

Boys Basketball

The WIAA goes back to 1916 to determine the beginning of its boys basketball program.

Athletic directors of the Wisconsin Normal Schools (later known as Teachers Colleges and now part of the State University system) started a tournament program in 1916, and the winners of these tournaments were recognized as state champions.

The WIAA did not take over operation of the tournament program until the 1919-20 school year.

Lawrence College of Appleton conducted invitational high school basketball tournaments from 1905 to 1918. The 1905 meet was the first State Tournament in basketball conducted in the United States.

The Lawrence Invitational and the Normal Schools tournament ran in com-

petition with each other from 1916 to 1918.

Counting 1916 as the first tournament, the first WIAA champion was Fond du Lac, which defeated Grand Rapids (now Wisconsin Rapids), 22-7, in the championship game.


Except for 1936 when the State Tournament was held at Wisconsin Rapids, the site of the tournament has been the University of Wisconsin in Madison since 1920. The UW Field House was used until the tournament moved into the Kohl Center in 1998.

WIAA basketball was a one-class program until 1934 when for two years (1934 and 1935) there were two classes. It increased to three classes for four years (1936-39), then reverted to one class again in 1940.

The tournament remained one class until 1972 when it returned to a two-class format. It became three classes in 1974. The tournament series changed to a four division format in the 1990-91 season, and after a two-year experimental period became permanent in 1992-93. Classes were also re-named divisions in 1990-91.


Superior Central holds the record for most appearances at the State Tournament with 27. Beloit has appeared in 26 and Eau Claire is next with 25, followed by Neenah with 24 and Wisconsin Rapids with 22.

There have been 103 different schools that have won championships. Beloit and Randolph have the most, seven, followed by Milwaukee King, Milwaukee Vincent and Milwaukee Lincoln that have each won five titles, and Fond du Lac, Kohler,




**MADISON MEMORIAL – BOYS BASKETBALL
CHAMPIONS (DIVISION 1) – 2008-2009**

Team members: Russell Henderson, Fred Ringhand, Erick Blue, Karl Klatt, Xavier Jones, Alvin Olson, Tre Creamer, Vander Blue, Junior Lomomba, Matthew Laubmeier, Eric Fruhling, Jeronne Maymon, Ed Kluender.




**RACINE SAINT CATHERINE'S – BOYS BASKETBALL
CHAMPIONS (DIVISION 3) – 2008-2009**

Team members: Mitch Jaeger, Mason Weber, Mike Lenz, Chris Souter, Jarvis Lawson, Jake Thomas, Jacob Manchester, Mike Flancher, Steve McWhorter, Nick Bixler, Joe Hamilton, Javar Lawson, Justin Piette.



**WISCONSIN LUTHERAN – BOYS BASKETBALL
CHAMPIONS (DIVISION 2) – 2008-2009**

Team members: Sam Kitzrow, Marcus Radue, Gavin Joiner, PJ Marion, Luke Sebald, Jacob Gordon, Terry Nash, JJ Krueger, Cedquon Holmes, Flavien Davis, Josh Gordon, Tim Rotruck, Corey Henne, Andrew Rumler.



**BENTON – BOYS BASKETBALL
CHAMPIONS (DIVISION 4) – 2008-2009**

Team members: Jacob Lange, Jordan Hendricks, David Neis, Kane Hoffmann, Michael Droessler, Connor Hendricks, Matt Savatski, John Lyne, Dakota Graf, Cody Brandt, Kolton Bartell, Tyler Lesandrini, Kevin Pulvermacher.

EXHIBIT G

(WIAA 86th Annual Yearbook (2008-2009) –
Included as Part of Stipulation of Background
Facts on January 21, 2010, Document #26.
Part 2 of 7, p. 50-p. 99)

Summary statistics for Aquinas vs Roncalli 41 game, including FG%, 3-Pt. FG%, and F Throw % for both halves and the game total.

Score by Periods table for Aquinas vs Roncalli 41 game, showing 1st, 2nd, 3rd, and 4th quarter scores and total.

AQUINAS 56, RONCALLI 41

VISITORS: AQUINAS 22-3

Main player statistics table for Aquinas vs Roncalli 41 game, listing player names and their performance metrics.

Summary statistics for Aquinas vs Roncalli 41 game, including FG%, 3-Pt. FG%, and F Throw % for both halves and the game total.

HOME TEAM: RONCALLI 21-5

Main player statistics table for Roncalli vs Aquinas 41 game, listing player names and their performance metrics.

Summary statistics for Roncalli vs Aquinas 41 game, including FG%, 3-Pt. FG%, and F Throw % for both halves and the game total.

OFFICIALS: Mike Pfeil, Jon Hegge, David Brest

TECHNICAL FOULS: AQUINAS-None. RONCALLI-None.

Score by Periods table for Roncalli vs Aquinas 41 game, showing 1st, 2nd, 3rd, and 4th quarter scores and total.

Division 4 Championship

BENTON 55, ASSUMPTION 43

VISITORS: ASSUMPTION 24-3

Main player statistics table for Benton vs Assumption 43 game, listing player names and their performance metrics.

Summary statistics for Benton vs Assumption 43 game, including FG%, 3-Pt. FG%, and F Throw % for both halves and the game total.

HOME TEAM: BENTON 25-2

Main player statistics table for Assumption vs Benton 43 game, listing player names and their performance metrics.

Summary statistics for Assumption vs Benton 43 game, including FG%, 3-Pt. FG%, and F Throw % for both halves and the game total.

OFFICIALS: Ken Koester, Paul Szelc, Andy Gallion
TECHNICAL FOULS: ASSUMPTION-None. BENTON-None.

Score by Periods table for Assumption vs Benton 43 game, showing 1st, 2nd, 3rd, and 4th quarter scores and total.

Division 4 Semifinals

BENTON 61, BLAIR-TAYLOR 49

VISITORS: BENTON 24-2

Main player statistics table for Benton vs Blair-Taylor 49 game, listing player names and their performance metrics.

Summary statistics for Benton vs Blair-Taylor 49 game, including FG%, 3-Pt. FG%, and F Throw % for both halves and the game total.

HOME TEAM: BLAIR-TAYLOR 23-3

Main player statistics table for Blair-Taylor vs Benton 49 game, listing player names and their performance metrics.

Summary statistics for Blair-Taylor vs Benton 49 game, including FG%, 3-Pt. FG%, and F Throw % for both halves and the game total.

OFFICIALS: Steve Matuszewski, Paul Ford, Wayne Halla

TECHNICAL FOULS: BENTON-None. BLAIR-TAYLOR-None.

Score by Periods table for Blair-Taylor vs Benton 49 game, showing 1st, 2nd, 3rd, and 4th quarter scores and total.

ASSUMPTION 65, SAINT MARY CENTRAL 54

VISITORS: ASSUMPTION 24-2

Main player statistics table for Assumption vs Saint Mary Central 54 game, listing player names and their performance metrics.

Summary statistics for Assumption vs Saint Mary Central 54 game, including FG%, 3-Pt. FG%, and F Throw % for both halves and the game total.

HOME TEAM: SAINT MARY CENTRAL 14-12

Main player statistics table for Saint Mary Central vs Assumption 54 game, listing player names and their performance metrics.

Summary statistics for Saint Mary Central vs Assumption 54 game, including FG%, 3-Pt. FG%, and F Throw % for both halves and the game total.

OFFICIALS: Travis Parr, Rick Thompson, Tyler Moy

TECHNICAL FOULS: ASSUMPTION-None. SAINT MARY CENTRAL-None.

Score by Periods table for Saint Mary Central vs Assumption 54 game, showing 1st, 2nd, 3rd, and 4th quarter scores and total.

2009 Boys Basketball Assignments – Division 1

SECTIONAL #4				SECTIONAL #8				
Regionals		Sectionals		Sectionals		Regionals		
Tues., Mar. 3	Sat., Mar. 7	Fri., Mar. 13	Sat., Mar. 14	Sat., Mar. 14	Fri., Mar. 13	Sat., Mar. 7	Tues., Mar. 3	
	Oshkosh North (#1)		WIAA State Tournament March 19 - Quarterfinals Sectional #4 vs. Sectional #8 1:35 p.m.		Milwaukee Washington 76-67	Milwaukee Washington (#1)		
West Bend West (#8)	@ Oshkosh North 3 p.m.	Oshkosh North 73-42			Milwaukee Washington 63-46	@ Al McGuire Center 6 p.m.	@ Milw. Washington 7 p.m.	Nicolet (#8)
@ West Bend West	Beaver Dam 49-45 (OT)	@ UW-Oshkosh 6:30 p.m.				Host: Germantown/Arrowhead	Nicolet 66-55	@ Nicolet
Beaver Dam (#9)		Oshkosh North 52-48				Milwaukee Custer 50-37		Milw. Riverside Uni. (#9)
Neenah (#5)	Neenah 63-56	Neenah 56-50				@ Milwaukee Custer 1 p.m.		Milwaukee Custer (#5)
@ Neenah		Oshkosh North 56-55				Milwaukee Bradley 60-55		@ Milwaukee Custer
West Bend East (#12)	@ Wis. Rapids Lincoln 8 p.m.	Neenah 74-58				Milwaukee Washington 60-57 (OT)		South Milwaukee (#12)
Wisconsin Rapids Lin (#4)	Wisconsin Rapids Lincoln 46-21	Host: Oshkosh North 7 p.m.				@ Al McGuire Center 7 p.m.		Milwaukee South (#4)
@ WI Rapids Lincoln		Oshkosh North 70-62				Host: Germantown/Arrowhead		@ Milwaukee South
Stevens Point (#13)		Sheboygan South 74-43				Wauwatosa East 68-56		Milw. Bradley Tech (#13)
Sheboygan North (#6)	Sheboygan North 51-42	@ UW-Oshkosh 8:15 p.m.				@ Al McGuire Center 8 p.m.		Milwaukee Bay View (#6)
@ Sheboygan North	@ Sheboygan South 4 p.m.	Oshkosh West 49-24				Host: Germantown/Arrowhead		@ Milw. Bay View
Menasha (#11)	Sheboygan South 74-43					Wauwatosa West 55-46		Pius XI (#11)
Sheboygan South (#3)	Sheboygan South 74-43				@ Marquette Uni. 7 p.m.			
@ Sheboygan South					Marquette University (#2)			
Hortonville (#14)								
Fond du Lac (#7)	Fond du Lac 64-29							
@ Fond du Lac	@ Oshkosh West 1:30 p.m.							
Slinger (#10)	Oshkosh West (#2)							

SECTIONAL #1				SECTIONAL #7				
Regionals		Sectionals		Sectionals		Regionals		
Tues., Mar. 3	Sat., Mar. 7	Fri., Mar. 13	Sat., Mar. 14	Sat., Mar. 14	Fri., Mar. 13	Sat., Mar. 7	Tues., Mar. 3	
	Hudson (#1)		WIAA State Tournament March 19 - Quarterfinals Sectional #1 vs. Sectional #7 approx. 3:15 p.m.		Racine Horlick 67-51	Racine Horlick (#1)		
Eau Claire North (#5)	@ Hudson 1 p.m.	Eau Claire North 50-42 (OT)			Racine Horlick 65-58	@ Racine Horlick 1:30 p.m.	West Allis Central (#8)	
@ Chippewa Falls	Eau Claire North 54-42	@ Eau Claire Memorial 7 p.m.				West Allis Central 56-42	@ West Allis Central	
Chippewa Falls (#4)		Eau Claire North 65-52					Greenfield (#9)	
River Falls (#3)	River Falls 48-45	Superior 46-43					Racine Case (#5)	
@ River Falls	@ Superior 5 p.m.	Eau Claire North 42-28					@ Racine Case	
Eau Claire Memorial (#6)		@ Marshfield 7 p.m.					Milw. Pulaski/Arts (#12)	
Menomonie (#7)	Superior 48-36	Antigo 31-29					Racine Case 64-48	
@ Superior		@ Wausau West 7 p.m.					@ Whitnall 1:30 p.m.	
Superior (#2)		Wausau East 63-56					Whitnall 67-43	
	Wausau West (#1)							Whitnall (#4)
	@ Wausau West 4 p.m.							@ Whitnall
Marshfield (#5)	Antigo 54-44							Muskego (#13)
@ Antigo								
Antigo (#4)								
D. C. Everest (#3)	D. C. Everest 48-41							
@ D. C. Everest	@ Wausau East 1:30 p.m.							
Rhinelander (#6)	Wausau East 57-51							
Merrill (#7)								
@ Wausau East								
Wausau East (#2)								

2009 Boys Basketball Assignments – Division 1

SECTIONAL #3

Regionals		Sectionals	
Tues., Mar. 3	Sat., Mar. 7	Fri., Mar. 13	Sat., Mar. 14
Madison Memorial (#1) @ Madison Memorial Monona Grove (#16)	Madison Memorial 71-55 @ Madison Memorial 4 p.m.	Madison Memorial 47-38	WIAA State Tournament March 19 - Quarterfinals Sectional #3 vs. Sectional #5 6:35 p.m.
La Crosse Logan (#8) @ La Crosse Logan Sauk Prairie (#9)	Sauk Prairie 69-48	@ Waunakee 6 p.m.	
La Crosse Central (#5) @ La Crosse Central Watertown (#12)	Watertown 66-53 @ Baraboo 4:30 p.m.	Baraboo 63-62	Madison Memorial 71-41
Baraboo (#4) @ Baraboo Madison West (#13)	Baraboo Forfeit		Madison Memorial 72-49
Madison La Follette (#6) @ Madison La Follette DeForest (#11)	Madison La Follette 60-45 @ Waunakee 7 p.m.	Waunakee 67-56	@ Waunakee 7 p.m.
Waunakee (#3) @ Waunakee Holmen (#14)	Waunakee 66-43		Waunakee 53-49
Sun Prairie (#7) @ Sun Prairie Middleton (#10)	Sun Prairie 59-51 @ Madison East 1:30 p.m.	Madison East 64-49	
Tomah (#15) @ Madison East Madison East (#2)	Madison East 84-60		

SECTIONAL #5

Sectionals		Regionals	
Sat., Mar. 14	Thur., Mar. 12	Sat., Mar. 7	Tues., Mar. 3
Germantown 61-46	Germantown 77-40	Germantown (#1)	
	@ Al McGuire Center Host: Germantown/ Arrowhead 6 p.m.	@ Germantown 7 p.m. Hamilton 42-38	Kettle Moraine (#8) @ Kettle Moraine Hamilton (#9)
	Hartford 61-56	Hartford 41-36	Hartford Union (#5) @ Hartford Union Waukesha South (#12)
		@ Oconomowoc 1:30 p.m. Oconomowoc 40-35	Oconomowoc (#4) @ Oconomowoc Waukesha West (#13)
Germantown 57-52		Milwaukee Vincent 54-44	Milwaukee Vincent (#6) @ Milwaukee Vincent Cedarburg (#11)
@ Al McGuire Center Host: Germantown/Arrowhead 1 p.m.	Waukesha North 53-33	@ Waukesha North 1 p.m. Waukesha North 69-56	Waukesha North (#3) @ Waukesha North Homestead (#14)
Menomonee Falls 57-49		@ Al McGuire Center Host: Germantown/Arrowhead 8 p.m.	Menomonee Falls (#7) @ Menomonee Falls Mukwonago (#10)
	Menomonee Falls 68-65	@ Arrowhead 7 p.m. Arrowhead 48-41	Milwaukee Madison (#15) @ Arrowhead Arrowhead (#2)

SECTIONAL #2

Regionals		Sectionals	
Tues., Mar. 3	Sat., Mar. 7	Fri., Mar. 13	Sat., Mar. 14
	Bay Port (#1)	Bay Port 59-51	WIAA State Tournament March 19 - Quarterfinals Sectional #2 vs. Sectional #6 approx. 8:15 p.m.
Appleton East (#8) @ Appleton East Shawano Community (#9)	@ Bay Port 7 p.m. Appleton East 53-45	@ Brown County Arena Host: Pulaski 6 p.m.	
De Pere (#5) @ De Pere Pulaski (#12)	De Pere 58-49 @ Green Bay Preble 1:30 p.m.	De Pere 62-55	Bay Port 63-61
Green Bay Preble (#4) @ Green Bay Preble Appleton North (#13)	Green Bay Preble 61-45		Bay Port 76-53
Green Bay Southwest (#6) @ Green Bay Southwest Manitowoc Lincoln (#11)	Manitowoc Lincoln 58-56 @ Kaukauna 7 p.m.	Manitowoc Lincoln 61-60	@ Brown County Arena Host: Pulaski 6:30 p.m.
Kaukauna (#3) @ Kaukauna Green Bay East (#14)	Kaukauna 67-52		Kimberly 63-58
Appleton West (#7) @ Appleton West Ashwaubenon (#10)	Ashwaubenon 38-36 @ Kimberly 3:30 p.m.	Kimberly 57-39	
Green Bay West (#15) @ Kimberly Kimberly (#2)	Kimberly 73-43		

SECTIONAL #6

Sectionals		Regionals	
Sat., Mar. 14	Fri., Mar. 13	Sat., Mar. 7	Tues., Mar. 3
Beloit Memorial 63-58	Beloit Memorial 63-58	Beloit Memorial (#1)	
	@ Janesville Craig 6 p.m.	@ Beloit Memorial 1:30 p.m. Badger 71-64	Badger (#8) @ Badger Stoughton (#9)
	Kenosha Tremper 63-49	Janesville Craig 84-58	Janesville Craig (#5) @ Janesville Craig Westosha Central (#12)
		@ Kenosha Tremper 1 p.m. Kenosha Tremper 61-49	Kenosha Tremper (#4) @ Kenosha Tremper Wilmot Union (#13)
Beloit Memorial 66-62 (2 OT) @ Janesville Craig 7 p.m.		Kenosha Bradford 70-54	Kenosha Bradford (#6) @ Kenosha Bradford Milton (#11)
	Verona 56-47	@ Verona Area 3:30 p.m. Verona 84-42	Verona Area (#3) @ Verona Area Janesville Parker (#14)
Elkhorn Area 64-56 (OT)		@ Janesville Craig 8 p.m.	Burlington (#7) @ Burlington Oregon (#10)
	Elkhorn 61-35	@ Elkhorn Area 7 p.m. Elkhorn Area (#2)	

2009 Boys Basketball Assignments – Division 2

SECTIONAL #1

SECTIONAL #4

Regionals **Sectionals** **Sectionals** **Regionals**

Tues., Mar. 3 Thur., Mar. 5 Sat., Mar. 7 Thur., Mar. 12 Sat., Mar. 14 Sat., Mar. 14 Thur., Mar. 12 Sat., Mar. 7 Thur., Mar. 5 Tues., Mar. 3


WIAA State Tournament
 March 20 - Semifinals
 Sectional #1 vs. Sectional #4
 1:35 p.m.

<p>Northwestern (#1) @ Northwestern Hayward (#8)</p> <p>Amery (#5) @ Ashland Ashland (#4)</p> <p>Osceola (#3) @ Osceola Spooner (#6)</p> <p>Somerset (#7) @ New Richmond New Richmond (#2)</p> <hr/> <p>Rice Lake (#1) @ Rice Lake Barron (#5) @ Baldwin-Woodville Baldwin-Woodville (#4)</p> <p>Medford Area (#3) @ Medford Area Bloomer (#6)</p> <p>Cumberland (#7) @ Altoona Altoona (#2)</p> <hr/> <p>Black River Falls (#1) @ Black River Falls Ellsworth (#5) @ Sparta Sparta (#4)</p> <p>Onalaska (#3) @ Onalaska West Salem (#6)</p> <p>Durand (#7) @ G-E-T Gale-Etrick-Tremp (#2)</p> <hr/> <p>Lakeland (#1) @ Lakeland Northland Pines (#8)</p> <p>Nekoosa (#5) @ Wittenberg-Birnam Wittenberg-Birnamwood (#4)</p> <p>Mosinee (#3) @ Mosinee Tomahawk (#6)</p> <p>Pioneer Westfield (#7) @ Adams-Friendship Adams-Friendship (#2)</p>	<p>Northwestern 55-32 @ Northwestern</p> <p>Amery 49-39</p> <p>Osceola 61-50 @ New Richmond</p> <p>New Richmond 58-51</p> <p>Rice Lake 57-41 @ Rice Lake 7 p.m.</p> <p>Northwestern 55-42</p> <p>Rice Lake 54-37 @ Spooner 1 p.m.</p> <p>Altoona 69-54</p> <p>Altoona 74-59</p> <p>Black River Falls 56-41 @ Osseo-Fairchild 7 p.m.</p> <p>Sparta 67-54</p> <p>Onalaska 56-42 @ G-E-T</p> <p>Gale-Etrick-Tremp 79-54</p> <p>Lakeland 80-33 @ Lakeland</p> <p>Wittenberg-Birnam 52-44 @ Wausau West 1 p.m.</p> <p>Mosinee 52-46 @ Adams-Friendship</p> <p>Adams-Friendship 49-35</p>	<p>Northwestern 53-45 @ Spooner 7 p.m.</p> <p>Rice Lake 62-44</p> <p>Altoona 69-54</p> <p>Altoona 74-59</p> <p>Black River Falls 56-41 @ UW-Stout Host: Durand 7:30 p.m.</p> <p>Onalaska 47-45</p> <p>Onalaska 40-38 @ Stevens Point 7 p.m.</p> <p>Onalaska 35-30</p>	<p>Pewaukee 50-35 @ Homestead 7 p.m.</p> <p>Wisconsin Lutheran 72-64 (OT) @ Al McGuire Center Hosts: Germantown/ Arrowhead 4 p.m.</p> <p>Whitefish Bay 71-33 @ Marquette 4 p.m.</p> <p>Milwaukee Marshall 77-70 @ Milwaukee Lutheran 2 p.m.</p> <p>Wisconsin Lutheran 36-34 @ Waukesha South 7 p.m.</p> <p>Wisconsin Lutheran 69-61 (OT) @ Greenfield 2 p.m.</p>	<p>Plymouth (#1)</p> <p>Mayville 58-51 @ Plymouth</p> <p>Sheboygan Falls 58-43 @ Cedar Grove-Belgium 1:30 p.m.</p> <p>Sheboygan Falls 55-31 @ Sheboygan Falls</p> <p>Pewaukee (#1) @ Pewaukee</p> <p>Wisconsin Lutheran 71-55 @ Hartford Union 1:30 p.m.</p> <p>Whitefish Bay 71-33 @ Whitefish Bay</p> <p>Milwaukee Marshall 77-70 @ Milwaukee Marshall</p> <p>Wisconsin Lutheran 74-42 @ Wisconsin Lutheran</p> <p>Wisconsin Lutheran 69-61 (OT) @ Greenfield 2 p.m.</p>	<p>North Fond du Lac (#5) @ Mayville Mayville (#4)</p> <p>Ripon (#3) @ Ripon Campbellsport (#6)</p> <p>St. Lawrence Seminary (#7) @ Sheboygan Falls Sheboygan Falls (#2)</p> <p>Kettle Moraine Luth (#5) @ St. John's NW Military Saint John's NW (#4)</p> <p>Port Washington (#3) @ Port Washington New Berlin West (#6)</p> <p>Kewaskum (#7) @ New Berlin Eisenhower New Berlin Eisenhower (#2)</p> <p>Whitefish Bay (#1)</p> <p>Messmer (#5) @ Shorewood Shorewood (#4)</p> <p>Brown Deer (#3) @ Brown Deer Grafton (#6)</p> <p>Milw Life Learn/Ron Reag (#7) @ Milwaukee Marshall Milwaukee Marshall (#2)</p> <p>Milw School of Lang (#5) @ Saint Thomas More Saint Thomas More (#4)</p> <p>Milwaukee North (#3) @ Milwaukee North Cudahy (#6)</p> <p>Saint Francis (#7) @ Milwaukee Lutheran Milwaukee Lutheran (#2)</p>
---	---	---	--	--	---

2009 Boys Basketball Assignments – Division 2

SECTIONAL #2


SECTIONAL #3



2009 Boys Basketball Assignments – Division 3

SECTIONAL #1


SECTIONAL #4



2009 Boys Basketball Assignments – Division 3

SECTIONAL #2

SECTIONAL #3




WIAA State Tournament
March 19 - Semifinals
Sectional #2 vs. Sectional #3
approx. 10:30 a.m.

2009 Boys Basketball Assignments – Division 4

SECTIONAL #1


SECTIONAL #4



2009 Boys Basketball Assignments – Division 4

SECTIONAL #2

SECTIONAL #3



State Boys Basketball Champions

Year	Winner	Coach	Runner-up	Coach	Score
1916	Fond du Lac (19-1)	Elwin B. Krause	Grand Rapids (17-3)	Harry E. Brown	22-7
1917	Eau Claire (13-2)	William Phillips	Waukesha (8-3)	L.J. O'Rourke	15-3
1918	Madison Central (16-1)	G.A. Crispin	Watertown (12-3)	L.F. Thomas	37-17
1919	Fond du Lac (16-0)	Ed Fruth	Eau Claire (13-2)	Mark Peterman	27-19
1920	Superior (12-0)	Irv Tubbs	Neenah (12-3)	A.C. Denney	19-9
1921	Appleton (13-2)	O.K. Vincent	Menomonie (14-1)	R.H. Bongey	14-12
1922	Fond du Lac (12-3)	Ed Fruth	New Richmond (14-1)	O.A. Birr	22-19
1923	Wisconsin High (15-3)	Ira Davis	Oshkosh (16-4)	E.J. Abrahamson	26-13
1924	Fond du Lac (12-4)	Ed Fruth	Superior Central (14-8)	Otto A. Kohl	32-21
1925	La Crosse Central (20-3)	L.R. Finley	Shawano (18-2)	Ted Curtis	10-4
1926	Stevens Point (14-2)	W.J. Hunting	River Falls (14-3)	Carl Klandrud	9-7
1927	Eau Claire (18-1)	J.D. Martin	Madison Central (14-3)	Howard Johnson	18-13
1928	Watertown (21-1)	D. Kenyon	Madison Central (17-2)	Howard Johnson	27-14
1929	Wausau (20-1)	Cabby Ewers	Kenosha (17-4)	Lawrence Engle	22-17
1930	Neenah (16-1)	Ole Jorgensen	Racine Horlick (10-8)	Arthur C. Ritt	28-5
1931	Wisconsin High (21-0)	Russ Rippe	Racine Park (13-6)	Ernest Ziebell	20-19
1932	Beloit (17-2)	Willis Jones	Kenosha (15-6)	Lawrence Engle	13-11
1933	Beloit (19-1)	Herman Jacobson	Wausau (19-3)	C.M. Ewers	15-14
1934	A - Beloit (17-1)	Herman Jacobson	Wisconsin Rapids (11-7)	Carl Klandrud	32-18
	B - De Pere (19-1)	G.E. Braisher	New Lisbon (17-3)	Frank H. Batas	22-19
1935	A - Superior Central (19-1)	Harry Conley	Beloit (13-5)	Herman Jacobson	34-26
	B - Mayville (20-0)	Ray Dunn	Weyauwega (19-2)	Harry T. Luhn	36-22
1936	A - Superior Central (18-2)	Harry Conley	Wisconsin Rapids (14-7)	Carl Klandrud	22-21
	B - Port Washington (19-3)	Sam Demerit	Niagara	Al Schneider	24-20
	C - Pardeeville (18-1)	Mel Barkley	Middleton (16-3)	James Stahl	29-27
1937	A - Beloit (16-3)	Herman Jacobson	Rhineland (17-2)	Russell Leksell	28-17
	B - Beaver Dam (20-2)	Don Huddleston	South Milwaukee (16-8)	Clark Van Galder	35-22
	C - Fall Creek (21-0)	G. Eggleston	Minocqua (18-2)	Dave Bloczynski	32-19
1938	A - Wausau (18-4)	Win Brockmeyer	Wauwatosa (19-1)	Martin Jackson	24-16
	B - Shawano (18-2)	Clifford F. Dilts	Beaver Dam (20-3)	Don Huddleston	33-30
	C - Marion (23-2)	Les Ansoerge	Cuba City (20-1)	Guerdon Brewer	33-19
1939	A - Rhineland (20-0)	Russell Leksell	Wausau (15-6)	Win Brockmeyer	46-28
	B - Watertown (22-1)	Al Landsverk	Neenah (19-4)	Ole Jorgensen	33-28
	C - Altoona (15-8)	Harold Isaacson	Port Edwards (23-6)	Lawrence Lewis	44-33
1940	Shawano (19-5)	Clifford F. Dilts	Marshfield (13-7)	Jack Murphy	23-22
1941	Two Rivers (21-0)	Edward D. Hall	Shawano (14-6)	Clifford F. Dilts	35-28
1942	Shorewood (18-3)	William Olson	Marinette (18-3)	H.J. Anderle	34-17
1943	Racine Park (22-3)	Clark Van Galder	Shawano (16-6)	Clifford F. Dilts	40-23
1944	Waukesha (20-2)	Lee Saubert	Eau Claire (17-3)	John Novak	23-18
1945	Madison West (22-1)	Willis Jones	Lena (25-2)	Bruce Kimball	44-35
1946	Reedsville (22-2)	John Gable	Eau Claire (20-3)	John Novak	48-39
1947	Beloit (18-6)	Carl Nelson	Hurley (22-2)	Carl Vergamini	56-37
1948	Wauwatosa (24-2)	William Walters	Eau Claire (19-6)	John Novak	41-35
1949	Hurley (24-2)	Carl Vergamini	La Crosse Logan (22-3)	Rodney Martin	37-36
1950	St. Croix Falls (23-1)	Don Snyder	Eau Claire (22-4)	John Novak	59-35
1951	Wisconsin Rapids (24-2)	Phil Manders	Madison West (23-3)	Bob Harris	64-55
1952	South Milwaukee (27-1)	Larry Jansky	Stevens Point (22-4)	John Erickson	61-54
1953	Menasha (25-3)	Eric Kitzman	Sheboygan Central (20-4)	Carl Huebner	61-57
1954	Stevens Point (24-2)	William Knapton	Superior Central (21-3)	Norm Olson	70-65
1955	Eau Claire (22-4)	John Novak	Superior Central (22-2)	Jack Bruckbauer	81-71
1956	Shawano (22-6)	John Kenney	Appleton (17-9)	Richard Emanuel	74-68
1957	Shawano (26-2)	John Kenney	Madison West (21-5)	Don Page	66-61
1958	Madison East (22-3)	Verlyn Belisle	Milwaukee North (22-1)	Victor Anderson	62-59
1959	Milwaukee Lincoln (22-4)	Richard Wadewitz	Milwaukee North (22-2)	Victor Anderson	65-56
1960	Wausau (17-9)	Marshall Taylor	Menomonie (23-4)	Pete Hendrikson	74-65
1961	Milwaukee Lincoln (25-1)	Richard Wadewitz	Rice Lake (24-1)	Bob Tone	(OT) 77-75
1962	Milwaukee Lincoln (26-0)	Richard Wadewitz	Eau Claire (23-3)	Harry Gibbs	93-80
1963	Manitowoc (22-3)	John Jung	Dodgeville (23-2)	John Wilson	74-52
1964	Dodgeville (26-0)	John Wilson	Milwaukee North (24-2)	Victor Anderson	59-45
1965	Monroe (26-0)	Lee Mitchell	Eau Claire Memorial (22-5)	Harry Gibbs	74-71
1966	Milwaukee Lincoln (25-1)	Jim Smallins	Wisconsin Rapids (20-7)	Jack Cepek	75-62
1967	Milwaukee Lincoln (25-1)	Jim Smallins	Wausau (23-2)	Ken Anderson	61-56
1968	Manitowoc (26-0)	Ed Fleener	Beloit (22-4)	Bernie Barkin	63-51
1969	Beloit (26-0)	Bernie Barkin	Neenah (21-5)	Ron Einerson	(2 OT) 80-79
1970	Appleton West (26-0)	Dick Emanuel	Neenah (24-2)	Ron Einerson	58-57
1971	Janesville Parker (19-7)	Bob Morgan	Milwaukee King (24-2)	Max Walker	79-68
1972	A - Milwaukee Hamilton (23-3)	Jerry Warczak	Neenah (23-3)	Ron Einerson	58-52
	B - Bloomington (24-1)	Ron Benish	Crivitz (23-3)	Doug Cariveau	78-56
1973	A - Beloit (23-3)	Bernie Barkin	Fond du Lac (21-5)	Dave Bartolutti	60-59
	B - McFarland (25-1)	Sam Mills	Luck (24-2)	Andy Dolny	51-49
1974	A - Superior (22-3)	Don Olson	Milwaukee Lincoln (24-1)	Robert Crawford	(OT) 74-67
	B - Sheboygan Falls (19-5)	Arden Luker	Kiel (19-6)	Jack Brenegan	55-52
	C - McFarland (26-0)	Sam Mills	Mineral Point (25-1)	Gary Douglas	65-43
1975	A - Neenah (22-3)	Ron Einerson	Milwaukee Marshall (15-8)	Paul Sherry	64-55
	B - Sheboygan Falls (21-3)	Arden Luker	Wittenberg-Birmamwood (22-2)	Ed Poock	78-60
	C - Marathon (25-0)	Tom Weinkauff	Pardeeville (25-1)	Bruce Hammond	65-57
1976	A - South Milwaukee (25-0)	Jerry Sullivan	Eau Claire Memorial (22-3)	Dick Bennett	45-43
	B - St. Francis (18-7)	Harold McKeon	Clintonville (20-5)	Carl Bruggink	68-66
	C - Marathon (25-0)	Tom Weinkauff	Kohler (22-3)	Bruce Erickson	78-59
1977	A - Madison La Follette (17-8)	Pete Olson	Eau Claire Memorial (23-2)	John Nicholas	65-48
	B - Clintonville (22-3)	Carl Bruggink	Prairie du Chien (21-3)	James McGrath	91-70
	C - Marathon (24-2)	Tom Weinkauff	Oostburg (25-1)	John Moriarity	(OT) 53-52
1978	A - Neenah (26-0)	Ron Einerson	Beloit (19-6)	Bernie Barkin	58-49
	B - Elkhorn (19-6)	Fred Suchy	Park Falls (18-7)	Jim Szlagowski	81-53
	C - Colfax (22-3)	Dick Deiner	Pardeeville (24-1)	Bruce Hammond	75-61

Boys Basketball

Year	Winner	Coach	Runner-up	Coach	Score
1979	A - Milwaukee Technical (22-3)	Win Parkinson	La Crosse Central (23-2)	Gary Robarge	67-65
	B - Elkhorn (13-12)	Fred Suchy	Prairie du Chien (19-6)	John Howard	79-66
	C - Niagara (24-1)	Terry Youren	Melrose-Mindoro (22-3)	Graeme Williams	62-55
1980	A - Milwaukee North (22-3)	Garmer Currie	Janesville Craig (21-5)	Stan DuFrane	65-63
	B - Wautoma (24-1)	Jeff Healy	Elkhorn (18-7)	Fred Suchy	56-46
	C - Kohler (24-2)	Daniel Buhr	Edgar (24-2)	Dean Wucherer	68-58
1981	A - Milwaukee Madison*	Ray Rozek	Wausau West (19-6)	John Ihde	77-60
	B - Cuba City (24-1)	Jerry Petitgoue	Ladysmith (22-3)	Jim Schultz	52-47
	C - Iowa-Grant (23-3)	Steve Randall	Wausaukee (20-6)	Gene Pieper	59-51
1982	A - Madison La Follette (20-5)	Pete Olson	Stevens Point (24-1)	John Schell	62-61
	B - Portage (23-2)	Howie Ochs	Valders (22-3)	Dick Nelson	58-39
	C - Kohler (22-4)	Paul Swanson	Thorp (22-3)	Jack Tetzner	61-56
1983	A - Milwaukee Technical (23-3)	Win Parkinson	Watertown (21-3)	Eli Crogan	62-54
	B - Mayville (24-0)	Bob Blair	Valders (24-1)	Dick Nelson	55-53
	C - Kohler (23-3)	Paul Swanson	Fall Creek (23-2)	Ron Schultz	70-57
1984	A - Milwaukee King (24-0)	James Gordon	Janesville Craig (23-2)	Stan DuFrane	80-72
	B - Wilmot (25-0)	Tom Reigel	Valders (24-1)	Dick Nelson	67-54
	C - Fall Creek (26-0)	Ron Schultz	Washburn (23-3)	Bob Gasperini	57-46
1985	A - Milwaukee Washington (24-1)	Clyde Rusk	Racine Horlick (24-1)	David Krause	(OT) 56-54
	B - Denmark (24-2)	Pete Van Roo	Prairie du Chien (22-4)	Mike Urbach	63-59
	C - Fall Creek (25-1)	Ron Schultz	Oakfield (18-7)	Ed Baeten	78-54
1986	A - Sheboygan North (25-1)	Tom Desotell	Appleton East (17-9)	Ron Parker	47-38
	B - Chilton (22-4)	James Eisner	Prairie du Chien (21-4)	Mike Urbach	(OT) 45-44
	C - Oostburg (22-4)	John Moriarity	Whitehall (21-5)	Ken Stellpflug	67-62
1987	A - Milwaukee Washington (25-2)	Clyde Rusk	Fond du Lac (20-7)	Dick Diener	(2 OT) 44-41
	B - Wisconsin Dells (25-1)	Jack Capelle	Clintonville (18-3)	Carl Bruggink	62-50
	C - Oostburg (26-1)	John Moriarity	Elk Mound (25-2)	Dan Pederson	72-69
1988	A - Onalaska (25-2)	John Shelton	Neenah (25-2)	Ron Ingerson	70-62
	B - Whitnall (25-2)	Kent Kroupa	Clintonville (19-8)	Carl Bruggink	74-67
	C - Greenwood (24-4)	Tom Buker	Southwestern (21-7)	Jim Nedelcoff	(OT) 41-40
1989	A - Wauwatosa East (24-3)	James Rebholz	Eau Claire North (24-2)	Patrick M. Hammond	49-48
	B - Clintonville (23-4)	Carl Bruggink	Bloomer (24-3)	Dale Parr	78-53
	C - Florence (27-0)	Bob Wolfe	Glenwood City (26-1)	Fred Booth	60-54
1990	A - Milwaukee Washington (26-1)	James Gordon	Appleton East (24-3)	Ron Parker	70-63
	B - Freedom (27-0)	Dan Valentyn	Monona Grove (26-1)	John Verhelst	75-72
	C - Darlington (26-1)	Michael Hopkins	Eleva-Strum (27-1)	Richard Roginski	58-44
1991	1 - Milwaukee King (23-3)	Jim Gosz	Wauwatosa East (26-1)	James Rebholz	(OT) 59-58
	2 - Wilmot (27-0)	Tom Reigel	Monroe (18-9)	Bill Dehn	73-64
	3 - Cuba City (24-3)	Jerry Petitgoue	Phillips (22-5)	Andrew Pilch	50-48
1992	4 - Shullsburg (24-3)	Robert Boettcher	Spring Valley (18-9)	Rob Bosshart	63-58
	1 - Madison West (25-2)	Roger Wiebe	Milwaukee King (26-1)	Jim Gosz	77-63
	2 - Onalaska (21-6)	John Shelton	Campbellsport (23-2)	Roger Tuchany	56-36
1993	3 - St. Croix Falls (27-0)	Ron Greenquist	Columbus (22-5)	Mike O'Brien	(2 OT) 75-72
	4 - Spring Valley (23-4)	Rob Bosshart	Cassville (18-7)	Dennis Uppena	66-51
	1 - Milwaukee Washington (25-2)	James Gordon	Sheboygan North (24-2)	Tom Desotell	70-67
1994	2 - Rice Lake (24-3)	Gary Larson	Baraboo (22-4)	Tom Steinhorst	77-70
	3 - Auburndale (26-0)	Tim Anderson	St. Croix Falls (25-2)	Ron Greenquist	57-46
	4 - Wausaukee (21-6)	Gene Pieper	Cassville (25-2)	Dennis Uppena	69-57
1995	1 - Stevens Point (26-0)	Bob Schultz	Milwaukee King (25-1)	James Gosz	59-54
	2 - Kimberly (23-4)	John Miron	Baraboo (22-5)	Tom Steinhorst	59-54
	3 - Markesan (24-3)	John Bradley	Elk Mound (26-1)	Dan Pedersen	62-58
1996	4 - Cassville (27-0)	Dennis Uppena	Goodman (22-5)	Paul Millan	67-56
	1 - Milwaukee King (26-1)	Jim Gosz	Watertown (20-7)	Bill Lechner	77-62
	2 - Kimberly (26-1)	John Miron	Greendale (18-6)	Paul Krajewski	45-33
1997	3 - Oostburg (24-2)	John Moriarity	Auburndale (26-1)	Tim Anderson	55-45
	4 - Cassville (27-0)	Dennis Uppena	Oakfield (23-4)	Mike Urban	56-43
	1 - Milwaukee Vincent (24-3)	Tom Diener	Mukwonago (24-3)	Jay Christiansen	48-45
1998	2 - Whitefish Bay (27-0)	Jeff Thielke & Jack Bleier	Sauk Prairie (24-3)	Tom Andres	57-46
	3 - Markesan (23-4)	John Bradley	Ladysmith (22-5)	Forrest Larson	62-60
	4 - Randolph (24-2)	Bob Haffe	Elmwood (16-11)	Curt Weber	72-65
1999	1 - Milwaukee Vincent (24-3)	Tom Diener	Milwaukee Washington (21-5)	James Gordon	53-50
	2 - Seymour (27-0)	Jon Murphy	Sauk Prairie (25-2)	Tom Andres	68-55
	3 - Omro (22-5)	Spencer Rolph	Laconia (23-4)	Lucky Wurtz	74-59
2000	4 - Edgar (23-4)	Dean Wucherer	Randolph (25-2)	Bob Haffe	50-44
	1 - Milwaukee Vincent (26-1)	Tom Diener	Middleton (23-4)	John Boyle	36-34
	2 - Whitefish Bay (26-1)	Jeff Thielke & Jack Bleier	New London (22-5)	Roy Hintz	40-35
2001	3 - Cuba City (24-2)	Jerry Petitgoue	Phillips (20-7)	Andy Pilch	75-67
	4 - Randolph (26-1)	Bob Haffe	Three Lakes (24-3)	Jerry Koslowski	50-46
	1 - Racine Case (25-2)	Bob Hayes	Milwaukee Bay View (25-2)	Phil Jones	73-68
2002	2 - New London (21-5)	Roy Hintz	Adams-Friendship (26-1)	Steve Klaas	48-37
	3 - Park Falls (27-0)	Chuck Woelfel	Omro (22-5)	Spencer Rolph	57-53
	4 - Kohler (20-7)	Jeff Wolf	Cassville (20-6)	Dennis Uppena	61-55
2003	1 - Milwaukee Vincent (24-3)	Tom Diener	Milwaukee Washington (25-2)	James Gordon	58-44
	2 - New Berlin West (26-0)	Jeff Lewiston	Seymour (25-2)	Jon Murphy	47-37
	3 - Auburndale (27-0)	Tim Anderson	Marshall (25-1)	Jason Treutelaar	41-35
2004	4 - Cassville (26-1)	Dennis Uppena	Wausaukee (23-4)	Gene Pieper	59-48
	1 - Milwaukee Vincent (24-2)	Tom Diener	Oshkosh West (24-1)	Steve Randall	66-60
	2 - Seymour (22-5)	Jon Murphy	Pewaukee (26-1)	Tim Reuter	54-45
2005	3 - Glenwood City (26-1)	Fred Booth	Weyauwega-Fremont (26-1)	Mike Flanagan	48-45
	4 - Catholic Central {Burlington} (21-6)	Steve Edge & Norb Wishowski	Pecatonica (20-7)	Dana Mackenzie	56-54
	1 - Madison La Follette (25-1)	Eric Nelson	Fond du Lac (16-11)	Dick Diener	43-40
2006	2 - Madison Edgewood (24-3)	Chris Zwettler	Seymour (22-4)	Jon Murphy	62-38
	3 - Marshall (24-3)	Jason Treutelaar	Ladysmith (25-2)	Forrest Larson	75-64
	4 - Randolph (25-2)	Bob Haffe	Assumption {Wis. Rapids} (19-7)	Gary Weisenbeck	52-35
2007	1 - Milwaukee King (26-0)	Jim Gosz	Appleton West (23-3)	Greg Hartjes	57-46
	2 - Aquinas (24-3)	Mike Desmond	Seymour (23-3)	Jon Murphy	62-59
	3 - Ladysmith (25-2)	Forrest Larson	Auburndale (26-1)	Tim Anderson	43-41
2008	4 - Randolph (25-2)	Bob Haffe	Seneca (23-4)	David Boland	63-37

Boys Basketball

Year	Winner	Coach	Runner-up	Coach	Score
2004	1 - Milwaukee King (23-3)	Jim Gosz	Madison Memorial (25-1)	Steve Collins	75-58
	2 - Catholic Memorial (25-1)	John Burns	Seymour (24-2)	Jon Murphy	58-55
	3 - Dominican (24-3)	Paul Wollersheim	Mishicot (20-7)	Pat Rau	46-31
	4 - Randolph (26-0)	Bob Haffele	Hilbert (22-5)	Stan Diedrich	52-50
2005	1 - Madison Memorial (24-2)	Steve Collins	Milwaukee Vincent (20-6)	Tom Diener	63-55
	2 - Racine Saint Catherine's (25-1)	Bob Letsch	Seymour (21-5)	Jon Murphy	52-50
	3 - Dominican (27-0)	Paul Wollersheim	Grantsburg (22-5)	Danny Judd	66-57
	4 - Randolph (25-2)	Bob Haffele	Oshkosh Lourdes (15-12)	Dennis Ruedinger	53-37
2006	1 - Oshkosh West (26-0)	Lance Randall	Madison Memorial (24-2)	Steve Collins	52-40
	2 - Seymour (23-3)	Jon Murphy	Monona Grove (20-7)	Dan Zweifel	46-37
	3 - Racine St. Catherine's (27-0)	Bob Letsch	Westby (25-2)	Bob Constalie	68-29
	4 - Catholic Central (26-1)	Paul Deacon	Abbotsford (25-2)	Brad Podevels	68-58
2007	1 - Oshkosh West (24-2)	Lance Randall	Milwaukee Vincent (23-3)	Tom Diener	50-43
	2 - Monroe (23-4)	Pat Murphy	Port Washington (17-10)	John Bunyan	52-46
	3 - Racine St. Catherine's (23-4)	Bob Letsch	Aquinas (26-1)	Rick Schneider	60-56
	4 - Randolph (25-2)	Bob Haffele	Elewa-Strum (25-2)	Rich Roginski	59-49
2008	1 - Wauwatosa East (26-1)	Tim Arndorfer	Madison Memorial (23-3)	Steve Collins	(OT) 58-56
	2 - New Berlin Eisenhower (23-4)	David Scheidegger	Adams-Friendship (18-9)	Steve Klaas	54-41
	3 - Aquinas (24-3)	Rick Schneider	Iola-Scandinavia (24-3)	Sam Bertsch	70-51
	4 - Elewa-Strum (27-0)	Rich Roginski	Suring (26-1)	Gary Regal	62-58
2009	1 - Madison Memorial (26-1)	Steve Collins	Racine Horlick (24-2)	Jason Treutelaar	56-41
	2 - Wisconsin Lutheran (24-2)	Ryan Walz	Monroe (19-8)	Pat Murphy	79-67
	3 - Racine Saint Catherine's (25-2)	Bob Letsch	Aquinas (22-4)	Rick Schneider	48-34
	4 - Benton (25-2)	Jim Blaine	Assumption (24-3)	Gary Weisenbeck	55-43

*Championship was declared vacant on April 20, 1981, by Board of Control because Milwaukee Madison played an ineligible student.

Lawrence College of Appleton conducted high school basketball tournaments from 1905 to 1918, inclusive, and these winners were recognized as state champions by the WIAA from 1905 to 1915, inclusive.

The winners were: 1905 - Fond du Lac, 1906 - Appleton, 1907 - Oshkosh, 1908 - Superior, 1909 - Menomonie, 1910 - La Crosse, 1911 - Appleton, 1912 - Madison Central, 1913 - Janesville, 1914 - Appleton and 1915 - Fond du Lac.

Athletic Directors of the Wisconsin Normal Schools (later known as Teachers College and now called State Colleges) started a tournament program in 1916 with the winners recognized as state champions. Lawrence College's tournament also was held during 1916 (winner - Baraboo), 1917 (winner - Wittenberg) and 1918 (winner - Wisconsin Rapids), and thereafter discontinued.

The WIAA took charge of the tournament program beginning in 1920.

State Tournament Team Records - (1916-2009)

(Shows Year and Won-and-Loss Total)

Abbotsford (2) - 1935 (1-2), 2006 (0-1)	Beaver Dam (4) - 1937 (3-0), 1938 (2-1), 1941 (0-2), 1946 (0-2)	Coleman (1) - 1978 (0-1)	(0-1), 1984 (1-1), 1991 (0-1), 1996 (1-1), 2003 (1-1)
Adams-Friendship (5) - 1996 (0-1), 1999 (1-1), 2001 (0-1), 2002 (0-1), 2008 (1-1)	Beloit (26) - 1925 (4-1), 1929 (4-1), 1930 (3-2), 1931 (3-1), 1932 (4-0), 1933 (4-0), 1934 (3-0), 1935 (2-1), 1937 (3-0), 1940 (0-2), 1947 (3-0), 1950 (1-1), 1953 (0-2), 1954 (0-2), 1962 (2-1), 1963 (1-2), 1968 (2-1), 1969 (3-0), 1973 (3-0), 1976 (1-1), 1978 (2-1), 1987 (0-1), 1989 (0-1), 2004 (0-1), 2005 (0-1), 2009 (0-1)	Colfax (2) - 1933 (1-1), 1978 (2-0)	Eau Claire North (7) - 1985 (0-1), 1987 (0-1), 1989 (2-1), 1990 (0-1)*, 1992 (1-1), 2008 (0-1), 2009 (0-1)
Albany (1) - 1993 (0-1)	Benton (1) - 1974 (0-1), 1975 (0-1)	Columbus (3) - 1919 (2-2), 1929 (3-1), 1992 (1-1)	Edgar (4) - 1936 (1-1), 1937 (2-1), 1980 (1-1), 1997 (2-0)
Algoma (1) - 1935 (0-2)	Berlin (2) - 1945 (0-2), 1990 (0-1)	Crivitz (3) - 1936 (0-2), 1972 (1-1), 1973 (0-1)	Edgerton (3) - 1916 (2-2), 1917 (3-1), 1941 (0-2)
Alma (1) - 1966 (2-1)	Birnamwood (1) - 1953 (0-2)	Cuba City (10) - 1923 (0-2), 1928 (0-2), 1938 (2-1), 1949 (0-2), 1981 (2-0), 1983 (0-1), 1989 (0-1), 1991 (2-0), 1998 (2-0), 2005 (0-1)	Elewa-Strum (5) - 1982 (0-1), 1990 (1-1), 2006 (0-1), 2007 (1-1), 2008 (2-0)
Altoona (8) - 1930 (1-2), 1934 (2-1), 1939 (3-0), 1942 (0-2), 1952 (0-2), 1980 (0-1), 1990 (0-1), 2006 (0-1)	Black River Falls (2) - 1958 (0-2), 1988 (0-1)	Cudahy (1) - 1981 (0-1)	Elkhart Lake (1) - 1937 (0-2)
Amherst (1) - 1998 (0-1)	Blair (3) - 1931 (0-2), 1947 (0-2), 1973 (0-1)	Cumberland (7) - 1918 (0-2), 1919 (0-2), 1931 (1-2), 1938 (1-2), 1941 (0-2), 1965 (2-1), 1971 (0-2)	Elkhorn (4) - 1978 (2-0), 1979 (2-0), 1980 (1-1), 1987 (0-1)
Amery (2) - 1974 (0-1), 1975 (0-1)	Blair-Taylor (5) - 1994 (0-1), 1998 (0-1), 2004 (0-1), 2005 (0-1), 2009 (0-1)	Darlington (1) - 1990 (2-0)	Elk Mound (2) - 1987 (1-1), 1994 (1-1)
Antigo (12) - 1919 (2-2), 1923 (1-1), 1931 (0-2), 1932 (0-2), 1933 (0-2), 1938 (1-2), 1939 (2-1), 1941 (2-2), 1972 (0-1), 1973 (2-1), 1987 (0-1), 1995 (0-1)	Bloomer (3) - 1925 (0-2), 1936 (1-1), 1989 (1-1)	Delavan (5) - 1934 (3-1), 1935 (1-1), 1936 (1-2), 1939 (1-1), 1940 (2-1)	Ellsworth (3) - 1916 (2-1), 1917 (0-2), 1941 (0-2)
Appleton (8) - 1921 (3-0), 1923 (2-2), 1924 (2-1), 1925 (0-2), 1926 (2-2), 1956 (2-1), 1965 (1-2), 1967 (2-1)	Bloomington (1) - 1972 (2-0)	Denmark (3) - 1938 (1-1), 1939 (1-2), 1985 (2-0)	Elmwood (3) - 1921 (1-2), 1940 (0-2), 1996 (1-1)
Appleton East (5) - 1984 (0-1), 1986 (2-1), 1990 (2-1), 1995 (1-1), 1996 (0-1)	Broadhead (1) - 1934 (1-2)	De Pere (1) - 1977 (0-1)	Evansville (2) - 1935 (1-1), 1938 (2-1)
Appleton West (5) - 1970 (3-0), 1971 (2-1), 1992 (0-1), 2002 (0-1), 2003 (2-1)	Brookfield Central (9) - 1965 (1-2), 1978 (0-1), 2000 (1-1), 2001 (0-1), 2002 (1-1), 2003 (0-1), 2006 (0-1), 2007 (0-1), 2008 (1-1)	Dodgeville (5) - 1963 (2-1), 1964 (3-0), 1993 (0-1), 1995 (0-1), 2004 (0-1)	Fall Creek (10) - 1922 (0-2), 1936 (1-1), 1937 (3-0), 1938 (1-1), 1977 (0-1), 1978 (0-1), 1983 (1-1), 1984 (2-0), 1985 (2-0), 2009 (0-1)
Aquinas (4) - 2003 (2-0), 2007 (1-1), 2008 (2-0), 2009 (1-1)	Brookfield East (3) - 1968 (2-1), 1977 (1-1), 1979 (0-1)	Dominican (3) - 2004 (2-0), 2005 (2-0), 2008 (0-1)	Fall River (1) - 2000 (0-1)
Arcadia (1) - 1924 (0-2)	Brooklyn (1) - 1934 (0-2)	Drummond (3) - 1936 (0-2), 1962 (0-2), 1997 (0-1)	Fennimore (1) - 1987 (0-1)
Argyle (1) - 1922 (1-2)	Brown Deer (2) - 1982 (0-1), 2002 (0-1)	Durand (4) - 1937 (1-1), 1969 (0-2), 1970 (1-2), 2000 (0-1)	Flambeau (2) - 1986 (0-1), 1998 (0-1)
Arrowhead (2) - 1992 (0-1), 2006 (1-1)	Burlington (2) - 1974 (0-1), 1979 (0-1)	Eagle River (2) - 1924 (1-2), 1936 (0-2)	Florence (2) - 1987 (0-1), 1989 (2-0)
Ashland (5) - 1927 (1-2), 1928 (1-2), 1937 (1-1), 1945 (1-2), 1946 (1-2)	Campbellsport (1) - 1992 (1-1)	East De Pere (4) - 1928 (0-2), 1932 (2-1), 1934 (4-0), 1941 (3-1)	Fond du Lac (12) - 1916 (3-0), 1919 (4-0), 1922 (3-0), 1924 (4-0), 1926 (0-2), 1973 (2-1), 1987 (2-1), 1994 (1-1), 1998 (0-1), 2002 (2-1), 2003 (1-1), 2004 (0-1)
Ashwaubon (1) - 2006 (0-1)	Cassville (7) - 1991 (0-1), 1992 (1-1), 1993 (1-1), 1994 (2-0), 1995 (2-0), 1999 (1-1), 2000 (2-0)	East Troy (1) - 1989 (0-1)	Fort Atkinson (5) - 1938 (0-2), 1957 (1-2), 1981 (0-1), 1995 (0-1), 2002 (0-1)
Assumption [Wisconsin Rapids] (3) - 2001 (0-1), 2002 (1-1), 2009 (1-1)	Catholic Central [Burlington] (2) - 2001 (2-0), 2006 (2-0)	Eau Claire (25) - 1917 (3-0), 1918 (3-1), 1919 (2-1), 1920 (0-2), 1923 (1-1), 1925 (1-2), 1926 (4-1), 1927 (4-0), 1929 (0-2), 1934 (1-1), 1938 (3-1), 1939 (0-2), 1940 (1-1), 1944 (1-1), 1945 (1-1), 1946 (2-1), 1948 (2-1), 1949 (1-1), 1950 (2-1), 1953 (2-1), 1955 (3-0), 1958 (1-2), 1959 (1-2), 1961 (0-2), 1962 (2-1)	Freedom (2) - 1979 (0-1), 1990 (2-0)
Auburndale (8) - 1991 (0-1), 1993 (2-0), 1994 (0-1), 1995 (1-1), 1996 (0-1), 2000 (2-0), 2003 (1-1), 2004 (0-1)	Catholic Memorial (1) - 2004 (2-0)	Eau Claire Memorial (17) - 1963 (2-1), 1964 (1-2), 1965 (2-1), 1966 (1-2), 1968 (0-2), 1969 (1-2), 1970 (2-1), 1972 (0-1), 1975 (0-1), 1976 (2-1), 1977 (2-1), 1979 (1-1), 1980	Frederic (1) - 1964 (0-2)
Augusta (1) - 1935 (3-1)	Cedarburg (2) - 1939 (0-2), 1999 (0-1)		Galesville [Gale-Ettrick] (4) - 1916 (0-2), 1917 (1-2), 1942 (0-2), 1960 (1-2)
Badger (3) - 1982 (1-1), 1999 (0-1), 2008 (0-1)	Chetek (2) - 1942 (1-2), 2000 (0-1)		Germantown (2) - 2008 (0-1), 2009 (0-1)
Bangor (1) - 1936 (1-2)	Chilton (1) - 1986 (2-0)		Gilman (1) - 2007 (0-1)
Baraboo (5) - 1919 (0-2), 1951 (0-2), 1984 (0-1), 1993 (1-1), 1994 (1-1)	Chippewa Falls (2) - 1933 (2-1), 1941 (1-1)		Glenwood City (4) - 1989 (1-1), 1997 (0-1), 2001 (2-0), 2006 (0-1)
Barron (2) - 1930 (0-2), 1967 (0-2)	Clayton (2) - 2000 (0-1), 2002 (0-1)		Glidden (1) - 1985 (0-1)
Bay Port (2) - 2008 (0-1), 2009 (1-1)	Clear Lake (1) - 1972 (0-1)		Goodman (1) - 1994 (1-1)
Bayfield (2) - 1988 (0-1), 2005 (0-1)	Clintonville (8) - 1963 (0-2), 1976 (1-1), 1977 (2-0), 1978 (1-1), 1979 (0-1), 1987 (1-1), 1988 (1-1), 1989 (2-0)		

- Grafton (2)** – 1966 (1-2), 1994 (0-1)
Grantsburg (1) – 2005 (1-1)
Green Bay East (3) – 1993 (0-1), 1996 (0-1), 2000 (0-1)
Green Bay Preble (5) – 1976 (0-1), 1981 (1-1), 1985 (1-1), 1988 (0-1), 1991 (1-1)
Green Bay West (6) – 1959 (0-2), 1960 (0-2), 1962 (2-1), 1966 (0-2), 1967 (2-1), 1983 (1-1)
Green Bay Southwest (1) – 1974 (1-1)
Greendale (1) – 1995 (1-1)
Greenwood (1) – 1988 (2-0)
Hamilton (5) – 1976 (0-1), 1977 (0-1), 1979 (1-1), 1980 (1-1), 1987 (1-1)
Hartford (2) – 1953 (1-1), 1988 (0-1)
Hilbert (2) – 2003 (0-1), 2004 (1-1)
Holmen (2) – 1991 (0-1), 2004 (0-1)
Homestead (2) – 1978 (0-1), 1994 (1-1)
Horicon (1) – 1933 (1-1)
Howards Grove (1) – 1993 (0-1)
Hudson (3) – 1932 (0-2), 1998 (0-1), 1999 (0-1)
Hurley (4) – 1943 (1-1), 1947 (2-1), 1948 (2-1), 1949 (3-0)
Independence (1) – 1939 (1-1)
Iola-Scandinavia (3) – 1934 (1-1), 1985 (0-1), 2008 (1-1)
Iowa-Grant [See Montfort] (2) – 1981 (2-0), 1989 (0-1)
Janesville (3) – 1923 (0-2), 1924 (1-1), 1948 (1-1)
Janesville Craig (12) – 1974 (0-1), 1975 (1-1), 1977 (0-1), 1980 (2-1), 1984 (2-1), 1988 (0-1), 1991 (0-1), 1992 (0-1), 1995 (0-1), 1997 (1-1), 2000 (0-1), 2003 (0-1)
Janesville Parker (2) – 1971 (3-0), 1972 (2-1)
Johnson Creek (1) – 1942 (1-1)
Kaukauna (1) – 2001 (0-1)
Kenosha (9) – 1923 (1-1), 1927 (4-1), 1929 (3-1), 1932 (3-1), 1933 (3-1), 1934 (1-1), 1935 (2-1), 1936 (1-1), 1941 (1-2)
Kenosha St. Joseph (2) – 2001 (0-1), 2003 (0-1)
Kenosha Tremper (1) – 2001 (0-1)
Kewaunee (4) – 1927 (0-2), 1934 (1-1), 1972 (0-1), 1981 (0-1)
Kickapoo (2) – 1996 (0-1), 1997 (0-1)
Kiel (1) – 1974 (1-1)
Kimberly (12) – 1949 (1-2), 1955 (2-1), 1959 (0-2), 1968 (2-1), 1969 (2-1), 1973 (1-2), 1991 (0-1), 1994 (2-0), 1995 (2-0), 2004 (1-1), 2005 (0-1), 2007 (1-1)
Kohler (8) – 1950 (1-2), 1956 (1-2), 1972 (0-1), 1976 (1-1), 1980 (2-0), 1982 (2-0), 1983 (2-0), 1999 (2-0)
La Crosse Central (14) – 1920 (2-1), 1921 (1-1), 1922 (1-1), 1923 (3-1), 1924 (1-1), 1925 (4-0), 1926 (1-2), 1927 (2-2), 1928 (2-2), 1956 (1-2), 1962 (0-2), 1967 (0-2), 1979 (2-1), 1986 (1-1)
La Crosse Logan (5) – 1948 (0-2), 1949 (2-1), 1957 (0-2), 1959 (2-1), 1989 (1-1)
Laconia (2) – 1997 (1-1), 2002 (0-1)
Ladysmith (12) – 1926 (0-2), 1927 (0-2), 1929 (1-2), 1932 (1-2), 1939 (1-2), 1976 (0-1), 1977 (0-1), 1981 (1-1), 1995 (0-1), 1996 (1-1), 2002 (1-1), 2003 (2-0)
Lancaster (1) – 1917 (0-2)
Laona (2) – 1927 (0-2), 1942 (0-2)
Lena (2) – 1945 (2-1), 1992 (0-1)
Lomira (1) – 2000 (0-1)
Luck (2) – 1973 (1-1), 2008 (0-1)
Madison Central (12) – 1918 (4-0), 1920 (2-1), 1921 (2-1), 1926 (3-1), 1927 (3-1), 1928 (3-1), 1930 (4-1), 1931 (4-1), 1933 (1-2), 1940 (3-1), 1942 (1-1), 1973 (0-1)
Madison East (12) – 1932 (2-2), 1936 (2-1), 1937 (0-2), 1946 (1-1), 1947 (2-1), 1952 (1-2), 1958 (3-0), 1961 (1-2), 1965 (0-2), 1966 (2-1), 1987 (1-1), 1990 (0-1)
Madison Edgewood (1) – 2002 (2-0)
Madison La Follette (7) – 1977 (3-0), 1980 (1-1), 1982 (3-0), 1985 (0-1), 2001 (0-1), 2002 (3-0), 2003 (0-1)
Madison Memorial (6) – 2004 (2-1), 2005 (3-0), 2006 (2-1), 2007 (0-1), 2008 (2-1), 2009 (3-0)
Madison West (18) – 1934 (2-1), 1935 (0-2), 1937 (1-1), 1945 (3-0), 1951 (2-1), 1957 (2-1), 1958 (1-2), 1972 (2-1), 1973 (0-1), 1976 (1-1), 1978 (0-1), 1981 (0-1), 1991 (0-1), 1992 (3-0), 1993 (1-1), 1997 (0-1), 1999 (0-1), 2000 (1-1)
Madison [Wisconsin High] (7) – 1922 (1-1), 1923 (4-0), 1927 (1-2), 1928 (3-1), 1929 (1-2), 1931 (4-0), 1933 (0-2)
Manitowoc (12) – 1924 (1-1), 1925 (1-2), 1926 (3-2), 1958 (2-1), 1961 (2-1), 1963 (3-0), 1964 (2-1), 1968 (3-0), 1979 (0-1), 1980 (0-1), 1998 (0-1), 1999 (0-1)
Maranatha Academy (1) – 2004 (0-1)
Marathon (6) – 1974 (0-1), 1976 (2-0), 1977 (2-0), 1983 (0-1), 1984 (0-1)
Marinette (3) – 1924 (0-2), 1939 (0-2), 1942 (3-1)
Marion (4) – 1935 (2-1), 1936 (2-1), 1937 (1-1), 1938 (3-0)
Markesan (3) – 1994 (2-0), 1996 (2-0), 1998 (0-1)
Marshall (4) – 1992 (0-1), 2000 (1-1), 2001 (0-1), 2002 (2-0)
Marshfield (4) – 1928 (1-2), 1931 (0-2), 1940 (3-1), 1994 (0-1)
Marshfield Columbus (1) – 2003 (0-1)
Mauston (2) – 1918 (1-2), 1974 (0-1)
Mayville (7) – 1932 (0-2), 1934 (2-1), 1935 (4-0), 1983 (2-0), 1985 (0-1), 1992 (0-1), 1993 (0-1)
Mazomanie [now Wis. Heights] (1) – 1935 (0-2)
McFarland (2) – 1973 (2-0), 1974 (2-0)
Mellen (1) – 1938 (0-2)
Melrose-Mindoro (1) – 1979 (1-1)
Menasha (5) – 1927 (2-2), 1948 (1-1), 1951 (2-1), 1953 (3-0), 1980 (0-1)
Menomonie (12) – 1917 (3-1), 1919 (2-2), 1920 (2-2), 1921 (2-1), 1922 (0-2), 1923 (1-2), 1929 (2-2), 1930 (0-2), 1951 (1-1), 1960 (2-1), 1986 (0-1), 2006 (0-1)
Merrill (1) – 1964 (0-2)
Middleton (5) – 1936 (2-1), 1937 (1-2), 1955 (1-2), 1983 (0-1), 1998 (2-1)
Milltown [now Unity] (1) – 1937 (0-2)
Milton (1) – 1982 (0-1)
Milwaukee Bay View (4) – 1991 (0-1), 1993 (0-1), 1994 (0-1), 1999 (2-1)
Milwaukee Custer (1) – 2003 (0-1)
Milwaukee Hamilton (3) – 1972 (3-0), 1990 (0-2)*, 1992 (0-1)
Milwaukee King (12) – 1971 (2-1), 1984 (3-0), 1991 (3-0), 1992 (2-1), 1994 (2-1), 1995 (3-0), 1996 (0-1), 1998 (0-1), 2003 (3-0), 2004 (3-0), 2006 (1-1), 2007 (0-1)
Milwaukee Lincoln (7) – 1959 (3-0), 1961 (3-0), 1962 (3-0), 1966 (3-0), 1967 (3-0), 1969 (2-1), 1974 (2-1)
Milwaukee Madison (6) – 1974 (0-1), 1975 (0-1), 1981* (See Note under list of WIAA Championship Game Results), 1983 (0-1), 1985 (0-1), 1986 (0-1)
Milwaukee Marshall (1) – 1975 (2-1)
Milwaukee North (9) – 1957 (2-1), 1958 (2-1), 1959 (2-1), 1963 (2-1), 1964 (2-1), 1974 (1-1), 1980 (3-0), 1982 (0-1), 1984 (1-1)
Milwaukee Pulaski (1) – 1988 (1-1)
Milwaukee Technical (6) – 1971 (1-2), 1977 (0-1), 1979 (3-0), 1983 (3-0), 1986 (0-1), 1995 (1-1)
Milwaukee Vincent (11) – 1989 (0-1), 1996 (3-0), 1997 (3-0), 1998 (3-0), 1999 (1-1), 2000 (3-0), 2001 (3-0), 2002 (0-1), 2004 (1-1), 2005 (2-1), 2007 (2-1)
Milwaukee Washington (11) – 1976 (0-1), 1983 (0-1), 1985 (3-0), 1987 (3-0), 1988 (0-1), 1990 (3-0), 1993 (3-0), 1997 (2-1), 2000 (2-1), 2001 (1-1), 2009 (0-1)
Mineral Point (3) – 1934 (0-2), 1935 (2-1), 1974 (1-1)
Minocqua [now Lakeland] (1) – 1937 (2-1)
Mishicot (1) – 2004 (1-1)
Mondovi (1) – 1932 (1-1)
Monona Grove (6) – 1970 (0-2), 1984 (0-1), 1990 (1-1), 1992 (0-1), 1998 (0-1), 2006 (1-1)
Monroe (14) – 1916 (1-2), 1920 (1-2), 1930 (2-2), 1941 (2-1), 1942 (0-2), 1948 (0-2), 1954 (0-2), 1955 (2-1), 1965 (3-0), 1991 (1-1), 2005 (0-1), 2007 (2-0), 2008 (0-1), 2009 (1-1)
Montfort [now Iowa-Grant] (1) – 1925 (0-2)
Monticello (2) – 1921 (0-2), 1926 (1-2)
Mount Horeb (3) – 1926 (0-2), 1936 (0-2), 1941 (1-1)
Mukwonago (2) – 1990 (0-1), 1996 (2-1)
Muskego (1) – 1986 (0-1)
Neenah (24) – 1920 (2-1), 1925 (2-2), 1928 (4-1), 1929 (1-2), 1930 (4-0), 1931 (0-2), 1932 (3-1), 1939 (2-1), 1940 (2-1), 1942 (2-1), 1947 (1-2), 1952 (1-2), 1966 (0-2), 1969 (2-1), 1970 (2-1), 1971 (2-1), 1972 (2-1), 1974 (0-1), 1975 (3-0), 1976 (0-1), 1977 (1-1), 1978 (3-0), 1988 (2-1), 2000 (0-1)
Neillsville (2) – 1921 (0-2), 1934 (1-1)
Nekoosa (5) – 1918 (1-2), 1927 (0-2), 1929 (0-2), 1932 (1-2), 1933 (0-2)
New Berlin Eisenhower (2) – 1981 (0-1), 2008 (2-0)
New Berlin West (1) – 2000 (2-0)
New Glarus (3) – 1918 (0-2), 1925 (2-2), 1932 (1-1)
New Lisbon (2) – 1934 (3-1), 1935 (1-1)
New London (6) – 1934 (0-2), 1936 (0-2), 1938 (0-2), 1944 (1-1), 1998 (1-1), 1999 (2-0)
New Richmond (5) – 1922 (3-1), 1923 (0-2), 1927 (1-2), 1973 (0-1), 1997 (0-1)
Niagara (4) – 1934 (1-1), 1935 (2-2), 1936 (2-1), 1979 (2-0)
Nicolet (2) – 1969 (1-2), 1993 (0-1)
North Crawford [See Soldiers Grove] (3) – 1975 (0-1), 1976 (0-1), 1999 (0-1)
Northwestern (2) – 2005 (0-1), 2009 (0-1)
Northwood (1) – 2003 (0-1)
Oak Creek (1) – 1980 (0-1)
Oakfield (3) – 1984 (0-1), 1985 (1-1), 1995 (1-1)
Oconto (4) – 1928 (2-2), 1929 (3-2), 1930 (1-2), 1931 (1-2)
Omro (2) – 1997 (2-0), 1999 (1-1)
Onalaska (7) – 1933 (1-2), 1938 (2-1), 1950 (0-2), 1951 (1-2), 1983 (0-1), 1988 (3-0), 1992 (2-0)
Ondassogon (1) – 1939 (0-2)
Oostburg (7) – 1977 (1-1), 1981 (0-1), 1986 (2-0), 1987 (2-0), 1991 (0-1), 1995 (2-0), 2002 (0-1)
Oregon (3) – 1924 (2-1), 1939 (1-1), 2000 (0-1)
Osceola (1) – 2001 (0-1)
Oshkosh (3) – 1917 (1-2), 1923 (3-1), 1954 (1-1)
Oshkosh Lourdes (2) – 2005 (1-1), 2006 (0-1)
Oshkosh North (4) – 1983 (0-1), 1992 (1-1), 1997 (0-1), 2009 (1-1)
Oshkosh West (4) – 2001 (2-1), 2006 (3-0), 2007 (3-0), 2008 (1-1)
Osseo-Fairchild (4) – 1956 (0-2), 1957 (0-2), 1985 (0-1), 1992 (0-1)
Palmyra (1) – 1979 (0-1)
Pardeeville (5) – 1936 (3-0), 1938 (0-2), 1940 (0-2), 1975 (1-1), 1978 (1-1)
Park Falls (5) – 1978 (1-1), 1979 (0-1), 1982 (0-1), 1984 (0-1), 1999 (2-0)
Pecatonica (1) – 2001 (1-1)
Pewaukee (1) – 2001 (1-1)
Phillips (4) – 1986 (0-1), 1987 (0-1), 1991 (1-1), 1998 (1-1)
Pittsville (1) – 1990 (0-1)
Pius XI (1) – 2005 (1-1)
Platteville (10) – 1924 (0-2), 1927 (2-2), 1929 (2-2), 1930 (1-2), 1931 (1-2), 1932 (0-2), 1936 (1-2), 1940 (2-1), 1955 (0-2), 1967 (1-2)
Plum City (2) – 1994 (0-1), 1995 (0-1)
Plymouth (3) – 1981 (1-1), 1990 (0-1), 2008 (0-1)
Portage (3) – 1926 (1-2), 1982 (2-0), 2003 (0-1)
Port Edwards (1) – 1939 (2-1)
Port Washington (2) – 1936 (3-0), 2007 (1-1)
Prairie du Chien (7) – 1942 (1-1), 1975 (0-1), 1976 (0-1), 1977 (1-1), 1979 (1-1), 1985 (1-1), 1986 (1-1)
Prentice (6) – 1974 (0-1), 1975 (0-1), 1977 (0-1), 1990 (0-1), 1995 (0-1), 1999 (0-1)
Pulaski (2) – 1975 (0-1), 1989 (0-1)
Racine (1) – 1920 (1-2)
Racine Case (7) – 1978 (0-1), 1987 (0-1), 1993 (1-1), 1994 (0-1), 1998 (1-1), 1999 (3-0), 2005 (0-1)
Racine Horlick (7) – 1930 (3-1), 1963 (1-2), 1975 (1-1), 1984 (0-1), 1985 (2-1), 1989 (1-1), 2009 (2-1)
Racine Park (5) – 1931 (3-1), 1937 (1-2), 1943 (2-0), 1946 (2-1), 1960 (2-1)
Racine Saint Catherine's (4) – 2005 (2-0), 2006 (2-0), 2007 (2-0), 2009 (2-0)
Randolph (12) – 1988 (0-1), 1989 (0-1), 1994 (0-1), 1996 (2-0), 1997 (1-1), 1998 (2-0), 2002 (2-0), 2003 (2-0), 2004 (2-0), 2005 (2-0), 2007 (2-0), 2008 (0-1)
Reedsburg (6) – 1934 (1-2), 1943 (0-2), 1949 (2-1), 1961 (0-2), 1971 (0-2), 1975 (0-1)
Reedsville (1) – 1946 (3-0)
Regis (2) – 2007 (0-1), 2008 (0-1)
Rhinclander (11) – 1921 (1-2), 1922 (1-1), 1930 (0-2), 1937 (2-1), 1938 (1-2), 1939 (3-0), 1940 (1-1), 1950 (0-2), 1997 (0-1), 1999 (0-1), 2001 (1-1)
Rib Lake (2) – 1951 (1-1), 1986 (0-1)
Rice Lake (7) – 1924 (0-2), 1933 (0-2), 1940 (1-2), 1960 (1-2), 1961 (2-1), 1993 (2-0), 2002 (0-1)
Richland Center (3) – 1919 (3-1), 1930 (3-1), 1933 (1-1)
Rio (1) – 1923 (0-2)
Ripon (4) – 1918 (2-2), 1931 (2-2), 1936 (0-2), 2003 (0-1)
River Falls (8) – 1924 (1-1), 1925 (3-1), 1926 (3-1), 1928 (1-2), 1938 (1-1), 1994 (0-1), 1995 (0-1), 2005 (0-1)
Roncalli (4) – 2005 (0-1), 2006 (0-1), 2007 (0-1), 2009 (0-1)
Saint Croix Falls (7) – 1934 (2-2), 1936 (1-1), 1950 (3-0), 1954 (1-2), 1979 (0-1), 1992 (2-0), 1993 (1-1)
Saint Francis (1) – 1976 (2-0)
Saint John's NW Military Academy (1) – 2006 (0-1)
Saint Mary Central (1) – 2009 (0-1)
Sauk City (1) – 1956 (2-1)
Sauk Prairie (2) – 1996 (1-1), 1997 (1-1)
Schofield (1) – 1968 (0-2)
Seneca (2) – 2002 (0-1), 2003 (1-1)
Seymour (12) – 1935 (0-2), 1993 (0-1), 1996 (0-1), 1997 (2-0), 2000 (1-1), 2001 (2-0), 2002 (1-1), 2003 (1-1), 2004 (1-1), 2005 (1-1), 2006 (2-0), 2007 (0-1)
Shawano (14) – 1923 (3-1), 1925 (3-1), 1926 (2-2), 1933 (2-1), 1937 (2-1), 1938 (3-0), 1940 (4-0), 1941 (3-1), 1943 (1-1), 1956 (3-0), 1957 (3-0), 1958 (2-1), 1961 (1-2), 1982 (1-1)
Sheboygan North (6) – 1984 (0-1), 1985 (1-1), 1986 (3-0), 1989 (0-1), 1991 (1-1), 1993 (2-1)
Sheboygan Central [South] (4) – 1953 (2-1), 1959 (1-2), 1962 (1-2), 1982 (0-1)
Sheboygan Falls (2) – 1974 (2-0), 1975 (2-0)
Shorewood (8) – 1937 (0-2), 1938 (1-1), 1939 (1-1), 1940 (1-1), 1941 (1-1), 1942 (4-0), 1955 (0-2), 1981 (0-1)
Shullsburg (1) – 1991 (2-0)

Boys Basketball

Slinger (1) – 1977 (0-1)	1936 (3-0), 1937 (2-1), 1942 (2-1), 1952 (1-1), 1954 (2-1), 1955 (2-1), 1957 (1-2), 1958 (0-2), 1959 (2-1), 1963 (0-2), 1974 (3-0)	1944 (2-0), 1945 (2-1), 1954 (2-1), 1960 (2-1), 1961 (2-1), 1964 (2-1), 1972 (0-1), 1973 (0-1)	Weyauwega (1) – 1935 (3-1)
Soldiers Grove [now North Crawford] (1) – 1940 (0-2)	Superior East (6) – 1933 (1-1), 1935 (1-1), 1936 (1-1), 1940 (1-1), 1941 (2-1), 1953 (1-1)	Waukesha South (1) – 1999 (1-1)	Weyauwega-Fremont (1) – 2001 (1-1)
South Milwaukee (8) – 1937 (2-1), 1938 (0-2), 1952 (3-0), 1962 (1-2), 1968 (1-2), 1976 (3-0), 1982 (0-1), 1996 (0-1)	Suring (2) – 2007 (0-1), 2008 (1-1)	Waukesha West (1) – 1998 (1-1)	Weyerhaeuser (1) – 1935 (1-1)
South Shore (3) – 1980 (0-1), 1983 (0-1), 1993 (0-1)	Taylor (1) – 1941 (1-2)	Waupaca (1) – 1917 (0-2)	Whitefish Bay (5) – 1967 (1-2), 1990 (1-1), 1996 (2-0), 1997 (0-1), 1998 (2-0)
Southern Door (1) – 1999 (0-1)	Thorp (1) – 1982 (1-1)	Waupun (1) – 1927 (1-2)	Whitehall (2) – 1928 (0-2), 1986 (1-1)
Southwestern (1) – 1988 (1-1)	Three Lakes (1) – 1998 (1-1)	Wausau (14) – 1926 (2-2), 1927 (3-2), 1928 (2-2), 1929 (4-0), 1930 (0-2), 1932 (2-1), 1933 (3-1), 1938 (3-0), 1939 (2-1), 1955 (1-2), 1960 (3-0), 1967 (2-1), 1969 (0-2), 1970 (0-2)	White Lake (1) – 1934 (1-2)
Sparta (1) – 1937 (0-2)	Tomah (15) – 1929 (1-2), 1930 (2-2), 1931 (1-2), 1932 (1-1), 1935 (0-2), 1938 (1-1), 1939 (1-1), 1944 (0-2), 1945 (0-2), 1946 (0-2), 1947 (0-2), 1952 (1-1), 1953 (1-2), 1954 (1-1), 1994 (0-1)	Wausau East (3) – 1971 (1-2), 2004 (0-1), 2007 (1-1)	Whitnall (3) – 1986 (0-1), 1988 (2-0), 2004 (0-1)
Spooner (4) – 1928 (0-2), 1956 (0-2), 1980 (0-1), 1998 (0-1)	Tomahawk (2) – 1925 (0-2), 1937 (0-2)	Wausau West (3) – 1981 (2-1), 1997 (0-1), 2000 (0-1)	Whitewater College High [now Whitewater] (1) – 1936 (2-1)
Spring Green [now River Valley] (2) – 1937 (1-1), 1939 (2-1)	Two Rivers (6) – 1923 (1-1), 1941 (4-0), 1942 (1-2), 1950 (1-1), 1957 (2-1), 1992 (0-1)	Wausaukee (5) – 1981 (1-1), 1991 (0-1), 1993 (2-0), 1996 (0-1), 2000 (1-1)	Wilnot (2) – 1984 (2-0), 1991 (2-0)
Spring Valley (9) – 1934 (0-2), 1935 (1-2), 1939 (0-2), 1942 (2-2), 1991 (1-1), 1992 (2-0), 1999 (0-1), 2001 (0-1), 2004 (0-1)	Valders (3) – 1982 (1-1), 1983 (1-1), 1984 (1-1)	Wautoma (1) – 1980 (2-0)	Winneconne (1) – 1978 (0-1)
Stevens Point (16) – 1920 (0-2), 1923 (2-2), 1926 (4-0), 1928 (3-2), 1935 (1-1), 1937 (1-1), 1938 (0-2), 1939 (1-1), 1947 (1-1), 1952 (2-1), 1954 (3-0), 1965 (0-2), 1982 (2-1), 1988 (1-1), 1993 (0-1), 1994 (3-0)	Verona Area (2) – 2006 (0-1), 2007 (0-1)	Wauwatosa [East] (16) – 1924 (3-1), 1938 (2-1), 1939 (1-2), 1948 (3-0), 1949 (1-1), 1950 (2-1), 1951 (0-2), 1952 (2-1), 1965 (2-1), 1970 (1-2), 1986 (1-1), 1989 (3-0), 1991 (2-1), 1997 (1-1), 2002 (1-1), 2008 (3-0)	Wisconsin Dells (6) – 1942 (3-1), 1968 (1-2), 1978 (0-1), 1987 (2-0), 1988 (0-1), 2007 (0-1)
Stoughton (2) – 1937 (1-2), 1939 (2-1)	Viroqua (1) – 1980 (0-1)	West Allis Central (1) – 1947 (1-1)	Wisconsin Lutheran (1) – 2009 (2-0)
Sturgeon Bay (3) – 1929 (0-2), 1935 (1-2), 1940 (1-2)	Walworth [now Big Foot] (1) – 1938 (1-2)	West Allis Hale (2) – 1956 (2-1), 1970 (2-1)	Wisconsin Rapids (22) – 1916 (2-1), 1924 (2-2), 1925 (2-2), 1929 (0-2), 1930 (1-2), 1931 (3-2), 1934 (2-1), 1936 (2-1), 1938 (1-1), 1939 (0-2), 1941 (1-1), 1942 (1-1), 1945 (1-1), 1946 (1-1), 1948 (1-2), 1949 (0-2), 1951 (3-0), 1966 (2-1), 1978 (1-1), 1983 (1-1), 1995 (0-1), 2005 (1-1)
Superior [Central] (27) – 1917 (1-2), 1918 (1-2), 1919 (1-2), 1920 (3-0), 1921 (1-1), 1922 (3-1), 1923 (1-2), 1924 (3-1), 1925 (1-2), 1926 (1-2), 1929 (2-2), 1930 (2-2), 1931 (2-2), 1932 (1-1), 1934 (0-2), 1935 (3-0),	Washburn (6) – 1934 (0-2), 1935 (0-2), 1976 (0-1), 1981 (0-1), 1982 (0-1), 1984 (1-1)	West Bend East (1) – 1995 (0-1)	Wittenberg-Biramwood (1) – 1975 (1-1)
	Waterloo (2) – 1919 (0-2), 1964 (1-2)	West De Pere (1) – 1933 (2-2)	Xavier (1) – 2009 (0-1)
	Watertown (13) – 1918 (2-1), 1922 (0-2), 1924 (1-2), 1925 (1-2), 1927 (3-1), 1928 (4-0), 1931 (2-2), 1939 (3-0), 1960 (0-2), 1983 (2-1), 1985 (0-1), 1995 (2-1), 1996 (1-1)	West Milwaukee (1) – 1973 (0-1)	
	Waukesha (14) – 1916 (0-2), 1917 (3-1), 1921 (2-1), 1925 (3-2), 1926 (0-2), 1928 (1-2),	Westby (3) – 1996 (0-1), 1997 (0-1), 2006 (1-1)	

*Milwaukee Hamilton forfeited all tournament games because it played 21 games during regular season.

State Tournament Results

1916

Championship: Fond du Lac 22, Grand Rapids 7
Third Place: Edgerton 23, Edgerton 16
Consolation: Edgerton 23, Monroe 20
Championship Semifinals: Fond du Lac 15, Edgerton 14
 Grand Rapids 18, Ellsworth 16
Other Games: Monroe 31, Waukesha 16
 Edgerton 19, Waukesha 16
 Ellsworth 23, Monroe 11
 Fond du Lac 25, Galesville 17
 Grand Rapids 25, Galesville 16

1917

Championship: Eau Claire 15, Waukesha 3
Other Games: Edgerton 7, Galesville 3
 Waukesha 15, Menomonie 6
 Oshkosh 9, Lancaster 5
 Edgerton 25, Ellsworth 9
 Menomonie 11, Waupaca 10 (OT)
 Eau Claire 11, Superior 9
 Waukesha 17, Edgerton 16
 Menomonie 13, Ellsworth 10
 Galesville 26, Waupaca 16
 Superior defeated Lancaster (no score available)
 Eau Claire 29, Oshkosh 11
 Menomonie 15, Superior 9
 Edgerton 12, Oshkosh 7
 Waukesha 25, Galesville 12

1918

Championship: Madison Central 37, Watertown 17
Third Place: Eau Claire 35, Ripon 16
Other Games: Ripon 24, Mauston 11
 Eau Claire 23, Superior 19
 Ripon 33, Nekoosa 23
 Madison Central 18, Eau Claire 10
 Mauston 30, Cumberland 16
 Superior 20, New Glarus 18
 Watertown 31, Nekoosa 12
 Madison Central 24, Ripon 13
 Nekoosa 30, New Glarus 19
 Eau Claire 41, Cumberland 20
 Watertown 32, Superior 27
 Madison Central 45, Mauston 16

1919

Championship: Fond du Lac 28, Eau Claire 19
Third Place: Richland Center 18, Antigo 13
Championship Semifinals: Fond du Lac 28, Superior 17
 Eau Claire 25, Columbus 15
Other Games: Fond du Lac 20, Antigo 8
 Columbus 23, Cumberland 3
 Richland Center 20, Baraboo 15
 Antigo 23, Waterloo 13
 Fond du Lac 15, Baraboo 13
 Eau Claire 22, Menomonie 20
 Superior Central 20, Richland Center 15
 Columbus 27, Superior Central 22
 Menomonie 11, Cumberland 10
 Antigo 21, Columbus 20
 Richland Center 24, Menomonie 11
 Menomonie 25, Waterloo 13

1920

Championship: Superior 19, Neenah 9
Third Place: Madison Central 16, Racine 12
Consolation: La Crosse Central defeated Menomonie (no score available)
Other Games: Superior 36, Menomonie 13
 Madison Central 24, Stevens Point 8
 Monroe 24, La Crosse Central 23
 Racine 18, Eau Claire 12
 Menomonie 19, Stevens Point 14
 Neenah 21, Monroe 18
 La Crosse Central 17, Eau Claire 10
 Menomonie defeated Monroe (no score available)
 Superior 28, Madison Central 8
 Neenah 19, Racine 10

1921

Championship: Appleton 14, Menomonie 12
Consolation: Madison Central 22, Elmwood 9
Championship Games: Appleton 16, Waukesha 6
 Menomonie 20, Superior 12
 Waukesha 11, La Crosse Central 7
 Appleton 23, Neillsville 2
 La Crosse Central 17, Rhinelander 8
 Superior 13, Madison Central 8

Menomonie 30, Elmwood 10
 Waukesha 23, Monticello 12
Consolation Games: Elmwood 18, Rhinelander 10
 Madison Central 25, Monticello 10
 Rhinelander 20, Neillsville 7

1922

Championship: Fond du Lac 22, New Richmond 19
Consolation: Superior 23, Argyle 12
Championship Games: New Richmond 20, Rhinelander 11
 Fond du Lac 17, Wisconsin High 14
 New Richmond 29, La Crosse Central 17
 La Crosse Central 23, Watertown 13
 Wisconsin High 13, Superior 11
 Fond du Lac 21, Argyle 11
 New Richmond 23, Menomonie 7
 Rhinelander 15, Fall Creek 13
Consolation Games: Superior 25, Fall Creek 10
 Argyle 14, Watertown 11
 Superior 33, Menomonie 11

1923

Championship: Wisconsin High 26, Oshkosh 13
Third Place: La Crosse Central 25, Stevens Point 24
Consolation: Shawano 23, Appleton 21 (OT)
Championship Semifinals: Wis. High 23, Stevens Point 12
 Oshkosh 21, La Crosse Central 16
Consolation Semifinals: Shawano 28, Menomonie 24
 Appleton 26, Superior 18
Championship Quarterfinals: Wis. High 37, Two Rivers 20
 Stevens Point 21, Eau Claire 16
 Oshkosh 26, Antigo 14
 La Crosse Central 27, Kenosha 13
Consolation Quarterfinals: Appleton 26, Cuba City 14
 Superior 23, Janesville 7
 Shawano 16, Rio 12
 Menomonie 24, New Richmond 18
First-Round Games: Wisconsin High 26, Appleton 21
 Two Rivers 26, Cuba City 12
 Eau Claire 28, Superior 26
 Stevens Point 22, Janesville 10
 Kenosha 21, Shawano 20
 La Crosse Central 24, Rio 9
 Antigo 28, Menomonie 25
 Oshkosh 29, New Richmond 13

1924

Championship: Fond du Lac 32, Superior 20
Consolation: Wauwatosa 22, Wisconsin Rapids 3
Championship Semifinals: Fond du Lac 20, Appleton 19
 Superior 24, Oregon 12
Consolation Semifinals: Wisconsin Rapids 21, Watertown 7
 Wauwatosa 23, Eagle River 20
Championship Quarterfinals: Fond du Lac 18, River Falls 13
 Appleton 32, Manitowoc 14
 Oregon 24, Janesville 20
 Superior 28, La Crosse 25
Consolation Quarterfinals: Wis. Rapids 16, Arcadia 14
 Watertown 19, Platteville 16
 Eagle River 21, Rice Lake 16
 Wauwatosa 19, Marinette 13
First-Round Games: River Falls 19, Wisconsin Rapids 16
 Fond du Lac 26, Arcadia 3
 Appleton 41, Marinette 11
 Manitowoc 15, Watertown 6
 Oregon 16, Rice Lake 12
 Janesville 25, Eagle River 14
 Superior 36, Wauwatosa 19
 La Crosse 27, Marinette 3

1925

Championship: La Crosse 10, Shawano 4
Third Place: Beloit 18, Waukesha 14
Consolation: River Falls 11, Wisconsin Rapids 10
Championship Semifinals: Shawano 16, Beloit 15
 La Crosse 11, Neenah 9
Third-Place Semifinals: Waukesha 26, New Glarus 20
 Beloit 18, Neenah 11
Consolation Semifinals: River Falls 20, Superior 16
 Wisconsin Rapids 20, Manitowoc 15
Championship Quarterfinals: Beloit 25, New Glarus 12
 Shawano 16, Eau Claire 12
 La Crosse 21, Watertown 17
 Neenah 34, Waukesha 8
Third-Place Quarterfinals: New Glarus 20, Eau Claire 18
 Waukesha 18, Watertown 12
Consolation Quarterfinals: River Falls 17, Appleton 11
 Superior 40, Bloomer 11
 Manitowoc 20, Tomahawk 18
 Wisconsin Rapids 19, Montfort 16
First-Round Games: New Glarus 24, Appleton 8
 Beloit 16, River Falls 11
 Shawano 27, Bloomer 11
 Eau Claire 23, Superior 18
 La Crosse 24, Tomahawk 8
 Watertown 12, Manitowoc 5
 Waukesha 19, Montfort 12
 Neenah 17, Wisconsin Rapids 14

1926

Championship: Stevens Point 9, River Falls 7
Third-Place: Eau Claire 33, Manitowoc 17
Consolation: Madison Central 21, Wausau 14
Championship Semifinals: Stevens Point 12, Appleton 9
 River Falls 21, Manitowoc 7
Third-Place Semifinals: Eau Claire 21, Shawano 14
 Manitowoc 25, Appleton 17
Consolation Semifinals: Wausau 20, La Crosse 18
 Madison Central 28, Portage 18
Championship Quarterfinals: Appleton 18, Eau Claire 14
 Stevens Point 17, Superior Central 12
 River Falls 10, Shawano 9
 Manitowoc 21, Monticello 19
Third-Place Quarterfinals: Eau Claire 15, Superior 10
 Shawano 26, Monticello 21
Consolation Quarterfinals: Wausau 15, Waukesha 8
 La Crosse 15, Fond du Lac 11
 Madison Central 32, Ladysmith 14
 Portage 36, Mount Horeb 13
First-Round Games: Appleton 26, Wausau 16
 Eau Claire 22, Waukesha 11
 Superior Central 18, Fond du Lac 15
 Stevens Point 17, La Crosse 15
 Shawano 31, Ladysmith 20
 River Falls 19, Madison Central 8
 Manitowoc 34, Portage 29
 Monticello 25, Mount Horeb 18

1927

Championship: Eau Claire 18, Madison Central 13
Third-Place: Kenosha 19, Wausau 15
Consolation: Watertown 45, Menasha 18
Championship Semifinals: Eau Claire 28, Kenosha 14
 Madison Central 24, La Crosse 18
Third-Place Semifinals: Kenosha 29, La Crosse 11
 Wausau 18, Platteville 17
Consolation Semifinals: Menasha 17, New Richmond 16
 Watertown 30, Wisconsin High 17
Championship Quarterfinals: Eau Claire 15, Ashland 9
 Kenosha 20, Platteville 9
 La Crosse 25, Waupun 6
 Madison Central 25, Wausau 16
Third-Place Quarterfinals: Platteville 17, Ashland 14
 Wausau 12, Waupun 9
Consolation Quarterfinals: Menasha 14, Nekoosa 8
 New Richmond 25, Kewaunee 9
 Watertown 24, Ladysmith 9
 Wisconsin High 12, Laona 11
First-Round Games: Ashland 20, Menasha 17
 Eau Claire 24, Nekoosa 6
 Kenosha 25, New Richmond 7
 Platteville 18, Kewaunee 11
 La Crosse 22, Watertown 18
 Waupun 11, Ladysmith 5
 Wausau 24, Laona 14
 Madison Central 25, Wisconsin High 18

1928

Championship: Watertown 27, Madison Central 14
Third-Place: Neenah 24, Stevens Point 13
Consolation: Wisconsin High 29, Oconto 11
Championship Semifinals: Madison Cent. 25, Marshfield 22
 Watertown 24, Waukesha 11
Third-Place Semifinals: Stevens Point 18, La Crosse Cen. 15
 Neenah 25, Wausau 23
Consolation Semifinals: Oconto 12, Ashland 6
 Wisconsin High 19, River Falls 5
Championship Quarterfinals: Mad. Cent. 32, Marshfield 11
 Neenah 29, La Crosse Central 23
 Wausau 31, Waukesha 9
 Watertown 17, Stevens Point 8
Third-Place Quarterfinals: La Crosse Cent. 24, Marshfield 22
 Stevens Point 16, Waukesha 11
Consolation Quarterfinals: Ashland 19, Cuba City 16
 Oconto 19, De Pere 15
 River Falls 25, Spooner 9
 Wisconsin High 29, Whitehall 11
First-Round Games: Madison Central 20, Ashland 9
 Marshfield 36, Cuba City 19
 Neenah 12, De Pere 11
 La Crosse Central 25, Oconto 24
 Waukesha 20, River Falls 9
 Wausau 31, Spooner 15
 Stevens Point 30, Whitehall 26
 Watertown 13, Wisconsin High 12

1929

Championship: Wausau 22, Kenosha 17
Third-Place: Beloit 23, Oconto 10
Consolation: Columbus 23, Platteville 10
Championship Semifinals: Kenosha 28, Menomonie 17
 Wausau 17, Oconto 15
Third-Place Semifinals: Oconto 19, Menomonie 11
 Beloit 29, Superior Central 23
Consolation Semifinals: Columbus 22, Neenah 21
 Platteville 21, Tomah 19
Championship Quarterfinals: Kenosha 28, Beloit 25
 Menomonie 15, Ladysmith 11
 Oconto 19, Superior Central 18
 Wausau 17, Wisconsin High 13
Third-Place Quarterfinals: Beloit 30, Ladysmith 20
 Superior Central 28, Wisconsin High 21
Consolation Quarterfinals: Columbus 25, Eau Claire 20
 Neenah 17, Nekoosa 16
 Platteville 19, Sturgeon Bay 16
 Tomah 14, Wisconsin Rapids 9
First-Round Games: Beloit 24, Eau Claire 8
 Kenosha 28, Columbus 16
 Ladysmith 27, Neenah 24
 Menomonie 18, Nekoosa 17

Oconto 20, Sturgeon Bay 11
 Superior Central 31, Platteville 16
 Wisconsin High 23, Tomah 11
 Wausau 22, Wisconsin Rapids 6

1930

Championship: Neenah 28, Racine Horlick 5
Third-Place: Madison Central 18, Beloit 16
Consolation: Richland Center 28, Tomah 18
Championship Semifinals: Racine Horlick 23, Beloit 22
 Neenah 15, Monroe 9
Third-Place Semifinals: Madison Cent. 28, Superior Cent. 18
 Beloit 35, Monroe 14
Consolation Semifinals: Richland Center 13, Platteville 8
 Tomah 21, Wisconsin Rapids 17
Championship Quarterfinals: Rac. Horlick 16, Altoona 12
 Beloit 13, Madison Central 10
 Monroe 20, Superior Central 19
 Neenah 24, Oconto 16
Third-Place Quarterfinals: Madison Central 25, Altoona 8
 Superior Central 18, Oconto 17
Consolation Quarterfinals: Platteville 19, Barron 18
 Richland Center 18, Rhinelander 10
 Tomah 24, Menomonie 14
 Wisconsin Rapids 17, Wausau 13
First-Round Games: Altoona 17, Platteville 9
 Racine Horlick 23, Barron 13
 Beloit 25, Rhinelander 11
 Madison Central 21, Richland Center 10
 Superior Central 20, Menomonie 11
 Monroe 14, Tomah 13
 Neenah 23, Wausau 13
 Oconto 22, Wisconsin Rapids 18

1931

Championship: Wisconsin High 20, Racine Park 19
Third Place: Madison Central 22, Wisconsin Rapids 20
Consolation: Beloit 22, Superior Central 20
Championship Semifinals: Wisconsin High 12, Watertown 8
 Racine Park 18, Madison Central 11
Third-Place Semifinals: Wisconsin Rapids 19, Ripon 16
 Madison Central 17, Watertown 11
Consolation Semifinals: Beloit 26, Tomah 20
 Superior Central 21, Oconto 20
Championship Quarterfinals: Wis. High 14, Wis. Rapids 13
 Watertown 17, Cumberland 13
 Madison Central 17, Ripon 13
 Racine Park 22, Platteville 9
Third-Place Quarterfinals: Wis. Rapids 19, Cumberland 7
 Ripon 23, Platteville 14
Consolation Quarterfinals: Beloit 21, Antigo 17
 Tomah 17, Blair 16
 Superior Central 17, Marshfield 6
 Oconto 21, Neenah 15
First-Round Games: Wisconsin Rapids 12, Antigo 9
 Wisconsin High 17, Beloit 14
 Watertown 15, Blair 12
 Cumberland 22, Tomah 18
 Madison Central 15, Superior Central 13
 Ripon 19, Marshfield 16
 Racine Park 28, Neenah 23
 Platteville 20, Oconto 18

1932

Championship: Beloit 13, Kenosha 11
Consolation: Neenah 23, Madison East 19
Championship Semifinals: Beloit 24, De Pere 12
 Kenosha 24, Wausau 18
Consolation Semifinals: Neenah 18, Nekoosa 11
 Madison East 21, Ladysmith 15
Championship Quarterfinals: Beloit 23, Mondovi 12
 De Pere 30, New Glarus 19
 Kenosha 17, Superior Central 16
 Wausau 24, Tomah 19
Consolation Quarterfinals: Neenah 21, Antigo 14
 Nekoosa 21, Hudson 6
 Ladysmith 19, Platteville 18
 Madison East 24, Mayville 11
First-Round Games: Mondovi 25, Antigo 16
 Beloit 25, Neenah 17
 De Pere 16, Nekoosa 12
 New Glarus 15, Hudson 11

Boys Basketball

Kenosha 31, Platteville 12
Superior Central 40, Ladysmith 12
Tomah 18, Madison East 16
Wausau 33, Mayville 12

1933

Championship: Beloit 15, Wausau 14
Consolation: Kenosha 38, West De Pere 9
Championship Semifinals: Beloit 26, Chippewa Falls 21
Wausau 22, Shawano 14
Consolation Semifinals: Kenosha 29, Madison Central 14
West De Pere 15, Onalaska 11
Championship Quarterfinals: Beloit 32, Horicon 19
Chippewa Falls 26, Colfax 9
Wausau 22, Superior East 14
Shawano 27, Richland Center 14
Consolation Quarterfinals: Kenosha 35, Antigo 7
Madison Central 20, Nekoosa 17
Onalaska 17, Rice Lake 16
West De Pere 24, Wisconsin High 20
First-Round Games: Horicon 33, Antigo 21
Beloit 22, Kenosha 16
Chippewa Falls 31, Madison Central 15
Colfax 12, Nekoosa 11
Superior East 29, Onalaska 14
Wausau 27, Rice Lake 10
Richland Center 25, West De Pere 14
Shawano 23, Wisconsin High 11

1934

CLASS A

Championship: Beloit 32, Wisconsin Rapids 18
Consolation: Madison West 35, Reedsburg 18
Championship Semifinals: Wis. Rapids 26, Kenosha 19
Beloit 26, Eau Claire 17
Consolation Series: Madison West 27, Superior Central 26
Reedsburg 27, New London 15
Quarterfinals: Wisconsin Rapids 27, Madison West 23
Kenosha 24, Superior Central 22
Eau Claire 26, Reedsburg 23
Beloit 32, New London 13

CLASS B

Championship: De Pere 22, New Lisbon 19
Consolation: Delavan 22, St. Croix Falls 12
Championship Semifinals: De Pere 24, Mayville 20
New Lisbon 35, Altoona 26
Consolation Semifinals: St. Croix Falls 35, White Lake 18
Delavan 26, Brodhead 9
Championship Quarterfinals: Mayville 34, Kewaunee 18
De Pere 16, Iola 7
New Lisbon 27, Niagara 20
Altoona 21, Neillsville 19
Consolation Quarterfinals: White Lake 23, Washburn 18
St. Croix Falls 29, Spring Valley 17
Delavan 30, Brooklyn 12
Brodhead 22, Mineral Point 19
First-Round Games: Mayville 42, White Lake 11
Kewaunee 19, Washburn 9
Iola 17, Spring Valley 16
De Pere 26, St. Croix Falls 15
Niagara 30, Delavan 26
New Lisbon 22, Brooklyn 15
Neillsville 24, Brodhead 19
Altoona 32, Mineral Point 21

1935

CLASS A

Championship: Superior Central 34, Beloit 26
Consolation: Kenosha 37, Sturgeon Bay 15
Semifinals: Beloit 37, Stevens Point 24
Superior Central 40, Superior East 14
Consolation Series: Kenosha 28, Madison West 20
Sturgeon Bay 19, Tomah 17
Quarterfinals: Beloit 34, Madison West 32
Stevens Point 22, Kenosha 15
Superior East 23, Sturgeon Bay 18
Superior Central 35, Tomah 15

CLASS B

Championship: Mayville 36, Weyauwega 22
Consolation: Augusta 45, Niagara 28

Championship Semifinals: Mayville 37, Marion 25
Weyauwega 38, Mineral Point 20
Consolation Semifinals: Augusta 32, Abbotsford 20
Niagara 26, Spring Valley 14
Championship Quarterfinals: Marion 16, Evansville 12
Mayville 27, Delavan 14
Mineral Point 28, New Lisbon 12
Weyauwega 26, Weyerhaeuser 22
Consolation Quarterfinals: Abbotsford 17, Algoma 16
Augusta 25, Mazomanie 22
Spring Valley 29, Washburn 23
Niagara 22, Seymour 11
First-Round Games: Evansville 17, Abbotsford 14
Marion 20, Algoma 17
Mayville 33, Augusta 24
Delavan 41, Mazomanie 26
Mineral Point 28, Spring Valley 17
New Lisbon 26, Washburn 12
Weyauwega 25, Niagara 23
Weyerhaeuser 29, Seymour 18

1936

CLASS A

Championship: Superior Central 22, Wisconsin Rapids 21
Consolation: Madison East 21, Platteville 13
Semifinals: Superior Central 27, Kenosha 22
Wisconsin Rapids 26, Superior East 21
Consolation Series: Madison East 27, Ripon 16
Platteville 25, New London 11
Quarterfinals: Kenosha 33, Ripon 16
Superior Central 30, Madison East 21
Superior East 20, New London 18
Wisconsin Rapids 42, Platteville 29

CLASS B

Championship: Port Washington 24, Niagara 20
Consolation: Marion 24, Delavan 20
Semifinals: Niagara 17, Bloomer 15
Port Washington 22, St. Croix Falls 20
Consolation Series: Delavan 32, Mount Horeb 22
Marion 22, Eagle River 8
Quarterfinals: Bloomer 24, Mount Horeb 18
Niagara 16, Delavan 14
Port Washington 30, Eagle River 23
St. Croix Falls 37, Marion 25

CLASS C

Championship: Pardeeville 29, Middleton 27
Consolation: Whitewater College High 21, Bangor 16
Semifinals: Middleton 35, Fall Creek 24
Pardeeville 29, Edgar 14
Consolation Series: Bangor 29, Crivitz 21
Whitewater College High 26, Drummond 10
Quarterfinals: Fall Creek 32, Bangor 15
Middleton 33, Crivitz 21
Pardeeville 28, Drummond 14
Edgar 15, Whitewater College High 14

1937

CLASS A

Championship: Beloit 28, Rhinelander 17
Consolation: Superior Central 33, Racine Park 19
Semifinals: Beloit 35, Stevens Point 33
Rhinelander 20, Madison West 18
Consolation Series: Superior Central 27, Madison East 19
Racine Park 33, Shorewood 19
Quarterfinals: Beloit 34, Superior Central 21
Stevens Point 29, Madison East 16
Madison West 26, Shorewood 18
Rhinelander 40, Racine Park 18

CLASS B

Championship: Beaver Dam 35, South Milwaukee 22
Consolation: Shawano 38, Stoughton 34
Semifinals: Beaver Dam 31, Ashland 22
South Milwaukee 21, Durand 19
Consolation Series: Stoughton 37, Tomahawk 25
Shawano 30, Sparta 18
Quarterfinals: Ashland 43, Tomahawk 22
Beaver Dam 30, Stoughton 19
Durand 25, Sparta 13
South Milwaukee 30, Shawano 29

CLASS C

Championship: Fall Creek 33, Minocqua 19

Consolation: Edgar 21, Middleton 14
Semifinals: Minocqua 31, Spring Green 25
Fall Creek 26, Marion 21
Consolation Series: Edgar 25, Elkhart Lake 12
Middleton 24, Milltown 21
Quarterfinals: Spring Green 32, Edgar 30
Minocqua 36, Elkhart Lake 23
Fall Creek 20, Milltown 16
Marion 32, Middleton 14

1938

CLASS A

Championship: Wausau 24, Wauwatosa 16
Consolation: Eau Claire 27, Rhinelander 23
Semifinals: Wausau 37, Shorewood 20
Wauwatosa 45, Wisconsin Rapids 13
Consolation Series: Eau Claire 33, South Milwaukee 20
Eau Claire 18, Antigo 14
Rhinelander 35, Stevens Point 24
Preliminary Game: Antigo 19, Eau Claire 15
Quarterfinals: Wausau 26, Stevens Point 17
Shorewood 30, Antigo 18
Wauwatosa 27, South Milwaukee 25
Wisconsin Rapids 30, Rhinelander 26

CLASS B

Championship: Shawano 33, Beaver Dam 30
Consolation: Evansville 22, Cumberland 20
Semifinals: Beaver Dam 27, River Falls 18
Shawano 35, Tomah 31
Consolation Series: Cumberland 25, New London 22
Evansville 24, Fort Atkinson 23
Quarterfinals: Beaver Dam 33, New London 18
River Falls 25, Cumberland 10
Shawano 41, Evansville 33
Tomah 30, Fort Atkinson 26

CLASS C

Championship: Marion 33, Cuba City 19
Consolation: Onalaska 21, Walworth 12
Semifinals: Cuba City 24, Denmark 10
Marion 23, Fall Creek 20
Consolation Series: Onalaska 24, Mellen 22
Walworth 31, Pardeeville 21
Quarterfinals: Cuba City 19, Mellen 14
Denmark 36, Onalaska 17
Fall Creek 29, Pardeeville 24
Marion 34, Walworth 21

1939

CLASS A

Championship: Rhinelander 46, Wausau 29
Consolation: Antigo 21, Wauwatosa 20
Semifinals: Wausau 34, Stevens Point 23
Rhinelander 33, Shorewood 21
Consolation Series: Antigo 31, Eau Claire 18
Wauwatosa 30, Stevens Point 26
Quarterfinals: Stevens Point 39, Antigo 25
Wausau 38, Eau Claire 30
Rhinelander 56, Wauwatosa 21
Shorewood 37, Wisconsin Rapids 10

CLASS B

Championship: Watertown 33, Neenah 28
Consolation: Stoughton 25, Ladysmith 22
Semifinals: Neenah 31, Delavan 25
Watertown 25, Tomah 13
Consolation Series: Ladysmith 19, Marinette 17
Stoughton 29, Spring Valley 26
Quarterfinals: Delavan 39, Marinette 30
Neenah 28, Ladysmith 19
Tomah 30, Spring Valley 22
Watertown 35, Stoughton 33

CLASS C

Championship: Altoona 44, Port Edwards 33
Consolation: Spring Green 26, Denmark 22
Semifinals: Altoona 31, Independence 30
Port Edwards 32, Oregon 24
Consolation Series: Denmark 23, Cedarburg 11
Spring Green 27, Ondossagon 25
Quarterfinals: Altoona 33, Denmark 28
Independence 30, Cedarburg 23
Port Edwards 28, Ondossagon 21
Oregon 35, Spring Green 34

1940

Championship: Shawano 23, Marshfield 22
Consolation: Madison Central 21, Delavan 19
Championship Semifinals: Shawano 34, Platteville 23
 Marshfield 18, Neenah 17
Consolation Semifinals: Delavan 27, Rice Lake 14
 Madison Central 32, Sturgeon Bay 14
Championship Quarterfinals: Platteville 31, Rhinelander 29
 Shawano 27, Eau Claire 15
 Marshfield 20, Shorewood 16
 Neenah 28, Superior East 23
Consolation Quarterfinals: Delavan 28, Beloit 18
 Rice Lake 20, Elmwood 13
 Madison Central 39, Soldiers Grove 17
 Sturgeon Bay 32, Pardeeville 18
First-Round Games: Platteville 32, Beloit 28
 Rhinelander 46, Delavan 29
 Eau Claire 24, Rice Lake 16
 Shawano 32, Elmwood 25
 Shorewood 22, Madison Central 16
 Marshfield 29, Soldiers Grove 27
 Neenah 41, Sturgeon Bay 38
 Superior East 27, Pardeeville 18

1941

Championship: Two Rivers 35, Shawano 28
Consolation: De Pere 17, Antigo 14
Championship Semifinals: Two Rivers 38, Superior East 16
 Shawano 29, Monroe 16
Consolation Semifinals: Antigo 27, Taylor 19
 De Pere 31, Kenosha 21
Championship Quarterfinals: Two Rivers 43, Wis. Rapids 21
 Superior East 36, Chippewa Falls 14
 Shawano 28, Shorewood 17
 Monroe 30, Mount Horeb 18
Consolation Quarterfinals: Antigo 17, Beaver Dam 13
 Taylor 19, Cumberland 14
 De Pere 51, Edgerton 12
 Kenosha 34, Ellsworth 17
First-Round Games: Wisconsin Rapids 34, Antigo 26
 Two Rivers 45, Beaver Dam 34
 Chippewa Falls 21, Taylor 18
 Superior East 29, Cumberland 19
 Shorewood 29, De Pere 12
 Shawano 30, Edgerton 15
 Mount Horeb 27, Ellsworth 19
 Monroe 28, Kenosha 27

1942

Championship: Shorewood 34, Marinette 17
Consolation: Wisconsin Dells 20, Spring Valley 13
Championship Semifinals: Shorewood 24, Neenah 20
 Marinette 27, Superior Central 24
Consolation Semifinals: Spring Valley 20, Chetek 17
 Wisconsin Dells 31, Two Rivers 29
Championship Quarterfinals: Neenah 38, Prairie du Chien 23
 Shorewood 30, Johnson Creek 26
 Superior Central 28, Madison Central 25
 Marinette 42, Wisconsin Rapids 26
Consolation Quarterfinals: Chetek 26, Altoona 25
 Spring Valley 24, Galesville 15
 Two Rivers 34, Laona 21
 Wisconsin Dells 25, Monroe 19
First-Round Games: Neenah 42, Altoona 22
 Prairie du Chien 34, Chetek 18
 Shorewood 28, Galesville 22
 Johnson Creek 22, Spring Valley 21
 Superior Central 26, Laona 22
 Madison Central 26, Two Rivers 19
 Marinette 22, Wisconsin Dells 21
 Wisconsin Rapids 32, Monroe 17

1943

Championship: Racine Park 40, Shawano 23
Third Place: Hurley 34, Reedsburg 21
Quarterfinals: Racine Park 32, Hurley 27
 Shawano 39, Reedsburg 26

1944

Championship: Waukesha 23, Eau Claire 18

Third Place: New London 27, Tomah 15
Quarterfinals: Eau Claire 36, New London 25
 Waukesha 28, Tomah 13

1945

Championship: Madison West 44, Lena 35
Consolation: Waukesha 16, Ashland 14
Championship Semifinals: Lena 50, Wisconsin Rapids 43
 Madison West 52, Eau Claire 34
Consolation Semifinals: Ashland 20, Berlin 14
 Waukesha 22, Tomah 17
Quarterfinals: Wisconsin Rapids 46, Berlin 22
 Lena 39, Waukesha 28
 Eau Claire 31, Tomah 20
 Madison West 34, Ashland 26

1946

Championship: Reedsville 48, Eau Claire 39
Consolation: Racine Park 37, Ashland 29
Championship Semifinals: Reedsville 47, Wis. Rapids 43
 Eau Claire 59, Madison East 55
Consolation Semifinals: Racine Park 52, Tomah 31
 Ashland 38, Beaver Dam 35
Quarterfinals: Reedsville 30, Racine Park 28
 Wisconsin Rapids 50, Tomah 41
 Eau Claire 38, Ashland 33
 Madison East 47, Beaver Dam 43

1947

Championship: Beloit 56, Hurley 37
Consolation: Madison East 37, Neenah 34
Championship Semifinals: Hurley 51, Stevens Point 30
 Beloit 64, West Allis Central 36
Consolation Semifinals: Neenah 45, Tomah 41
 Madison East 42, Blair 38
Quarterfinals: Stevens Point 46, Neenah 45 (OT)
 Hurley 35, Tomah 33
 West Allis Central 40, Blair 38
 Beloit 45, Madison East 38

1948

Championship: Wauwatosa 41, Eau Claire 35
Consolation: Hurley 39, Wisconsin Rapids 35
Championship Semifinals: Eau Claire 47, Janesville 40
 Wauwatosa 56, Menasha 45
Consolation Semifinals: Hurley 48, La Crosse Logan 30
 Wisconsin Rapids 59, Monroe 56
Quarterfinals: Eau Claire 39, Hurley 31
 Janesville 35, La Crosse Logan 30
 Wauwatosa 48, Monroe 56
 Menasha 63, Wisconsin Rapids 51

1949

Championship: Hurley 37, La Crosse Logan 36
Consolation: Reedsburg 62, Kimberly 52
Championship Semifinals: La Crosse Logan 37, Eau Claire 33
 Hurley 62, Wauwatosa 50
Consolation Semifinals: Kimberly 45, Cuba City 39
 Reedsburg 41, Wisconsin Rapids 39
Quarterfinals: Eau Claire 38, Cuba City 36
 La Crosse Logan 53, Kimberly 41
 Hurley 48, Reedsburg 44
 Wauwatosa 55, Wisconsin Rapids 49

1950

Championship: St. Croix Falls 59, Eau Claire 35
Consolation: Wauwatosa 54, Kohler 39
Championship Semifinals: St. Croix Falls 59, Two Rivers 35
 Eau Claire 54, Beloit 53
Consolation Semifinals: Kohler 57, Onalaska 37
 Wauwatosa 56, Rhinelander 43
Quarterfinals: Two Rivers 47, Kohler 44
 St. Croix Falls 51, Onalaska 30
 Beloit 61, Wauwatosa 51
 Eau Claire 59, Rhinelander 56

1951

Championship: Wisconsin Rapids 64, Madison West 55
Consolation: Menasha 67, Onalaska 59
Championship Semifinals: Madison West 45, Rib Lake 35
 Wisconsin Rapids 65, Menomonie 41

Consolation Semifinals: Menasha 54, Wauwatosa 53
 Onalaska 55, Baraboo 51 (OT)
Quarterfinals: Madison West 75, Onalaska 41
 Rib Lake 64, Baraboo 62
 Wisconsin Rapids 76, Menasha 59
 Menomonie 49, Wauwatosa 48

1952

Championship: South Milwaukee 61, Stevens Point 54
Consolation: Wauwatosa 66, Neenah 65 (OT)
Championship Semifinals: South Milw. 54, Superior Cen. 49
 Stevens Point 60, Tomah 58 (OT)
Consolation Semifinals: Neenah 68, Altoona 39
 Wauwatosa 50, Madison East 48
Quarterfinals: South Milwaukee 59, Altoona 51
 Superior Central 50, Neenah 47
 Tomah 46, Wauwatosa 38
 Stevens Point 60, Madison East 57

1953

Championship: Menasha 61, Sheboygan Central 57
Consolation: Eau Claire 62, Tomah 52
Championship Semifinals: Menasha 62, Hartford 51
 Sheboygan Central 64, Superior East 62
Consolation Semifinals: Eau Claire 76, Beloit 63
 Tomah 74, Birmamwood 60
Quarterfinals: Menasha 75, Beloit 61
 Hartford 58, Eau Claire 51
 Superior East 82, Birmamwood 51
 Sheboygan Central 68, Tomah 60

1954

Championship: Stevens Point 70, Superior Central 65
Consolation: Waukesha 58, St. Croix Falls 56
Championship Semifinals: Stevens Point 62, Oshkosh 51
 Superior Central 80, Tomah 61
Consolation Semifinals: Waukesha 88, Beloit 84 (OT)
 St. Croix Falls 51, Monroe 43
Quarterfinals: Stevens Point 74, Beloit 53
 Oshkosh 67, Waukesha 60
 Superior Central 58, St. Croix Falls 54
 Tomah 64, Monroe 52

1955

Championship: Eau Claire 81, Superior Central 71
Third Place: Monroe 60, Middleton 48
Consolation: Kimberly 73, Wausau 64
Semifinals: Superior Central 59, Monroe 57
 Eau Claire 84, Middleton 65
Consolation Series: Kimberly 70, Platteville 58
 Wausau 86, Shorewood 68
Quarterfinals: Monroe 63, Kimberly 45
 Superior Central 78, Platteville 68
 Eau Claire 76, Wausau 68
 Middleton 77, Shorewood 72

1956

Championship: Shawano 74, Appleton 68
Third Place: Sauk City 59, Kohler 54
Consolation: West Allis Hale 83, La Crosse Central 64
Semifinals: Appleton 65, Kohler 60
 Shawano 82, Sauk City 58
Consolation Series: La Crosse Central 71, Osseo 61
 West Allis Hale 80, Spooner 61
Quarterfinals: Appleton 87, La Crosse Central 80
 Kohler 67, Osseo 58
 Sauk City 56, Spooner 51
 Shawano 79, West Allis Hale 77

1957

Championship: Shawano 66, Madison West 61
Third Place: Two Rivers 79, Fort Atkinson 62
Consolation: Milwaukee North 68, Superior Central 66
Semifinals: Madison West 58, Fort Atkinson 57
 Shawano 82, Two Rivers 75
Consolation Series: Milwaukee No. 73, La Crosse Logan 64
 Superior Central 74, Osseo 56
Quarterfinals: Fort Atkinson 65, La Crosse Logan 57
 Madison West 58, Milwaukee North 49
 Shawano 73, Osseo 60
 Two Rivers 73, Superior Central 68

Boys Basketball

1958

Championship: Madison East 62, Milwaukee North 59
Third Place: Shawano 77, Madison West 71
Consolation: Manitowoc 82, Eau Claire 70
Semifinals: Milwaukee North 60, Shawano 56
Madison East 57, Madison West 55
Consolation Series: Eau Claire 87, Black River Falls 71
Manitowoc 75, Superior Central 70
Quarterfinals: Milwaukee North 79, Black River Falls 59
Shawano 90, Eau Claire 81
Madison West 67, Manitowoc 66
Madison East 71, Superior Central 63

1959

Championship: Milwaukee Lincoln 65, Milwaukee North 56
Third Place: La Crosse Logan 74, Eau Claire 54
Consolation: Superior Central 61, Sheboygan Central 56
Semifinals: Milwaukee North 59, Eau Claire 56
Milwaukee Lincoln 79, La Crosse Logan 77
Consolation Series: Sheboygan Cent. 74, Green Bay West 55
Superior Central 89, Kimberly 78
Quarterfinals: Eau Claire 58, Sheboygan Central 55
Milwaukee North 65, Green Bay West 47
Milwaukee Lincoln 82, Kimberly 81
La Crosse Logan 73, Superior Central 70

1960

Championship: Wausau 74, Menomonie 65
Third Place: Waukesha 92, Rice Lake 68
Consolation: Racine Park 52, Gale-Ettrick-Trempealeau 51
Semifinals: Wausau 65, Waukesha 61
Menomonie 75, Rice Lake 71
Consolation Series: Gale-Ett.-Trem. 69, Green Bay West 60
Racine Park 60, Watertown 55
Quarterfinals: Wausau 64, Gale-Ettrick-Trempealeau 59
Waukesha 84, Green Bay West 68
Menomonie 66, Watertown 49
Rice Lake 55, Racine Park 54

1961

Championship: Milwaukee Lincoln 77, Rice Lake 75
Third Place: Waukesha 88, Madison East 65
Consolation: Manitowoc 74, Shawano 72
Semifinals: Milwaukee Lincoln 54, Madison East 51
Rice Lake 82, Waukesha 73
Consolation Series: Manitowoc 86, Eau Claire 65
Shawano 69, Reedsburg 68
Quarterfinals: Madison East 63, Eau Claire 57
Milwaukee Lincoln 65, Manitowoc 55
Rice Lake 90, Reedsburg 68
Waukesha 88, Shawano 86

1962

Championship: Milwaukee Lincoln 93, Eau Claire 80
Third Place: Green Bay West 69, Sheboygan South 48
Consolation: Beloit 73, South Milwaukee 71
Semifinals: Eau Claire 81, Green Bay West 69
Milwaukee Lincoln 75, Sheboygan South 63
Consolation Series: Beloit 89, Drummond 62
South Milwaukee 64, La Crosse Central 55
Quarterfinals: Eau Claire 79, Beloit 76
Green Bay West 79, Drummond 52
Sheboygan South 64, La Crosse Central 63
Milwaukee Lincoln 62, South Milwaukee 59

1963

Championship: Manitowoc 74, Dodgeville 52
Third Place: Eau Claire 75, Racine Horlick 72
Consolation: Milwaukee North 72, Beloit 59
Semifinals: Manitowoc 66, Racine Horlick 52
Dodgeville 52, Eau Claire 51
Consolation Series: Milwaukee North 74, Superior Cent. 71
Beloit 69, Clintonville 64
Quarterfinals: Racine Horlick 51, Milwaukee North 50
Manitowoc 64, Superior Central 58
Dodgeville 69, Clintonville 52
Eau Claire 73, Beloit 66

1964

Championship: Dodgeville 59, Milwaukee North 45
Third Place: Waukesha 99, Waterloo 76
Consolation: Manitowoc 91, Eau Claire Memorial 65
Semifinals: Dodgeville 60, Waukesha 40
Milwaukee North 94, Waterloo 81
Consolation Series: Eau Claire Memorial 63, Merrill 61
Manitowoc 54, Frederic 43
Quarterfinals: Dodgeville 48, Merrill 43
Waukesha 78, Eau Claire Memorial 73
Waterloo 58, Frederic 56
Milwaukee North 76, Manitowoc 63

1965

Championship: Monroe 74, Eau Claire Memorial 71
Third Place: Cumberland 62, Brookfield Central 54
Consolation: Wauwatosa East 74, Appleton 69
Semifinals: Eau Claire Memorial 65, Cumberland 63
Monroe 83, Brookfield Central 67
Consolation Series: Wauwatosa East 79, Stevens Point 50
Appleton 63, Madison East 57
Quarterfinals: Eau Claire Memorial 62, Stevens Point 59
Cumberland 88, Wauwatosa East 59
Brookfield Central 66, Madison East 59
Monroe 66, Appleton 65

1966

Championship: Milwaukee Lincoln 75, Wisconsin Rapids 62
Third Place: Alma 66, Grafton 54
Consolation: Madison East 61, Eau Claire Memorial 53
Semifinals: Milwaukee Lincoln 82, Alma 72
Wisconsin Rapids 67, Grafton 58
Consolation Series: Eau Claire Memorial 73, Neenah 67
Madison East 68, Green Bay West 41
Quarterfinals: Alma 88, Neenah 80
Milwaukee Lincoln 76, Eau Claire Memorial 57
Grafton 63, Madison East 59
Wisconsin Rapids 66, Green Bay West 52

1967

Championship: Milwaukee Lincoln 61, Wausau 56
Third Place: Appleton 62, Platteville 59
Consolation: Green Bay West 63, Whitefish Bay 52
Semifinals: Wausau 58, Appleton 50
Milwaukee Lincoln 80, Platteville 65
Consolation Series: Whitefish Bay 62, Barron 58
Green Bay West 84, La Crosse Central 50
Quarterfinals: Appleton 66, Whitefish Bay 55
Wausau 68, Barron 62
Platteville 68, Green Bay West 59
Milwaukee Lincoln 109, La Crosse Central 71

1968

Championship: Manitowoc 63, Beloit 51
Third Place: Kimberly 72, Wisconsin Dells 52
Consolation: Brookfield East 69, South Milwaukee 51
Semifinals: Beloit 73, Kimberly 60
Manitowoc 66, Wisconsin Dells 47
Consolation Series: Brookfield East 59, Eau Claire Mem. 49
South Milwaukee 80, Schofield 63
Quarterfinals: Beloit 60, Brookfield East 54
Kimberly 87, Eau Claire Memorial 71
Manitowoc 81, Schofield 56
Wisconsin Dells 50, South Milwaukee 49

1969

Championship: Beloit 80, Neenah 79
Third Place: Kimberly 75, Nicolet 59
Consolation: Milwaukee Lincoln 83, Eau Claire Mem. 70
Semifinals: Neenah 81, Nicolet 78
Beloit 70, Kimberly 56
Consolation Series: Milwaukee Lincoln 84, Wausau 77
Eau Claire Memorial 53, Durand 44
Quarterfinals: Neenah 72, Wausau 59
Nicolet 78, Milwaukee Lincoln 73
Kimberly 71, Durand 59
Beloit 73, Eau Claire Memorial 65

1970

Championship: Appleton West 58, Neenah 57
Third Place: Eau Claire Memorial 66, Wauwatosa East 56

Consolation: West Allis Hale 71, Durand 62
Semifinals: Appleton West 60, Eau Claire Memorial 50
Neenah 53, Wauwatosa East 49
Consolation Series: Durand 53, Monona Grove 49
West Allis Hale 58, Wausau East 52
Quarterfinals: Appleton West 58, Monona Grove 53
Eau Claire Memorial 59, Durand 46
Neenah 79, West Allis Hale 72
Wauwatosa East 59, Wausau East 50

1971

Championship: Janesville Parker 79, Milwaukee King 68
Third Place: Neenah 70, Wausau East 69
Consolation: Appleton West 72, Milwaukee Boys Tech 58
Semifinals: Janesville Parker 54, Neenah 52
Milwaukee King 89, Wausau East 82
Consolation Series: Milwaukee Boys Tech 74, Reedsburg 69
Appleton West 65, Cumberland 47
Quarterfinals: Neenah 65, Milwaukee Boys Tech 47
Janesville Parker 71, Reedsburg 51
Wausau East 77, Cumberland 53
Milwaukee King 69, Appleton West 64

1972

CLASS A

Championship: Milwaukee Hamilton 58, Neenah 52
Third Place: Madison West 57, Janesville Parker 53
Semifinals: Milwaukee Hamilton 53, Madison West 47
Neenah 59, Janesville Parker 57
Quarterfinals: Milwaukee Hamilton 71, Antigo 61
Madison West 72, Eau Claire Memorial 60
Janesville Parker 75, Waukesha 68
Neenah 81, Kewaunee 65

CLASS B

Championship: Bloomington 78, Crivitz 56
Semifinals: Bloomington 79, Kohler 64
Crivitz 70, Clear Lake 60

1973

CLASS A

Championship: Beloit 60, Fond du Lac 59
Third Place: Kimberly 52, Antigo 42
Semifinals: Fond du Lac 69, Kimberly 59
Beloit 59, Antigo 52
Quarterfinals: Beloit 73, New Richmond 60
Antigo 63, Waukesha 55
Kimberly 54, West Milwaukee 49
Fond du Lac 71, Madison West 55

CLASS B

Championship: McFarland 51, Luck 49
Semifinals: McFarland 68, Crivitz 31
Luck 61, Blair 51

1974

CLASS A

Championship: Superior 74, Milwaukee Lincoln 67
Semifinals: Superior 69, Green Bay Southwest 54
Milwaukee Lincoln 68, Milwaukee North 55
Quarterfinals: Superior 71, Burlington 55
Green Bay Southwest 61, Neenah 59
Milwaukee North 71, Janesville Craig 62
Milwaukee Lincoln 82, Milwaukee Madison 76

CLASS B

Championship: Sheboygan Falls 53, Kiel 50
Semifinals: Kiel 56, Amery 54
Sheboygan Falls 67, Mauston 61

CLASS C

Championship: McFarland 65, Mineral Point 43
Semifinals: McFarland 48, Marathon 45
Mineral Point 67, Prentice 62

1975

CLASS A

Championship: Neenah 64, Milwaukee Marshall 55
Semifinals: Neenah 77, Racine Horlick 72
Milwaukee Marshall 59, Janesville Craig 57
Quarterfinals: Racine Horlick 61, Reedsburg 47
Neenah 65, Pulaski 54
Milwaukee Marshall 82, Milwaukee Madison 73
Janesville Craig 74, Eau Claire Memorial 70

CLASS B

Championship: Sheboygan Falls 78, Wittenberg-Birn. 60
Semifinals: Sheboygan Falls 71, Prairie du Chien 59
 Wittenberg-Biramwood 54, Amery 51

CLASS C

Championship: Marathon 65, Pardeeville 57
Semifinals: Pardeeville 31, North Crawford 30
 Marathon 69, Prentice 63

1976

CLASS A

Championship: South Milwaukee 45, Eau Claire Mem. 43
Semifinals: Eau Claire Memorial 50, Beloit 49
 South Milwaukee 74, Madison West 64
Quarterfinals: Beloit 43, Green Bay Preble 41
 Eau Claire Memorial 44, Hamilton 42
 Madison West 61, Neenah 59
 South Milwaukee 66, Milwaukee Washington 60

CLASS B

Championship: St. Francis 68, Clintonville 66
Semifinals: Clintonville 73, Prairie du Chien 71
 St. Francis 72, Ladysmith 69

CLASS C

Championship: Marathon 78, Kohler 59
 Marathon 57, Washburn 52
Semifinals: Kohler 30, North Crawford 27
 Marathon 57, Washburn 52

1977

CLASS A

Championship: Madison La Follette 65, Eau Claire Mem. 48
Semifinals: Madison La Follette 46, Neenah 43
 Eau Claire Memorial 65, Brookfield East 63
Quarterfinals: Madison La Follette 55, Milwaukee Tech 48
 Neenah 73, Janesville Craig 50
 Eau Claire Memorial 65, De Pere 63
 Brookfield East 64, Hamilton 51

CLASS B

Championship: Clintonville 91, Prairie du Chien 70
Semifinals: Prairie du Chien 74, Slinger 72
 Clintonville 91, Ladysmith 72

CLASS C

Championship: Marathon 53, Oostburg 52 (OT)
Semifinals: Oostburg 60, Fall Creek 43
 Marathon 61, Prentice 56

1978

CLASS A

Championship: Neenah 58, Beloit 49
Semifinals: Beloit 55, Wisconsin Rapids 53
 Neenah 73, Clintonville 56
Quarterfinals: Beloit 77, Madison West 64
 Wisconsin Rapids 66, Brookfield Central 53
 Clintonville 68, Racine Case 55
 Neenah 66, Homestead 65

CLASS B

Championship: Elkhorn 81, Park Falls 53
Semifinals: Elkhorn 64, Wisconsin Dells 55
 Park Falls 58, Winneconne 55

CLASS C

Championship: Colfax 75, Pardeeville 61
Semifinals: Pardeeville 58, Fall Creek 53
 Colfax 62, Coleman 58

1979

CLASS A

Championship: Milwaukee Tech 67, La Crosse Central 65
Semifinals: La Crosse Central 73, Hamilton (Sussex) 69
 Milwaukee Tech. 66, Eau Claire Memorial 48
Quarterfinals: La Crosse Central 64, Brookfield East 58
 Milwaukee Tech. 53, Clintonville 50
 Eau Claire Memorial 47, Manitowoc 46
 Hamilton (Sussex) 72, Burlington 56

CLASS B

Championship: Elkhorn 79, Prairie du Chien 66
Semifinals: Prairie du Chien 89, Freedom 71
 Elkhorn 61, Park Falls 39

CLASS C

Championship: Niagara 62, Melrose-Mindoro 55
Semifinals: Melrose-Mindoro 69, Palmyra 54
 Niagara 84, St. Croix Falls 49

1980

CLASS A

Championship: Milwaukee North 65, Janesville Craig 63
Semifinals: Milwaukee North 60, Hamilton (Sussex) 54
 Janesville Craig 60, Madison La Follette 52
Quarterfinals: Milwaukee North 54, Eau Claire Memorial 46
 Hamilton (Sussex) 52, Menasha 50
 Janesville Craig 71, Manitowoc 49
 Madison La Follette 59, Oak Creek 54

CLASS B

Championship: Wautoma 56, Elkhorn 46
Semifinals: Elkhorn 51, Spooner 50
 Wautoma 61, Viroqua 51

CLASS C

Championship: Kohler 68, Edgar 58
Semifinals: Kohler 73, Altoona 60
 Edgar 80, South Shore 61

1981

CLASS A

Championship: *Milwaukee Madison 77, Wausau West 60
 *Championship vacated; see Note under list of WIAA
 Championship Game Results.
Semifinals: Milwaukee Madison 64, Green Bay Preble 51
 Wausau West 64, Plymouth 53
Quarterfinals: Milwaukee Madison 62, Madison West 60
 Green Bay Preble 49, New Berlin Eisenhower 44
 Plymouth 63, Fort Atkinson 59
 Wausau West 57, Cudahy 49

CLASS B

Championship: Cuba City 52, Ladysmith 47
Semifinals: Ladysmith 56, Kewaunee 52
 Cuba City 61, Shorewood 44

CLASS C

Championship: Iowa-Grant 59, Wausaukee 51
Semifinals: Wausaukee 51, Washburn 43
 Iowa-Grant 68, Oostburg 46

1982

CLASS A

Championship: Madison La Follette 62, Stevens Point 61
Semifinals: Madison La Follette 62, Badger 57
 Stevens Point 39, Shawano 38
Quarterfinals: Badger 50, Brown Deer 48
 Madison La Follette 65, Milwaukee North 61
 Shawano 52, Sheboygan South 50
 Stevens Point 51, South Milwaukee 43

CLASS B

Championship: Portage 58, Valders 39
Semifinals: Portage 67, Milton 49
 Valders 52, Park Falls 49

CLASS C

Championship: Kohler 61, Thorp 56
Semifinals: Thorp 65, Eleva-Strum 47
 Kohler 67, Washburn 54

1983

CLASS A

Championship: Milwaukee Tech. 62, Watertown 54
Semifinals: Watertown 42, Wisconsin Rapids 40
 Milwaukee Tech. 56, Green Bay West 46
Quarterfinals: Wisconsin Rapids 52, Oshkosh North 41
 Watertown 67, Milwaukee Washington 51
 Milwaukee Tech. 51, Middleton 30
 Green Bay West 72, Milwaukee Madison 60

CLASS B

Championship: Mayville 55, Valders 53
Semifinals: Valders 57, Cuba City 55
 Mayville 61, Onalaska 43

CLASS C

Championship: Kohler 70, Fall Creek 57
Semifinals: Fall Creek 44, South Shore 35
 Kohler 69, Marathon 46

1984

CLASS A

Championship: Milwaukee King 80, Janesville Craig 72

Semifinals: Janesville Craig 60, Eau Claire Memorial 36
 Milwaukee King 60, Milwaukee North 53
Quarterfinals: Janesville Craig 72, Appleton East 55
 Eau Claire Memorial 56, Baraboo 46 (OT)
 Milwaukee King 70, Sheboygan North 59
 Milwaukee North 69, Racine Horlick 63

CLASS B

Championship: Wilmot 67, Valders 54
Semifinals: Wilmot 60, Park Falls 51
 Valders 58, Monona Grove 51

CLASS C

Championship: Fall Creek 57, Washburn 46
Semifinals: Washburn 65, Marathon 62
 Fall Creek 64, Oakfield 51

1985

CLASS A

Championship: Milwaukee Wash. 56, Rac. Wm. Horlick 54
Semifinals: Racine Wm. Horlick 60, Sheboygan North 55
 Milwaukee Washington 53, Green Bay Preble 52
Quarterfinals: Racine Wm. Horlick 53, Milw. Madison 42
 Sheboygan North 77, Madison La Follette 63
 Green Bay Preble 60, Watertown 58
 Milwaukee Washington 52, Eau Claire North 39

CLASS B

Championship: Denmark 63, Prairie du Chien 59
Semifinals: Denmark 46, Mayville 45
 Prairie du Chien 76, Osseo-Fairchild 61

CLASS C

Championship: Fall Creek 78, Oakfield 54
Semifinals: Fall Creek 51, Glidden 48
 Oakfield 56, Iola-Scandinavia 53

1986

CLASS A

Championship: Sheboygan North 47, Appleton East 38
Semifinals: Appleton East 49, La Crosse Central 38
 Sheboygan North 49, Wauwatosa East 47
Quarterfinals: Appleton East 47, Muskego 45 (OT)
 La Crosse Central 52, Milwaukee Tech 51 (2 OT)
 Wauwatosa East 72, Menomonie 44
 Sheboygan North 53, Milwaukee Madison 51

CLASS B

Championship: Chilton 45, Prairie du Chien 44 (OT)
Semifinals: Prairie du Chien 82, Phillips 60
 Chilton 49, Whitnall 38

CLASS C

Championship: Oostburg 67, Whitehall 62
Semifinals: Oostburg 59, Rib Lake 41
 Whitehall 63, Flambeau 61

1987

CLASS A

Championship: Milwaukee Wash. 44, Fond du Lac 41 (2 OT)
Semifinals: Fond du Lac 52, Hamilton (Sussex) 48
 Milwaukee Washington 62, Madison East 41
Quarterfinals: Fond du Lac 41, Racine Case 32
 Hamilton (Sussex) 53, Eau Claire North 49
 Madison East 51, Beloit 50
 Milwaukee Washington 67, Antigo 55

CLASS B

Championship: Wisconsin Dells 62, Clintonville 50
Semifinals: Clintonville 57, Phillips 51
 Wisconsin Dells 53, Elkhorn 40

CLASS C

Championship: Oostburg 72, Elk Mound 69
Semifinals: Elk Mound 66, Florence 59 (OT)
 Oostburg 60, Fennimore 50

1988

CLASS A

Championship: Onalaska 70, Neenah 62
Semifinals: Onalaska 54, Stevens Point 49
 Neenah 83, Milwaukee Pulaski 57
Quarterfinals: Stevens Point 45, Green Bay Preble 39
 Onalaska 66, Hartford 49
 Neenah 69, Janesville Craig 61
 Milwaukee Pulaski 65, Milwaukee Washington 62

Boys Basketball

CLASS B

Championship: Whitnall 74, Clintonville 67
Semifinals: Whitnall 73, Wisconsin Dells 60
Clintonville 67, Black River Falls 60

CLASS C

Championship: Greenwood 41, Southwestern 40 (OT)
Semifinals: Southwestern 72, Randolph 71
Greenwood 71, Bayfield 54

1989

CLASS A

Championship: Wauwatosa East 49, Eau Claire North 48
Semifinals: Wauwatosa East 77, Racine Horlick 51
Eau Claire North 59, La Crosse Logan 48
Quarterfinals: Wauwatosa East 64, Sheboygan North 56
Racine Horlick 60, Pulaski 47
La Crosse Logan 76, Milwaukee Vincent 72
Eau Claire North 54, Beloit 50

CLASS B

Championship: Clintonville 78, Bloomer 53
Semifinals: Bloomer 69, East Troy 50
Clintonville 63, Cuba City 57

CLASS C

Championship: Florence 60, Glenwood City 54
Semifinals: Florence 56, Randolph 55
Glenwood City 81, Iowa-Grant 79

1990

CLASS A

Championship: Milwaukee Washington 70, Appleton East 63
Semifinals: Milwaukee Wash. 77, Milwaukee Hamilton 66*
Appleton East 85, Whitefish Bay 72
Quarterfinals: Eau Claire North won by forfeit over
Milwaukee Hamilton. Score of game 63-62*
Milwaukee Washington 71, Plymouth 57
Whitefish Bay 69, Mukwonago 60
Appleton East 67, Madison East 40

CLASS B

Championship: Freedom 75, Monona Grove 72
Semifinals: Monona Grove 58, Berlin 54
Freedom 63, Altoona 43

CLASS C

Championship: Darlington 58, Eleva-Strum 44
Semifinals: Eleva-Strum 62, Prentice 61
Darlington 65, Pittsville 59

*Milwaukee Hamilton forfeited tournament games because it played 21 games during regular season.

1991

DIVISION 1

Championship: Milwaukee King 59, Wauwatosa E. 58 (OT)
Semifinals: Wauwatosa East 72, Sheboygan North 59
Milwaukee King 77, Green Bay Preble 52
Quarterfinals: Sheboygan North 65, Milw. Bay View 62
Wauwatosa East 59, Janesville Craig 56
Milwaukee King 70, Madison West 66
Green Bay Preble 63, Eau Claire Mem. 55 (OT)

DIVISION 2

Championship: Wilmot 73, Monroe 64
Semifinals: Monroe 65, Holmen 59
Wilmot 56, Kimberly 54

DIVISION 3

Championship: Cuba City 50, Phillips 48
Semifinals: Phillips 57, Oostburg 46
Cuba City 36, Auburndale 35

DIVISION 4

Championship: Shullsburg 63, Spring Valley 58
Semifinals: Shullsburg 61, Wausaukee 57
Spring Valley 89, Cassville 82

1992

DIVISION 1

Championship: Madison West 77, Milwaukee King 63
Semifinals: Milwaukee King 47, Oshkosh North 45
Madison West 51, Eau Claire North 44
Quarterfinals: Milwaukee King 54, Janesville Craig 48
Oshkosh North 88, Appleton West 76

Madison West 79, Milwaukee Hamilton 53
Eau Claire North 62, Arrowhead 40

DIVISION 2

Championship: Onalaska 56, Campbellsport 36
Semifinals: Onalaska 62, Monona Grove 49
Campbellsport 53, Two Rivers 45

DIVISION 3

Championship: St. Croix Falls 75, Columbus 72
Semifinals: Columbus 68, Mayville 52
St. Croix Falls 80, Osseo-Fairchild 75

DIVISION 4

Championship: Spring Valley 66, Cassville 51
Semifinals: Spring Valley 75, Lena 62
Cassville 72, Marshall 71

1993

DIVISION 1

Championship: Milwaukee Wash. 70, Sheboygan North 67
Semifinals: Sheboygan North 95, Racine Case 65
Milwaukee Washington 53, Madison West 40
Quarterfinals: Sheboygan North 65, Green Bay East 44
Racine Case 92, Nicolet 83
Madison West 56, Milwaukee Bay View 48
Milwaukee Washington 75, Stevens Point 52

DIVISION 2

Championship: Rice Lake 77, Baraboo 70
Semifinals: Baraboo 58, Seymour 49
Rice Lake 51, Mayville 48

DIVISION 3

Championship: Auburndale 57, St. Croix Falls 46
Semifinals: St. Croix Falls 56, Howards Grove 41
Auburndale 75, Dodgeville 51

DIVISION 4

Championship: Wausaukee 69, Cassville 57
Semifinals: Cassville 53, South Shore 35
Wausaukee 65, Albany 63

1994

DIVISION 1

Championship: Stevens Point 59, Milwaukee King 54
Semifinals: Stevens Point 53, Fond du Lac 50
Milwaukee King 49, Homestead 39
Quarterfinals: Stevens Point 56, Marshfield 50
Fond du Lac 68, Tomah 51
Milwaukee King 78, Milwaukee Bay View 55
Homestead 70, Racine Case 47

DIVISION 2

Championship: Kimberly 59, Baraboo 54
Semifinals: Baraboo 60, Grafton 51
Kimberly 41, River Falls 37

DIVISION 3

Championship: Markesan 62, Elk Mound 58
Semifinals: Markesan 50, Blair-Taylor 47
Elk Mound 61, Auburndale 54

DIVISION 4

Championship: Cassville 67, Goodman 56
Semifinals: Cassville 54, Randolph 52
Goodman 66, Plum City 49

1995

DIVISION 1

Championship: Milwaukee King 77, Watertown 62
Semifinals: Milwaukee King 67, Milwaukee Technical 43
Watertown 57, Appleton East 56
Quarterfinals: Milwaukee King 67, West Bend East 35
Milwaukee Technical 63, Janesville Craig 56
Appleton East 41, Antigo 39
Watertown 56, Wisconsin Rapids 52

DIVISION 2

Championship: Kimberly 45, Greendale 33
Semifinals: Greendale 46, River Falls 45
Kimberly 56, Fort Atkinson 32

DIVISION 3

Championship: Oostburg 55, Auburndale 45
Semifinals: Oostburg 77, Ladysmith 58
Auburndale 66, Dodgeville 56 (2 OT)

DIVISION 4

Championship: Cassville 56, Oakfield 43

Semifinals: Oakfield 59, Plum City 28
Cassville 78, Prentice 64

1996

DIVISION 1

Championship: Milwaukee Vincent 48, Mukwonago 45
Semifinals: Mukwonago 49, Eau Claire Memorial 45
Milwaukee Vincent 52, Watertown 49
Quarterfinals: Milwaukee Vincent 58, South Milwaukee 51
Watertown 63, Green Bay East 61
Eau Claire Memorial 51, Appleton East 41
Mukwonago 65, Milwaukee King 51

DIVISION 2

Championship: Whitefish Bay 57, Sauk Prairie 46
Semifinals: Whitefish Bay 58, Seymour 34
Sauk Prairie 30, Adams-Friendship 28 (OT)

DIVISION 3

Championship: Markesan 62, Ladysmith 60
Semifinals: Markesan 65, Auburndale 48
Ladysmith 78, Westby 56

DIVISION 4

Championship: Randolph 72, Elmwood 65
Semifinals: Randolph 65, Wausaukee 53
Elmwood 74, Kickapoo 54

1997

DIVISION 1

Championship: Milwaukee Vincent 53, Milwaukee Wash. 50
Semifinals: Milwaukee Washington 53, Wauwatosa East 38
Milwaukee Vincent 57, Janesville Craig 49
Quarterfinals: Milwaukee Washington 55, Rhinelander 43
Wauwatosa East 60, Madison West 52
Milwaukee Vincent 48, Wausau West 36
Janesville Craig 68, Oshkosh North 58

DIVISION 2

Championship: Seymour 68, Sauk Prairie 55
Semifinals: Seymour 55, New Richmond 41
Sauk Prairie 38, Whitefish Bay 31

DIVISION 3

Championship: Omro 74, Laconia 59
Semifinals: Omro 57, Greenwood City 49
Laconia 83, Westby 69

DIVISION 4

Championship: Edgar 50, Randolph 44
Semifinals: Edgar 51, Drummond 41
Randolph 53, Kickapoo 39

1998

DIVISION 1

Championship: Milwaukee Vincent 36, Middleton 34
Semifinals: Milwaukee Vincent 51, Racine Case 31
Middleton 57, Waukesha West 48
Quarterfinals: Racine Case 83, Hudson 50
Milwaukee Vincent 65, Manitowoc 47
Middleton 68, Milwaukee King 61
Waukesha West 53, Fond du Lac 49

DIVISION 2

Championship: Whitefish Bay 40, New London 35
Semifinals: New London 46, Monona Grove 44 (OT)
Whitefish Bay 60, Spooner 50

DIVISION 3

Championship: Cuba City 75, Phillips 67
Semifinals: Cuba City 73, Amherst 61
Phillips 58, Markesan 54

DIVISION 4

Championship: Randolph 50, Three Lakes 46
Semifinals: Three Lakes 62, Blair-Taylor 54
Randolph 61, Flambeau 35

1999

DIVISION 1

Championship: Racine Case 73, Milwaukee Bay View 68
Semifinals: Milwaukee Bay View 54, Waukesha South 47
Racine Case 43, Milwaukee Vincent 38
Quarterfinals: Milwaukee Bay View 62, Manitowoc 47
Waukesha South 56, Hudson 45
Milwaukee Vincent 54, Madison West 27
Racine Case 61, Rhinelander 52

DIVISION 2

Championship: New London 48, Adams-Friendship 37
Semifinals: Adams-Friendship 46, Badger 45
 New London 68, Cedarburg 35

DIVISION 3

Championship: Park Falls 57, Omro 53
Semifinals: Park Falls 63, North Crawford 59
 Omro 57, Southern Door 52

DIVISION 4

Championship: Kohler 61, Cassville 55
Semifinals: Cassville 60, Spring Valley 42
 Kohler 55, Prentice 42

2000

DIVISION 1

Championship: Milwaukee Vincent 58, Milwaukee Wash. 44
Semifinals: Milwaukee Vincent 52, Madison West 35
 Milwaukee Washington 66, Brookfield Central 58
Quarterfinals: Madison West 64, Janesville Craig 44
 Milwaukee Vincent 47, Neenah 43
 Brookfield Central 46, Green Bay East 45
 Milwaukee Washington 73, Wausau West 57

DIVISION 2

Championship: New Berlin West 47, Seymour 37
Semifinals: New Berlin West 59, Oregon 42
 Seymour 59, Durand 45

DIVISION 3

Championship: Auburndale 41, Marshall 35
Semifinals: Marshall 80, Lomira 50
 Auburndale 61, Chetek 46

DIVISION 4

Championship: Cassville 59, Wausaukee 48
Semifinals: Cassville 51, Fall River 43
 Wausaukee 53, Clayton 45

2001

DIVISION 1

Championship: Milwaukee Vincent 66, Oshkosh West 60
Semifinals: Oshkosh West 49, Rhinelander 41
 Milwaukee Vincent 60, Milwaukee Washington 46
Quarterfinals: Rhinelander 55, Kaukauna 47
 Oshkosh West 57, Madison La Follette 45
 Milwaukee Washington 55, Brookfield Central 40
 Milwaukee Vincent 55, Kenosha Tremper 36

DIVISION 2

Championship: Seymour 54, Pewaukee 45
Semifinals: Pewaukee 54, Osceola 32
 Seymour 28, Adams-Friendship 27

DIVISION 3

Championship: Glenwood City 48, Weyauwega-Fremont 45
Semifinals: Glenwood City 70, Kenosha St. Joseph 67
 Weyauwega-Fremont 55, Marshall 31

DIVISION 4

Championship: Catholic Cent. (Burlington) 56, Pecatonica 52
Semifinals: Catholic Cent. (Burlington) 59, Spring Valley 50
 Pecatonica 49, Assumption (Wisconsin Rapids) 48

2002

DIVISION 1

Championship: Madison La Follette 43, Fond du Lac 40
Semifinals: Fond du Lac 44, Brookfield Central 39
 Madison La Follette 62, Wauwatosa East 55
Quarterfinals: Brookfield Central 50, Fort Atkinson 38
 Fond du Lac 52, Rice Lake 46
 Madison La Follette 51, Appleton West 49
 Wauwatosa East 43, Milwaukee Vincent 41

DIVISION 2

Championship: Madison Edgewood 62, Seymour 38
Semifinals: Madison Edgewood 46, Brown Deer 37
 Seymour 52, Adams-Friendship 47

DIVISION 3

Championship: Marshall 75, Ladysmith 64
Semifinals: Ladysmith 59, Laconia 54
 Marshall 52, Oostburg 36

DIVISION 4

Championship: Randolph 52, Assumption (Wis. Rapids) 35
Semifinals: Assumption (Wisconsin Rapids) 44, Clayton 28
 Randolph 53, Seneca 43

2003

DIVISION 1

Championship: Milwaukee King 57, Appleton West 46
Semifinals: Appleton West 58, Eau Claire Memorial 44
 Milwaukee King 39, Fond du Lac 27
Quarterfinals: Eau Claire Memorial 53, Janesville Craig 41
 Appleton West 81, Milwaukee Custer 66
 Milwaukee King 55, Madison La Follette 48
 Fond du Lac 59, Brookfield Central 47

DIVISION 2

Championship: Aquinas 62, Seymour 59
Semifinals: Seymour 53, Ripon 51
 Aquinas 72, Portage 58

DIVISION 3

Championship: Ladysmith 43, Auburndale 41
Semifinals: Auburndale 61, Hilbert 51
 Ladysmith 52, Kenosha St. Joseph 51

DIVISION 4

Championship: Randolph 63, Seneca 37
Semifinals: Randolph 69, Marshfield Columbus 50
 Seneca 47, Northwood 44

2004

DIVISION 1

Championship: Milwaukee King 75, Madison Memorial 58
Semifinals: Madison Memorial 62, Milwaukee Vincent 48
 Milwaukee King 55, Kimberly 50
Quarterfinals: Madison Memorial 59, Beloit 55 (OT)
 Milwaukee Vincent 50, Fond du Lac 35
 Kimberly 37, Whitnall 33
 Milwaukee King 63, Wausau East 43

DIVISION 2

Championship: Catholic Memorial 58, Seymour 55
Semifinals: Catholic Memorial 82, Holmen 56
 Seymour 75, Dodgeville 49

DIVISION 3

Championship: Dominican 46, Mishicot 31
Semifinals: Dominican 60, Spring Valley 50
 Mishicot 48, Auburndale 44

DIVISION 4

Championship: Randolph 52, Hilbert 50
Semifinals: Randolph 54, Maranatha Academy 37
 Hilbert 63, Blair-Taylor 57

2005

DIVISION 1

Championship: Madison Memorial 63, Milw. Vincent 55
Semifinals: Milwaukee Vincent 65, Pius XI 43
 Madison Memorial 63, Wisconsin Rapids Lincoln 51
Quarterfinals: Milwaukee Vincent 41, Racine Case 35
 Pius XI 48, Beloit 47
 Wisconsin Rapids Lincoln 74, Kimberly 51
 Madison Memorial 82, River Falls 55

DIVISION 2

Championship: Racine Saint Catherine's 52, Seymour 50
Semifinals: Racine Saint Catherine's 63, Monroe 51
 Seymour 83, Northwestern 42

DIVISION 3

Championship: Dominican 66, Grantsburg 57
Semifinals: Dominican 59, Cuba City 36
 Grantsburg 61, Roncalli 57 (OT)

DIVISION 4

Championship: Randolph 53, Oshkosh Lourdes 57
Semifinals: Randolph 60, Blair-Taylor 44
 Oshkosh Lourdes 70, Bayfield 54

2006

DIVISION 1

Championship: Oshkosh West 52, Madison Memorial 40
Semifinals: Madison Memorial 67, Milwaukee King 53
 Oshkosh West 59, Arrowhead 45
Quarterfinals: Milwaukee King 56, Ashwaubenon 39
 Madison Memorial 68, Brookfield Central 60
 Arrowhead 70, Menomonie 52
 Oshkosh West 52, Verona Area 42

DIVISION 2

Championship: Seymour 46, Monona Grove 37
Semifinals: Monona Grove 52, Altoona 46
 Seymour 57, Saint John's NW Military Academy 48

DIVISION 3

Championship: Racine Saint Catherine's 68, Westby 29
Semifinals: Westby 62, Glenwood City 60
 Racine Saint Catherine's 60, Roncalli 55

DIVISION 4

Championship: Catholic Central 68, Abbotsford 58
Semifinals: Abbotsford 61, Eleva-Strum 54
 Catholic Central 64, Oshkosh Lourdes 46

2007

DIVISION 1

Championship: Oshkosh West 50, Milwaukee Vincent 43
Semifinals: Oshkosh West 50, Wausau East 41
 Milwaukee Vincent 59, Kimberly 34
Quarterfinals: Oshkosh West 34, Milwaukee King 32
 Wausau East 63, Brookfield Central 47
 Milwaukee Vincent 49, Madison Memorial 46 (OT)
 Kimberly 53, Verona Area 47

DIVISION 2

Championship: Monroe 52, Port Washington 46
Semifinals: Monroe 70, Seymour 62
 Port Washington 64, Wisconsin Dells 48

DIVISION 3

Championship: Racine Saint Catherine's 60, Aquinas 56
Semifinals: Aquinas 51, Roncalli 41
 Racine Saint Catherine's 50, Regis 35

DIVISION 4

Championship: Randolph 59, Eleva-Strum 49
Semifinals: Eleva-Strum 63, Suring 53
 Randolph 48, Gilman 38 (OT)

2008

DIVISION 1

Championship: Wauwatosa East 58, Madison Mem. 56 (OT)
Semifinals: Madison Memorial 61, Oshkosh West 58
 Wauwatosa East 52, Brookfield Central 48
Quarterfinals: Madison Memorial 79, Badger 63
 Oshkosh West 66, Germantown 63 (OT)
 Brookfield Central 63, Bay Port 55
 Wauwatosa East 50, Eau Claire North 38

DIVISION 2

Championship: New Berlin Eisen. 54, Adams-Friend. 41
Semifinals: Adams-Friendship 46, Plymouth 45
 New Berlin Eisenhower 53, Monroe 49

DIVISION 3

Championship: Aquinas 70, Iola-Scandinavia 51
Semifinals: Iola-Scandinavia 53, Regis 50
 Aquinas 68, Dominican 58

DIVISION 4

Championship: Eleva-Strum 62, Suring 58
Semifinals: Suring 57, Luck 45
 Eleva-Strum 61, Randolph 45

2009

DIVISION 1

Championship: Madison Memorial 56, Racine Horlick 41
Semifinals: Racine Horlick 46, Oshkosh North 39
 Madison Memorial 64, Bay Port 60 (OT)
Quarterfinals: Oshkosh North 47, Milwaukee Washington 45
 Racine Horlick 55, Eau Claire North 47
 Madison Memorial 86, Germantown 73
 Bay Port 71, Beloit Memorial 62

DIVISION 2

Championship: Wisconsin Lutheran 79, Monroe 67
Semifinals: Wisconsin Lutheran 61, Northwestern 58
 Monroe 53, Xavier 39

DIVISION 3

Championship: Racine Saint Catherine's 48, Aquinas 34
Semifinals: Racine Saint Catherine's 77, Fall Creek 57
 Aquinas 56, Roncalli 41

DIVISION 4

Championship: Benton 55, Assumption 43
Semifinals: Benton 61, Blair-Taylor 49
 Assumption 65, Saint Mary Central 54

State Tournament Attendance

	Morning	Thursday Aft.	Eve.	Morning	Friday Aft.	Eve.	Saturday Aft.	Eve.	Grand Total
1945	---	3,762	6,750	---	3,180	5,447	---	9,059	28,198
1946	---	6,372	8,645	---	5,744	10,524	---	12,509	43,794
1947	---	9,125	10,690	---	8,142	11,250	---	13,047	52,254
1948	---	9,760	12,773	---	8,489	12,908	---	12,901	56,831
1949	---	11,335	13,447	---	10,085	12,323	---	14,007	61,197
1950	---	10,603	12,033	---	10,048	12,774	---	12,974	58,432
1951	---	11,461	12,287	---	10,026	12,155	---	12,967	58,896
1952	---	11,996	13,372	---	10,877	13,431	---	12,840	62,516
1953	---	12,183	12,205	---	10,159	12,839	---	12,771	60,157
1954	---	13,915	13,095	---	11,395	13,611	---	12,839	64,855
1955	---	13,855	12,312	---	10,767	13,170	11,302	12,730	74,136
1956	---	12,364	13,100	---	11,165	13,123	11,748	12,791	74,291
1957	---	12,863	11,918	---	10,333	12,531	10,959	12,673	71,277
1958	---	13,939	13,064	---	11,131	13,060	11,912	12,681	75,787
1959	---	13,347	12,863	---	11,099	12,886	11,822	12,642	74,659
1960	---	13,192	13,272	---	11,905	13,833	12,774	11,954	76,930
1961	---	12,592	13,548	---	11,489	13,625	12,249	12,247	75,750
1962	---	12,703	12,802	---	11,329	13,110	12,051	12,131	74,126
1963	---	11,702	12,699	---	9,963	13,028	11,480	12,092	70,964
1964	---	12,217	13,082	---	10,626	13,235	11,776	12,167	73,103
1965	---	12,876	13,103	---	11,625	13,112	12,854	12,036	75,606
1966	---	12,946	12,941	---	12,548	13,209	12,568	12,118	76,330
1967	---	13,292	13,290	---	12,470	13,421	12,459	11,893	76,825
1968	---	13,533	13,500	---	13,647	13,792	12,883	12,389	79,744
1969	---	13,692	13,691	---	13,747	13,952	12,952	12,387	80,421
1970	---	14,124	14,150	---	14,386	14,412	13,304	12,450	82,826
1971	---	13,800	13,806	---	13,844	13,843	13,015	12,782	81,100
1972	---	12,341	12,334	---	12,370	12,364	11,368	12,105	72,882
1973	---	12,076	12,067	---	11,916	12,080	11,153	12,201	71,493
1974	---	11,716 *	11,682	---	11,412 *	11,470	12,094	9,922	68,296
1975	---	12,077 *	11,995	---	11,979 *	12,007	11,888	12,084	71,960
1976	---	11,825 *	11,690	---	11,949 *	11,822	11,196	10,869	69,351
1977	---	11,784 *	10,825	---	11,544 *	11,253	11,251	11,305	67,962
1978	---	11,845 *	10,975	---	11,277 *	11,185	10,974	11,239	67,495
1979	---	10,025	11,160	9,104	10,797	11,010	11,007	10,308	73,411
1980	---	10,404	10,939	9,266	9,901	10,964	10,941	10,047	72,462
1981	---	10,474	10,242	9,246	9,152	10,883	10,418	9,300	69,715
1982	---	10,687	10,961	9,269	11,225	11,146	10,838	10,904	75,030
1983	---	10,054	9,994	9,705	11,174	10,218	11,216	10,390	72,685
1984	---	11,190	9,393	9,925	11,102	11,001	11,187	10,524	74,322
1985	---	10,263	10,188	9,941	11,144	9,788	11,124	8,822	71,270
1986	---	9,617	9,980	9,742	10,203	11,244	11,253	9,187	71,226
1987	---	9,889	10,427	10,913	10,582	10,895	11,133	9,452	73,291
1988	---	9,806	10,952	10,213	11,285	11,584	11,261	10,540	75,641
1989	---	9,739	10,567	11,075	11,153	10,790	11,170	9,090	73,584
1990	---	9,291	10,671	11,709	11,459	10,402	11,803	8,807	74,142
1991	8,717	10,823	9,228	9,437	11,136	10,531	11,064	12,198	83,134
1992	10,325	11,064	11,126	10,416	11,255	11,947	11,201	11,271	88,605
1993	10,893	10,381	9,025	11,331	11,252	11,136	11,327	11,601	86,946
1994	11,140	11,251	9,516	10,234	12,219	11,269	11,377	11,207	88,213
1995	11,214	10,543	10,418	11,012	11,196	10,450	11,374	11,518	87,725
1996	10,911	9,715	10,671	10,393	11,176	11,596	11,342	11,530	87,334
1997	10,060	9,929	9,902	9,881	10,931	9,874	11,091	10,283	81,951
1998	10,793	10,182	13,217	11,213	13,391	13,914	13,005	14,417	100,672
1999	10,360	10,833	12,051	10,224	14,516	11,209	12,809	12,875	94,877
2000	11,922	11,982	8,648	11,198	14,344	9,776	11,410	12,448	91,728
2001	10,777	13,178	8,454	10,222	13,446	11,483	12,993	13,758	94,311
2002	10,472	12,757	10,227	10,664	12,962	12,536	11,834	15,834	97,286
2003	8,843	11,018	11,772	10,586	14,401	11,698	12,363	12,319	93,000
2004	8,733	11,354	10,275	11,498	14,629	10,124	12,390	13,865	92,868
2005	8,490	9,739	12,050	10,976	12,236	10,393	10,435	10,702	85,021
2006	9,953	10,362	12,131	10,942	13,232	12,646	12,333	14,885	96,484
2007	9,727	12,125	12,137	10,645	12,371	12,026	12,114	13,360	94,505
2008	8,349	12,779	10,576	11,153	13,014	12,476	11,756	13,153	93,256
2009	9,593	10,494	12,163	10,660	12,331	12,492	11,736	13,852	93,321

*Three Game Session

Boys Basketball Attendance

Regionals - Div. 1

Antigo.....	570
Appleton East.....	608
Appleton West.....	355
Arrowhead (2 games).....	1,865
Badger.....	380
Baraboo (2 games).....	1,854
Bay Port.....	2,006
Beloit Memorial.....	963
Brookfield Central.....	310
Burlington.....	438
Chippewa Falls.....	1,563
D.C. Everest.....	334
De Pere.....	478
Elkhorn Area.....	1,239
Fond du Lac.....	383
Germantown.....	1,554
Green Bay Preble (2 games).....	1,511
Green Bay Southwest.....	582
Hartford Union.....	397
Hudson.....	961
Janesville Craig.....	499
Kaukauna (2 games).....	1,631
Kenosha Bradford.....	177
Kenosha Tremper (2 games).....	810
Kettle Moraine.....	713
Kimberly (2 games).....	1,644
La Crosse Central.....	550
La Crosse Logan.....	386
Madison East (2 games).....	1,293
Madison La Follette.....	467
Madison Mem. (2 games).....	1,316
Marquette University H.S.....	811
Menomonee Falls.....	526
Milwaukee Bay View.....	135
Milwaukee Custer (2 games).....	256
Milwaukee Hamilton.....	427
Milwaukee South.....	114
Milwaukee Vincent.....	165
Milwaukee Washington.....	351
Neenah.....	421
Nicolet.....	406
Oconomowoc (2 games).....	1,242
Oshkosh North.....	1,047
Oshkosh West.....	1,017
Racine Case.....	163
Racine Horlick.....	772
Racine Park (2 games).....	533
River Falls.....	424
Sheboygan North.....	203
Sheboygan South (2 games).....	2,266
Sun Prairie.....	529
Superior (2 games).....	1,320
Verona Area (2 games).....	713
Waterford.....	389
Wausaukee (2 games).....	1,676
Waukesha North (2 games).....	1,040
Wausau East (2 games).....	1,645
Wausau West.....	997
Wauwatosa East.....	603
Wauwatosa West.....	364
West Allis Central.....	325
West Bend West.....	444
Whitnall (2 games).....	1,008
Wisconsin Rapids.....	
Lincoln (2 games).....	1,552
Total.....	51,721

Regionals - Div. 2

Adams-Friendship (2 games).....	770
Altoona (2 games).....	1,314
Appleton East.....	1,167
Ashland.....	399
Baldwin-Woodville.....	446
Baraboo.....	1,079
Bay Port.....	1,918
Black River Falls.....	914
Brown Deer.....	281
Brodhead.....	343
Catholic Memorial.....	405

Cedar Grove-Belgium.....	460
Delavan-Darien.....	315
Denmark.....	747
East Troy (2 games).....	1,210
Edgerton.....	389
Evansville (2 games).....	1,235
Fox Valley Lutheran.....	444
Freedom.....	612
Gale-Ettrick- Trempealeau (2 games).....	1,049
Greendale.....	370
Greenfield.....	488
Hartford Union.....	1,008
Jefferson.....	553
Kimberly.....	721
Lakeland (2 games).....	504
Lakeside Lutheran (2 games).....	1,279
Lake Mills.....	236
Little Chute.....	556
Madison Edgewood.....	394
Manitowoc Lincoln.....	1,338
Marquette University H.S.....	855
Mauston.....	512
Mayville.....	196
Medford Area.....	466
Milwaukee Lutheran (2 games).....	601
Milwaukee Marshall Campus (2 games).....	479
Milwaukee North.....	76
Monroe (2 games).....	1,643
Mosinee.....	217
New Berlin Eisenhower (2 games).....	1,124
New London (2 games).....	1,622
New Richmond (2 games).....	1,443
Northwestern (2 games).....	1,322
Notre Dame.....	383
Oconto.....	820
Oconto Falls.....	497
Onalaska.....	575
Osceola.....	519
Osseo-Fairchild.....	938
Pewaukee.....	1,178
Plymouth.....	636
Portage.....	617
Port Washington.....	537
Rice Lake (2 games).....	1,696
Ripon.....	419
River Valley.....	801
Saint John's NW Military Ac.....	638
Saint Thomas More.....	158
Seymour (2 games).....	2,267
Sheboygan Falls (2 games).....	607
Shorewood.....	312
Sparta.....	395
Spooner.....	568
Valders (2 games).....	1,628
Verona Area.....	920
Watertown.....	848
Waupun.....	908
Wausau West.....	329
Wautoma.....	363
West De Pere (2 games).....	896
Weyauwega-Fremont.....	430
Whitefish Bay.....	808
Wilmot Union.....	425
Wisconsin Dells (2 games).....	1,216
Wisconsin Lutheran.....	460
Wittenberg-Biramwood.....	271
Wrightstown.....	629
Xavier (2 games).....	1,604
Total.....	59,796

Regionals - Div. 3

Algoma.....	308
Altoona.....	1,244
Amery.....	605
Amherst (2 games).....	836

Aquinas (2 games).....	942
Auburndale.....	416
Boscobel.....	492
Brillion (2 games).....	1,289
Cambridge (2 games).....	944
Cameron.....	278
Cedar Grove- Belgium (2 games).....	528
Colby (2 games).....	1,111
Crivitz (2 games).....	924
Cuba City (2 games).....	855
Darlington.....	536
Deerfield.....	259
Dominican.....	142
Edgar.....	247
Evansville.....	909
Fall Creek (2 games).....	1,318
Fort Atkinson.....	494
Gillett.....	471
Glenwood City (2 games).....	749
Grantsburg (2 games).....	620
Hayward.....	558
Heritage Christian.....	133
Howards Grove (2 games).....	907
Hurley.....	369
Iowa-Grant.....	452
Kenosha Christian Life.....	374
Kenosha Reuther.....	158
Kewaunee.....	416
Laconia (2 games).....	1,333
Ladysmith.....	329
Luck (2 games).....	1,440
Manitowoc Lutheran.....	280
Marathon (2 games).....	1,034
Markesan.....	285
Marshall (2 games).....	908
Menomonie.....	1,076
Milwaukee Madison Academic Campus.....	92
Mondovi (2 games).....	1,663
New Glarus (2 games).....	1,349
Oakfield.....	250
Oconto Falls.....	702
Onalaska.....	1,301
Oostburg (2 games).....	706
Osseo-Fairchild.....	701
Owen-Withee.....	376
Pacelli.....	353
Pardeeville (2 games).....	856
Peshigo.....	376
Poynette (2 games).....	786
Racine Case.....	1,133
Racine Lutheran (2 games).....	839
Racine Saint Catherine's (2 games).....	1,136
Regis.....	528
Richland Center.....	475
Roncalli (2 games).....	1,106
Saint Croix Central.....	286
Saint Croix Falls.....	311
Seymour.....	1,382
Sheboygan North.....	858
Sheboygan South.....	532
Stevens Point.....	920
The Hope School.....	95
Thorp.....	317
Three Lakes (2 games).....	933
Tri-County (2 games).....	678
Turner.....	463
Viroqua (2 games).....	1,335
Washburn (2 games).....	839
Waterloo.....	275
Watertown Luther Prep School (2 games).....	429
Waupaca.....	454
Westby.....	517
Whitehall.....	589
Wild Rose.....	293
Winnebago Lutheran Academy.....	467
Wisconsin Lutheran.....	200
Total.....	53,470

Regionals - Div. 4

Albany.....	284
Alma.....	147
Almond-Bancroft.....	290
Antigo.....	301
Arcadia.....	641
Assumption (2 games).....	768
Barneveld (2 games).....	628
Belmont.....	183
Benton (2 games).....	845
Blair-Taylor (2 games).....	1,068
Bowler (2 games).....	337
Brillion.....	417
Catholic Central.....	197
Cedarburg.....	313
Central Wisconsin Christian.....	192
Clayton (2 games).....	519
Clinton.....	342
Columbus Catholic (2 games).....	763
Conserve (2 games).....	213
Cornell (2 games).....	879
Coulee Region Christian.....	135
Cumberland.....	654
Darlington.....	998
Drummond (2 games).....	575
Eau Claire Immanuel Lutheran.....	142
Faith Christian (2 games).....	634
Fall River (2 games).....	1,031
Flambeau.....	270
Gibraltar (2 games).....	636
Gilmanton (2 games).....	543
Goodman (2 games).....	386
Green Bay NEW Lutheran.....	196
Green Lake.....	208
Hillsboro (2 games).....	692
Kickapoo.....	178
Kohler.....	221
Lake Holcombe.....	183
Lakeland.....	682
Lancaster.....	380
Laona.....	167
Living Word Lutheran (2 games).....	225
Marion.....	332
Markesan.....	1,037
McDonnell Central (2 games).....	771
Mellen.....	214
Monticello (2 games).....	772
Neillsville.....	712
New Auburn.....	243
North Crawford (2 games).....	678
Northwood.....	254
Phelps.....	125
Pittsville.....	763
Plum City.....	238
Port Edwards.....	251
Potosi (2 games).....	654
Prentice (2 games).....	775
Pulaski.....	606
Randolph (2 games).....	792
Reedsburg Area.....	735
Rib Lake (2 games).....	696
River Ridge.....	333
Rosholt (2 games).....	501
Royall (2 games).....	624
Saint Mary Central (2 games).....	309
Saint Thomas Aquinas Academy.....	157
Sheboygan County Christian.....	433
Shell Lake.....	236
Shullsburg.....	368
Siren.....	290
Solon Springs.....	248
Southwestern.....	305
Spring Valley (2 games).....	687
Stevens Point.....	735
Stockbridge.....	240
Suring (2 games).....	664

Turtle Lake.....	273
University Lake School.....	63
Wabeno.....	137
Webster.....	286
Weston.....	195
Williams Bay.....	145
Total.....	36,340

Sectionals - Div. 1

Eau Claire Memorial.....	1,496
Germantown (4 games).....	11,751
Janesville Craig.....	4,774
Marshfield.....	2,084
Oshkosh North.....	6,930
Pulaski.....	10,579
Racine Case.....	4,112
Wausaukee.....	5,200
Wausau West.....	2,139
Total.....	49,065

Sectionals - Div. 2

Durand.....	1,805
Germantown.....	1,496
Homestead.....	1,129
Janesville Parker.....	525
Pulaski.....	9,309
Stevens Point.....	831
Spooner.....	2,340
Sun Prairie.....	1,390
Waukesha South.....	1,383
Wausaukee.....	1,490
Total.....	21,698

Sectionals - Div. 3

Antigo.....	1,467
Ashwaubenon.....	2,073
Baraboo.....	1,608
Chippewa Falls.....	1,623
Eau Claire North.....	1,808
Manitowoc Lincoln.....	2,365
Neillsville.....	989
Oak Creek.....	1,122
Sauk Prairie.....	1,312
Somerset.....	753
West Allis Central.....	1,160
West Bend East.....	836
Total.....	17,116

Sectionals - Div. 4

Appleton North.....	1,182
Beaver Dam.....	1,378
Fort Atkinson.....	1,600
Janesville Craig.....	839
Oconto Falls.....	798
Onalaska.....	1,266
Osseo-Fairchild.....	1,132
Richland Center.....	1,123
Spooner.....	3,376
Wausau West.....	575
Total.....	13,269

Summary
Regionals

Division 1.....	51,721
Division 2.....	59,796
Division 3.....	53,470
Division 4.....	36,340
Total.....	201,327

Sectionals

Division 1.....	49,065
Division 2.....	21,698
Division 3.....	17,116
Division 4.....	13,269
Total.....	101,148
State.....	93,321
Grand Total.....	395,796

Boys Basketball

Boys Basketball Financial Statement

Regional Receipts	
Tickets	\$ 798,114.00
Broadcast Rights	12,070.00
Total Regional Receipts	\$ 810,184.00
Regional Expenses	
Meet Allowances	\$ 281,894.42
Officials Fees	68,104.10
Trophies & Awards	4,066.00
Total Regional Expenses	\$ 354,064.52
Sectional Receipts	
Tickets	\$ 443,363.00
Broadcast Rights	4,350.00
Total Sectional Receipts	\$ 447,713.00
Sectional Expenses	
Meet Allowances	\$ 161,340.42
Officials Fees	15,357.97
Trophies & Awards	2,151.00
Total Sectional Expenses	\$ 178,849.39
State Receipts	
Tickets	\$ 746,568.00
Programs	16,559.00
Program Ads	8,209.50
Television Receipts	40,000.00
Radio Receipts	4,600.00
Royalties	3,598.29
Postage	4,422.00
Total State Receipts	\$ 823,956.79
State Expenses	
Running Meet (Including Rent)	\$ 236,469.92
Programs	11,628.81
Officials Fees	8,673.29
Trophies & Awards	3,365.20
Participant Travel	44,612.00
Total State Expenses	\$ 304,749.22
GRAND TOTAL RECEIPTS	\$ 2,081,853.79
GRAND TOTAL EXPENSES	837,663.13
DIFFERENCE	\$ 1,244,190.66

Top Sectional Boys Basketball Attendance

Division 1

(4-Game Program)

11,751 - 2009 - Germantown

(3-Game Program)

16,621 - 1970 - Madison (Coliseum)	10,013 - 1999 - Oshkosh West
13,890 - 1968 - Madison (Coliseum)	9,974 - 1968 - Green Bay (Arena)
13,581 - 1971 - Madison (Coliseum)	9,858 - 1980 - Green Bay (Arena)
12,183 - 1972 - Madison (Coliseum)	9,820 - 1972 - Green Bay (Arena)
11,412 - 1970 - Green Bay (Arena)	9,781 - 1978 - Green Bay (Arena)
11,243 - 1992 - Ashwaubenon	9,748 - 1973 - Green Bay (Arena)
11,237 - 1967 - Green Bay (Arena)	9,564 - 2008 - Germantown
11,211 - 1988 - Green Bay (Arena)	9,521 - 2001 - Milwaukee
11,204 - 2002 - De Pere	9,497 - 2003 - Green Bay Preble
11,155 - 1969 - Green Bay (Arena)	9,400 - 2007 - Green Bay East
11,103 - 1974 - Oshkosh (Kolf)	9,228 - 1972 - Oshkosh (Kolf)
11,020 - 1965 - Green Bay (Arena)	9,181 - 1976 - Oshkosh (Kolf)
10,972 - 1974 - Madison (Coliseum)	9,000 - 1970 - Whitefish Bay
10,899 - 1990 - Green Bay West	8,960 - 1977 - Green Bay (Arena)
10,653 - 1966 - Green Bay (Arena)	8,843 - 1989 - Green Bay West
10,592 - 2007 - Germantown	8,787 - 1978 - Oshkosh West
10,579 - 2009 - Pulaski	8,687 - 1973 - Madison La Follette
10,322 - 1971 - Green Bay (Arena)	8,499 - 1988 - Oshkosh (Kolf)
10,299 - 2005 - Ashwaubenon	8,457 - 1993 - Bay Port
10,229 - 1992 - Oshkosh	8,391 - 1993 - Oshkosh
10,177 - 1975 - Green Bay (Arena)	8,350 - 1991 - Oshkosh Kolf
10,075 - 1975 - Madison (Field House)	8,349 - 1979 - Green Bay (Arena)
10,053 - 1975 - Oshkosh West	8,259 - 2001 - Green Bay West

Division 2

10,841 - 1990 - Green Bay West	9,176 - 1989 - Green Bay West
10,590 - 1992 - Ashwaubenon	9,114 - 1988 - Green Bay (Arena)
9,498 - 2003 - Green Bay Preble	8,945 - 1994 - De Pere
9,433 - 1983 - Green Bay (Arena)	8,884 - 2005 - Ashwaubenon
9,309 - 2009 - Pulaski	8,821 - 2002 - De Pere

Division 3

6,623 - 1992 - Wausau West	5,937 - 1974 - La Crosse (Audit.)
6,246 - 1976 - La Crosse (Univ.)	5,919 - 1972 - La Crosse (Audit.)
6,146 - 1978 - La Crosse (Audit.)	5,810 - 1990 - Wausau West
5,963 - 1979 - La Crosse (Audit.)	5,765 - 1977 - La Crosse (Audit.)
5,939 - 1975 - La Crosse (Audit.)	5,749 - 1983 - Wausau West

Division 4

6,658 - 1995 - La Crosse Logan	5,096 - 1993 - Spooner
--------------------------------	------------------------

Boys Tournament Paid Attendance Figures

	PRESTATE	STATE	TOTAL		PRESTATE	STATE	TOTAL
1945	227,904	28,198	256,102	1978	277,400	67,495	344,895
1946	265,340	43,794	309,134	1979	278,212	73,411	351,623
1947	262,263	52,254	314,517	1980	286,581	72,462	359,043
1948	264,864	56,831	321,695	1981	300,842	69,715	370,557
1949	263,394	61,197	324,591	1982	292,257	75,030	367,287
1950	254,785	58,432	313,217	1983	275,748	72,685	348,433
1951	257,846	58,896	316,742	1984	276,114	74,322	350,436
1952	267,233	62,516	329,749	1985	274,029	71,270	345,299
1953	291,307	60,157	351,464	1986	257,866	71,226	329,092
1954	282,786	64,855	347,641	1987	272,905	73,291	346,196
1955	254,570	74,136	328,706	1988	280,775	75,641	356,416
1956	274,140	74,291	348,431	1989	268,910	73,584	342,494
1957	232,386	71,277	303,663	1990	291,394	74,142	365,536
1958	251,165	75,787	326,952	1991	241,968	83,134	325,102
1959	240,843	74,659	315,502	1992	286,340	88,605	374,945
1960	253,667	76,930	330,607	1993	286,640	86,946	373,586
1961	278,481	75,750	354,231	1994	256,617	88,213	344,830
1962	267,980	74,126	342,106	1995	277,934	87,725	365,659
1963	261,064	70,964	332,028	1996	270,487	87,334	357,821
1964	278,294	73,103	351,397	1997	251,106	81,951	333,057
1965	305,560	75,606	381,166	1998	253,054	100,672	353,726
1966	306,604	76,330	382,934	1999	267,242	94,877	362,119
1967	305,747	76,825	382,625	2000	257,283	91,728	349,011
1968	338,163	79,744	417,907	2001	302,336	94,311	396,647
1969	341,831	80,421	422,252	2002	291,255	97,286	388,541
1970	362,217	82,698	444,915	2003	297,593	93,000	390,593
1971	355,233	81,100	436,333	2004	301,674	92,868	394,542
1972	328,332	72,882	401,214	2005	311,817	85,021	396,838
1973	308,505	71,489	379,994	2006	315,591	96,484	412,075
1974	309,870	68,339	378,209	2007	295,057	94,505	389,562
1975	333,876	71,960	405,836	2008	263,032	93,256	356,288
1976	289,502	69,351	358,853	2009	302,475	93,321	395,796
1977	287,618	67,962	355,580				

Girls Basketball

The began sponsoring a girls basketball tournament program in 1976.

The first champions were Madison West in Class A, Lancaster in Class B and Marshall in Class C, with Neenah, Clinton and Bloomington respective runners-up.

The tournament was held at the University of Wisconsin Field House in Madison exclusively until the tournament was played in the Kohl Center in 1998, and again in 2001 and 2003. It returned to the UW Field House for the 1999, 2000 and 2002 State Tournaments. The Alliant Energy Center in Madison became the home for the girls tournament for the first time in 2004 and was the site of the tournament again from 2006-2009. The tournament will again return to the Kohl Center in 2010.

The tournament followed a three-class format until 1990-91 when a four-division

format was adopted. After a two-year experimental period, the division format became permanent in 1992-93.

Cuba City and Janesville Parker has been to the State Tournament more than any other school with 12 appearances. Durand, Fall Creek and Milwaukee Washington are next with 10 State Tournaments.

Kimberly, Prentice and Watertown have made eight appearances. Arrowhead, Barneveld, Flambeau Hudson, Merrill, Monroe, Neenah, Oostburg, Owen-Withee and West Allis Hale have seven. Those with six appearances include Amherst, Eau Claire Memorial, Fond du Lac, Hartford, Madison West, Newman Catholic, Oshkosh West and Portage.

Cuba City leads in the number of State titles won with eight, followed by Milwaukee Washington with five. Barneveld; Fall Creek; Flambeau; and


Kimberly have four, and Luxemburg-Casco; Milwaukee Vincent; Monroe; Oostburg; Prentice; and Janesville Parker are next with three. Algoma, Amherst, Arrowhead, Columbus, De Pere, Durand, Grafton, Hudson, Lancaster, Madison West, Marshall, McFarland, North Fond du Lac, Oshkosh West and Pecatonica all have won two championships.

Cuba City (2005-07), Flambeau (2006-08), Milwaukee Vincent (2007-09) and Milwaukee Washington (1994-96) are the only schools with three consecutive State championships. Barneveld (1998-99), Columbus (2002-03), Cuba City (1990-91), Durand (1986-87), Fall Creek (1987-88), Janesville Parker (2000-01), Marshall (1976-77), Oshkosh West (2003-04) and Pecatonica (1993-94) have won back-to-back championships. There have been 70 different schools that have won championships.



**MILWAUKEE VINCENT – GIRLS BASKETBALL
CHAMPIONS (DIVISION 1) – 2008-2009**

Team members: Chelan Landry, Ashanti Benson, Iesha Eaton, Tynika Rodgers, Chasity Rhodes, Samara White, Telena Nash, Christina Danzy, Jessica Johnson, Toni Holt, Teaira Martin, Kiana Jacobs, Ashley Birts, Sydney Howard, Nicole Griffin.



**AMHERST – GIRLS BASKETBALL
CHAMPIONS (DIVISION 3) – 2008-2009**

Team members: Taylor Strand, Ali Stratton, Kate Glodowski, Jenna Pitt, Lindsey Makuski, Marissa Trzebiatowski, Ashley Holden, Ellen Maves, Maren Mott, Kelsey Blackford, Melzy Peterson, Shelby Serafin, Claire Glodowski.



**GRAFTON – GIRLS BASKETBALL
CHAMPIONS (DIVISION 2) – 2008-2009**

Team members: Christy Collins, Shauna Binsfeld, Hilary Wellnitz, Ashley Pfannerstill, Kaitlyn Brandenburg, Ali Lorge, Mary Kalies, Erin Bode, Miranda Tyler, Carley Pfannerstill, Sarah Eichler, Hannah Eichler, Abbey Benzschawel, Emily VanLangen.



**SAINT MARY CENTRAL – GIRLS BASKETBALL
CHAMPIONS (DIVISION 4) – 2008-2009**

Team members: Maggie Pawlowski, Rachel Brown, Nicole Peeters, Meghan Kellner, Leisa Conn, Amanda Vegso, Megan Miner, Clare Englebert, Kate Fuller, Katie Houselog, Jennifer Loderbauer, Brittany Schaffer, Caitlin Grassmann, Erin Andersen, Samantha Hawkins.

Girls Basketball

Division 2 Semifinals

GRAFTON 53, MONROE 45

VISITORS: GRAFTON 23-2

Name	TOT-FG		3 PT		FT		Rebounds								
	FG-FGA	FG-FGA	FG-FGA	FG-FGA	FTA	OF	DE	TOT	PF	TP	A	TO	BLK	S	MIN
43 Eichler, Sarah..... f	10-24	1-1	3-4	3	3	6	3	24	2	5	0	0	0	0	27
35 Tyler, Myranda..... c	2-4	0-0	5-6	3	4	7	2	9	1	1	2	2	2	1	29
15 Wellnitz, Hilary..... g	0-3	0-2	2-2	1	2	3	3	2	2	2	0	0	1	1	29
21 Pfannerstill, Ashley..... g	0-1	0-1	0-0	0	1	1	0	0	0	0	0	0	1	1	12
31 Kaiies, Mary..... g	1-2	1-2	0-0	0	0	0	1	3	1	1	0	1	0	1	12
11 Collins, Christy.....	0-0	0-0	0-0	0	0	0	0	0	0	0	0	0	0	0	0+
13 Binsfeld, Shauna.....	2-2	2-2	0-0	0	1	1	1	6	1	0	0	0	0	0	14
23 Brandenburg, Kaitlyn.....	0-0	0-0	0-0	0	1	1	1	0	0	0	0	0	0	0	4
25 Lorge, Ali.....	0-0	0-0	0-0	0	0	0	0	0	0	0	0	0	0	0	6
33 Bode, Erin.....	0-0	0-0	0-0	0	0	0	0	0	0	0	0	0	0	0	0+
41 Pfannerstill, Carley.....	0-0	0-0	0-0	0	0	0	0	0	0	0	0	0	0	0	0+
45 Eichler, Hannah.....	2-3	1-2	2-2	0	1	1	4	7	2	1	0	2	2	0	20
51 Benzschawel, Abbey.....	1-2	0-0	0-0	0	1	1	0	2	0	0	0	0	0	0	7
53 VanLangen, Emily.....	0-0	0-0	0-0	0	0	0	0	0	0	0	0	0	0	0	0+
TEAM.....				2		2									
Totals.....	18-41	5-10	12-14	9	14	23	15	53	9	10	2	7	160		
TOTAL FG% 1st Half: 11-25	44.0%	2nd Half: 7-16	43.8%					Game: 43.9%					DEADB		
3-Pt. FG% 1st Half: 3-8	37.5%	2nd Half: 2-2	100%					Game: 50.0%					REBS		
F Throw % 1st Half: 1-2	50.0%	2nd Half: 11-12	91.7%					Game: 85.7%							1

HOME TEAM: MONROE 23-3

Name	TOT-FG		3 PT		FT		Rebounds								
	FG-FGA	FG-FGA	FG-FGA	FG-FGA	FTA	OF	DE	TOT	PF	TP	A	TO	BLK	S	MIN
42 Hermanson, Ashley..... f	3-8	0-0	3-4	5	3	8	5	9	1	1	2	0	0	0	22
44 Armstrong, Jamie..... f	3-5	1-1	1-4	6	4	10	4	8	0	1	2	1	0	0	29
10 Sutter, Gwen..... g	2-9	0-2	4-5	0	2	2	1	8	2	6	0	2	2	0	29
22 Rufenacht, Emily..... g	4-10	2-4	0-0	1	0	1	0	10	1	2	0	0	0	0	30
34 Sellnow, Kyleigh..... g	1-6	1-4	2-2	0	1	1	2	5	2	1	0	0	0	0	23
04 Brice, Chelsea.....	0-0	0-0	0-0	0	0	0	0	0	1	1	0	0	0	0	5
12 Ubert, Marissa.....	0-0	0-0	0-0	0	0	0	0	0	0	1	0	0	0	0	0+
14 Bennett, Paisley.....	0-0	0-0	0-0	0	0	0	0	0	0	0	0	0	0	0	0+
20 Studer, Alyssa.....	0-0	0-0	0-0	0	0	0	0	0	0	0	0	0	0	0	0+
30 Kennison, Morgan.....	2-2	1-1	0-2	0	2	2	1	5	0	1	0	0	0	0	11
32 Kennison, Abby.....	0-0	0-0	0-0	0	0	0	0	0	0	0	0	0	0	0	0+
40 Bertaot, Sommer.....	0-0	0-0	0-0	0	0	0	0	0	0	0	0	0	0	0	0+
52 Ritschard, Kylee.....	0-0	0-0	0-0	0	2	2	1	0	0	0	0	0	0	0	10
TEAM.....				2		2									
Totals.....	15-40	5-12	10-17	14	14	28	14	45	7	15	4	3	160		
TOTAL FG% 1st Half: 8-18	44.4%	2nd Half: 7-22	31.8%					Game: 37.5%					DEADB		
3-Pt. FG% 1st Half: 2-5	40.0%	2nd Half: 3-7	42.9%					Game: 41.7%					REBS		
F Throw % 1st Half: 6-11	54.5%	2nd Half: 4-6	66.7%					Game: 58.8%							4,1

OFFICIALS: Wayne Brevik, Tim McIntyre, Tim Widiker

TECHNICAL FOULS: GRAFTON-None. MONROE-None.

Score by Periods:	1st	2nd	3rd	4th	Total
GRAFTON.....	8	18	10	17	53
MONROE.....	13	11	7	14	45

DURAND 55, NOTRE DAME 44

VISITORS: DURAND 23-2

Name	TOT-FG		3 PT		FT		Rebounds								
	FG-FGA	FG-FGA	FG-FGA	FG-FGA	FTA	OF	DE	TOT	PF	TP	A	TO	BLK	S	MIN
32 Schoeder, Samantha..... f	4-14	3-9	0-0	2	8	10	1	11	3	4	0	1	13		
44 Oison, Rachel..... c	3-7	0-0	4-4	4	3	7	2	10	1	2	0	1	1	1	28
05 Hoyt, Samantha..... g	6-14	1-2	4-4	3	1	4	4	17	3	2	0	0	0	0	29
21 Wegner, Teisha..... g	0-0	0-0	0-0	0	1	1	0	0	1	1	0	1	0	1	20
23 Doverspike, Amber..... g	3-5	3-4	3-4	2	2	4	3	12	3	2	0	0	0	0	28
12 Bauer, Danielle.....	0-0	0-0	0-0	0	0	0	0	0	1	1	0	0	0	0	10
20 Danzinger, Michaela.....	0-0	0-0	0-0	0	0	0	0	0	0	1	0	0	0	0	0+
22 Baier, Carissa.....	0-0	0-0	0-0	0	0	0	0	0	0	0	0	0	0	0	1
30 Tomlinson, Taylor.....	0-0	0-0	1-2	0	0	0	0	1	0	0	0	0	0	0	1
43 Danzinger, Rachael.....	2-3	0-1	0-0	3	1	4	0	4	0	1	1	1	1	1	11
50 Brusoe, Courtney.....	0-0	0-0	0-0	0	0	0	0	0	0	0	0	0	0	0	1
TEAM.....				2		2									
Totals.....	18-43	7-16	12-14	14	18	32	10	55	12	14	1	4	160		
TOTAL FG% 1st Half: 9-20	45.0%	2nd Half: 9-23	39.1%					Game: 41.9%					DEADB		
3-Pt. FG% 1st Half: 4-8	50.0%	2nd Half: 3-8	37.5%					Game: 43.8%					REBS		
F Throw % 1st Half: 3-3	100%	2nd Half: 9-11	81.8%					Game: 85.7%							1

HOME TEAM: NOTRE DAME 17-9

Name	TOT-FG		3 PT		FT		Rebounds								
	FG-FGA	FG-FGA	FG-FGA	FG-FGA	FTA	OF	DE	TOT	PF	TP	A	TO	BLK	S	MIN
12 Ross, Kendall..... f	0-3	0-0	0-0	0	2	2	1	0	0	0	0	0	0	0	8
13 Heyrman, Emily..... f	1-4	0-0	0-0	1	4	5	2	2	4	4	1	1	1	1	25
05 Van Hemelryk, Sara..... g	1-7	1-5	3-4	0	1	1	2	6	1	0	0	1	0	1	25
10 Hietpas, Jaide..... g	2-7	1-2	2-2	2	1	3	2	7	2	1	0	1	0	1	28
15 Byrne, Lauren..... g	0-2	0-0	0-0	0	1	1	0	0	1	1	1	1	1	1	14
03 Anderson, Jordan.....	0-2	0-1	0-0	1	0	1	0	0	0	0	0	0	2	7	7
04 Zurawski, Alexandra.....	2-2	0-0	0-0	0	0	0	0	4	0	0	0	0	0	0	4
11 Faichild, Kelsey.....	0-0	0-0	0-0	0	1	1	0	0	0	0	0	0	0	0	2
21 Klingert, MacKenzie.....	1-2	1-1	2-2	2	0	2	1	5	0	0	0	1	1	1	11
22 Brunner, Tammy.....	4-7	0-1	1-2	2	1	3	2	9	1	1	0	1	0	1	11
23 Curtis, Mari.....	1-1	0-0	0-0	0	0	0	0	2	0	0	0	0	0	0	1
25 Heyrman, Liz.....	0-0	0-0	0-0	1	0	1	0	0	1	0	0	0	0	0	2
32 Griep, Stephanie.....	4-7	0-0	1-1	1	1	2	1	9	0	0	0	0	0	0	21
33 Zoch, Amanda.....	0-1	0-1	0-0	0	0	0	2	0	0	0	0	0	0	0	1
TEAM.....				1		1									
Totals.....	16-45	3-11	9-11	11	12	23	13	44	10	7	2	8	160		

TOTAL FG% 1st Half: 4-20	20.0%	2nd Half: 12-25	48.0%	Game: 35.6%	DEADB
3-Pt. FG% 1st Half: 1-5	20.0%	2nd Half: 2-6	33.3%	Game: 27.3%	REBS
F Throw % 1st Half: 3-4	75.0%	2nd Half: 6-7	85.7%	Game: 81.8%	2

OFFICIALS: Jason Dahl, David Schumacher, Tim Shookman

TECHNICAL FOULS: DURAND-None. NOTRE DAME-None.

Score by Periods:	1st	2nd	3rd	4th	Total
DURAND.....	10	15	14	16	55
NOTRE DAME.....	3	9	12	20	44

Division 3 Championship

AMHERST 41, CUBA CITY 37

VISITORS: AMHERST 27-0

Name	TOT-FG		3 PT		FT		Rebounds								
	FG-FGA	FG-FGA	FG-FGA	FG-FGA	FTA	OF	DE	TOT	PF	TP	A	TO	BLK	S	MIN
23 Maves, Ellen..... f	2-6	0-0	0-0	2	2	4	2	4	2	4	0	1	0	1	14
44 Glodowski, Claire..... c	3-9	1-1	0-1	3	6	9	5	7	0	1	0	2	0	2	26
04 Stratton, Ali..... g	2-5	0-0	2-3	2	0	2	3	6	3	7	0	1	0	1	26
10 Glodowski, Kate..... g	5-12	0-2	2-3	3	7	10	3	12	1	2	3	5	28		
12 Pitt, Jenna..... g	3-15	0-4	2-2	3	8	11	1	8	6	7	0	1	3	1	31
21 Trzebiatowski, Maris.....	0-1	0-0	0-0	2	0	2	0	0	0	1	1	2	17		
22 Holden, Ashley.....	2-4	0-0	0-0	0	0	0	0	1	4	0	1	0	0	0	6
40 Serafin, Shelby.....	0-1	0-0	0-0	0	3	3	2	0	0	0	1	1	1	1	12
TEAM.....				1		1									
Totals.....	17-53	1-7	6-9	16	26	42	17	41	10	20	5	13	160		
TOTAL FG% 1st Half: 8-28	28.6%	2nd Half: 9-25	36.0%					Game: 32.1%					DEADB		
3-Pt. FG% 1st Half: 0-5	0.0%	2nd Half: 1-2	50.0%					Game: 14.3%					REBS		
F Throw % 1st Half: 2-2	100%	2nd Half: 4-7	57.1%					Game: 66.7%							0

HOME TEAM: CUBA CITY 26-1

Name	TOT-FG		3 PT		FT		Rebounds								
	FG-FGA	FG-FGA	FG-FGA	FG-FGA	FTA	OF	DE	TOT	PF	TP	A	TO	BLK	S	MIN
04 Kaiser, Emily..... f	3-10	0-2	2-5	7	6	13	3	8	4	4	2	7	3	1	31
22 Langmeier, Katie..... f	3-11	0-0	0-0	2	6	8	3	6	0	2	0	2	0	2	25
01 Brice, Danielle..... f	1-3	0-0	2-3	0	3	3	2	4							

AMHERST 55, FALL CREEK 46

VISITORS: AMHERST 26-0

Name	TOT-FG			Rebounds			PF	TP	A	TO	BLK	S	MIN
	FG-FGA	3 PT-FTA	FT-FTA	OF	DE	TOT							
23 Maves, Ellen	1-1	0-0	0-0	0	0	0	3	2	1	3	0	2	13
34 Peterson, Melzy	0-0	0-0	0-0	0	0	0	0	0	0	0	0	0	8
04 Stratton, Ali	3-9	0-0	4-4	0	0	0	3	10	4	3	1	0	32
10 Glodowski, Kate	3-10	0-3	3-4	4	9	13	1	9	3	7	0	5	31
12 Pitt, Jenna	4-6	1-2	0-1	0	5	5	0	9	4	2	0	6	18
21 Trzebniowski, Maris	3-7	0-0	1-2	3	1	4	2	7	1	1	0	1	24
22 Holden, Ashley	2-4	0-0	0-0	1	1	4	4	0	1	0	0	0	9
32 Blackford, Kelsey	0-0	0-0	0-0	0	0	0	1	0	0	0	0	0	2
40 Serafin, Shelby	0-0	0-0	0-0	0	0	0	1	0	0	0	0	0	1
44 Glodowski, Claire	5-14	0-2	4-4	2	1	3	2	14	1	1	0	1	22
TEAM				1	2	3							
Totals	21-51	1-7	12-15	10	19	29	17	55	14	18	1	15	160
TOTAL FG%	1st Half: 12-27	44.4%	2nd Half: 9-24	37.5%	Game: 41.2%	DEADB							
3-Pt. FG%	1st Half: 0-2	0.0%	2nd Half: 1-5	20.0%	Game: 14.3%	REBS							
F Throw %	1st Half: 1-2	50.0%	2nd Half: 11-13	84.6%	Game: 80.0%	1.2							

HOME TEAM: FALL CREEK 20-6

Name	TOT-FG			Rebounds			PF	TP	A	TO	BLK	S	MIN
	FG-FGA	3 PT-FTA	FT-FTA	OF	DE	TOT							
24 Anderson, Kassia	5-9	0-0	2-3	3	3	6	1	12	1	3	1	2	30
32 Treankler, Sam	0-0	0-0	0-0	0	0	0	1	0	0	0	0	1	7
42 Berg, Faith	6-12	0-1	3-3	2	3	5	2	15	0	4	3	0	30
10 Henrichs, Dana	0-3	0-1	0-0	1	2	3	2	0	1	2	0	1	18
22 Hanson, Katie	0-3	0-0	0-0	0	0	0	0	2	2	0	0	0	17
04 Gilbertson, Jessica	1-4	0-1	0-0	3	3	6	1	2	2	4	2	2	22
12 Geske, Jenni	3-7	0-3	3-8	2	4	6	3	9	3	9	0	1	23
34 Folkers, Katelymne	4-8	0-1	0-0	0	4	4	4	8	2	2	0	4	13
40 Duncan, Stacey	0-0	0-0	0-0	0	1	1	0	0	0	0	0	0	0+
TEAM				2	2	2							
Totals	19-46	0-7	8-14	11	22	33	14	46	11	27	6	11	160
TOTAL FG%	1st Half: 9-23	39.1%	2nd Half: 10-23	43.5%	Game: 41.3%	DEADB							
3-Pt. FG%	1st Half: 0-4	0.0%	2nd Half: 0-3	0.0%	Game: 0.0%	REBS							
F Throw %	1st Half: 2-4	50.0%	2nd Half: 6-10	60.0%	Game: 57.1%	1							

OFFICIALS: Gary Kneueppel, John Cardo, Dean Nemoir

TECHNICAL FOULS: AMHERST-None. FALL CREEK-None.

Score by Periods:

	1st	2nd	3rd	4th	Total
AMHERST	21	4	12	18	55
FALL CREEK	10	10	8	18	46

Division 4 Championship

SAINT MARY CENTRAL 45, POTOSI 42

VISITORS: POTOSI 25-2

Name	TOT-FG			Rebounds			PF	TP	A	TO	BLK	S	MIN
	FG-FGA	3 PT-FTA	FT-FTA	OF	DE	TOT							
00 Reising, Brianna	2-2	0-0	0-0	0	0	0	2	4	1	0	0	1	16
32 Tobin, Alison	1-11	1-5	4-4	8	5	13	2	7	1	3	0	2	26
05 Lass, Morgan	4-9	1-2	2-2	2	0	2	3	11	1	2	0	1	28
34 Wunderlin, Catie	0-1	0-0	0-0	5	1	6	2	0	0	0	0	0	11
35 Elskamp, Theresia	6-20	1-4	5-8	3	5	8	2	18	5	3	0	9	29
02 Fecht, Kayla	0-1	0-1	0-0	0	0	0	0	0	0	0	0	0	2
10 Fecht, Jodi	0-1	0-0	0-0	0	0	0	0	0	0	0	0	0	3
14 Reynolds, Katie	1-5	0-0	0-4	1	1	2	2	2	2	0	0	0	17
21 Flesch, Danielle	0-5	0-1	0-0	0	1	1	5	0	0	0	0	1	14
25 Keene, Reba	0-1	0-0	0-3	1	0	1	2	0	1	2	0	2	14
TEAM				1	1	2							
Totals	14-56	3-13	11-21	21	14	35	20	42	11	10	0	16	160
TOTAL FG%	1st Half: 4-22	18.2%	2nd Half: 10-34	29.4%	Game: 25.0%	DEADB							
3-Pt. FG%	1st Half: 0-5	0.0%	2nd Half: 3-8	37.5%	Game: 23.1%	REBS							
F Throw %	1st Half: 5-9	55.6%	2nd Half: 6-12	50.0%	Game: 52.4%	5							

HOME TEAM: SAINT MARY CENTRAL 23-4

Name	TOT-FG			Rebounds			PF	TP	A	TO	BLK	S	MIN
	FG-FGA	3 PT-FTA	FT-FTA	OF	DE	TOT							
24 Englebert, Clare	2-5	0-0	0-2	1	3	4	4	4	1	3	1	1	24
42 Schaffer, Brittany	4-8	2-6	4-5	3	9	12	2	14	1	5	0	0	31
10 Pawlowski, Maggie	1-5	0-1	0-2	0	3	3	1	2	2	5	0	0	32
11 Brown, Rachel	4-7	0-0	12-14	0	5	5	4	20	0	4	0	0	23
23 Miner, Megan	0-1	0-0	0-0	1	1	2	3	0	0	4	0	2	32
20 Kellner, Meghan	0-0	0-0	0-0	0	0	0	0	0	0	0	0	0	0+
21 Conn, Leisa	0-0	0-0	1-3	0	0	0	3	1	0	3	0	1	9
44 Grassmann, Caitlin	1-2	0-0	2-2	3	1	4	2	4	0	0	0	0	9
TEAM				2	2	2							
Totals	12-28	2-7	19-28	8	24	32	19	45	4	24	1	4	160
TOTAL FG%	1st Half: 7-14	50.0%	2nd Half: 5-14	35.7%	Game: 42.9%	DEADB							
3-Pt. FG%	1st Half: 2-5	40.0%	2nd Half: 0-2	0.0%	Game: 28.6%	REBS							
F Throw %	1st Half: 6-10	60.0%	2nd Half: 13-18	72.2%	Game: 67.9%	3.2							

OFFICIALS: Denita Lee-Johnson, Cliff Bell, Tallendra Carson

TECHNICAL FOULS: POTOSI-None. SAINT MARY CENTRAL-None.

Score by Periods:

	1st	2nd	3rd	4th	Total
POTOSI	6	7	12	17	42
SAINT MARY CENTRAL	14	8	10	13	45

Division 4 Semifinals

POTOSI 49, BLACK HAWK 42

VISITORS: BLACK HAWK 23-3

Name	TOT-FG			Rebounds			PF	TP	A	TO	BLK	S	MIN
	FG-FGA	3 PT-FTA	FT-FTA	OF	DE	TOT							
44 Wellnitz, Kim	5-13	0-3	1-3	1	8	9	5	11	1	2	3	0	22
12 Meier, Hailey	0-4	0-0	2-3	2	0	2	4	2	1	1	0	1	15

23 Lehner, Gabi	g	4-8	1-2	0-1	0	0	0	1	9	3	2	0	4	31
30 Butler, Paige	g	4-9	0-2	3-3	2	4	6	2	11	1	5	0	1	28
33 Meives, Maria	g	1-6	0-2	0-1	1	2	3	3	2	2	5	0	2	23
04 Rygh, Rachel	g	0-1	0-0	0-0	0	0	0	2	0	0	2	0	0	6
14 Place, Katie	g	1-1	0-0	0-1	0	3	3	4	2	1	0	0	1	14
22 Wellnitz, Melissa	g	2-6	1-1	0-0	0	3	3	2	5	2	3	1	0	19
31 Ermenz, Savannah	g	0-0	0-0	0-0	0	0	0	0	0	0	0	0	0	2
32 Argall, Riley	g	0-0	0-0	0-0	0	0	0	0	0	0	0	0	0	0+
55 Jorgenson, Cassie	g	0-0	0-0	0-0	0	0	0	0	0	0	0	0	0	0+
TEAM														
Totals		17-48	2-10	6-12	9	21	30	23	42	11	20	4	9	160
TOTAL FG%	1st Half: 8-27	29.6%	2nd Half: 9-21	42.9%	Game: 35.4%	DEADB								
3-Pt. FG%	1st Half: 0-4	0.0%	2nd Half: 1-6	33.3%	Game: 20.0%	REBS								
F Throw %	1st Half: 5-7	71.4%	2nd Half: 2-5	20.0%	Game: 50.0%	1								

HOME TEAM: POTOSI 25-1

Name	TOT-FG			Rebounds			PF	TP	A	TO	BLK	S	MIN	
	FG-FGA	3 PT-FTA	FT-FTA	OF	DE	TOT								
00 Reising, Brianna	f	3-3	0-0	0	3	3	4	6	0	2	0	1	13	
32 Tobin, Alison	f	2-7	1-2	5-6	1	4	5	1	10	2	1	0	26	
05 Lass, Morgan	g	5-6	1-1	2-5	0	3	3	13	0	5	0	3	31	
34 Wunderlin, Catie	g	0-0	0-0	0-0	1	1	1	0	1	1	0	2	10	
35 Elskamp, Theresia	g	3-12	0-3	5-7	1	10	11	2	11	2	8	1	31	
01 Koeller, Jade	g	0-0	0-0	0-0	0	0	0	0	0	0	0	0	0+	
02 Fecht, Kayla	g	0-0	0-0	0-0	0	0	0	0	0	0	0	0	0+	
03 Ames, Makila	g	0-0	0-0	0-0	0	0	0	0	0	0	0	0	0+	
10 Fecht, Jodi	g	0-0	0-0	0-0	0	0	0	0	0	0	0	0	1	
14 Reynolds, Katie	g	2-5	0-0	1-2	5	1	6	2	5	1	1	1	16	
15 Droessler, Katie	g	0-0	0-0	0-0	0	0	0	0	0	0	0	0	0+	
21 Flesch, Danielle	g	2-5	0-0	0-1	3	1	4	3	4	1	3	0	15	
25 Keene, Reba	g	0-2	0-0	0-0	1	1	2	0	1	2	0	1	17	
TEAM														
Totals		17-40	2-6	13-21	10	27	37	18	49	8	23	2	12	160
TOTAL FG%	1st Half: 9-22	40.9%	2nd Half: 8-18	44.4%	Game: 42.5%	DEADB								
3-Pt. FG%	1st Half: 2-3	66.7%	2nd Half: 0-3	0.0%	Game: 33.3%	REBS								
F Throw %	1st Half: 3-5	60.0%	2nd Half: 10-16	62.5%	Game: 61.9%	0								

OFFICIALS: Charles Morning, Craig Finstad, Scott Jonas

TECHNICAL FOULS: BLACK HAWK-None. POTOSI-None.

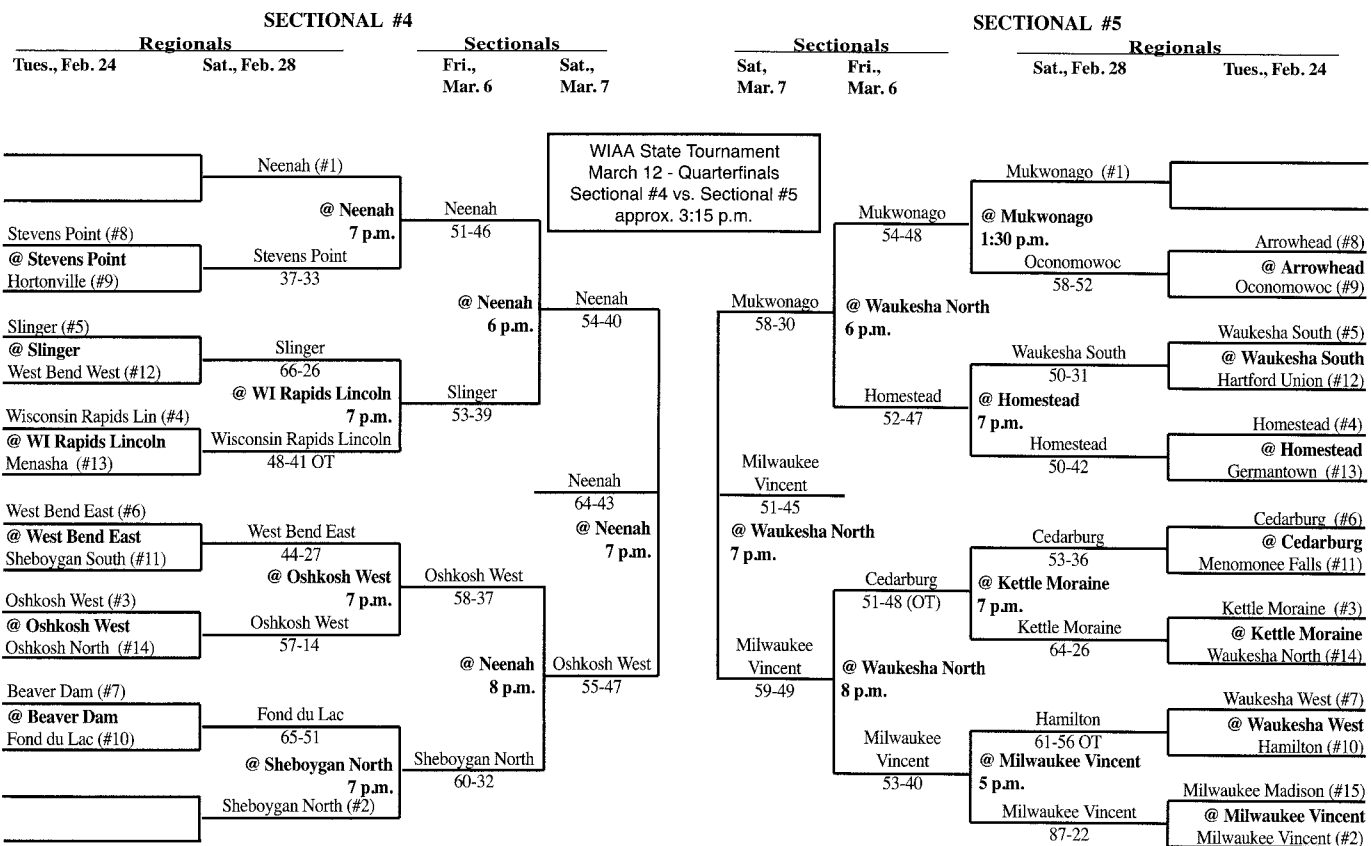
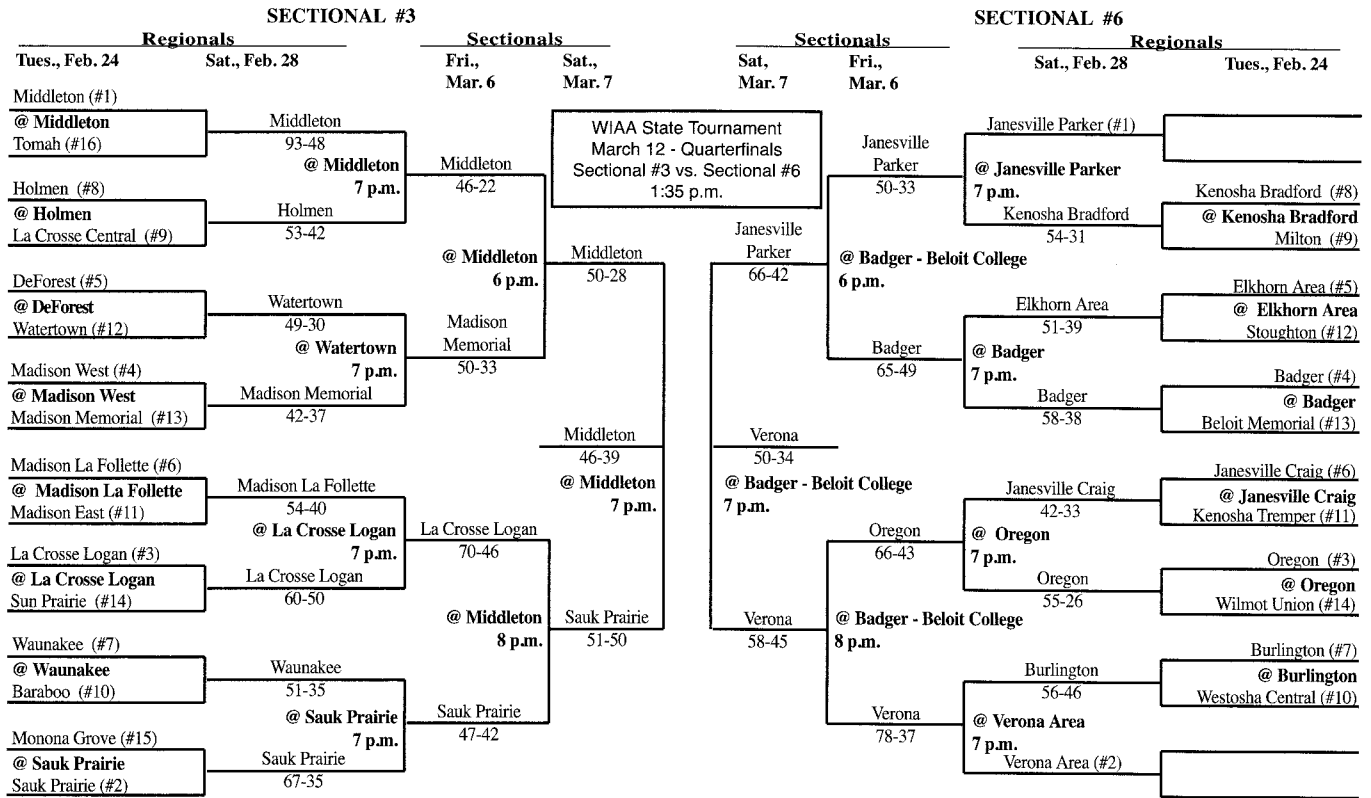
Score by Periods:

	1st	2nd	3rd	4th	Total
BLACK HAWK	13	8	13	8	42
POTOSI	12	11	7	19	49

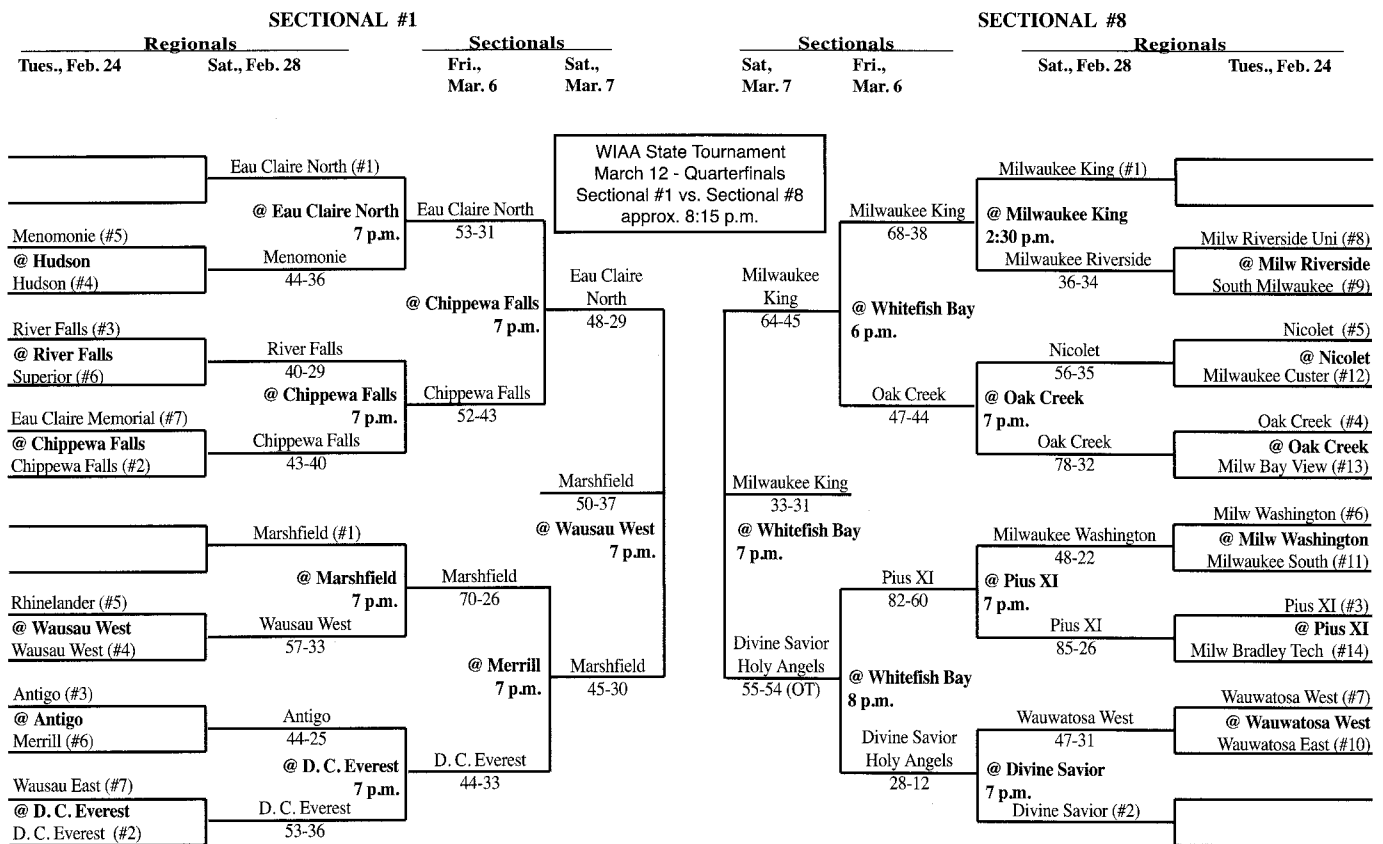
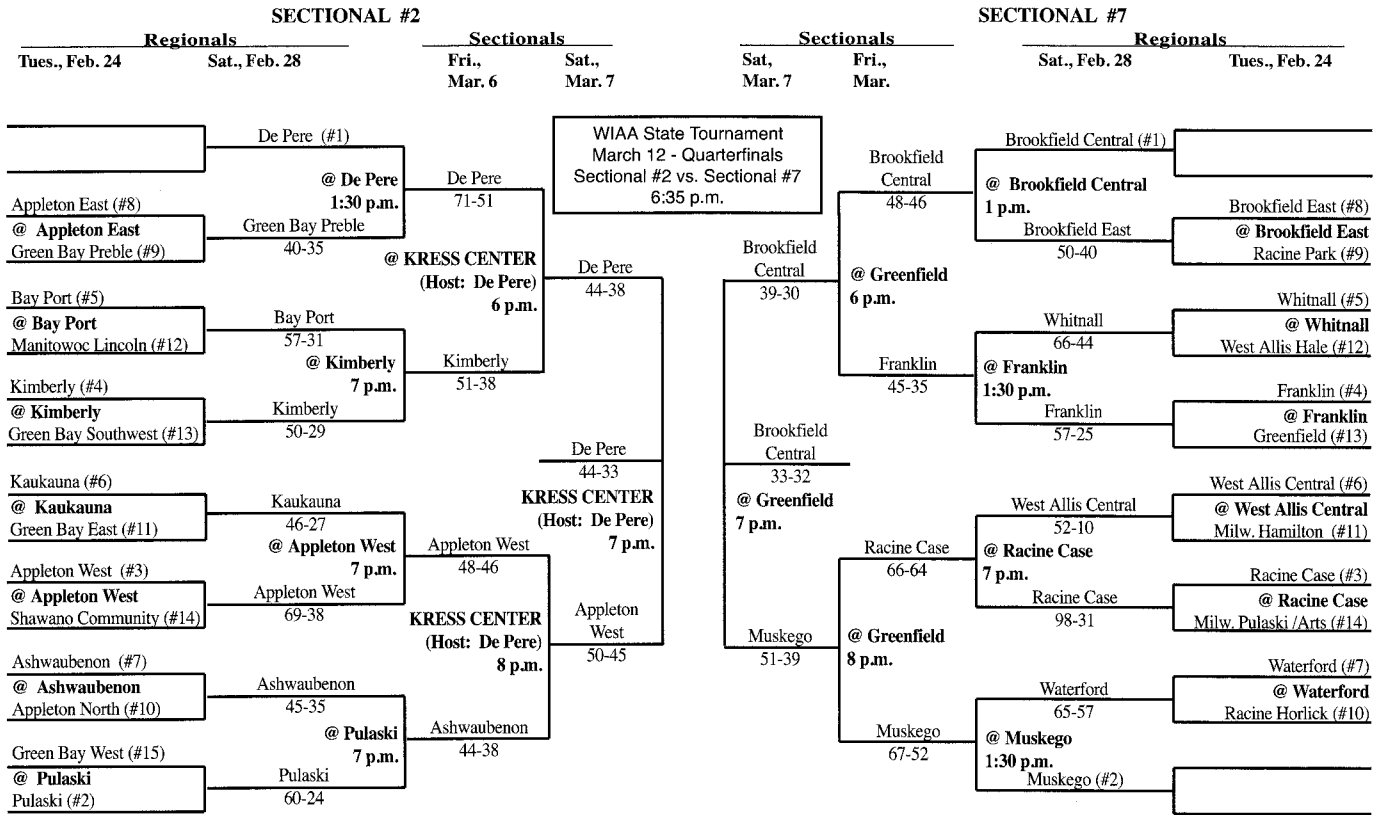
SAINT MARY CENTRAL 49, SIREN 34

VISITORS: SAINT MARY CENTRAL 22-4

2009 Girls Basketball Assignments – Division 1




2009 Girls Basketball Assignments – Division 1



2009 Girls Basketball Assignments – Division 2

SECTIONAL #3


SECTIONAL #4



2009 Girls Basketball Assignments – Division 2

SECTIONAL #1


SECTIONAL #2



2009 Girls Basketball Assignments – Division 3

SECTIONAL #3


SECTIONAL #4



2009 Girls Basketball Assignments – Division 3

SECTIONAL #1

SECTIONAL #2




WIAA State Tournament
March 12 - Semifinals
Sectional #1 vs. Sectional #2
approx. 10:30 a.m.

2009 Girls Basketball Assignments – Division 4

SECTIONAL #3


SECTIONAL #4



2009 Girls Basketball Assignments – Division 4

SECTIONAL #1

SECTIONAL #2



State Girls Basketball Champions

Year	Winner	Coach	Runner-up	Coach	Score
1976	A – Madison West (21-1)	Peggy Mueller	Neenah (18-5)	Jan Kessler	59-46
	B – Lancaster (20-2)	Jewel Henke	Clinton (21-2)	Richard Gilbertson	49-41
	C – Marshall (22-0)	Cindy McVay	Bloomington (20-3)	Adele Jacobson	40-36
1977	A – Watertown (16-6)	Ron Kampstra	Green Bay West (21-2)	Bonnie Gehling	44-37
	B – Cuba City (23-0)	Syd Sincock	Omro (20-3)	Sue Hildebrand	50-41
	C – Marshall (20-4)	Cindy McVay	Iola-Scandinavia (22-1)	Judy Morey	47-39
1978	A – Neenah (25-1)	Jean Kessler	Beloit (17-8)	Glen Richgels	49-38
	B – Lomira (23-2)	Rick Bloohm	Omro (23-2)	Sue Hildebrand	37-28
	C – Iola-Scandinavia (25-1)	Judy Morey	Oakfield (23-2)	Sandy Schreiner	58-55
1979	A – Milwaukee Washington (23-1)	Pam Kruse	Greendale (23-2)	Kathy Anklam	66-40
	B – Lancaster (23-2)	Jewel Henke	Sheboygan Falls (19-5)	Carol Lamp	36-29
	C – Oakfield (23-2)	Sandy Schreiner	Abbotsford (24-1)	Cathy Van Poucke	49-48
1980	A – Stevens Point (23-2)	Judie Janquart	Neenah (22-3)	Jean Kessler	38-32
	B – Cuba City (25-0)	Syd Sincock	Northland Pines (22-2)	Tom Druschke	48-40
	C – Lena (26-0)	Kristine Young	Oakfield (20-6)	Sandy Schreiner	70-34
1981	A – Wauwatosa East (24-0)	Katie Rebholz	Watertown (24-1)	Ron Kampstra	36-25
	B – Algoma (22-1)	Bob Hafeman	Northland Pines (23-2)	Tom Druschke	60-44
	C – Prentice (22-1)	Joe Foytek	Hilbert (24-1)	Pat Rigoni	49-47
1982	A – Madison West (23-2)	Peggy Mueller	Kimberly (24-1)	Lee Levknecht	49-45
	B – Portage (25-0)	Ed Zydowsky	Kewaskum (20-4)	Kenneth Soerens	52-36
	C – Kohler (21-3)	Len Hucke	Prentice (25-1)	Joe Foytek	47-40
1983	A – De Pere (23-2)	Keith Coleman	Oak Creek (24-1)	Myrt Jeske	52-45
	B – McFarland (25-0)	Brad Minter	Portage (22-2)	Ed Zydowsky	59-38
	C – Gilman (25-1)	Larry Hauser	Johnson Creek (25-1)	Don Jarvis	56-54
1984	A – West Bend East (22-3)	Rick Riehl	Brookfield East (23-2)	Lindy Kemp	63-62
	B – Platteville (23-2)	Clay Shaffer	Ashland (21-2)	Tom Mestelle	41-28
	C – Johnson Creek (25-1)	Don Jarvis	West Grant (24-2)	Robert Barr	52-50
1985	A – Brookfield Central (21-5)	Paul Naumann	South Milwaukee (25-1)	Rich Vokoun	47-44
	B – Waterford (24-2)	Joe Whitford	Algoma (24-1)	Steve Schinderle	64-45
	C – Fall Creek (25-1)	Arnie Skrukud	Turtle Lake (24-2)	Jon Weisensel	63-30
1986	A – D.C. Everest (25-1)	Paul Aleckson	Whitefish Bay (24-2)	Jack Nagel	50-35
	B – Durand (26-0)	John Pollock	Waterford (25-1)	Joe Whitford	56-54 (OT)
	C – Algoma (25-1)	Steve Schinderle	Fall Creek (26-1)	Arnie Skrukud	49-48
1987	A – Kimberly (25-2)	Lee Levknecht	Racine Horlick (25-2)	Barbara Chambers	69-54
	B – Durand (26-0)	John Pollock	Brown Deer (20-6)	Ken Wall	65-26
	C – Fall Creek (24-1)	Arnie Skrukud	Marathon (23-4)	Bill Knetter	61-58
1988	A – Arrowhead (26-0)	Pete von Allmen	Monroe (24-3)	Ray Jones	56-32
	B – Luxemburg-Casco (28-0)	Mike Schanhofer	Horicon (23-5)	Greg Buhr	71-60
	C – Fall Creek (25-1)	Arnie Skrukud	Owen-Withee (25-3)	Al Guthman	56-51
1989	A – Monroe (27-0)	Kevin Keen	Madison East (25-2)	Steve Bentin	62-50
	B – Kimberly (25-2)	Dean Simon	Mauston (24-3)	Randy Fabian	56-54
	C – Prentice (27-0)	Joe Foytek	Wrightstown (24-3)	Jeffrey Vande Hey	52-30
1990	A – Milwaukee Washington (26-0)	Pam Kruse	Eau Claire Memorial (26-1)	Mike Reetz	57-42
	B – Cuba City (23-3)	Jeff Pustina	Bloomer (26-1)	Lon Wilson	56-44
	C – Oostburg (26-1)	Tom DePagter	Fall Creek (23-3)	Arnie Skrukud	61-36
1991	1 – Arrowhead (24-3)	Pete von Allmen	Beaver Dam (20-7)	Jim Fischer	43-35
	2 – Prairie du Chien (23-3)	Dave Kasey	Ellsworth (22-4)	Dave Berg	56-47
	3 – Cuba City (25-2)	Jeff Pustina	Markesan (25-2)	Dan Sigurslid	59-39
	4 – Monticello (26-1)	Ken Bartelt	Lena (21-6)	Kris Young-Gabriel	66-56
1992	1 – Hartford (25-2)	Bob Halsey	Janesville Parker (25-2)	Tom Klawitter	60-51
	2 – Lakeland (27-0)	Brian Maki	Milton (24-3)	T.J. Dieck	47-42
	3 – Chilton (27-0)	Ray Mlada	Bloomer (24-2)	Lon Wilson	49-46
	4 – Prentice (25-2)	Joe Foytek	Pecatonica (24-3)	Mitch Wainwright	42-39
1993	1 – Janesville Parker (26-1)	Tom Klawitter	Middleton (23-4)	Jeff Kind	58-40
	2 – Waunakee (25-2)	Don Jarvis	Lakeland (25-1)	Brian Maki	51-38
	3 – Cuba City (23-3)	Jeff Pustina	Prentice (23-4)	Joe Foytek	63-42
	4 – Pecatonica (27-0)	Mitch Wainwright	Niagara (24-3)	Phillip Neveau	62-59
1994	1 – Milwaukee Washington (25-0)	Pamela Kruse	La Crosse Central (25-1)	Paul Holman	58-54
	2 – Luxemburg-Casco (27-0)	Mike Schanhofer	Monona Grove (23-4)	Kent Evenstad	46-44
	3 – Oostburg (24-3)	Tom DePagter	Fall Creek (22-4)	Arnie Skrukud	54-50 (OT)
	4 – Pecatonica (26-1)	Mitch Wainwright	Niagara (25-2)	Phillip Neveau	63-41
1995	1 – Milwaukee Washington (24-3)	Pam Kruse	La Crosse Central (25-1)	Paul Holman	72-56
	2 – Holmen (23-4)	Duane Vike	Luxemburg-Casco (26-1)	Mike Schanhofer	59-49
	3 – Park Falls (23-3)	Robert Fallon	Mount Horeb (16-11)	Jeff Kaleas	51-43
	4 – Barneveld (26-1)	Jim Myers	Gilman (23-4)	Tom Goebel	51-49
1996	1 – Milwaukee Washington (25-2)	Pam Kruse	Janesville Parker (23-3)	Tom Klawitter	65-56
	2 – Kimberly (26-1)	Dean Simon	Durand (22-3)	John Pollock	72-53
	3 – Fall Creek (23-3)	Arnie Skrukud	North Fond du Lac (23-4)	Gary Kuehl	45-43
	4 – Augusta (24-3)	Ron Prochnow	Shullsburg (24-3)	Mark Lierman	57-49
1997	1 – Racine Park (25-1)	Jim Kerkvliet	Milwaukee Washington (22-4)	Pam Kruse	59-31
	2 – Elkhorn (24-2)	Jim Henriott	Kimberly (25-1)	Cathy Coenen	51-48
	3 – North Fond du Lac (25-2)	Gary Kuehl	Ladysmith (25-2)	Bill Leonhard	60-38
	4 – Bangor (23-4)	Shane Schmeling	Gilman (21-5)	Tom Goebel	62-57
1998	1 – Hudson (25-2)	Dave Johnson	Milwaukee Washington (23-2)	Pam Kruse	59-56 (OT)
	2 – Kimberly (26-1)	Cathy Coenen	Mosinee (24-2)	Rory McKellips	53-39
	3 – Marathon (26-0)	Bill Knetter	Fall Creek (23-4)	Arnie Skrukud	49-45
	4 – Barneveld (26-0)	Jim Myers	Cashton (23-3)	John Heinberg	52-39
1999	1 – Kettle Moraine (25-1)	Gregory A. Vock	Franklin (26-1)	Ronald F. Kluth	61-40
	2 – McFarland (26-0)	Susan Murphy	Campbellsport (24-3)	Tim Flood	61-57
	3 – Amherst (23-4)	Shelli Haferbecker	Viroqua (22-5)	Peder Swanson	49-33
	4 – Barneveld (27-0)	Jim Myers	Potosi (26-1)	Eric S. Briehl	49-42

Year	Winner	Coach	Runner-up	Coach	Score
2000	1 - Janesville Parker (27-0)	Tom Klawitter	Hudson (24-3)	Dave Johnson	57-56
	2 - Mosinee (27-0)	Rory McKellips	Monroe (23-4)	Kevin Keen	59-42
	3 - North Fond du Lac (26-1)	Gary Kuehl	Bloomer (22-5)	Lon Wilson	52-46
	4 - Flambeau (27-0)	Ted Alberson	Hilbert (23-4)	Matt Kuhn	65-58
2001	1 - Janesville Parker (26-1)	Tom Klawitter	Stevens Point (26-1)	Craig Terpstra	51-44
	2 - Notre Dame {Green Bay} (27-0)	Mark Olejniczak	Slinger (22-5)	Steven Reinhardt	56-43
	3 - Lakeside Lutheran {Lake Mills} (22-5)	Tim Matthies	Brillion (23-4)	Tisha Reabe	59-46
	4 - Gilmanton (23-4)	Jason Martzke	Pecatonica (22-5)	Mitch Wainwright	58-50
2002	1 - Hudson (22-5)	Dave Johnson	Waukesha South (20-7)	Paul Darling	65-46
	2 - Columbus (26-0)	Jeff Schweitzer	Racine Saint Catherine's (22-5)	Jeff Tarkowski	58-46
	3 - Newman {Wausau} (26-1)	Tom Weinkauff	Boyceville (25-2)	Jolene Bird	43-40
	4 - Elkhart Lake-Glenbeulah (23-4)	Don Kulow	Pecatonica (20-6)	Mitch Wainwright	76-69
2003	1 - Oshkosh West (26-0)	Terri Schumacher	Middleton (19-8)	Jeff Kind	62-27
	2 - Columbus (25-1)	Jeff Schweitzer	Fox Valley Lutheran (23-3)	David Wenzel	51-40
	3 - Clinton (22-4)	Richard Gilbertson	Thorp (23-4)	Jeff Geissler	57-44
	4 - Regis (25-2)	Russ Ryan	Owen-Withee (24-3)	Al Guthman	46-32
2004	1 - Oshkosh West (21-5)	Terri Schumacher	Watertown (24-3)	Todd Hoffman	54-40
	2 - Luxemburg-Casco (26-0)	John Schanhofer	Richland Center (23-3)	Steve Board	59-51
	3 - Ozaukee (26-0)	Lee LeMahieu	Boyceville (23-4)	Jolene Bird	48-45
	4 - The Prairie School (22-3)	Melody Owsley	South Shore (24-2)	Don Moore	57-44
2005	1 - De Pere (25-2)	Dave Johnson	Waukesha South (23-3)	Paul Darling	51-43
	2 - Jefferson (24-2)	Dena Smith	Notre Dame (21-6)	Mark Olejniczak	46-29
	3 - Cuba City (27-0)	Jeff Pustina	Newman (23-4)	Tom Weinkauff	48-37
	4 - Barneveld (25-2)	Jim Myers	Owen-Withee (21-6)	Al Guthman	72-32
2006	1 - Ashwaubenon (22-5)	Kerry Janquart	Waterford (22-5)	Mark Peperkorn	37-35
	2 - Monroe (23-3)	Kevin Keen	Whitefish Bay (22-4)	Todd Frohirth	59-33
	3 - Cuba City (26-1)	Jeff Pustina	Ozaukee (24-3)	Lee LeMahieu	56-52
	4 - Flambeau (25-1)	Ted Alberson	Newman Catholic (25-2)	Tom Weinkauff	44-31
2007	1 - Milwaukee Vincent (24-1)	Marquis Hines	Sheboygan North (23-3)	Susie Runaas	49-45
	2 - Grafton (23-3)	Bob Maronde	New London (24-3)	Troy Krause	41-35 (OT)
	3 - Cuba City (26-0)	Jeff Pustina	Amherst (24-3)	Shelli Haferbecker	70-28
	4 - Flambeau (26-1)	Ted Alberson	Barneveld (23-4)	Jim Myers	53-44
2008	1 - Milwaukee Vincent (22-3)	Marquis Hines	Oshkosh West (20-6)	Niki Sutter	49-37
	2 - Monroe (22-5)	Kevin Keen	Freedom (24-3)	Mike Vander Loop	42-34
	3 - Oostburg (27-0)	Tom DePagter	Markesan (24-3)	Skip Laper	43-37
	4 - Flambeau (26-1)	Ted Alberson	Saint Mary Central (23-4)	Jeff Chew	61-36
2009	1 - Milwaukee Vincent (25-1)	Marquis Hines	Milwaukee King (22-4)	Craig Machut	48-47
	2 - Grafton (24-2)	Bob Maronde	Durand (23-3)	Todd Poeschel	54-52
	3 - Amherst (27-0)	Shelli Haferbecker	Cuba City (26-1)	Jeff Pustina	41-37
	4 - Saint Mary Central (23-4)	Jeff Chew	Potosi (25-2)	Darby Blakley	45-42

State Tournament Team Records - (1976-2009)

(Shows Year and Won-and-Loss Total)

Abbotsford (2) - 1979 (1-1), 1985 (0-1)	Bloomer (3) - 1990 (1-1), 1992 (1-1), 2000 (1-1)	Denmark (2) - 1982 (0-1), 1983 (0-1)	Gilman (3) - 1983 (2-0), 1995 (1-1), 1997 (1-1)
Abundant Life Christian (1) - 2003 (0-1)	Bloomington (2) - 1976 (1-1), 1993 (0-1)	De Pere (5) - 1982 (0-1), 1983 (3-0), 2005 (3-0), 2008 (0-1), 2009 (1-1)	Gilmanton (1) - 2001 (2-0)
Algoma (5) - 1979 (0-1), 1980 (0-1), 1981 (2-0), 1985 (1-1), 1986 (2-0)	Boyceville (2) - 2002 (1-1), 2004 (1-1)	Divine Savior Holy Angels (3) - 2002 (0-1), 2003 (0-1), 2006 (0-1)	Glenwood City (1) - 1991 (0-1)
Altoona (1) - 2008 (0-1)	Brillion (2) - 1984 (0-1), 2001 (1-1)	Durand (10) - 1982 (0-1), 1983 (0-1), 1985 (0-1), 1986 (2-0), 1987 (2-0), 1988 (0-1), 1994 (0-1), 1996 (1-1), 1997 (0-1), 2009 (1-1)	Grafton (5) - 1991 (0-1), 1994 (0-1), 2007 (2-0), 2008 (0-1), 2009 (2-0)
Amherst (6) - 1999 (2-0), 2000 (0-1), 2006 (0-1), 2007 (1-1), 2008 (0-1), 2009 (2-0)	Brookfield Central (3) - 1985 (3-0), 2008 (1-1), 2009 (0-1)	Eau Claire Memorial (6) - 1989 (1-1), 1990 (2-1), 1991 (1-1), 1992 (1-1), 1993 (1-1), 2001 (1-1)	Green Bay Preble (1) - 2003 (1-1)
Antigo (1) - 2007 (0-1)	Brookfield East (5) - 1980 (0-1), 1982 (1-1), 1983 (1-1), 1984 (2-1), 2004 (1-1)	Eau Claire North (1) - 1981 (0-1)	Green Bay Southwest (4) - 1980 (0-1), 1991 (1-1), 1992 (0-1), 1998 (1-1)
Appleton East (2) - 1990 (0-1), 1998 (0-1)	Brown Deer (2) - 1987 (1-1), 1993 (0-1)	Eleva-Strum (1) - 2008 (0-1)	Green Bay West (1) - 1977 (2-1)
Appleton North (2) - 1999 (1-1), 2001 (0-1)	Campbellsport (1) - 1999 (1-1)	Elk Mound (1) - 1988 (0-1)	Greendale (5) - 1979 (2-1), 1990 (0-1), 1991 (0-1), 1995 (0-1), 2007 (0-1)
Appleton West (4) - 1976 (1-1), 1984 (1-1), 1985 (0-1), 1988 (0-1)	Cashton (1) - 1998 (1-1)	Elkhart Lake-Glenbeulah (2) - 2002 (2-0), 2004 (0-1)	Greenwood (1) - 2000 (0-1)
Arcadia (1) - 1998 (0-1)	Catholic Central (1) - 2007 (0-1)	Elkhorn (1) - 1997 (2-0)	Hartford (6) - 1985 (1-1), 1986 (0-1), 1991 (0-1), 1992 (3-0), 1993 (0-1), 2000 (0-1)
Arrowhead (7) - 1980 (0-1), 1987 (1-1), 1988 (3-0), 1989 (0-1), 1990 (1-1), 1991 (3-0), 1996 (0-1)	Catholic Memorial (1) - 2005 (0-1)	Ellsworth (1) - 1991 (1-1)	Hartland - (see Arrowhead)
Ashland (1) - 1984 (1-1)	Cedarburg (1) - 2006 (1-1)	Elmwood (1) - 1993 (0-1)	Hayward (1) - 1989 (0-1)
Ashwaubenon (2) - 2004 (0-1), 2006 (3-0)	Chilton (1) - 1992 (2-0)	Fall Creek (10) - 1985 (2-0), 1986 (1-1), 1987 (2-0), 1988 (2-0), 1989 (0-1), 1990 (1-1), 1994 (1-1), 1996 (2-0), 1998 (1-1), 2009 (0-1)	Hilbert (3) - 1981 (1-1), 1997 (0-1), 2000 (1-1)
Assumption (1) - 2005 (0-1)	Chippewa Falls (1) - 2005 (0-1)	Flambeau (7) - 1998 (0-1), 1999 (0-1), 2000 (2-0), 2001 (0-1), 2006 (2-0), 2007 (2-0), 2008 (2-0)	Holmen (2) - 1995 (2-0), 2005 (0-1)
Athens (1) - 1991 (0-1)	Clayton (1) - 1995 (0-1)	Florence (1) - 2001 (0-1)	Homestead (2) - 1983 (0-1), 1995 (0-1)
Augusta (2) - 1995 (0-1), 1996 (2-0)	Clear Lake (1) - 1997 (0-1)	Fond du Lac (6) - 1989 (0-1), 1993 (1-1), 1995 (0-1), 1997 (0-1), 1999 (0-1), 2000 (1-1)	Horicon (2) - 1988 (1-1), 2002 (0-1)
Badger (2) - 1976 (0-1), 1992 (0-1)	Clinton (3) - 1976 (1-1), 1989 (0-1), 2003 (2-0)	Franklin (3) - 1999 (2-1), 2000 (0-1), 2007 (0-1)	Hortonville (1) - 1987 (0-1)
Bangor (1) - 1997 (2-0)	Clintonville (1) - 1993 (0-1)	Fox Valley Lutheran (1) - 2003 (1-1)	Hudson (7) - 1988 (0-1), 1996 (1-1), 1997 (1-1), 1998 (3-0), 2000 (2-1), 2002 (3-0), 2003 (1-1)
Barneveld (7) - 1995 (2-0), 1998 (2-0), 1999 (2-0), 2003 (0-1), 2005 (2-0), 2006 (0-1), 2007 (1-1)	Colfax (2) - 1994 (0-1), 2008 (0-1)	Freedom (1) - 2008 (1-1)	Hurley (1) - 1980 (0-1)
Barron (1) - 2001 (0-1)	Columbus (4) - 1992 (0-1), 2000 (0-1), 2002 (2-0), 2003 (2-0)		Independence (2) - 1991 (0-1), 1992 (0-1)
Bay Port (2) - 1988 (1-1), 2000 (0-1)	Crivitz (2) - 1989 (0-1), 1992 (0-1)		Iola-Scandinavia (3) - 1977 (1-1), 1978 (2-0), 2000 (0-1)
Beaver Dam (1) - 1991 (2-1)	Cuba City (12) - 1977 (2-0), 1978 (0-1), 1980 (2-0), 1985 (0-1), 1990 (2-0), 1991 (2-0), 1993 (2-0), 1996 (0-1), 2005 (2-0), 2006 (2-0), 2007 (2-0), 2009 (1-1)		Janesville Parker (12) - 1990 (0-1), 1991 (0-1), 1992 (2-1), 1993 (3-0), 1996 (2-1), 1999 (0-1), 2000 (3-0), 2001 (3-0), 2002 (1-1), 2004 (1-1), 2005 (0-1), 2006 (0-1)
Beloit (4) - 1978 (2-1), 1982 (0-1), 1983 (0-1), 2003 (0-1)	D.C. Everest (5) - 1976 (0-1), 1985 (0-1), 1986 (3-0), 1987 (0-1), 1994 (1-1)		
Black Hawk (1) - 2009 (0-1)	DeForest (3) - 2002 (0-1), 2005 (1-1), 2006 (0-1)		
Black River Falls (1) - 1978 (0-1)			

Girls Basketball

Jefferson (1) – 2005 (2-0)
Johnson Creek (3) – 1983 (1-1), 1984 (2-0), 1985 (0-1)
Kaukauna (1) – 2002 (0-1)
Kettle Moraine (6) – 1996 (0-1), 1998 (1-1), 1999 (3-0), 2001 (0-1), 2003 (0-1), 2004 (0-1)
Kewaskum (2) – 1977 (0-1), 1982 (1-1)
Kickapoo (1) – 2005 (0-1)
Kimberly (9) – 1982 (2-1), 1984 (0-1), 1985 (1-1), 1987 (3-0), 1989 (2-0), 1990 (0-1), 1996 (2-0), 1997 (1-1), 1998 (2-0)
Kohler (1) – 1982 (2-0)
La Crosse Central (3) – 1981 (0-1), 1994 (2-1), 1995 (2-1)
La Crosse Logan (3) – 1992 (0-1), 1996 (0-1), 2007 (1-1)
Ladysmith (1) – 1997 (1-1)
Lakeland (2) – 1992 (2-0), 1993 (1-1)
Lakeside Lutheran [Lake Mills] (2) – 2001 (2-0), 2002 (0-1)
Lancaster (2) – 1976 (2-0), 1979 (2-0)
Lena (3) – 1980 (2-0), 1990 (0-1), 1991 (1-1)
Lomira (2) – 1978 (2-0), 1993 (0-1)
Luck (1) – 1977 (0-1)
Luxemburg-Casco (5) – 1988 (2-0), 1994 (2-0), 1995 (1-1), 2000 (0-1), 2004 (2-0)
Madison East (2) – 1989 (2-1), 1990 (1-1)
Madison La Follette (2) – 1978 (1-1), 1987 (0-1)
Madison West (6) – 1976 (3-0), 1977 (0-1), 1982 (3-0), 1983 (0-1), 1984 (0-1), 2000 (0-1)
Manitowoc (2) – 1981 (0-1), 1994 (0-1)
Marathon (4) – 1987 (1-1), 1996 (0-1), 1997 (0-1), 1998 (2-0)
Marinette (2) – 1993 (0-1), 1997 (0-1)
Markesan (4) – 1991 (1-1), 1995 (0-1), 1998 (0-1), 2008 (1-1)
Marshall (2) – 1976 (2-0), 1977 (2-0)
Marshfield (5) – 1977 (1-1), 2004 (0-1), 2006 (1-1), 2008 (0-1), 2009 (0-1)
Mauston (1) – 1989 (1-1)
Mayville (1) – 1984 (0-1)
McFarland (3) – 1980 (0-1), 1983 (2-0), 1999 (2-0)
Medford Area (2) – 2002 (0-1), 2003 (0-1)
Mellen (1) – 1996 (0-1)
Menasha (1) – 1991 (0-1)
Merrill (7) – 1982 (0-1), 1983 (1-1), 1984 (0-1), 1986 (0-1), 1987 (0-1), 1999 (1-1), 2007 (1-1)
Middleton (5) – 1993 (2-1), 2001 (0-1), 2003 (2-1), 2008 (0-1), 2009 (1-1)

Milton (2) – 1992 (1-1), 2007 (0-1)
Milwaukee Custer (1) – 1977 (0-1)
Milwaukee Hamilton (2) – 1977 (0-1), 1980 (0-1)
Milwaukee King (3) – 2004 (0-1), 2007 (0-1), 2009 (2-1)
Milwaukee Riverside (3) – 1978 (0-1), 1979 (1-1), 2005 (1-1)
Milwaukee Vincent (3) – 2007 (3-0), 2008 (3-0), 2009 (3-0)
Milwaukee Washington (10) – 1979 (3-0), 1989 (0-1), 1990 (3-0), 1992 (0-1), 1993 (0-1), 1994 (3-0), 1995 (3-0), 1996 (3-0), 1997 (2-1), 1998 (2-1)
Milwaukee West (1) – 1977 (1-1)
Mondovi (2) – 1977 (0-1), 1994 (0-1)
Monona Grove (3) – 1988 (0-1), 1990 (0-1), 1994 (1-1)
Monroe (7) – 1988 (2-1), 1989 (3-0), 1995 (0-1), 2000 (1-1), 2006 (2-0), 2008 (2-0), 2009 (0-1)
Monticello (1) – 1991 (2-0)
Mosinee (5) – 1998 (1-1), 1999 (0-1), 2000 (2-0), 2004 (0-1), 2006 (0-1)
Mount Horeb (1) – 1995 (1-1)
Mukwonago (5) – 1979 (1-1), 1988 (0-1), 2001 (0-1), 2002 (0-1), 2003 (0-1)
Neenah (7) – 1976 (2-1), 1977 (0-1), 1978 (3-0), 1979 (0-1), 1980 (2-1), 1981 (1-1), 2009 (0-1)
Neillsville (2) – 2006 (0-1), 2007 (0-1)
New Berlin Eisenhower (1) – 1988 (0-1)
New Berlin West (1) – 1986 (0-1)
New London (2) – 2006 (0-1), 2007 (1-1)
New Richmond (1) – 1976 (0-1)
Newman [Wausau] (6) – 2001 (0-1), 2002 (2-0), 2003 (0-1), 2005 (1-1), 2006 (1-1), 2007 (0-1)
Niagara (3) – 1993 (1-1), 1994 (1-1), 1996 (0-1)
Nicolet (3) – 1994 (0-1), 1997 (0-1), 1998 (0-1)
North Fond du Lac (4) – 1996 (1-1), 1997 (2-0), 1999 (0-1), 2000 (2-0)
Northland Pines (2) – 1980 (1-1), 1981 (1-1)
Northwestern (1) – 1999 (0-1)
Notre Dame [Green Bay] de la Baie Academy (3) – 2001 (2-0), 2005 (1-1), 2009 (0-1)
Oak Creek (4) – 1982 (1-1), 1983 (2-1), 1984 (1-1), 2008 (0-1)
Oakfield (4) – 1978 (1-1), 1979 (2-0), 1980 (1-1), 1987 (0-1)
Omro (3) – 1976 (0-1), 1977 (1-1), 1978 (1-1)

Ondossagon (5) – 1976 (0-1), 1978 (0-1), 1979 (0-1), 1983 (0-1), 1990 (0-1)
Oostburg (7) – 1990 (2-0), 1994 (2-0), 2003 (0-1), 2005 (0-1), 2007 (0-1), 2008 (2-0), 2009 (0-1)
Oregon (2) – 1979 (0-1), 1980 (1-1)
Oshkosh West (6) – 1983 (0-1), 2002 (1-1), 2003 (3-0), 2004 (3-0), 2005 (0-1), 2008 (2-1)
Osseo-Fairchild (1) – 2007 (0-1)
Owen-Withee (7) – 1976 (0-1), 1984 (0-1), 1986 (0-1), 1988 (1-1), 1994 (0-1), 2003 (1-1), 2005 (1-1)
Ozaukee (4) – 1986 (0-1), 1988 (0-1), 2004 (2-0), 2006 (1-1)
Park Falls (1) – 1995 (2-0)
Pecatonica (5) – 1992 (1-1), 1993 (2-0), 1994 (2-0), 2001 (1-1), 2002 (1-1)
Pepin (3) – 1979 (0-1), 1980 (0-1), 1981 (0-1)
Pittsville (1) – 2004 (0-1)
Pius XI [Milwaukee] (1) – 2001 (1-1)
Platteville (1) – 1984 (2-0)
Plymouth (2) – 1990 (0-1), 1996 (0-1)
Port Washington (2) – 1998 (0-1), 2000 (0-1)
Portage (7) – 1981 (0-1), 1982 (2-0), 1983 (1-1), 1985 (0-1), 1986 (1-1), 1988 (1-1), 1996 (0-1)
Potosi (2) – 1999 (1-1), 2009 (1-1)
Prairie du Chien (1) – 1991 (2-0)
Prentice (8) – 1981 (2-0), 1982 (1-1), 1986 (0-1), 1987 (0-1), 1989 (2-0), 1991 (0-1), 1992 (2-0), 1993 (1-1)
Pulaski (4) – 1991 (0-1), 1994 (0-1), 1995 (1-1), 1996 (1-1)
Racine Horlick (4) – 1981 (0-1), 1986 (0-1), 1987 (2-1), 1989 (0-1)
Racine Park (4) – 1994 (1-1), 1995 (0-1), 1997 (3-0), 1998 (0-1)
Racine Saint Catherine's (2) – 2002 (1-1), 2004 (0-1)
Randolph (1) – 2001 (0-1)
Reedsville (2) – 1993 (0-1), 1995 (0-1)
Regis (2) – 2003 (2-0), 2004 (0-1)
Rhineland (1) – 1979 (0-1)
Rib Lake (1) – 1998 (0-1)
Richland Center (2) – 2003 (0-1), 2004 (1-1)
Rio (1) – 2006 (0-1)
Saint Francis (1) – 1981 (0-1)
Saint Mary Central (2) – 2008 (1-1), 2009 (2-0)
Salem (1) – 1984 (0-1)
Seneca (1) – 1983 (0-1)
Shawano (1) – 1989 (1-1)

Sheboygan County Christian (1) – 2008 (0-1)
Sheboygan Falls (1) – 1979 (1-1)
Sheboygan North (3) – 1992 (1-1), 2006 (0-1), 2007 (2-1)
Shullsburg (1) – 1996 (1-1)
Siren (1) – 2009 (0-1)
Slinger (1) – 2001 (1-1)
South Milwaukee (1) – 1985 (2-1)
South Shore (2) – 2002 (0-1), 2004 (1-1)
Southern Door (1) – 1992 (0-1)
Spencer (1) – 1981 (0-1)
Stanley-Boyd (1) – 1979 (0-1)
Stevens Point (2) – 1980 (3-0), 2001 (2-1)
Stoughton (1) – 1998 (0-1)
Sun Prairie (1) – 1997 (1-1)
Superior (1) – 1995 (0-1)
Suring (1) – 1992 (0-1)
The Prairie School (1) – 2004 (2-0)
Thorp (3) – 2002 (0-1), 2003 (1-1), 2005 (0-1)
Three Lakes (1) – 1999 (0-1)
Turtle Lake (2) – 1984 (0-1), 1985 (1-1)
Two Rivers (2) – 1999 (0-1), 2002 (0-1)
Verona Area (2) – 2008 (1-1), 2009 (0-1)
Viroqua (1) – 1999 (1-1)
Wabeno (1) – 1982 (0-1)
Waterford (3) – 1985 (2-0), 1986 (1-1), 2006 (2-1)
Watertown (8) – 1977 (3-0), 1980 (1-1), 1981 (2-1), 1985 (0-1), 1986 (1-1), 1987 (0-1), 1999 (0-1), 2004 (2-1)
Wauaukee (5) – 1986 (0-1), 1987 (0-1), 1993 (2-0), 1998 (0-1), 2001 (0-1)
Waukesha North (1) – 1994 (0-1)
Waukesha South (3) – 1987 (1-1), 2002 (2-1), 2005 (2-1)
Waupun (1) – 1996 (0-1)
Wausau East (2) – 1978 (0-1), 1979 (0-1)
Wauwatosa East (2) – 1976 (1-1), 1981 (3-0)
West Allis Hale (7) – 1978 (0-1), 1992 (0-1), 1993 (0-1), 1995 (1-1), 1997 (0-1), 1999 (0-1), 2000 (1-1)
West Bend East (1) – 1984 (3-0)
West De Pere (1) – 1978 (1-1)
West Grant (2) – 1982 (0-1), 1984 (1-1)
West Salem (3) – 1977 (0-1), 1978 (0-1), 1997 (0-1)
Weston (1) – 1994 (0-1)
Whitefish Bay (6) – 1976 (0-1), 1981 (1-1), 1982 (0-1), 1986 (2-1), 1997 (0-1), 2006 (1-1)
Whitnall (3) – 1976 (0-1), 1978 (0-1), 2005 (0-1)
Wrightstown (2) – 1989 (1-1), 2004 (0-1)

State Tournament Results

1976 CLASS A

Championship: Madison West 59, Neenah 46
Semifinals: Madison West 40, Appleton West 38
 Neenah 41, Wauwatosa East 40
Quarterfinals: Appleton West 40, D.C. Everest (Schofield) 32
 Madison West 63, Badger 46
 Neenah 27, Whitefish Bay 24
 Wauwatosa East 38, Whitnall 35

CLASS B

Championship: Lancaster 49, Clinton 41
Semifinals: Clinton 42, New Richmond 33
 Lancaster 46, Omro 34

CLASS C

Championship: Marshall 40, Bloomington 36
Semifinals: Bloomington 48, Ondossagon 41
 Marshall 34, Owen-Withee 31

1977 CLASS A

Championship: Watertown 44, Green Bay West 37
Semifinals: Watertown 38, Milwaukee West 29
 Green Bay West 60, Marshfield 35
Quarterfinals: Watertown 51, Milwaukee Hamilton 38
 Green Bay West 44, Milwaukee Custer 36
 Marshfield 52, Madison West 40
 Milwaukee West 57, Neenah 43

CLASS B

Championship: Cuba City 50, Omro 41
Semifinals: Cuba City 53, Kewaskum 45
 Omro 45, Mondovi 37

CLASS C

Championship: Marshall 47, Iola-Scandinavia 39
Semifinals: Marshall 37, West Salem 17
 Iola-Scandinavia 45, Luck 37

1978 CLASS A

Championship: Neenah 49, Beloit 38
Semifinals: Beloit 47, Madison La Follette 46
 Neenah 57, West De Pere 46
Quarterfinals: Beloit 57, Wausau East 50
 Madison La Follette 45, Whitnall 34
 West De Pere 45, Milwaukee Riverside 44
 Neenah 48, West Allis Hale 43

CLASS B

Championship: Lomira 37, Omro 28
Semifinals: Omro 43, Black River Falls 37
 Lomira 55, Cuba City 42

CLASS C

Championship: Iola-Scandinavia 58, Oakfield 55
Semifinals: Iola-Scandinavia 58, Ondossagon 40
 Oakfield 53, West Salem 40

1979

CLASS A

Championship: Milwaukee Washington 66, Greendale 40

Semifinals: Greendale 60, Milwaukee Riverside 58

Milwaukee Washington 54, Mukwonago 48

Quarterfinals: Milwaukee Riverside 61, Neenah 58

Greendale 73, Oregon 58

Mukwonago 53, Rhinelander 30

Milwaukee Washington 70, Wausau East 55

CLASS B

Championship: Lancaster 36, Sheboygan Falls 29

Semifinals: Sheboygan Falls 47, Algoma 41

Lancaster 46, Stanley-Boyd 41

CLASS C

Championship: Oakfield 49, Abbotsford 48

Semifinals: Abbotsford 49, Ondossagon 47

Oakfield 79, Pepin 47

1980

CLASS A

Championship: Stevens Point 38, Neenah 32

Semifinals: Stevens Point 51, Oregon 40

Neenah 38, Watertown 29

Quarterfinals: Stevens Point 44, Brookfield East 35

Oregon 62, Green Bay Southwest 47

Neenah 45, Hartland 36

Watertown 56, Milwaukee Hamilton 48

CLASS B

Championship: Cuba City 48, Northland Pines 40

Semifinals: Cuba City 39, Algoma 35

Northland Pines 42, McFarland 40

CLASS C

Championship: Lena 70, Oakfield 34

Semifinals: Oakfield 66, Pepin 60

Lena 53, Hurlay 43

1981

CLASS A

Championship: Wauwatosa East 36, Watertown 25

Semifinals: Watertown 47, Neenah 30

Wauwatosa East 39, Whitefish Bay 32

Quarterfinals: Neenah 60, Racine Horlick 37

Watertown 41, Manitowoc 36

Wauwatosa East 47, La Crosse Central 42

Whitefish Bay 48, Eau Claire North 29

CLASS B

Championship: Algoma 60, Northland Pines 44

Semifinals: Northland Pines 49, Portage 43

Algoma 34, St. Francis 31

CLASS C

Championship: Prentice 49, Hilbert 47

Semifinals: Hilbert 57, Pepin 40

Prentice 56, Spencer 43

1982

CLASS A

Championship: Madison West 49, Kimberly 45

Semifinals: Kimberly 55, Brookfield East 54

Madison West 53, Oak Creek 50

Quarterfinals: Brookfield East 54, Beloit 41

Kimberly 52, De Pere 38

Madison West 56, Merrill 55 (OT)

Oak Creek 34, Whitefish Bay 28

CLASS B

Championship: Portage 52, Kewaskum 36

Semifinals: Kewaskum 57, Denmark 52

Portage 59, Durand 44

CLASS C

Championship: Kohler 47, Prentice 40

Semifinals: Kohler 50, Wabeno 45

Prentice 75, West Grant 55

1983

CLASS A

Championship: De Pere 52, Oak Creek 45

Semifinals: De Pere 41, Brookfield East 38

Oak Creek 42, Merrill 36

Quarterfinals: De Pere 51, Beloit 43

Brookfield East 60, Homestead 31

Merrill 56, Oshkosh West 39

Oak Creek 52, Madison West 48

CLASS B

Championship: McFarland 59, Portage 38

Semifinals: McFarland 63, Durand 47

Portage 42, Denmark 38

CLASS C

Championship: Gilman 56, Johnson Creek 54

Semifinals: Johnson Creek 59, Ondossagon 53

Gilman 43, Seneca 41

1984

CLASS A

Championship: West Bend East 63, Brookfield East 62

Semifinals: Brookfield East 35, Appleton West 32

West Bend East 51, Oak Creek 50

Quarterfinals: Appleton West 47, Madison West 46 (OT)

Brookfield East 49, Kimberly 47

West Bend East 53, Merrill 38

Oak Creek 54, Salem 41

CLASS B

Championship: Platteville 41, Ashland 28

Semifinals: Platteville 55, Brillion 36

Ashland 45, Mayville 36

CLASS C

Championship: Johnson Creek 52, West Grant 50

Semifinals: West Grant 66, Owen-Withee 47

Johnson Creek 52, Turtle Lake 40

1985

CLASS A

Championship: Brookfield Central 47, South Milwaukee 44

Semifinals: South Milwaukee 42, Hartford 38

Brookfield Central 47, Kimberly 42

Quarterfinals: Hartford 53, Portage 42

South Milwaukee 47, D.C. Everest 38

Brookfield Central 42, Watertown 41

Kimberly 49, Appleton West 37

CLASS B

Championship: Waterford 64, Algoma 45

Semifinals: Algoma 57, Cuba City 42

Waterford 67, Durand 47

CLASS C

Championship: Fall Creek 63, Turtle Lake 50

Semifinals: Fall Creek 47, Abbotsford 41

Turtle Lake 37, Johnson Creek 35

1986

CLASS A

Championship: D.C. Everest 50, Whitefish Bay 35

Semifinals: D.C. Everest 57, Portage 43

Whitefish Bay 40, Watertown 37

Quarterfinals: D.C. Everest 60, Racine Wm. Horlick 57

Portage 35, Hartford 30

Whitefish Bay 41, Merrill 36

Watertown 41, New Berlin West 30

CLASS B

Championship: Durand 56, Waterford 54 (OT)

Semifinals: Waterford 64, Ozaukee 63 (OT)

Durand 60, Waunakee 54

CLASS C

Championship: Algoma 49, Fall Creek 48

Semifinals: Fall Creek 54, Owen-Withee 51

Algoma 67, Prentice 56

1987

CLASS A

Championship: Kimberly 69, Racine Wm. Horlick 54

Semifinals: Kimberly 46, Waukesha South 45

Racine Wm. Horlick 54, Arrowhead 45

Quarterfinals: Waukesha South 35, Madison La Follette 31

Kimberly 43, Merrill 34

Racine Wm. Horlick 55, D.C. Everest 50

Arrowhead 54, Watertown 45

CLASS B

Championship: Durand 65, Brown Deer 26

Semifinals: Brown Deer 47, Hortonville 46 (OT)

Durand 64, Waunakee 47

CLASS C

Championship: Fall Creek 61, Marathon 58 (OT)

Semifinals: Fall Creek 54, Oakfield 38

Marathon 51, Prentice 49 (OT)

1988

CLASS A

Championship: Arrowhead 56, Monroe 32

Semifinals: Arrowhead 53, Portage 39

Monroe 50, Bay Port 39

Quarterfinals: Portage 68, Appleton West 47

Arrowhead 48, New Berlin Eisenhower 41

Bay Port 59, Mukwonago 47

Monroe 50, Hudson 44

CLASS B

Championship: Luxemburg-Casco 71, Horicon 60

Semifinals: Luxemburg-Casco 63, Monona Grove 45

Horicon 49, Durand 45

CLASS C

Championship: Fall Creek 56, Owen-Withee 51

Semifinals: Owen-Withee 69, Ozaukee 47

Fall Creek 77, Elk Mound 52

1989

CLASS A

Championship: Monroe 62, Madison East 50

Semifinals: Monroe 58, Shawano 51

Madison East 52, Eau Claire Memorial 46

Quarterfinals: Eau Claire Memorial 55, Arrowhead 53

Monroe 57, Milwaukee Washington 42

Madison East 65, Fond du Lac 41

Shawano 66, Racine Horlick 59

CLASS B

Championship: Kimberly 56, Mauston 54

Semifinals: Mauston 44, Clinton 43

Kimberly 52, Hayward 40

CLASS C

Championship: Prentice 52, Wrightstown 30

Semifinals: Wrightstown 51, Crivitz 50

Prentice 61, Fall Creek 48

1990

CLASS A

Championship: Milwaukee Wash. 57, Eau Claire Mem. 42

Semifinals: Milwaukee Washington 57, Arrowhead 53 (2 OT)

Eau Claire Memorial 53, Madison East 49

Quarterfinals: Arrowhead 45, Greendale 33

Milwaukee Washington 50, Janesville Parker 43

Madison East 51, Plymouth 50

Eau Claire Memorial 51, Appleton East 34

CLASS B

Championship: Cuba City 56, Bloomer 44

Semifinals: Cuba City 40, Monona Grove 35

Bloomer 46, Kimberly 40

CLASS C

Championship: Oostburg 61, Fall Creek 36

Semifinals: Oostburg 56, Lena 40

Fall Creek 83, Ondossagon 39

Girls Basketball

1991

DIVISION 1

Championship: Arrowhead 43, Beaver Dam 35
Semifinals: Arrowhead 48, Green Bay Southwest 37
Beaver Dam 45, Eau Claire Memorial 43 (OT)
Quarterfinals: Green Bay Southwest 48, Hartford 36
Arrowhead 58, Greendale 40
Eau Claire Memorial 55, Menasha 21
Beaver Dam 57, Janesville Parker 55

DIVISION 2

Championship: Prairie du Chien 56, Ellsworth 47
Semifinals: Ellsworth 48, Grafton 40
Prairie du Chien 43, Pulaski 34

DIVISION 3

Championship: Cuba City 59, Markesan 39
Semifinals: Cuba City 59, Glenwood City 45
Markesan 61, Athens 41

DIVISION 4

Championship: Monticello 66, Lena 56
Semifinals: Monticello 58, Independence 37
Lena 59, Prentice 56

1992

DIVISION 1

Championship: Hartford 60, Janesville Parker 51
Semifinals: Hartford 49, Sheboygan North 32
Janesville Parker 57, Eau Claire Memorial 52
Quarterfinals: Hartford 49, La Crosse Logan 42
Sheboygan North 56, Green Bay Southwest 40
Eau Claire Memorial 45, Milwaukee Washington 40
Janesville Parker 79, West Allis Hale 49

DIVISION 2

Championship: Lakeland 47, Milton 42
Semifinals: Lakeland 45, Southern Door 39
Milton 33, Badger 27

DIVISION 3

Championship: Chilton 49, Bloomer 46
Semifinals: Chilton 55, Columbus 37
Bloomer 58, Crivitz 56

DIVISION 4

Championship: Prentice 42, Pecatonica 39
Semifinals: Prentice 50, Independence 37
Pecatonica 50, Suring 43

1993

DIVISION 1

Championship: Janesville Parker 58, Middleton 40
Semifinals: Janesville Parker 46, Eau Claire Memorial 40
Middleton 57, Fond du Lac 56
Quarterfinals: Janesville Parker 72, West Allis Hale 63
Eau Claire Memorial 56, Milwaukee Washington 50
Fond du Lac 46, Marinette 35
Middleton 58, Hartford 55

DIVISION 2

Championship: Waunakee 51, Lakeland 38
Semifinals: Lakeland 58, Clintonville 35
Waunakee 55, Brown Deer 41

DIVISION 3

Championship: Cuba City 63, Prentice 42
Semifinals: Cuba City 74, Lomira 49
Prentice 59, Reedsville 55-2 (OT)

DIVISION 4

Championship: Pecatonica 62, Niagara 59
Semifinals: Pecatonica 59, Bloomington 58
Niagara 52, Elmwood 46

1994

DIVISION 1

Championship: Milwaukee Wash. 58, La Crosse Cent. 54
Semifinals: La Crosse Central 42, D.C. Everest 37
Milwaukee Washington 54, Racine Wash. Park 40

Quarterfinals: D.C. Everest 54, Pulaski 44
La Crosse Central 62, Manitowoc 38
Milwaukee Washington 62, Waukesha North 37
Racine Washington Park 56, Nicolet 41

DIVISION 2

Championship: Luxemburg-Casco 46, Monona Grove 44
Semifinals: Monona Grove 50, Grafton 43
Luxemburg-Casco 34, Durand 21

DIVISION 3

Championship: Oostburg 54, Fall Creek 50 (OT)
Semifinals: Oostburg 58, Mondovi 46
Fall Creek 48, Owen-Withee 45

DIVISION 4

Championship: Pecatonica 63, Niagara 41
Semifinals: Pecatonica 62, Weston 51
Niagara 52, Colfax 51

1995

DIVISION 1

Championship: Milwaukee Wash. 72, La Crosse Cent. 56
Semifinals: Milwaukee Washington 58, West Allis Hale 41
La Crosse Central 35, Pulaski 28
Quarterfinals: West Allis Hale 70, Homestead 55
Milwaukee Washington 57, Racine Park 55
Pulaski 38, Fond du Lac 36
La Crosse Central 61, Superior 40

DIVISION 2

Championship: Holmen 59, Luxemburg-Casco 49
Semifinals: Luxemburg-Casco 57, Monroe 45
Holmen 48, Greendale 44

DIVISION 3

Championship: Park Falls 51, Mount Horeb 43
Semifinals: Park Falls 46, Markesan 25
Mount Horeb 59, Reedsville 56

DIVISION 4

Championship: Barneveld 51, Gilman 49
Semifinals: Barneveld 44, Clayton 40
Gilman 46, Augusta 45

1996

DIVISION 1

Championship: Milwaukee Wash. 65, Janesville Parker 56
Semifinals: Janesville Parker 56, Hudson 54
Milwaukee Washington 51, Pulaski 41
Quarterfinals: Milwaukee Washington 55, Arrowhead 39
Pulaski 47, La Crosse Logan 35
Hudson 70, Plymouth 57
Janesville Parker 61, Kettle Moraine 53

DIVISION 2

Championship: Kimberly 72, Durand 53
Semifinals: Durand 64, Portage 63
Kimberly 63, Waupun 38

DIVISION 3

Championship: Fall Creek, 45, North Fond du Lac 43
Semifinals: North Fond du Lac 53, Marathon 50 (OT)
Fall Creek 52, Cuba City 28

DIVISION 4

Championship: Augusta 57, Shullsburg 49
Semifinals: Augusta 60, Mellen 50
Shullsburg 50, Niagara 42

1997

DIVISION 1

Championship: Racine Park 59, Milwaukee Washington 31
Semifinals: Milwaukee Washington 48, Sun Prairie 46
Racine Park 57, Hudson 51
Quarterfinals: Milwaukee Washington 56, Marinette 42
Sun Prairie 42, West Allis Hale 41
Hudson 49, Nicolet 35
Racine Park 53, Fond du Lac 38

DIVISION 2

Championship: Elkhorn 51, Kimberly 48
Semifinals: Kimberly 59, Durand 51
Elkhorn 65, Whitefish Bay 56

DIVISION 3

Championship: North Fond du Lac 60, Ladysmith 38
Semifinals: Ladysmith 65, Marathon 52
North Fond du Lac 47, West Salem 39

DIVISION 4

Championship: Bangor 62, Gilman 57
Semifinals: Gilman 61, Clear Lake 39
Bangor 66, Hilbert 49

1998

DIVISION 1

Championship: Hudson 59, Milwaukee Washington 56 (OT)
Semifinals: Hudson 66, Green Bay Southwest 50
Milwaukee Washington 54, Kettle Moraine 32
Quarterfinals: Hudson 50, Racine Park 41
Green Bay Southwest 40, Nicolet 37
Milwaukee Washington 60, Stoughton 39
Kettle Moraine 48, Appleton East 42

DIVISION 2

Championship: Kimberly 53, Mosinee 39
Semifinals: Kimberly 67, Waunakee 58
Mosinee 47, Port Washington 44

DIVISION 3

Championship: Marathon 49, Fall Creek 45
Semifinals: Marathon 61, Arcadia 45
Fall Creek 41, Markesan 40

DIVISION 4

Championship: Barneveld 52, Cashton 39
Semifinals: Cashton 51, Rib Lake 31
Barneveld 70, Flambeau 49

1999

DIVISION 1

Championship: Kettle Moraine 61, Franklin 40
Semifinals: Franklin 42, Merrill 30
Kettle Moraine 64, Appleton North 39
Quarterfinals: Franklin 51, Fond du Lac 48
Merrill 38, West Allis Hale 37
Kettle Moraine 50, Watertown 29
Appleton North 51, Janesville Parker 49

DIVISION 2

Championship: McFarland 61, Campbellsport 57
Semifinals: McFarland 69, Mosinee 61
Campbellsport 44, Two Rivers 33

DIVISION 3

Championship: Amherst 49, Viroqua 33
Semifinals: Viroqua 50, Northwestern 46
Amherst 55, North Fond du Lac 43

DIVISION 4

Championship: Barneveld 49, Potosi 42
Semifinals: Potosi 72, Flambeau 58 (2 OT)
Barneveld 45, Three Lakes 38

2000

DIVISION 1

Championship: Janesville Parker 57, Hudson 56
Semifinals: Janesville Parker 44, Fond du Lac 28
Hudson 51, West Allis Hale 45
Quarterfinals: Janesville Parker 59, Madison West 49
Fond du Lac 52, Hartford 45
West Allis Hale 50, Bay Port 36
Hudson 57, Franklin 46

DIVISION 2

Championship: Mosinee 59, Monroe 42
Semifinals: Monroe 49, Port Washington 40
Mosinee 55, Luxemburg-Casco 44

DIVISION 3

Championship: North Fond du Lac 52, Bloomer 46
Semifinals: North Fond du Lac 41, Columbus 37
 Bloomer 50, Amherst 40

DIVISION 4

Championship: Flambeau 65, Hilbert 58
Semifinals: Hilbert 62, Greenwood 31
 Flambeau 73, Iola-Scandinavia 48

2001

DIVISION 1

Championship: Janesville Parker 51, Stevens Point 44
Semifinals: Stevens Point 42, Eau Claire Memorial 38
 Janesville Parker 51, Pius XI (Milwaukee) 39
Quarterfinals: Eau Claire Memorial 50, Appleton North 41
 Stevens Point 44, Middleton 35
 Pius XI (Milwaukee) 53, Mukwonago 34
 Janesville Parker 43, Kettle Moraine 38

DIVISION 2

Championship: Notre Dame (Gr. Bay) de la Baie Ac. 56,
 Slinger 43
Semifinals: Slinger 41, Barron 38
 Notre Dame (Green Bay) de la Baie Ac. 51, Waunakee 41

DIVISION 3

Championship: Lakeside Luth. (Lake Mills) 59, Brillion 46
Semifinals: Brillion 67, Flambeau 66
 Lakeside Lutheran (Lake Mills) 56, Florence 41

DIVISION 4

Championship: Gilmanton 58, Pecatonica 50
Semifinals: Gilmanton 49, Randolph 45
 Pecatonica 43, Newman (Wausau) 30

2002

DIVISION 1

Championship: Hudson 65, Waukesha South 46
Semifinals: Waukesha South 55, Janesville Parker 45
 Hudson 44, Oshkosh West 43
Quarterfinals: Waukesha South 46, Mukwonago 27
 Janesville Parker 53, Divine Savior Holy Angels 35
 Oshkosh West 54, Kaukauna 35
 Hudson 59, DeForest 39

DIVISION 2

Championship: Columbus 58, Racine Saint Catherine's 46
Semifinals: Racine Saint Catherine's 67, Two Rivers 52
 Columbus 75, Medford Area 55

DIVISION 3

Championship: Newman (Wausau) 43, Boyceville 40
Semifinals: Boyceville 78, Lakeside Lutheran 57
 Newman (Wausau) 38, Horicon 33

DIVISION 4

Championship: Elkhart Lake-Glenbeulah 76, Pecatonica 69
Semifinals: Pecatonica 71, South Shore 45
 Elkhart Lake-Glenbeulah 41, Thorp 35

2003

DIVISION 1

Championship: Oshkosh West 62, Middleton 27
Semifinals: Middleton 45, Green Bay Preble 31
 Oshkosh West 61, Hudson 32
Quarterfinals: Gr. Bay Preb. 64, Div. Sav. Holy Angels 62 (2 OT)
 Middleton 38, Mukwonago 36
 Hudson 41, Kettle Moraine 36
 Oshkosh West 57, Beloit 28

DIVISION 2

Championship: Columbus 51, Fox Valley Lutheran 40
Semifinals: Columbus 50, Medford Area 39
 Fox Valley Lutheran 45, Richland Center 44

DIVISION 3

Championship: Clinton 57, Thorp 44

Semifinals: Thorp 34, Oostburg 33
 Clinton 43, Newman 37

DIVISION 4

Championship: Regis 46, Owen-Withee 32
Semifinals: Regis 71, Abundant Life Christian 56
 Owen-Withee 48, Barneveld 39

2004

DIVISION 1

Championship: Oshkosh West 54, Watertown 40
Semifinals: Oshkosh West 53, Brookfield East 40
 Watertown 37, Janesville Parker 28
Quarterfinals: Oshkosh West 52, Milwaukee King 39
 Brookfield East 63, Marshfield 44
 Watertown 44, Kettle Moraine 41
 Janesville Parker 62, Ashwaubenon 61

DIVISION 2

Championship: Luxemburg-Casco 59, Richland Center 51
Semifinals: Richland Center 60, Racine Saint Catherine's 57
 Luxemburg-Casco 53, Mosinee 37

DIVISION 3

Championship: Ozaukee 48, Boyceville 45
Semifinals: Ozaukee 58, Pittsville 44
 Boyceville 66, Wrightstown 33

DIVISION 4

Championship: The Prairie School 57, South Shore 44
Semifinals: The Prairie School 57, Regis 51
 South Shore 86, Elkhart Lake-Glenbeulah 79

2005

DIVISION 1

Championship: De Pere 51, Waukesha South 43
Semifinals: De Pere 49, DeForest 37
 Waukesha South 64, Milwaukee Riverside University 51
Quarterfinals: De Pere 50, Chippewa Falls 39
 DeForest 39, Oshkosh West 37
 Milwaukee Riverside University 47, Whitnall 34
 Waukesha South 62, Janesville Parker 44

DIVISION 2

Championship: Jefferson 46, Notre Dame 29
Semifinals: Jefferson 51, Holmen 40
 Notre Dame 62, Catholic Memorial 56

DIVISION 3

Championship: Cuba City 48, Newman 37
Semifinals: Cuba City 44, Thorp 41
 Newman 34, Oostburg 32

DIVISION 4

Championship: Barneveld 73, Owen-Withee 32
Semifinals: Owen-Withee 62, Kickapoo 59
 Barneveld 63, Assumption 20

2006

DIVISION 1

Championship: Ashwaubenon 37, Waterford 55
Semifinals: Ashwaubenon 40, Cedarburg 33
 Waterford 56, Marshfield 55
Quarterfinals: Cedarburg 57, Divine Savior Holy Angels 41
 Ashwaubenon 49, DeForest 40
 Marshfield 52, Sheboygan North 40
 Waterford 58, Janesville Parker 45

DIVISION 2

Championship: Monroe 59, Whitefish Bay 33
Semifinals: Monroe 56, New London 51
 Whitefish Bay 45, Mosinee 44

DIVISION 3

Championship: Cuba City 56, Ozaukee 52
Semifinals: Cuba City 65, Amherst 43
 Ozaukee 50, Neillsville 34

DIVISION 4

Championship: Flambeau 44, Newman Catholic 31

Semifinals: Newman Catholic 59, Barneveld 48
 Flambeau 61, Rio 54

2007

DIVISION 1

Championship: Milwaukee Vincent 49, Sheboygan North 45
Semifinals: Milwaukee Vincent 54, Merrill 47
 Sheboygan North 64, La Crosse Logan 41
Quarterfinals: Merrill 54, Milton 43
 Milwaukee Vincent 45, Antigo 21
 La Crosse Logan 52, Milwaukee King 50
 Sheboygan North 56, Franklin 41

DIVISION 2

Championship: Grafton 41, New London 35 (OT)
Semifinals: New London 43, Neillsville 27
 Grafton 54, Greendale 52

DIVISION 3

Championship: Cuba City 70, Amherst 28
Semifinals: Amherst 57, Osseo-Fairchild 51
 Cuba City 51, Oostburg 42

DIVISION 4

Championship: Flambeau 53, Barneveld 44
Semifinals: Flambeau 40, Newman Catholic 37
 Barneveld 49, Catholic Central 43

2008

DIVISION 1

Championship: Milwaukee Vincent 49, Oshkosh West 37
Semifinals: Oshkosh West 41, Brookfield Central 29
 Milwaukee Vincent 45, Verona Area 26
Quarterfinals: Oshkosh West 52, Oak Creek 50
 Brookfield Central 56, Marshfield 48
 Milwaukee Vincent 57, Middleton 45
 Verona Area 53, De Pere 50

DIVISION 2

Championship: Monroe 42, Freedom 34
Semifinals: Freedom 65, Grafton 61 (OT)
 Monroe 49, Altoona 47

DIVISION 3

Championship: Oostburg 43, Markesan 37
Semifinals: Oostburg 57, Amherst 28
 Markesan 41, Colfax 35

DIVISION 4

Championship: Flambeau 61, Saint Mary Central 36
Semifinals: Saint Mary Central 49, Sheboygan Co. Christian 37
 Flambeau 57, Eleva-Strum 40

2009

DIVISION 1

Championship: Milwaukee Vincent 48, Milwaukee King 47
Semifinals: Milwaukee Vincent 52, Middleton 40
 Milwaukee King 61, De Pere 50
Quarterfinals: Middleton 59, Verona Area 48
 Milwaukee Vincent 52, Neenah 35
 De Pere 54, Brookfield Central 31
 Milwaukee King 51, Marshfield 42

DIVISION 2

Championship: Grafton 54, Durand 52
Semifinals: Grafton 53, Monroe 45
 Durand 55, Notre Dame 44

DIVISION 3

Championship: Amherst 41, Cuba City 37
Semifinals: Cuba City 48, Oostburg 43
 Amherst 55, Fall Creek 46

DIVISION 4

Championship: Saint Mary Central 45, Potosi 42
Semifinals: Potosi 49, Black Hawk 42
 Saint Mary Central 49, Siren 34

Girls Basketball Attendance

Regionals – Div. 1	
Antigo.....	787
Appleton East.....	183
Appleton West (2 games).....	1,179
Arrowhead.....	367
Ashwaubenon.....	257
Badger (2 games).....	624
Bay Port.....	382
Beaver Dam.....	349
Brookfield Central.....	317
Brookfield East.....	137
Burlington.....	225
Cedarburg.....	222
Chippewa Falls (2 games).....	1,002
D.C. Everest (2 games).....	1,002
De Pere.....	800
DeForest.....	449
Divine Savior Holy Angels.....	326
Eau Claire North.....	844
Elkhorn Area.....	349
Franklin (2 games).....	706
Holmen.....	400
Homestead (2 games).....	471
Hudson.....	187
Janesville Craig.....	182
Janesville Parker.....	697
Kaukauna.....	231
Kenosha Bradford.....	120
Kettle Moraine (2 games).....	543
Kimberly (2 games).....	861
La Crosse Logan (2 games).....	717
Madison La Follette.....	267
Madison West.....	215
Marshfield.....	1,138
Middleton (2 games).....	785
Milwaukee King.....	230
Milwaukee Riverside University H.S.....	85
Milwaukee Vincent (2 games).....	311
Milwaukee Washington.....	44
Mukwonago.....	452
Muskego.....	666
Neenah.....	558
Nicolet.....	131
Oak Creek (2 games).....	679
Oregon (2 games).....	520
Oshkosh West (2 games).....	953
Pius XI (2 games).....	312
Pulaski (2 games).....	1,088
Racine Case (2 games).....	440
River Falls.....	162
Sauk Prairie (2 games).....	1,030
Sheboygan North.....	593
Slinger.....	305
Stevens Point.....	267
Verona Area.....	268
Waterford.....	367
Watertown.....	387
Waukesha South.....	206
Waukesha West.....	263
Waunakee.....	292
Wausau West.....	166
Wauwatosa West.....	316
West Allis Central.....	237
West Bend East.....	172
Whitnall.....	343
Wisconsin Rapids Lincoln (2 games).....	617
Total.....	29,781

Regionals – Div. 2	
Altoona (2 games).....	739
Amery (2 games).....	1,028
Ashland.....	412
Badger.....	522
Baraboo.....	582
Barron.....	355
Berlin.....	340
Big Foot.....	246
Total.....	37,812

Bloomer.....	285
Brown Deer.....	133
Brodhead (2 games).....	599
Campbellsport.....	403
Columbus.....	538
Cudahy (2 games).....	344
Delavan-Darien.....	485
Denmark (2 games).....	927
Durand.....	666
Fond du Lac.....	902
Fox Valley Lutheran (2 games).....	958
Freedom.....	666
Gale-Eitrick-Trempealeau.....	205
Grafton.....	439
Greendale.....	185
Greenfield.....	291
Hayward (2 games).....	526
Homestead.....	409
Hortonville.....	759
Kettle Moraine Lutheran.....	183
Kimberly.....	404
Lakeside Lutheran.....	206
Lake Mills.....	441
Luxemburg-Casco.....	407
Madison Edgewood (2 games).....	492
Manitowoc Lincoln.....	1,257
McFarland.....	313
Medford Area.....	334
Milwaukee Marshall Campus.....	84
Milwaukee School of Languages.....	142
Monroe (2 games).....	895
Mosinee.....	149
Mount Horeb.....	220
New Berlin Eisenhower.....	167
New Berlin West.....	132
Nekoosa.....	331
New London.....	747
Northwestern.....	268
Notre Dame.....	293
Oconto Falls (2 games).....	646
Osseo-Fairchild.....	757
Pewaukee.....	423
Pioneer Westfield (2 games).....	702
Plymouth.....	260
Prairie du Chien.....	345
Pulaski.....	1,130
Reedsburg Area (2 games).....	499
Richland Center.....	347
Ripon.....	428
Saint Thomas More.....	185
Seymour.....	398
Sheboygan Falls.....	231
Sparta (2 games).....	1,188
Spring Valley.....	377
Two Rivers.....	320
Union Grove (2 games).....	595
Unity.....	505
Valders (2 games).....	1,097
Verona Area.....	606
Watertown.....	664
Waupaca.....	218
Wausau West.....	655
Wauwatosa East.....	431
West De Pere.....	313
West Salem.....	329
Weyauwega Fremont (2 games).....	366
Whitefish Bay (2 games).....	260
Winneconne.....	328
Wisconsin Dells.....	406
Wisconsin Lutheran (2 games).....	255
Wittenberg- Biramwood (2 games).....	782
Xavier.....	357
Total.....	37,812

Regionals – Div. 3	
Adams-Friendship.....	210
Algoma (2 games).....	933
Altoona.....	826
Amery.....	395
Amherst (2 games).....	1,004
Aquinas (2 games).....	533
Arcadia.....	344
Auburndale (2 games).....	513
Belleville.....	284
Boyceville (2 games).....	710
Brillion.....	383
Cambridge.....	330
Cameron.....	182
Cedar Grove-Belgium.....	316
Colby.....	234
Coleman (2 games).....	253
Colfax (2 games).....	1,435
Crandon.....	194
Cuba City (2 games).....	580
Deerfield (2 games).....	391
Edgar.....	183
Fall Creek (2 games).....	594
Fennimore.....	190
Gillett (2 games).....	558
Heritage Christian.....	203
Holmen.....	559
Howards Grove (2 games).....	1,294
Hurley (2 games).....	670
Iola-Scandinavia.....	247
Laconia.....	454
Ladysmith (2 games).....	453
Lancaster (2 games).....	239
Lomira.....	228
Markesan (2 games).....	821
Milwaukee Lutheran.....	273
Mineral Point.....	229
Mishicot.....	291
Mondovi.....	474
Monroe.....	661
Mosinee.....	595
Neillsville (2 games).....	917
Newman Catholic (2 games).....	586
Northland Pines.....	155
Oconomowoc.....	417
Oostburg (2 games).....	587
Osseo-Fairchild (2 games).....	1,618
Owen-Withee.....	300
Ozaukee.....	203
Pardeeville.....	191
Park Falls.....	468
Parkview (2 games).....	780
Peshigo.....	294
Phillips.....	143
Pittsville (2 games).....	391
Prescott (2 games).....	378
Racine Lutheran (2 games).....	347
Racine Saint Catherine's.....	180
Regis.....	440
Rice Lake.....	1,102
Riverdale.....	352
Roncalli (2 games).....	681
Saint Croix Falls.....	227
Sauk Prairie.....	671
Sheboygan North.....	991
Sheboygan South.....	699
Shoreland Lutheran.....	286
The Hope School.....	82
The Prairie School.....	170
Tri-County.....	241
Viroqua.....	270
Watertown Luther Prep School.....	94
Wayland Academy.....	134
Webster.....	192
Whitehall (2 games).....	939
Willmot Union.....	212
Winnebago Lutheran Academy (2 games).....	967
Wisconsin Heights (2 games).....	664
Wrightstown.....	750
Total.....	37,385

Regionals – Div. 4	
Albany (2 games).....	429
Almond-Bancroft (2 games).....	583
Antigo.....	234
Assumption.....	459
Barneveld (2 games).....	584
Beaver Dam.....	496
Belmont.....	176
Benton.....	176
Black Hawk (2 games).....	552
Blair-Taylor.....	210
Bloomer.....	318
Brillion.....	411
Butternut.....	187
Cambria-Friesland.....	290
Cashton.....	307
Catholic Central.....	128
Cedar Grove-Belgium.....	176
Central Wisconsin Christian (2 games).....	391
Clayton.....	275
Clinton.....	286
Columbus Catholic.....	130
Cumberland.....	421
Darlington.....	747
Durand.....	574
Elkhart Lake-Glenbeulah.....	211
Faith Christian.....	106
Flambeau (2 games).....	762
Frederic.....	169
Gilmanton.....	187
Green Bay NEW Lutheran.....	77
Greenwood (2 games).....	340
Gresham Community.....	229
Hilbert.....	151
Hillsboro.....	246
Hustisford.....	208
Independence (2 games).....	616
Ithaca.....	256
Juda.....	93
Lake Country Lutheran (2 games).....	496
Lake Holcombe.....	204
Lancaster.....	389
Laona.....	140
Lincoln (2 games).....	683
Living Word Lutheran.....	57
Marathon.....	530
Marion (2 games).....	795
McDonell Central.....	198
Mellen.....	186
Mosinee.....	434
New Lisbon (2 games).....	564
Niagara (2 games).....	225
Northwood (2 games).....	363
Oconto Falls.....	243
Pecatonica (2 games).....	457
Phelps (2 games).....	289
Plum City (2 games).....	465
Port Edwards.....	211
Potosi (2 games).....	478
Prentice (2 games).....	518
Randolph (2 games).....	460
Richland Center.....	794
River Ridge (2 games).....	491
Rosholt.....	166
Saint Mary Central (2 games).....	244
Saint Thomas Aquinas Academy.....	116
Seneca.....	245
Sheboygan County Christian.....	129
Shell Lake.....	117
Siren (2 games).....	369
Solon Springs.....	110
Southwestern.....	275
Spring Valley.....	154
Turtle Lake.....	179
Valley Christian (2 games).....	165
Wabeno (2 games).....	358

Wausaukee.....	165
Webster.....	456
West Salem.....	426
Weston (2 games).....	566
White Lake.....	83
Total.....	26,184

Sectionals – Div. 1	
Badger.....	1,957
Chippewa Falls.....	1,703
De Pere.....	5,320
Greenfield.....	2,546
Merrill.....	822
Middleton.....	3,083
Neenah.....	3,248
Waukesha North.....	2,411
Wausau West.....	1,741
Whitefish Bay.....	1,883
Total.....	26,168

Sectionals – Div. 2	
Chippewa Falls.....	1,666
Homestead.....	830
Janesville Craig.....	1,008
Kettle Moraine.....	633
River Falls.....	1,212
Seymour.....	4,746
Stevens Point.....	1,202
Waunakee.....	1,082
Waukesha South.....	1,220
West Bend East.....	1,122
Total.....	14,721

Sectionals – Div. 3	
Altoona.....	1,320
Antigo.....	565
Ashwaubenon.....	1,231
Hayward.....	912
Kewaskum.....	827
Kimberly.....	1,213
Mauston.....	454
Oak Creek.....	289
Reedsburg Area.....	721
Richland Center.....	1,074
Somerset.....	1,266
West Bend East.....	831
Total.....	10,703

Sectionals – Div. 4	
Evansville.....	828
Fort Atkinson.....	1,010
La Crosse Central.....	822
Mineral Point.....	983
Osseo-Fairchild.....	1,028
Pulaski.....	508
Spooner.....	2,978
Watertown.....	498
Waupaca.....	835
Wausau East.....	564
Total.....	10,054

Summary Regionals	
Division 1.....	29,781
Division 2.....	37,812
Division 3.....	37,385
Division 4.....	26,184
Total.....	131,162

Sectionals	
Division 1.....	26,168
Division 2.....	14,721
Division 3.....	10,703
Division 4.....	10,054
Total.....	61,646

State.....	39,943
Grand Total.....	232,751

Girls Basketball Financial Statement

Sectional Crowds Over 2,500

(Three Games Unless Otherwise Indicated)

6,359 – 1995 – West De Pere (2)	3,118 – 1992 – La Crosse Central (3)
5,980 – 1996 – De Pere (2)	3,108 – 2005 – Spooner (4)
5,801 – 2008 – De Pere (1)	3,105 – 1988 – Mondovi (B)#
5,511 – 2006 – De Pere (1)	3,101 – 2005 – Milwaukee Bradley Tech. (1)
5,320 – 2009 – De Pere (1)	3,083 – 2009 – Middleton (1)
5,077 – 1997 – West De Pere (2)#	3,032 – 1996 – La Crosse Logan (4)
4,934 – 2007 – De Pere (1)	3,021 – 2008 – Spooner (4)
4,811 – 2007 – Seymour (2)	2,984 – 1991 – Menasha (3)
4,810 – 1998 – De Pere (2)	2,978 – 2009 – Spooner (4)
4,801 – 2008 – Seymour (2)	2,952 – 1992 – Menasha (3)
4,746 – 2009 – Seymour (2)	2,935 – 1991 – Menasha (1)
4,603 – 2002 – Spooner (4)	2,926 – 2006 – Spooner (4)
4,531 – 2006 – Seymour (2)	2,916 – 1993 – Wausau West (3)
4,501 – 2002 – Seymour (2)	2,910 – 1988 – De Pere (B)
4,492 – 2003 – Seymour (2)	2,863 – 1998 – Spooner (4)
4,470 – 2001 – Seymour (2)	2,837 – 1993 – West De Pere (1)
4,241 – 2004 – Spooner (4)	2,829 – 1993 – West De Pere (2)
4,005 – 1994 – De Pere (2)	2,826 – 1991 – Madison La Follette (3)
3,927 – 1993 – Beaver Dam (3)	2,796 – 1991 – Janesville Parker (1)
3,876 – 2005 – Seymour (2)	2,782 – 1994 – Beaver Dam (3)
3,867 – 2000 – Seymour (2)	2,775 – 2007 – Spooner (4)
3,751 – 1992 – Cumberland (3)	2,740 – 1992 – De Pere (3)
3,669 – 1991 – Cumberland-Menomonie (3)*	2,706 – 1995 – West De Pere (1)
3,613 – 1992 – Menasha (3)	2,700 – 1992 – Sauk Prairie (3)
3,546 – 1992 – De Pere (3)	2,687 – 2001 – Spooner (4)
3,517 – 2004 – Seymour (2)	2,675 – 1990 – Turtle Lake (C)
3,459 – 1996 – Beaver Dam (3)	2,671 – 1982 – De Pere (A)
3,429 – 1992 – Beaver Dam (3)	2,638 – 1999 – Spooner (4)
3,403 – 1995 – Beaver Dam (3)	2,617 – 1985 – West De Pere (B)
3,396 – 2004 – Milwaukee (1)#	2,606 – 1990 – La Crosse Logan (C)
3,395 – 1994 – De Pere (1)	2,589 – 1992 – Eau Claire Memorial#
3,379 – 1992 – Madison La Follette (3)	2,556 – 1997 – Spooner (4)
3,365 – 1989 – West De Pere (B)	2,554 – 1991 – Waukesha South (1)
3,349 – 1984 – De Pere (B)	2,554 – 1992 – Waukesha South (3)
3,343 – 1990 – De Pere (B)	2,551 – 2008 – Sheboygan North (1)
3,326 – 1999 – West De Pere (2)	2,546 – 2009 – Greenfield (1)
3,284 – 1993 – La Crosse Logan (4)	
3,262 – 1995 – La Crosse Central (4)	
3,248 – 2009 – Neenah (1)	
3,213 – 1991 – West De Pere (2)	
3,189 – 1988 – Milwaukee Vincent (A)	

* – Two games at Cumberland, one at Menomonie

– Two games

Regional Receipts	
Tickets	\$ 519,733.00
Broadcast Rights	8,480.00
Total Regional Receipts	\$ 528,213.00
Regional Expenses	
Meet Allowances	\$ 186,857.80
Officials Fees.....	65,495.86
Trophies & Awards.....	3,906.50
Total Regional Expenses	\$ 256,260.16
Sectional Receipts	
Tickets	\$ 250,419.00
Broadcast Rights.....	3,495.00
Total Sectional Receipts	\$ 253,914.00
Sectional Expenses	
Meet Allowances.....	\$ 88,125.93
Officials Fees.....	15,668.30
Trophies & Awards.....	2,461.00
Total Sectional Expenses.....	\$ 106,255.23
State Receipts	
Tickets	\$ 320,072.00
Programs.....	7,729.00
Program Ads.....	5,336.75
Television Receipts	30,000.00
Radio Receipts	3,200.00
Royalties.....	9,390.98
Postage.....	1,142.00
Total State Receipts.....	\$ 376,870.73
State Expenses	
Running Meet (Including Rent)	\$ 128,987.44
Programs.....	6,055.00
Officials Fees.....	9,259.35
Trophies & Awards.....	1,853.20
Participant Travel	43,569.00
Total State Expenses	\$ 189,723.99
GRAND TOTAL RECEIPTS.....	\$ 1,158,997.73
GRAND TOTAL EXPENSES.....	552,239.38
DIFFERENCE.....	\$ 606,758.35

State Tournament Attendance

	Thursday			Friday			Saturday		Grand Total
	Morning	Aft.	Eve.	Morning	Aft.	Eve.	Aft.	Eve.	
1976	---	3,229*	2,414	---	3,953*	2,668	4,058	3,125	19,447
1977	---	3,455*	3,113	---	3,756*	3,890	3,933	3,265	21,412
1978	---	4,470*	3,051	---	4,296*	4,369	4,032	2,903	23,201
1979	---	3,638	4,592	3,770	4,093	4,309	4,937	3,471	28,810
1980	---	4,606	3,843	4,099	5,344	4,381	5,110	3,840	31,223
1981	---	3,632	3,327	3,775	5,314	4,205	4,556	4,087	28,896
1982	---	4,154	3,598	4,189	4,489	5,418	5,028	3,782	30,658
1983	---	4,314	3,455	4,067	5,579	5,393	6,235	3,125	32,168
1984	---	4,443	3,962	4,674	5,178	4,920	5,801	3,732	32,710
1985	---	4,282	4,369	4,086	4,822	4,914	4,439	3,376	30,288
1986	---	4,176	4,204	4,038	4,979	6,097	5,129	2,758	31,381
1987	---	4,855	4,817	4,439	4,836	6,945	7,032*	---	32,924
1988	---	5,040	4,760	4,969	6,520	6,737	8,474*	---	36,500
1989	---	4,777	5,625	4,389	6,013	6,577	9,414*	---	36,795
1990	---	5,616	4,459	5,089	6,624	5,621	7,902*	---	35,311
1991	4,743	4,466	6,534	5,223	5,530	6,087	6,459	7,650	46,692
1992	5,808	4,362	4,824	5,832	5,719	5,751	7,279	7,417	46,992
1993	4,696	5,218	5,846	5,938	6,921	7,991	7,202	11,541	55,353
1994	4,987	5,827	3,964	6,945	6,411	5,205	7,094	7,189	47,622
1995	6,637	4,707	4,718	6,275	7,045	5,787	8,141	8,435	51,745
1996	5,548	5,973	5,889	5,898	7,117	5,797	7,356	7,327	50,905
1997	5,079	4,820	4,326	5,459	6,220	5,081	6,659	6,057	43,701
1998	5,469	4,762	6,295	6,831	7,889	5,435	8,335	6,176	51,192
1999	5,313	5,418	6,674	7,317	8,420	7,496	9,731	9,229	59,598
2000	6,516	6,183	4,522	5,750	8,100	6,176	7,542	7,773	52,562
2001	5,233	6,301	6,788	7,079	8,282	8,229	7,897	11,437	61,246
2002	5,278	6,048	6,394	6,105	7,328	5,970	7,023	6,350	50,496
2003	5,588	5,323	5,838	6,694	9,070	6,322	8,268	9,221	56,324
2004	4,665	5,839	6,016	6,275	7,184	6,038	7,553	7,391	50,961
2005	5,226	7,721	4,835	6,632	8,046	6,259	7,952	7,780	54,451
2006	5,117	6,190	6,078	6,746	7,750	5,648	6,899	6,845	51,273
2007	5,119	5,115	4,021	5,410	6,620	4,571	6,839	6,058	43,753
2008	4,877	4,831	4,789	4,724	7,119	4,199	6,293	5,308	42,140
2009	4,542	4,563	4,394	5,396	6,479	4,236	5,299	5,034	39,943

*Three Game Session

Girls Tournament Paid Attendance Figures

	PRESTATE	STATE	TOTAL
1976	45,106	19,447	64,553
1977	58,436	21,412	79,848
1978	66,709	23,201	89,910
1979	66,437	28,810	95,247
1980	80,354	31,223	111,577
1981	99,776	28,896	128,672
1982	98,891	30,658	129,549
1983	95,477	32,168	127,645
1984	100,616	32,710	133,326
1985	94,932	30,288	125,220
1986	96,007	31,381	128,079
1987	107,334	32,924	140,258
1988	114,015	36,500	150,515
1989	114,652	36,795	151,447
1990	121,722	35,311	157,033
1991	130,725	46,692	177,417
1992	148,486	46,946	195,432
1993	155,055	55,353	210,408
1994	140,293	47,622	187,915
1995	168,163	51,745	219,908
1996	169,882	50,905	220,787
1997	162,211	43,701	205,912
1998	164,532	51,192	215,724
1999	162,730	59,598	222,328
2000	160,827	52,562	213,389
2001	179,665	61,246	240,911
2002	194,816	50,496	245,312
2003	200,507	56,324	256,831
2004	202,446	50,961	253,407
2005	208,556	54,451	263,007
2006	201,211	51,273	252,484
2007	179,889	43,753	223,642
2008	191,829	42,140	233,969
2009	192,808	39,943	232,751