

Boys Cross Country

The WIAA goes back to 1913 to determine its first boys cross country tournament champion. Milwaukee Riverside was the first team champion.

Milwaukee Normal School (now University of Wisconsin-Milwaukee) conducted the first State meet and the next 22. The meet has been staged in 12 different locations, including Milwaukee (four different sites), South Milwaukee, Whitefish Bay, Hartford, Kettle Moraine, Wausau, Kenosha, Wisconsin Dells and presently Wisconsin Rapids.

There was one class of competition until 1933, when for one year it changed to two divisions. The format reverted back in 1934 because of insufficient school participation until 1949 when it returned to two classes. It

became three classes in 1956 and has remained at three except in 1968, 1969 and 1970 when it was two classes. Terminology was changed to Divisions 1-2-3 instead of Classes A-B-C in 1990.

Milwaukee Riverside not only won the first championship, but also the next seven, as well as six more from 1923 to 1928. Riverside has won the most championships with 16, and all of them were won between 1913 and 1933. South Milwaukee is next with 10 titles; Stevens Point has won nine titles; Fennimore has won seven; Albany and Milwaukee Bay View have six; and Cochrane-Fountain City, Madison West, Milwaukee Washington, Port Washington, Shorewood and Whitefish Bay have five. Milwaukee Washington also has been runner-up 11 times.

Only four boys have won three individual championships — Jim Brice of Wrightstown (1975-77), Paul Voss of Clinton (1977-79), Phil Downs of Madison Memorial (1989-91) and Chris Solinsky of Stevens Point (2000-02). There have been 27 boys in Wisconsin who have won two individual titles.

Milwaukee Riverside has produced the most individual champions with nine, followed by South Milwaukee with eight. Stevens Point has produced six, and Menomonee Falls North produced five State titlists, and Boscobel, Madison Memorial, Milwaukee South and McFarland have claimed four individual championships. Individual titles have been won by runners from 95 different schools.

State Championships Wisconsin Rapids Lincoln – The Ridges Golf Course November 1, 2008

Division 1 Boys Team Scores

1. Stevens Point	5	7	12	20	32	51	70	76
2. Madison West	1	3	15	31	37	42	57	87
3. Marquette University H.S.	4	21	33	50	56	81	110	164
4. Milwaukee King	9	23	40	46	53	62	77	171
5. Madison La Follette	6	29	30	58	59	87	112	182
6. Arrowhead	10	17	36	55	97	103	106	215
7. Waukesha West	11	24	25	75	84	111	118	219
8. Germantown	19	27	34	52	90	114	125	222
9. Neenah	39	44	45	47	49	71	89	224
10. La Crosse Logan	13	38	54	68	83	121	129	256
11. Bay Port	16	22	65	76	82	95	104	261
12. Appleton East	8	14	26	109	123	136	140	280
13. Janesville Craig	2	41	73	2	96	99	119	304
14. Pulaski	35	61	74	85	88	137	139	343
15. Eau Claire Memorial	48	64	66	80	105	120	122	363
16. Mukwonago	43	67	72	98	100	113	126	380
17. Muskego	60	63	78	79	101	117	133	381
18. Waterford	18	69	91	102	116	124	128	396
19. D.C. Everest	28	86	93	107	108	132	135	422
20. Milton	94	115	127	130	131	134	138	597

Division 1 Boys Individuals

1. Derek Storkel, Tomah, 15:26.1; 2. Brett Kelly, Mad. W., 15:38.1; 3. Jerry Kerska, Sauk

Prairie, 15:43.5; 4. Spencer Agnew, Fort Atkinson, 15:46.3; 5. Marcus Paulson, Hamilton, 15:53.0; 6. Ryan Ahrens, Janes. Craig, 15:53.0; 7. Spencer Houk, Sun Prairie, 15:54.1; 8. Josh Williams, Mad. W., 16:01.3; 9. Jake Erschen, Marq. Univ. H.S., 16:03.6; 10. Nate Hatton, Stevens Point, 16:05.3; 11. Jon Wylie, Osh. No., 16:06.4; 12. Michael Brice, Kaukauna, 16:06.5; 13. Alex Brill, Mad. La Follette, 16:08.2; 14. Garrett Kerska, Sauk Prairie, 16:09.8; 15. Jack Senefeld, Stevens Point, 16:11.3; 16. Taylor Wardall, Apple. E., 16:11.9; 17. Gabe Heck, Mad. E., 16:12.4; 18. David Stilin, Milw. King, 16:13.3; 19. Isaac Newman, Meno. Falls, 16:13.4; 20. John Simons, Arrowhead, 16:13.8; 21. Matt Dugan, Wauk. W., 16:14.1; 22. Jordan King, Stevens Point, 16:16.1; 23. William Krumbach, La Cr. Cen., 16:17.7; 24. Tim Peterson, Brookfield Cen., 16:19.5; 25. Mike Clark, Wauk. So., 16:20.0; 26. Bobby Glotfelty, La Cr. Logan, 16:20.2; 27. Dan Schubert, Apple. E., 16:21.5; 28. Sam Hacker, Mad. W., 16:22.6; 29. Sam Stevens, Bay Port, 16:25.0; 30. Colin Rogers, River Falls, 16:25.6; 31. Kevin Emmerich, Arrowhead, 16:26.8; 32. Aaron Derner, Waterford, 16:27.1; 33. Nick Skidmore, Germantown, 16:30.8; 34. Paul Przybelski, Stevens Point, 16:34.7; 35. Ben Possi, Marq. Univ. H.S., 16:36.5; 36. Sam Penzenstadler, Osh. W., 16:36.8; 37. Kevin Buntman, Bay Port, 16:37.5; 38. Dan Sullivan, Elkhorn Ar., 16:37.9; 39. Nathaniel Sullivan, Milw. King, 16:38.2; 40. Kyle Warras, Wauk. W., 16:39.5; 41. Joe Martschinke, Wauk. W., 16:39.8; 42. Ben Baumann, W. Bend W., 16:40.9; 43. Andrew Amato, Brookfield E., 16:41.4; 44. Sam Leschisin, Apple. E., 16:41.8; 45. Joseph Benson, Germantown, 16:42.3; 46. Conor Rafferty, Meno. Falls, 16:42.7; 47. Tony Matushak, D.C. Everest, 16:43.3; 48. Mark Punzenberger, Wausau E., 16:44.4; 49. John Dewitt, Osh. W., 16:45.8; 50. Alex Kimble, Green Bay SW, 16:46.1; 51. Brady Wagner, Osh. No., 16:46.4; 52. Josiah Swanson, Fond du Lac, 16:47.6; 53. Abdou Seye, Mad. La Follette, 16:48.2; 54. Thor Laack-Veeder, Mad. La Follette, 16:49.2; 55. Dan Roth, Onalaska, 16:49.5; 56. Birken Schimpff, Mad. W., 16:50.1; 57. Trevor Koziczowski, Stevens Point, 16:50.2; 58. Erik Artymiuk, Antigo, 16:50.3; 59. Tim Sweeney, Marq. Univ. H.S., 16:51.6; 60. Timothy Trapp, Germantown, 16:52.1; 61. Jonathan Enderby, Pulaski, 16:52.1; 62. Russell Sandvold, Arrowhead, 16:52.3; 63. Andy Zimmermann, So. Milw., 16:53.5; 64. Brady Selner, Ashwaubenon, 16:53.6; 65. Blair Ekleberry, Mad. W., 16:54.0; 66. Kyle Joseph, La Cr. Logan, 16:54.0; 67. Matt VandeHei, Green Bay Preble, 16:54.1; 68. Kaiser Behnke, Neenah, 16:54.4; 69. Josh Gilly, Milw. King, 16:54.9; 70. Zach Krause, Badger, 16:55.4; 71. Matt Leach, De Pere, 16:55.7; 72. Tommy Meister, Janes. Craig, 16:55.8; 73. Ryan Sandler, Mad. W., 16:56.0; 74. Ethan Zastrow, Mukwonago, 16:56.0; 75. Derek Fahrtenkrug, Neenah, 16:56.2; 76. Josh Dederling, Neenah, 16:57.4; 77. Sebastian Oudenallen, Milw. King, 16:58.0; 78. Erik Hofferber, Neenah, 16:58.3; 79. Mitch Easker, Antigo, 16:59.0; 80. Bennett Naden, Middleton,



STEVENS POINT – BOYS CROSS COUNTRY CHAMPIONS (DIVISION 1) – 2008-2009

From left to right, front row, Luke Przekurat, Jacob Hahn, Aaron Esqueda, Eric Winkelman, Paul Przybelski, Trevor Koziczowski, Jordan King, Jack Senefeld, Nate Hatton, Dalton Scott, Paul Choudiro, Joey Cal, Zag Daniels, Jake Tepp, Gunnar Koelzer, Matt Mitchell, Luke Helminiak, Ryley Ruzek; second row, Coach Kevin Hopp, Tyler Hanson, Michael Hammon, Steve Lepak, Tyler Morgan, Gibson Hladky, Ryan Drake, Cory Scott, Preston Bersteen, Jacob Weisbrod, Cole Shubert-Hetzel, Sam Anderson, Jack Ferrone, Jon Formella, Wes Scott, Coach Donn Behnke; third row, Matt Hetland, Sam Sawleske, Ethan Williams, Ryan Besaw, Jordan Krutza, Sam Griffith, Ted Loy, Nathan Borton, Matt Hoyt, Quest Meyer, Jared Hucke, Jake Jaworski, Jerney Simkowski, Wyatt Adams, Brett Besaw, Alex Bachinski; fourth row, Phil Schultz, Austin Franz, Joe McKowen, Justin Krutza, Dano Miesko, Shane Adams, Shane Zach, Brian Simonick, Mark Sebree, Zeb Klein, Joey, Sieg, Brett Chojnacki, Thomas Yonash, Zack Terry, Josh Hodson, Alex Oberthaler; fifth row, Colin Sinnett, Alex Buehler, Logan Brown, Joey Spoon, Jacob Szeligowski, Aaron Koerton, Joey Hahn, Tyler Brandon, Brad Luetschwager, Ryan Dodge, Andy Ferenbach, Alex Wuest, Mark McGill, Derek Molski, Alex Giles, Josh Ward; sixth row, Nick Smith, Ross Aiken, Zack Mixdorf, Billy Hentler, Aaron Pieper, Ryan Wessell, Ben Hatton, Colin Suehring, Cody Griffith, Andy Halstead, Matt Byers, Joe Banovetz, Landon Nied, Michael Larson, Steve Kruel, Andy Summers.



TOMAHAWK – BOYS CROSS COUNTRY CHAMPIONS (DIVISION 2) – 2008-2009

From left to right, front row, Tyler Bostwick, Nick VanStrydom, Nick Glaeser, Nathan Kainz; second row, Coach John Zuelsdorf, Cody Lemke, Nick Hagar, Sam Arnott.

17:00.0; 81. Zach Adams, Badger, 17:00.2; 82. Dominic Groth, Franklin, 17:00.6; 83. Evan Bruemmer, Franklin, 17:01.4; 84. Tyler Heinz, Eau Claire Mem., 17:01.4; 85. Chris Parker, Neenah, 17:01.8; 86. Mark Caballero, Marq. Univ. H.S., 17:02.1; 87. Joey Cal, Stevens Point, 17:02.1; 88. Kevin Randle, Ken. Tremper, 17:02.4; 89. Kyle Dittloff, Germantown, 17:02.8; 90. Eric Anderson, Milw. King, 17:03.3; 91. Andy Tyink, La Cr. Logan, 17:03.5; 92. Tim Huicke, 412, Arrowhead, 17:04.1; 93. Grant Seiler, Whitnall, 17:04.2; 94. Jack Porritt, Marq. Univ. H.S., 17:04.4; 95. Chas Karch, Mad. W., 17:04.5; 96. Jordan Lindstrom, Brookfield Cen., 17:05.0; 97. Johnny Binzak, Rac. Horlick, 17:05.9; 98. Trevor Scharke, Mad. La Follette, 17:06.0; 99. Nick Ofstun, Mad. La Follette, 17:07.1; 100. Mike O'Connor, Muskego, 17:07.7; 101. Justin Enderby, Pulaski, 17:08.8; 102. Joe Morgan, Milw. King, 17:09.8; 103. Matt Borneman, Muskego, 17:10.1; 104. Ryan Schorbahn, Eau Claire Mem., 17:10.4; 105. Jake Kozielek, Bay Port, 17:10.9; 106. Timmy Nitschke, Nicolet, 17:11.5; 107. Christian Phelps, Eau Claire Mem., 17:11.5; 108. Devin Eichler, Mukwonago, 17:11.9; 109. Will Meger, La Cr. Logan, 17:12.2; 110. Wade Weisnitch, Shawano Comm., 17:12.9; 111. Bryan Rowntree, Waterford, 17:13.3; 112. Dalton Scott, Stevens Point, 17:13.4; 113. Robbie McDonald, Neenah, 17:13.5; 114. Wally Bradford, Mukwonago, 17:14.2; 115. Chris Doyle, Wauk. So., 17:14.4; 116. Garrick Jannene, Janes. Craig, 17:14.5; 117. Joe Urbashich, Homestead, 17:15.4; 118. Jake Kuhse, La Cr. Cen., 17:15.9; 119. Dustin Koepsell, Pulaski, 17:18.1; 120. Ryan Worden, Wauk. W., 17:18.1; 121. Brad Rogers, Bay Port, 17:18.9; 122. Paul Bolanowski, Milw. King, 17:19.1; 123. Zac Weier, Muskego, 17:19.4; 124. Alex York, Muskego, 17:20.7; 125. Andy Carlson, Eau Claire Mem., 17:21.0; 126. Dryden Holmes, Brookfield Cen., 17:22.2; 127. Sean Royer, Marq. Univ. H.S., 17:22.6; 128. Kory Baker, Bay Port, 17:23.8; 129. Louie Giotfelty, La Cr. Logan, 17:24.3; 130. Jake Lehmann, Whitnall, 17:24.4; 131. Caleb Laufer, Wauk. W., 17:24.5; 132. Sam Egelhoff, Pulaski, 17:27.5; 133. Jordan Theiler, D.C. Everest, 17:27.6; 134. Noah Laack-Veeder, Mad. La Follette, 17:27.8; 135. Ron Goerke, Wauk. So., 17:28.3; 136. Jesse Wesolowski, Pulaski, 17:28.3; 137. Matt Houston, Neenah, 17:28.5; 138. Kenneth Haferkorn, Germantown, 17:28.5; 139. David Bloxham, Waterford, 17:30.1; 140. Matt Bordwalk, Janes. Craig, 17:31.1; 141. Ethan Mytinger, D.C. Everest, 17:33.3; 142. Jacob Brown, Milton, 02:08.094, 17:34.2; 143. Frank Kaminski, Bay Port, 17:34.3; 144. Jason Ruchii, Janes. Craig, 17:34.5; 145. Brad Lewin, Arrowhead, 17:35.3; 146. Marty Schmacher, Mukwonago, 17:35.4; 147. Matt Mixdorf, Oregon, 17:35.7; 148. Sully Hrycz, Janes. Craig, 17:36.5; 149. Charlie Makary, Mukwonago, 17:39.1; 150. Jake Klockow, Muskego, 17:39.6; 151. Jerron Obluck, Waterford, 17:40.4; 152. Nick Linnan, Arrowhead, 17:42.5; 153. James Killian, Bay Port, 17:43.9; 154. Adam Loomis, Eau Claire Mem., 17:45.8; 155. Tyler Zeman, Arrowhead, 17:46.0; 156. Sam Anderson, D.C. Everest, 17:46.3; 157. Jack Micholic, D.C. Everest, 17:47.2; 158. Brent Burton, Apple. E., 17:47.3; 159. Mike Frohmader, Marq. Univ. H.S., 17:47.9; 160. Matt Champan, Wauk. W., 17:48.5; 161. Eric Loken, Mad. La Follette, 17:48.9; 162. Warren Kothrade, Mukwonago, 17:49.8; 163. Andrew Beck, Germantown, 17:54.5; 164. Michael Roherty, Milton, 17:55.5; 165. Clinton Heys, Waterford, 17:56.2; 166. Kyle Kocher, Muskego, 17:57.0; 167. Robbie McGonagil, Wauk. W., 17:59.7; 168. Zach Olson, Janes. Craig, 17:59.8; 169. Isaiiah Rozich, Eau Claire Mem., 18:01.2; 170. Dylan Dougherty, La Cr. Logan, 18:04.0; 171. Mike Schretenthaler, Eau Claire Mem., 18:06.0; 172. David Fischer, Apple. E., 18:06.6; 173. Luke Wusterbarth, Hudson, 18:06.9; 174. Shane Murphy, Waterford, 18:07.5; 175. Benjamin Baus, Germantown, 18:09.7; 176. Jake Stanzer, Mukwonago, 18:09.8; 177. John Wells, Milton, 18:10.5; 178. Taylor Ketterhagen, Waterford, 18:14.4; 179. Jamie Cappuccio, La Cr. Logan, 18:14.4; 180. Logan Brown, Milton, 18:14.5; 181. Alex Fernan, Milton, 18:19.4; 182. Jared Yauch, D.C. Everest, 18:22.1; 183. Austin Hackney, Muskego, 18:24.2; 184. Joe Haske, Milton, 18:24.5; 185. Weston Sinkula, D.C. Everest, 18:30.6; 186. Ian McQuistian, Apple. E., 18:30.7; 187. Trevor Darrow, Pulaski, 18:37.6; 188. John Ziegler, Milton, 18:39.7; 189. Abe Fredrickson, Pulaski, 19:08.8; 190. Luke Nygaard, Apple. E., 19:29.2.

Division 2 Boys Team Scores

1. Tomahawk	7	10	11	23	27	33	38	78
2. Catholic Memorial	3	13	14	15	43	78	99	88
3. Port Washington	1	2	16	25	45	71	76	89
4. Monroe	18	19	24	32	53	54	55	146
5. Shorewood	4	5	29	63	67	73	91	168
6. Peshtigo	6	35	44	46	61	66	100	192
7. Little Chute	21	31	42	47	75	87	101	216
8. Saint Croix Central	22	26	40	56	72	97	106	216
9. Xavier	9	37	41	62	83	88	108	232
10. Ripon	20	36	39	68	70	81	89	233
11. Nekoosa/Port Edwards	8	48	57	60	64	86	104	237
12. Platteville	12	49	58	59	82	84	85	260
13. Lakeside Lutheran	28	51	52	65	79	90	109	275
14. Rice Lake	34	50	69	95	107	110	112	355
15. West Salem	17	74	80	93	94	105	111	358
16. Portage	30	77	92	96	98	102	103	393

Division 2 Boys Individuals

1. Mark Allen, Port Wash., 15:55.1; 2. Evan Ross, Port Wash., 15:55.9; 3. John Luterbach, Cath. Mem., 16:04.0; 4. Brian Kinnard, Lux.-Casco, 16:04.5; 5. Ben Tyler, Shorewood, 16:10.4; 6. Alex Steiner, Chilton, 16:14.8; 7. Bobby Laabs, Greendale, 16:16.3; 8. Peter Drews, Shorewood, 16:17.0; 9. Alec Holguin, Cudahy, 16:17.2; 10. James Menor, Peshtigo, 16:22.3; 11. Nick VanStrydonk, Tomahawk, 16:24.7; 12. Aaron Easker, Witten-Birn., 16:26.9; 13. Jessop Keene, Prescott, 16:27.7; 14. Jacob Peterson, Nekoosa/Port Edw., 16:36.2; 15. Evan Lewandowski, Medford Ar., 16:41.0; 16. Zach Zweifel, Mount Horeb/Barn., 16:43.5; 17. Dayton Lueck, Wis. Luth., 16:44.8; 18. Steve Olson, Del-Dar., 16:46.3; 19. Bruce Schmitz, Dodgev./Min. Po., 16:46.9; 20. Matt McKenna, Mad. Edgewood, 16:47.4; 21. Tyler Willenbrink, Xavier, 16:47.8; 22. Cody Lemke, Tomahawk, 16:48.1; 23. Nathan Kainz, Tomahawk, 16:48.4; 24. Andrew Rohlman, Osceola, 16:48.9; 25. Tanner Beebe, Platteville, 16:49.8; 26. Cory Zimmerman, Adams-Friend., 16:52.7; 27. Matt Scott, Kiel, 16:53.4; 28. Justin Lauria-Banta, Cath. Mem., 16:54.4; 29. Jeff Condit, Cath. Mem., 16:55.0; 30. Lucas Jadin, Freedom, 16:56.5; 31. Dan Thompson, Waupaca, 16:57.4; 32. Sam Kitzrow, Wis. Luth., 16:57.5; 33. Eric Lauria-Banta, Cath. Mem., 16:57.7; 34. Jeff Bartlow, Port Wash., 16:59.4; 35. Lucas Wolfe, W. Salem, 16:59.9; 36. Maurice McSheperd, Wis. Luth., 17:00.1; 37. Joe Pecora, Monroe, 17:00.3; 38. Jake Wickham, New Richmond, 17:01.6; 39. Cullen Sampson, Monroe, 17:02.8; 40. Jake Tsacudakis, Ripon, 17:03.5; 41. Cody Kurscheidt, Chilton, 17:03.9; 42. Brian Barr, McFarland, 17:04.8; 43. Collin Clark, Lodi, 17:05.5; 44. Mason Grundy, Little Chute, 17:05.9; 45. Steven Zerwas, St. Croix Cen., 17:08.5; 46. Joe Blanck, New Holstein, 17:08.9; 47. Ben Cipriano, Whitewater, 17:09.0; 48. Patrick Jenkins, Deerfield/Camb., 17:09.2; 49. Sam Amott, Tomahawk, 17:10.1; 50. Brett Deane, Monroe, 17:10.3; 51. Ethan Jones, Port Wash., 17:13.8; 52. Lucas Lacrosse, Sheb. Falls, 17:17.5; 53. Will Peasley, Bl. Riv. Falls, 17:18.5; 54. Brett Johnson, St. Croix Cen., 17:18.7; 55. Nick Glaeser, Tomahawk, 17:18.8; 56. Jose Perez, Turner, 17:19.7; 57. Beau Hering, Lake Mills, 17:21.1; 58. Michael Heise, New London, 17:21.2; 59. Grey Davis, Lakeside Luth., 17:21.4; 60. Jon Luedtke, Lomira, 17:21.5; 61. Mikey Turner, Reedsburg Ar., 17:21.7; 62. John Taylor, Shorewood, 17:21.7; 63. Alex Champeau, Portage, 17:22.3; 64. Chris Pynenberg, Little Chute, 17:23.4; 65. Dylan Starck, Monroe, 17:23.9; 66. Tyler Bostwick, Tomahawk, 17:24.7; 67. Jacob Walters, Rice Lake, 17:24.8; 68. Joe Luedtke, Lomira, 17:25.9; 69. Nick Stenske, New Richmond, 17:27.3; 70. Nathan Nelson, Northwestern, 17:28.5; 71.



WEBSTER - BOYS CROSS COUNTRY CHAMPIONS (DIVISION 3) - 2008-2009

From left to right, front row, Devin Greene, Coach Jim Muus, Coach Sarah Pickering, Coach Roy Ward, Joey Erickson, Chaz Heinz; second row, Bryan Krause, Quentin Johnson, Jack Taylor, Nick Krinkie, JT Elmgren. Not pictured: Tim Sundstrom, Brad Krause, Adam Rinman, Taylor Heinz, Jim Erickson, Trevor Fontaine, Cody Isaacson, Coach Deanna Krause, Coach Jodi Elmgren.

Ross Neumann, Peshtigo, 17:28.6; 72. PJ Grasee, Ripon, 17:30.0; 73. Michael Stumpf, Xavier, 17:31.1; 74. Nick Hagar, Tomahawk, 17:31.7; 75. Travis Christenson, Sheb. Falls, 17:34.7; 76. Sean Wise, Wautoma, 17:35.8; 77. Aaron Zimdars, Ripon, 17:37.4; 78. Derrek Pedersen, St. Croix Cen., 17:38.3; 79. Andrew Heinritz, Xavier, 17:39.3; 80. Anthony Keulen, Little Chute, 17:41.3; 81. Don Kennedy, Cath. Mem., 17:41.5; 82. Brandon Barrette, Peshtigo, 17:42.3; 83. Eric Bretl, Port Wash., 17:42.8; 84. Doug Meyer, Peshtigo, 17:44.9; 85. Paul Grinsven, Little Chute, 17:45.2; 86. Mike Peterson, Nekoosa/Port Edw., 17:48.0; 87. Charlie Rowe, Platteville, 17:49.4; 88. Curtis Matton, Rice Lake, 17:50.1; 89. Caleb Sandvold, Lakeside Luth., 17:50.5; 90. Jed Dodge, Durand, 17:50.7; 91. Aaron Paschke, Lakeside Luth., 17:51.0; 92. Justin Scott, Monroe, 17:51.0; 93. Luke Peterson, Monroe, 17:53.0; 94. Joel Henry, Monroeville, 17:53.2; 95. Stephen Brunshilde, St. Croix Cen., 17:53.2; 96. Sam Wettesten, Nekoosa/Port Edw., 17:53.8; 97. Zac Pick, Platteville, 17:56.6; 98. Aaron Speiss, Platteville, 17:57.1; 99. Hunter Smith, Nekoosa/Port Edw., 17:57.4; 100. Ethan Nault, Peshtigo, 17:57.7; 101. Connor Chelsky, Xavier, 17:58.3; 102. Brendan Vorphal, Shorewood, 17:59.3; 103. Kyle Severson, Nekoosa/Port Edw., 18:00.4; 104. Danny Hafenstein, Lakeside Luth., 18:00.9; 105. Mike Orear, Peshtigo, 18:01.5; 106. Sam Dupuis, Shorewood, 18:02.3; 107. Scott Haskins, Ripon, 18:03.4; 108. Carson Powers, Rice Lake, 18:04.2; 109. Kyle Burlingame, Ripon, 18:04.5; 110. Brandon Hinneberg, Port Wash., 18:05.1; 111. Ryan Hansen, St. Croix Cen., 18:07.3; 112. Joseph Pendleton, Shorewood, 18:07.6; 113. Jared Haldeman, W. Salem, 18:09.1; 114. Rudy Botz, Little Chute, 18:13.0; 115. Jared Sandlin, Port Wash., 18:13.9; 116. Luke Treutel, Portage, 18:13.9; 117. David Grebe, Cath. Mem., 18:14.2; 118. Paul Roever, Lakeside Luth., 18:15.4; 119. Christian Koepnick, W. Salem, 18:18.3; 120. Joey Ott, Ripon, 18:20.2; 121. Nick Erickson, Platteville, 18:20.6; 122. Ryan Powley, Xavier, 18:20.7; 123. George Konecny, Platteville, 18:21.3; 124. Matt Rogers, Platteville, 18:23.1; 125. Matt Eidenschink, Nekoosa/Port Edw., 18:24.4; 126. Spencer Grundy, Little Chute, 18:24.6; 127. Sam Pawlak, Xavier, 18:27.6; 128. David Percy, Ripon, 18:28.4; 129. Tim Marks, Lakeside Luth., 18:29.2; 130. Aidan Mazur, Shorewood, 18:29.5; 131. Vince Elmhorst, Neillsville, 18:30.5; 132. Brian Hart, Portage, 18:32.2; 133. Alex Peterson, W. Salem, 18:35.7; 134. Coey Oliver, W. Salem, 18:37.5; 135. Jesse Johnson, Rice Lake, 18:43.7; 136. Issac Zarecki, Portage, 18:49.1; 137. David Butler, St. Croix Cen., 18:49.1; 138. Derrick Zamzow, Portage, 18:54.4; 139. Aaron Kramer, Cath. Mem., 18:57.6; 140. Josh Bayer, Peshtigo, 18:59.4; 141. Jordan Lamers, Little Chute, 19:02.1; 142. Jeff Maenner, Portage, 19:04.9; 143. Marcus Thompson, Portage, 19:05.2; 144. Erik Brost, Nekoosa/Port Edw., 19:05.6; 145. Chris Hutson, W. Salem, 19:06.1; 146. Logan Snyder, St. Croix Cen., 19:11.2; 147. Matthew Vannatta, Rice Lake, 19:14.0; 148. Tom Holschuh, Xavier, 19:14.9; 149. Paul Lenser, Lakeside Luth., 19:26.0; 150. Matt Orme, Rice Lake, 19:30.3; 151. Brandon Gaethke, W. Salem, 19:37.4; 152. Conlan Parkman, Rice Lake, 19:59.6.

Division 3 Boys Team Scores

1. Webster	5	13	18	21	26	31	44	83
2. Cedar Grove-Belgium	1	9	17	34	49	77	94	110
3. Sevastopol	3	6	27	45	48	53	129	129
4. Marshall	11	12	30	37	39	69	83	129
5. Aquinas	4	7	20	62	65	81	86	158
6. Brookfield Academy	10	15	36	52	55	82	96	168
7. Regis	16	38	47	50	51	67	89	202
8. Oshkosh Lourdes	14	19	43	63	72	104	109	211
9. Laconia	23	24	29	60	93	107	110	229
10. Stratford	25	35	42	54	98	106	254	254
11. Darlington	22	40	66	71	73	79	100	272
12. Marathon	28	46	57	70	88	99	102	289
13. Park Falls	8	32	80	85	87	90	103	292
14. Drummond	33	56	64	68	74	75	97	295
15. Albany	2	61	78	84	91	92	105	316
16. Arcadia	41	58	59	76	95	101	108	329

Division 3 Boys Individuals

1. Josh Mulloy, Cedar Gr.-Belg., 16:07.9; 2. Jajuan Tyler, Rac. St. Catherine's, 16:11.0; 3. Jake Lincicum, Albany, 16:18.9; 4. James Heroux, Sevastopol, 16:22.1; 5. Sam Simones, Aquinas, 16:27.6; 6. Jack Taylor, Webster, 16:30.7; 7. Cole Vanderleest, Sevastopol, 16:43.6; 8. Payton Sterba, Aquinas, 16:47.3; 9. Taylor Seeger, Cameron, 16:50.6; 10. Tyler Behnke, Brillion, 16:53.1; 11. Jed Carlson, Park Falls, 16:53.7; 12. Myles Galloway, Elk. Lake-Glen, 16:54.0; 13. Joel Merritt, Cedar Gr.-Belg., 16:55.4; 14. Nathan Hepp, Brookfield Ac., 16:55.7; 15. Jesse Pingel, Brookwood, 16:57.7; 16. Jake Hansen,

EXHIBIT G

(WIAA 86th Annual Yearbook (2008-2009) –
Included as Part of Stipulation of Background
Facts on January 21, 2010, Document #26.
Part 3 of 7, p. 100-p. 149)

Ken. St. Joseph, 16:59.1; 17. Hunter Weber, Marshall, 16:59.1; 18. Brett Davis, Marshall, 17:01.8; 19. Dennis Haak, Belleville, 17:09.1; 20. Quentin Johnson, Webster, 17:10.3; 21. DT McDonald, Osh. Lourdes, 17:10.9; 22. Carl Holborn, The Prairie Sch., 17:11.6; 23. Vikram Purewal, Brookfield Ac., 17:11.8; 24. Brian Farley, Regis, 17:12.4; 25. TJ DuMez, Cedar Gr.-Belg., 17:14.7; 26. Alex Faber, Edgar, 17:16.1; 27. Joey Erickson, Webster, 17:16.8; 28. Eric Rudd, Osh. Lourdes, 17:17.5; 29. Nate Scharenbrock, Flambeau, 17:17.5; 30. Derek Johnsrud, Rio/Fall River, 17:18.2; 31. Anthony Jagielo, Tri-County, 17:18.6; 32. Logan Seipel, Colfax, 17:22.2; 33. Luke Schuttenhelm, Aquinas, 17:22.6; 34. Bryan Krause, Webster, 17:23.3; 35. Jordan Heinberg, Darlington, 17:24.9; 36. Nathaniel Behnke, Bruce, 17:26.0; 37. Zachary Coleman, Bonduel, 17:26.3; 38. Mitch Lacy, Hilbert, 17:27.6; 39. Sam Moon, Laconia, 17:27.6; 40. Terry Englert, Cadott, 17:28.1; 41. Chris Michels, Laconia, 17:28.5; 42. Jordan Henrickson, Whitehall, 17:28.9; 43. Steve Wenzel, Stratford, 17:29.2; 44. Matt Bronk, Ken. St. Joseph, 17:31.0; 45. Nick Krimke, Webster, 17:31.6; 46. Brian Hofman, Cen. Wis., 17:34.0; 47. Ander Clark, Gillett, 17:34.5; 48. Tim Pastika, The Prairie Sch., 17:35.6; 49. Alex Schroeder, Fall Creek, 17:37.3; 50. Colten Thewis, Mellen, 17:39.5; 51. Conrad Wilson, Sevastopol, 17:40.8; 52. Ben Wesolowski, Marathon, 17:42.9; 53. Bryan Carey, Columbus Cath., 17:43.2; 54. Curtis Allbaugh, No. Crawford, 17:44.3; 55. Alex Reim, St. Mary Cen., 17:45.0; 56. Todd Korthals, Luther, 17:45.9; 57. Joe Propson, Laconia, 17:46.5; 58. Alex Gronemeyer, Auburndale, 17:47.8; 59. Monte Stewart, Flambeau, 17:48.4; 60. Brian Winker, Random Lake, 17:49.1; 61. Zach Peterson, Marshall, 17:50.4; 62. Devin Greene, Webster, 17:50.5; 63. Scott Johank, Washburn, 17:51.1; 64. Carl Ottestad, Osseo-Fairchild, 17:52.1; 65. Steven McKinley, Grantsburg, 17:52.2; 66. Alex Barbelin, Park Falls, 17:53.6; 67. Greg Jarecki, Drummond, 17:53.7; 68. Matt Ackley, Howards Gr., 17:55.0; 69. Richard Beabout, Cedar Gr.-Belg., 17:55.7; 70. Ryan Wierzbza, Rosholt, 17:55.8; 71. Matt Zuelke, Stratford, 17:55.9; 72. Neil Warren, Brookfield Ac., 17:55.9; 73. Jared Kubehl, Marshall, 17:56.4; 74. Nick Johnson, Regis, 17:57.4; 75. Blake Ward, Marshall, 17:58.0; 76. Markus Garrison, Darlington, 17:59.7; 77. Tyler Arentz, Bangor, 18:00.5; 78. Connor Leonard, Arcadia, 18:02.1; 79. Ben Schoenecker, Stratford, 18:02.3; 80. Dylan Loos, Osh. Lourdes, 18:02.9; 81. Joe Zant, Hillsboro, 18:03.1; 82. Chaz Heinz, Webster, 18:03.6; 83. Brandon Marolda, Sevastopol, 18:04.3; 84. Alex Brickheimer, Marathon, 18:05.2; 85. Nick Wagner,

Regis, 18:06.0; 86. Jon Bittorf, Sevastopol, 18:06.1; 87. Alex Holle, Cedar Gr.-Belg., 18:06.1; 88. Kevin Mathiowetz, Regis, 18:06.5; 89. Isaac Schober, Regis, 18:07.3; 90. John Griffin, Brookfield Ac., 18:07.8; 91. Tanner Tomesh, Cameron, 18:07.9; 92. Conner Vanderleest, Sevastopol, 18:09.3; 93. Tim Hoefs, Stratford, 18:09.8; 94. Colin Wruck, Brookfield Ac., 18:12.0; 95. Brian Best, Drummond, 18:13.5; 96. Cedric Lechleitner, Marathon, 18:13.8; 97. Eric Pronschinske, Arcadia, 18:15.7; 98. Riley Buss, Arcadia, 18:16.6; 99. Jackson Rosenau, Laconia, 18:17.3; 100. Jake Short, Albany, 18:18.1; 101. Patrick Campbell, Aquinas, 18:18.5; 102. Patrick McCorkle, Osh. Lourdes, 18:18.5; 103. Dylan Johnson, Drummond, 18:20.6; 104. Jamie Cooper, Aquinas, 18:20.9; 105. Michael Sinclair, Darlington, 18:21.8; 106. Josh Kassing, Regis, 18:22.2; 107. Kyle Weber, Drummond, 18:22.7; 108. Kevin Fry, Marshall, 18:26.3; 109. Tyler Hamann, Marathon, 18:29.2; 110. Connor Roche, Darlington, 18:31.2; 111. Kyle Kubasta, Osh. Lourdes, 18:32.5; 112. Kent Miehle, Darlington, 18:34.3; 113. Bryant Ayers, Drummond, 18:35.6; 114. Dustin Dale, Drummond, 18:37.8; 115. Trent Kube, Arcadia, 18:41.8; 116. Al Murphy, Cedar Gr.-Belg., 18:43.4; 117. Drew Mather, Albany, 18:44.8; 118. Brett Hardymann, Darlington, 18:45.3; 119. Charles Corbett, Park Falls, 18:46.3; 120. Mark Steingraeber, Aquinas, 18:50.0; 121. Taylor Davis, Brookfield Ac., 18:53.8; 122. Mitchell Murphy, Marshall, 18:54.9; 123. Reece Whitehead, Albany, 18:55.5; 124. Ross Hilgart, Park Falls, 18:56.4; 125. Clint Tudahl, Aquinas, 18:56.7; 126. Dustin Bay, Park Falls, 18:58.4; 127. Kelby Lechleitner, Marathon, 19:02.7; 128. David Connell, Regis, 19:03.0; 129. Michael Hecimovich, Park Falls, 19:04.9; 130. Tyler Bauman, Albany, 19:05.0; 131. Travis Helland, Albany, 19:05.2; 132. Brandon Julka, Laconia, 19:07.1; 133. Brandon Krauska, Cedar Gr.-Belg., 19:07.7; 134. Andrew Pieterick, Arcadia, 19:08.6; 135. Akshar Jaglan, Brookfield Ac., 19:09.7; 136. Zach Oleson, New Lisbon, 19:10.5; 137. Ken Knapp, Drummond, 19:18.9; 138. Brandon McHugh, Stratford, 19:22.3; 139. Will Reiche, Marathon, 19:24.0; 140. Seth Endres, Darlington, 19:29.1; 141. Felipe Martinez, Arcadia, 19:44.1; 142. Dustin Salber, Marathon, 19:46.5; 143. Myles Hirtreiter, Park Falls, 19:47.0; 144. Corey Kneffel, Osh. Lourdes, 19:49.7; 145. Tyler Conley, Albany, 19:50.4; 146. Michael Hartl, Stratford, 19:54.9; 147. Tyler Julka, Laconia, 19:55.9; 148. Cameron Waneak, Arcadia, 19:57.6; 149. Andy Becker, Osh. Lourdes, 19:59.2; 150. Isaac Norton, Laconia, 20:48.4; -- Benny Swift, Sevastopol, DNS; -- Karl Uthmeier, Stratford, DNS.

Sectional Results

Division 1

Arrowhead

Germantown 55, Arrowhead 68, Meno. Falls 81, Homestead 108, West Bend West 114, Hartford Un. 145, Cedarburg 200, Hamilton 200, West Bend East 256, Slinger 286 and Milw. Vincent 317. Individual finishers - Marcus Paulson, Hamilton (16:04); Isaac Newman, Meno. Falls; Joe Urbaschich, Homestead; Conor Rafferty, Meno. Falls and Elton Rogers, West Bend West.

Brookfield Central

Milw. King 49, Marq. Univ. H.S. 66, Brookfield Cen. 82, Brookfield East 88, Nicolet 119, Wauwatosa East 138, Whitefish Bay 140, Pius XI 258, Wauwatosa West 284, Milw. River. Univ. 296 and Milw. Arts/Pul./Ronald W. Reagan 297. Individual finishers - Andrew Amato, Brookfield East (16:32); Tim Peterson, Brookfield Cen.; Jordan Lindstrom, Brookfield Cen.; Dryden Holmes, Brookfield Cen. and Timmy Nitschke, Nicolet.

Green Bay East/West

Bay Port 50, Pulaski 82, Green Bay Preble 89, Ashwaubenon 98, Kaukauna 124, De Pere 152, Green Bay SW 173, Menasha 186, Kimberly 191, Manitowoc Linc. 276, Green Bay East 334 and Green Bay W. 362. Individual finishers - Michael Brice, Kaukauna (16:18); Matt Leach, De Pere; Alex Kimble, Green Bay SW; Matt Vandehci, Green Bay Preble and Brady Selner, Ashwaubenon.

La Crosse Logan

La Cr. Logan 57, Eau Claire Mem. 77, La Cr. Cen. 81, Hudson 95, Holmen 144, Onalaska 154, River Falls 156, Superior 200, Sparta 235, Chip. Falls 274, Menomonee 285 and Eau Claire North 314. Individual finishers - Luke Wusterbach, Hudson (16:28); William Krumbach, La Cr. Cen.; Colin Rodgers, River Falls; Dan Roth, Onalaska and Jake Kuhse, La Cr. Cen.

Madison West

Madison West 45, Madison La Follette 51, Sun Prairie 96, Madison Mem. 138, Sauk Prairie 140, Madison East 142, Middleton 144, Verona Ar. 160, DeForest 274, Waunakee 292, Baraboo 296 and Monona Gr. 353. Individual finishers - Spencer Houk, Sun Prairie (16:10); Garrett Kerska, Sauk Prairie; Gabe Heck, Madison East; Jerry Kerska, Sauk Prairie and Bennett Naden, Middleton.

Merrill

Stevens Point 24, D.C. Everest 104, Wis. Rapids Linc. 128, Antigo 142, Lakeland 160, Marshfield 171, Wausau West 172, Wausau East 181, Rhinelander 197, Shawano Com. 226, Tomah 275 and Merrill 276. Individual finishers - Derek Storkel, Tomah (15:55); Erik Artymiuk, Antigo; Mitch Easker, Antigo; Mark Punzenberger, Wausau East and Wade Weisnicht, Shawano Com.

Oshkosh West

Neenah 54, Appleton East 73, Osh. North 89, Osh. West 101, Fond du Lac 126, Hortonville 132, Plymouth 166, Appleton No. 211, Sheb. North 227, Sheb. South 248, Appleton West 267 and Beaver Dam 341. Individual finishers - Jon Wylie, Osh. North (15:35); Josiah Swanson, Fond du Lac; John Dewitt, Osh. West; Sam Penzenstadler, Osh. West and Brady Wagner, Osh. North.

Racine Horlick

Muskego 35, Waterford 78, Franklin 86, Rac. Horlick 103, Ken. Bradford 122, Ken. Tremper 138, South Milw. 177, Rac. Case 205, Racine Park 205, Westosha Cen. 267, Oak Cr. 294 and Wilmot Un. 381. Individual finishers - Kevin Randle, Ken. Tremper (16:52); Johnny Binzak, Rac. Horlick; Andy Zimmerman, South Milw.; Evan Bruemmer, Franklin and Dominic Groth, Franklin.

Stoughton

Janes. Craig 34, Milton 90, Fort Atkin. 102, Badger 130, Stoughton 147, Janes. Parker 156, Watertown 176, Elkhorn Ar. 180, Oconomowoc 195, Oregon 245, Burlington 273 and Beloit Mem. 353. Individual finishers - Spencer Agnew, Fort Atkin. (16:05); Zach Krause, Badger; Dan Sullivan, Elkhorn Ar.; Zach Adams, Badger and Matt Mixdorf, Oregon.

Waukesha South

Wauk. W. 48, Mukwonago 50, Wauk. So. 80, Whitnall 84, Kettle Moraine 141, Wauk. No. 152, Milw. Bradley Tech./So. 194, West Allis Hale 203, West Allis Cen. 216, Greenfield 321 and Milw. Hamilton 343. Individual finishers - Mike Clark, Wauk. So. (16:18); Grant Sidler, Whitnall; Ron Goerke, Wauk. So.; Chris Doyle, Wauk. So. and Jake Lehmann, Whitnall.

Division 2

Black River Falls

Nekoosa/Port Edw. 55, West Salem 94, Bl. Riv. Falls 142, Adams-Friend. 143, Westby 171, Gale-Ett.-Trempp. 185, Viroqua 185, Neillsville 223, Ellsworth 228, Mauston 230, Durand 238, Reedsburg A. 263, Mondovi 316, Altoona 401, Wis. Dells 403, Colby/Abbotsford 425 and Pioneer Westfield/Montello 454. Individual finishers - Cory Zimmerman, Adams-Friend. (17:21); Will Peasley, Bl. Riv. Falls; Vince Elmhurst, Neillsville; Mikey Turner, Reedsburg Ar. and Jed Dodge, Durand.

Kiel

Little Chute 68, Xavier 78, Chilton 89, Luxem.-Casco 104, Kiel 114, Two Rivers 145, Notre Dame 154, Denmark 217, St. Lawrence Sem. 233, Mishicot 306, Sturgeon Bay 310, West De Pere 334 and Valders 374. Individual finishers - Brian Kinnard, Luxem.-Casco (16:35); Alex Steiner, Chilton; Joe Blanck, New Holstein; Matt Scott, Kiel and Cody Korscheidt, Chilton.

Mayville

Ripon 80, Portage 106, Lomira 106, Poynette 159, Winneconne 167, Wautoma 172, Sheb. Falls 177, Winnebago Luth. Ac. 184, Berlin 188, Mayville 214, Columbus 263, Omro 298 and Waupun 304. Individual finishers - Jon Luedtke, Lomira (17:19); Joe Luedtke, Lomira; Sean Wise, Wautoma; Travis Christenson, Sheb. Falls and Lucas Lacrosse, Sheb. Falls.

Milwaukee Lutheran

Port Wash. 42, Shorewood 57, Wis. Lutheran 59, Univ. Sch. of Milw. 153, Greendale 194, Grafton 207, St. Thomas More 211, New Berlin Eisen. 216, New Berlin W. 226, Milw. Luth. 243, Cudahy 266, Martin Luther 322, Brown Deer 353 and Messmer 384. Individual finishers - Alec Holgiun, Cudahy (16:35); Bobby Laabs, Greendale; Dayton Lueck, Wis. Luth.; Maurice McSheperd, Wis. Luth. and Sam Kitzrow, Wis. Luth.

Pewaukee

Catholic Mem. 46, Lakeside Luth. 78, Cambridge 118, Pewaukee 133, Turner 146, Lake Mills 152, Whitewater 166, Delavan-Dar. 166, Clinton 174, Union Gr. 255, Big Foot 313, East Troy 340, Palmyra-Eagle 373 and Jefferson 391. Individual finishers - Patrick Jenkins, Cambridge (17:31); Steve Olson, Delavan-Dar.; Jose' Perez, Turner; Ben Cipriano, Whitewater and Beau Hering, Lake Mills.

Platteville

Monroe 46, Platteville 69 McFarland 99, Lodi 108, New Glarus/Montic. 142, Dodgeville/Min. Po. 168, Mo. Horeb/Barn. 174, Mad. Edgewood 199, Edgerton 279, Richland Cen./Ithaca 284, Parkview 308, Prairie du Chien 320, Evansville 339, Broadhead/Juda 352 and River Valley 431. Individual finishers - Zach Zweifel, Mo. Horeb/Barn. (16:29); Bruce Schmitz,

Dodgeville/Min. Po.; Matt McKenna, Mad. Edgewood; Brian Barr, McFarland and Collin Clark, Lodi.

Tomahawk

Tomahawk 37, Peshtigo 87, Freedom 103, Oconto Falls 121, Medford Area 141, Seymour 169, Witten.-Birn. 211, New London 217, Mosinee 233, Fox Valley Luth. 240, Waupaca 269, Marinette 304 and Oconto 363. Individual finishers - Aaron Easker, Witten.-Birn. (16:08); Evan Lewandowski, Medford Ar.; Michael Heise, New London; Dan Thompson, Waupaca and Lucas Jadin, Freedom.

Unity

St. Croix Cen. 78, Rice Lake 87, Northwestern 96, Hayward 120, Osceola 120, Ashland 121, New Richmond 136, Amery 157, Prescott 241, Somerset 328, St. Croix Falls 337, Bloomer 348, Cumberland 370, Baldwin-Wood. 384, Unity/Luck 403 and Barron 486. Individual finishers - Jessop Keene, Prescott (16:47); Andrew Rohlman, Osceola; Jake Wickham, New Richmond; Nick Stenske, New Richmond and Nathan Nelson, Northwestern.

Division 3

Arcadia

Aquinas 33, Arcadia 97, Blair-Taylor 135, Grafton 179, Osseo-Fair. 185, Loyal/Greenwood 185, Melrose-Mind. 201, Luther 206, Whitehall 220, Fall Creek 230, Gilmanton/Indep. 241, Coch.-Fo. City 261, Pittsville 270 and Lincoln 329. Individual finishers - Alex Schroeder, Fall Creek (18:02); Todd Korthals, Luther; Carl Ottestad, Osseo-Fair.; Jordan Henrickson, Whitehall and Tyler Arentz, Bangor.

Belleville

Darlington 52, Albany 76, Brookwood 78, Boscobel 127, New Lisbon 133, Belleville 159, Hillsboro 173, Wis. Heights 193, Fennimore 229, Lancaster 322, Pecatonica/Argyle 265 and Riverdale 448. Individual finishers - Jesse Pingel, Brookwood (17:52); Dennis Haak, Belleville; Zach Olson, New Lisbon; Joe Zant, Hillsboro and Curtis Allbaugh, North Crawford.

Boycerville

Webster 34, Regis 80, Cadott 113, Eau Claire Immanuel Luth. 122, Cameron 140, Stanley-Boyd 146, Colfax 227, Grantsburg 228, McDonell Cen. 230, Chetek 245, Greenwood City 263, Boyceville 270 and Spring Valley 323. Individual finishers - Taylor Seeger, Cameron (16:57); Logan Seipel, Colfax; Terry Englert, Cadott; Steven McKinley, Grantsburg and Tanner Tomesh, Cameron.

Bruce

Park Falls 75, Drummond 79, Flambeau 82, Prentice/Rib Lake 134, Mellen 140, Phillips 156, Bruce 166, Washburn 176, Gilman/Cornell 205, Ladysmith 252, Solon Spr. 292 and Glidden/Butter. 296. Individual finishers - Nate Scharenbrock, Flambeau (17:13); Colten Thewis, Mellen; Scott Johank, Washburn; Nathaniel Behnke, Bruce and Monte Stewart, Flambeau.

Edgar

Marathon 59, Stratford 65, Auburndale 126, Amherst 150, Edgar 160, Rosholt 160, Assumption 164, Pacelli 170, Iola-Scand. 177, Laona/Wabeno 204, Athens 227, Crandon Inc., Marion Inc., Columbus Cath. Inc., Spencer Inc., Three Lakes Inc., and Tri-County Inc. Individual finishers - Alex Faber, Edgar (17:06); Anthony Jagielo, Tri-County; Bryan Carey, Columbus Cath.; Alex Gronemeyer, Auburndale and Ryan Wierzbza, Rosholt.

Green Bay East/West

Sevastopol 32, Osh. Lourdes 69, Gillett 88, Brillion 124, Bonduel 141, Gibraltar 158, Regisville 202, Roncalli 235, Hilbert

243, St. Mary Cen. 244, Manitowoc Luth. 271 and Algoma 273. Individual finishers – Tyler Behnke, Brillion (17:23); Zachary Coleman, Bonduel; Alex Reind, St. Mary Cen.; Ander Clark, Gillett and Mitch Lacy, Hilbert.

Sheboygan Area Lutheran

Cedar Gr.-Belg. 47, Laconia 68, Howards Gr. 103, Random Lake 112, Sheb. Area Luth. 120, Elk. Lake-Glen. 214, Horicon 221, St. Mary's Spr. 222, Rio/Fall River 224, Markesan 227,

Pardeeville 227, Oostburg 265, Princeton 314, Cen. Wis. Christian Inc. and Green Lake Inc. Individual finishers – Myles Galloway, Elk. Lake-Glen. (17:20); Derek Johnsrud, Rio/Fall River; Brian Hofman, Cen. Wis. Christian; Brian Winkler, Random Lake and Matt Ackley, Howards Gr.

The Prairie School

Brookfield Ac. 72, Marshall 73, Ken. St. Joseph 86, The Prairie Sch. 98, Watertown Luther Prep Sch. 146, Lake Country

Luth. 164, Trinity Ac. 179, Rac. St. Catherine's 229, Shoreland Luth. 242, Waterloo 265, Heritage Christian 279, Cath. Cen. 280, Dodgeland 329, The Hope School 402, Faith Christian/Ken. Christian Life Inc., Living Word Luth. Inc. and Univ. Lake Sch. Inc. Individual finishers – Jajuan Tyler, Rac. St. Catherine's (16:50); Jake Hansen, Ken. St. Joseph; Carl Holborn, The Prairie Sch.; Tim Pastika, The Prairie Sch. and Matt Bronk, Ken. St. Joseph.

State Boys Cross Country Champions

Year	Champion (Coach)	Runner-up (Coach)	Individual	Site
1913	Milw. Riverside No score	No record	No record	Milwaukee Teachers' College
1914	Milw. Riverside 39	Milw. North & Milw. South 56	Roy Donovan, Milw. South	Milwaukee Teachers' College
1915	Milw. Riverside 30	Milw. North 46	Kenneth Head, Milw. Riverside	Milwaukee Teachers' College
1916	Milw. Riverside 28	Milw. North 37	John Roberts, Milw. Riverside	Milwaukee Teachers' College
1917	Milw. Riverside 22	Milw. South 33	Cy Buckett, Milw. South	Milwaukee Teachers' College
1918	Milw. Riverside No score	No record	No record	Milwaukee Teachers' College
1919	Milw. Riverside 19	Milw. South 54	Raymond Arndt, Milw. Riverside	Milwaukee Teachers' College
1920	Milw. Riverside 19	Milw. South 45	Leroy Grossman, Milw. Riverside	Milwaukee Teachers' College
1921	Milw. South 22	Milw. Riverside 43	Henry Jacobsen, Milw. South	Milwaukee Teachers' College
1922	Milw. South 26	Milw. Riverside 29	Charles Kline, Milw. Riverside	Milwaukee Teachers' College
1923	Milw. Riverside 24	Milw. Washington 61	Eugene Kowski, Milw. Riverside	Milwaukee Teachers' College
1924	Milw. Riverside 42 1/2	Milw. Washington 56	Ernest Wright, Milw. Riverside	Milwaukee Teachers' College
1925	Milw. Riverside 31	Milw. Bay View 45	John Brown, Racine	Milwaukee Teachers' College
1926	Milw. Riverside 24	Manitowoc 35	Al Folsom, Milw. Riverside	Milwaukee Teachers' College
1927	Milw. Riverside 36	Milw. Washington 43	Al Folsom, Milw. Riverside	Milwaukee Teachers' College
1928	Milw. Riverside 46	Milw. South 70	Art Saffert, Milw. Washington	Milwaukee Teachers' College
1929	Manitowoc 43	Milw. Washington 51	Orville O'Neil, Manitowoc	Milwaukee Teachers' College
1930	Milw. Washington 67	Milw. Riverside 72	Orville O'Neil, Manitowoc	Milwaukee Teachers' College
1931	Milw. South 53	Milw. Riverside 86	Lee Pray, Shorewood	Milwaukee Teachers' College
1932	Milw. Bay View and Milw. Washington 90		Lee Pray, Shorewood	Milwaukee Teachers' College
1933	(L) Milw. Riverside 37	Milw. Washington 67	Charles Westfahl, Milw. Riverside	Milwaukee Teachers' College
	(S) Port Washington 17	Hartland 45	Fred Schmit, Port Washington	
1934	West Allis 92	Milw. Riverside 98	Paul Hassett, Milw. West	Milwaukee Teachers' College
1935	Milw. Washington 77	Milw. Bay View 82	Paul Hassett, Milw. West	Milwaukee Teachers' College
1936	Milw. Riverside 59	Milw. Bay View 88	Fred Kummer, South Milw.	Lake Course, Milwaukee
1937	South Milw. 58	Milw. Riverside 63	Fred Kummer, South Milw.	Grant Park, South Milwaukee
1938	South Milw. 44	West Allis 89	Fred Parent, South Milw.	Grant Park, South Milwaukee
1939	South Milw. 38	West Allis 70	Merle Knox, South Milw.	Grant Park, South Milwaukee
1940	South Milw. 70	Milw. Bay View 86	Russ Winkel, West Allis	Grant Park, South Milwaukee
1941	South Milw. 58	Milw. Bay View 70	Les Larson, South Milw.	Grant Park, South Milwaukee
		Milw. South 70		
1942	Milw. King 60	Milw. Riverside 102	Les Larson, South Milw.	Grant Park, South Milwaukee
1943	Milw. Bay View 51	Milw. Washington 72	Dean Corrado, Milw. Washington	Estabook Park, Whitefish Bay
1944	Milw. Bay View 70	West Allis Central 108	Winfred Gross, Milw. South	Estabook Park, Whitefish Bay
1945	Milw. Bay View 81	Milw. South 90	Don Gehrmann, Milw. Pulaski	Estabook Park, Whitefish Bay
1946	Wauwatosa 84	Milw. Washington 101	John Stearns, South Milw.	Grant Park, South Milwaukee
1947	Madison West 99	Milw. King 151	Tom Ward, Madison West	Grant Park, South Milwaukee
1948	Racine Park 64	Wauwatosa 69	Bob Mills, Wauwatosa	Grant Park, South Milwaukee
1949	(L) Racine Park 57	Wauwatosa 74	Hans Schenk, Wauwatosa	Grant Park, South Milwaukee
	(S) South Milwaukee 52	Wis. Rapids 61	Jim Ward, Madison West	
1950	(L) Janesville 82	Milw. Bay View 94	Bruno Maurer, Wauwatosa	Grant Park, South Milwaukee
	(S) South Milw. 54	Beaver Dam 67	Herb Corson, Milw. Lincoln	
		Milw. Lincoln 67		
1951	(L) Madison West 62	Racine Park 96	Jim Paulson, Racine Park	Grant Park, South Milwaukee
	(S) South Milwaukee 18	Whitefish Bay 67	Dave Harris, South Milw.	
1952	(L) Milw. Washington 66 (Chester Trost)	Madison West 99	Jim Paulson, Racine Park	Grant Park, South Milwaukee
	(S) South Milwaukee 34 (Brown)	Whitefish Bay 68	Gerd Schneider, Shorewood	
1953	(L) Wauwatosa 45 (Tom Duffy)	Milw. Washington 58 (Chester Trost)	Jim Allen, Milw. West	Grant Park, South Milwaukee
	(S) Milw. Lincoln 51 (R.E. Foot)	Whitefish Bay 77 (Willard Rudiger)	Art Quinell, Shorewood	
1954	(L) Wauwatosa 86 (Tom Duffy)	Milw. South 115 (Joe Heinemann)	Harold Struck, Milw. South	Grant Park, South Milwaukee
	(S) Milw. Lincoln 66 (Ron Foot)	Whitefish Bay 69 (Willard Rudiger)	Carl McMurray, Milw. Lincoln	
1955	(L) Madison West 99 (Orville Evans)	Milw. Pulaski 157 (Stanley Kezele)	Dan Koch, West Allis Central	Hartford Country Club
	(S) Whitefish Bay 65 (Willard Rudiger)	Shawano 92 (John Kenney)	Jim Collins, Hartford	
1956	(L) Waukesha 53 (Robert Campbell)	Milw. Riverside 57 (Paul Pleister)	Don Dooley, Waukesha	Hartford Country Club
	(M) Wausau 55 (William Smiley)	Janesville 94 (Sam Leete)	Jared Nourse, Whitefish Bay	
	(S) Port Washington 70 (Earl Foster)	Hartford 77 (G.J. Mahr)	John Lesch, Port Washington	
1957	(L) Wausau 66 (William Smiley)	Waukesha 96 (Cameron Campbell)	Dennis Monroe, Kenosha	Hartford Country Club
	(M) Whitefish Bay 64 (Willard Rudiger)	Madison West 69 (Orville Evans)	Dick McDermott, Whitefish Bay	
	(S) Port Washington 30 (Earl Foster)	Marshfield 93 (Charles Turner)	John Lesch, Port Washington	
1958	(L) West Allis Central 67 (Gene Landgraf)	Milw. Pulaski 110 (Stanley Kezele)	Dick Trawicki, West Allis Central	Hartford Country Club
	(M) Milw. North 62 (Elmer Thompson)	Racine Horlick 107 (John Hubbard)	Dick Terhorst, Nicolet	
	(S) Milw. Lincoln 107 (Ron Foot)	Berlin 111 (Chester Polka)	Jim Sprague, Greendale	
1959	(L) Milw. Bay View 85 (Bill Matthei)	Milw. Washington 98 (Leo Potochnik)	Bob Meehan, Milw. Bay View	Hartford Country Club
	(M) Monona Grove 124 (Rob Ristau)	Two Rivers 168 (John LeRoy)	Greg Gard, Granville	
	(S) Amherst 71 (Pat Patterson)	Mount Hope 114 (Ray Halstead)	Mike Campbell, Ripon	
1960	(L) Milw. Bay View 76 (Bill Matthei)	Wausau 92 (William Smiley)	Bob Meehan, Milw. Bay View	Hartford Country Club
	(M) Milw. North 78 (Elmer Thompson)	Brookfield 79 (Russell Coley)	Greg Gard, Granville	
	(S) Port Washington 121 (John Walstra)	Hortonville 127 (John Amburgy)	Dick Stutts, Milw. Lincoln	
1961	(L) Janesville 60 (Sam Leete)	Milw. Custer 70 (Herbert Royal)	Stan Graffin, Milw. Pulaski	Hartford Country Club
	(M) Whitefish Bay 65 (Rich Vanden Avond)	Brookfield Central 73 (Russell Coley)	Dave McDermott, Whitefish Bay	
	(S) Kewaskum 58 (John Lutz)	Ripon 66 (Gordon Luedtke)	Ralph Treder, Berlin	
1962	(L) Janesville 44 (Sam Leete)	Milw. Washington 70 (Archie Hecht)	Bruce Fraser, Milw. Washington	Hartford Country Club
	(M) Whitefish Bay 78 (Rich Vanden Avond)	Neenah 83 (Marlon Batterman)	Dave McDermott, Whitefish Bay	
	(S) Waupaca 69 (Leroy Haberkorn)	Berlin 70 (D. Frank)	Ken Atigo-Olal, Greendale	

Boys Cross Country

Year	Champion (Coach)	Runner-up (Coach)	Individual	Site
1963	(L) Madison West 43 (Orville Evans)	Milw. Marshall 82 (Leo Potochnik)	Bob Gordon, Madison West	Hartford Country Club
	(M) Neenah 58 (Gilbert Sutherland)	Whitefish Bay 78 (Rich Vanden Avond)	Jim Hammill, Neenah	
	(S) Milw. Lincoln 36 (Obbie Sartin)	Burlington 41 (Norbert Wishowski)	Wayne Craig, Mukwonago	
1964	(L) Milw. Washington 58 (Archie Hecht)	Antigo 67 (Ralph Elleson)	Bob Gordon, Madison West	Hartford Country Club
	(M) Brookfield Central 48 (Russell Coley)	South Milwaukee 51 (Brian Steinke)	Dave Karth, Brookfield Central	
	(S) Mukwonago 49	Milw. Lincoln 58 (Obbie Sartin)	Wayne Craig, Mukwonago	
1965	(L) Antigo 56 (Ralph Elleson)	West Allis Hale 90	Dennis Kramer, Antigo	Hartford Country Club
	(M) South Milwaukee 68 (Brian Steinke)	Brookfield East 69 (Lawrence Klarnar)	Mike Kiesling, La Crosse Logan	
	(S) Burlington 44 (Craig Cobb)	Mukwonago 71 (Jon Dahle)	Stan Bednarek, Berlin	
1966	(L) Racine Horlick 59 (Ronald Richardson)	Milw. Washington 61 (Daniel McKinney)	Jery Liebenberg, Milw. Marshall	Hartford Country Club
	(M) Rhinelander 38 (Robert Smith)	Portage 77 (Frank Siewert)	David Baron, Rhinelander	
	(S) Mukwonago 79 (Jon Dahle)	Berlin 93 (D. Frank)	Arthur Chevrier, St. Francis	
1967	(L) Madison Memorial 80 (John Curry)	Antigo 82 (Leon McClinton)	Tom Bach, Nicolet	Hartford Country Club
	(M) Homestead 65 (Jim Noltner)	Greenfield 93 (Dale Haymann)	Gary Dexheimer, Fort Atkinson	
	(S) Dodgeville 47 (Roger Hirstein)	Franklin 83 (Art Bearley)	Rick Clark, Albany	
1968	(L) West Allis Hale 56 (Leighton Betz)	Madison Memorial 85 (John Curry)	Glenn Herold, Watertown	Hartford Country Club
	(S) Sauk Prairie 45 (Earl Herbert)	Platteville 84 (Dick McKichan)	Tom Geyer, Platteville	
	(L) Madison Memorial 52 (John Curry)	Milw. Marshall 109 (Leo Potochnik)	Dan Cautley, Madison Memorial	Nagawaukee Park, Kettle Moraine
1969	(S) Sauk Prairie 87 (Shaughn Bannon)	Cedarburg 120 (Andy Smieja)	Jim McFadden, Waterford	
	(L) Milw. Marshall 80 (Leo Potochnik)	Milw. Boys Tech. 88 (Jim Richardson)	Rudy Alvarez, Racine Horlick	Nagawaukee Park, Kettle Moraine
	(S) Kettle Moraine 64 (Brian Steinke)	Lux.-Casco 93 (John Werner)	Al Adams, Baraboo	
1970	(L) Kenosha Tremper 59 (Charles Bradley)	Appleton East 90 (Joe Perez)	Ron Fink, Kenosha Tremper	Nagawaukee Park, Kettle Moraine
	(M) Meno. Falls North 47 (Bob Rymer)	Lux.-Casco 81 (Russell Fameree)	Bob Klenke, Green Bay Southwest	
	(S) Albany 65 (Bob White)	St. Croix Falls 94 (Neill Fuller)	Peter De Windt, Oconto	
1971	(L) Appleton East 33 (Joe Perez)	Racine Case 86 (Bill Greiten)	Joe Young, Wis. Rapids	Nagawaukee Park, Kettle Moraine
	(M) Campbellsport 74 (Jim Vollmer)	Lux.-Casco 81 (Russell Fameree)	Alf Nelson, Baraboo	
	(S) Dodgeville 60 (Richard Hugill)	Wis. Heights 61 (Leland Eklund)	Steve Lacy, McFarland	
1972	(L) Racine Case 48 (Bill Greiten)	West Allis Hale 90 (Leighton Betz)	Dennis O'Brien, Racine Case	Dretzka Park, Milwaukee
	(M) Monroe 62 (Clarence Bruess)	Dodgeville 91 (Richard Hugill)	Dave Mackesey, Monona Grove	
	(S) Wisconsin Heights 48 (Leland Eklund)	Little Chute 87 (Bob Schottmuller)	Steve Lacy, McFarland	
1973	(A) Monroe 88 (Clarence Bruess)	West Allis Hale 89 (Leighton Betz)	Steve Hahn, De Pere	Dretzka Park, Milwaukee
	(B) Verona 43 (Randy Marks)	Wis. Heights 45 (Leland Eklund)	Bill Markwardt, Verona	
	(C) Fennimore 41 (Harlan Flick)	Albany 57 (Robert White)	Tom Reynolds, Hazel Green	
1974	(A) Racine Case 80 (Bill Greiten)	Meno. Falls North 97 (Bob Rymer)	Jim Stintzi, Meno. Falls North	American Legion Golf Course, Wausau
	(B) St. Francis 34 (James Fazen)	Whitewater 71 (Jack Daniel)	Rick Bergholtz, Whitewater	
	(C) Albany 49 (Robert White)	Loyal 60 (Wesley Babcock)	Jim Brice, Wrightstown	
1975	(A) Meno. Falls North 73 (Bob Rymer)	Oak Creek 76 (David Dess)	Jeff Hacker, Meno. Falls North	American Legion Golf Course, Wausau
	(B) Turner 42 (John Turner)	Neillsville 72 (James Ryder)	Larry O'Brien, Verona	
	(C) Drummond 52 (Hjalmer Gunderson)	Brookwood 65 (John Smith)	Jim Brice, Wrightstown	
1976	(A) La Crosse Central 101 (Richard Mitchell)	Meno. Falls North 108 (Bob Rymer)	Jeff Hacker, Meno. Falls North	Yahara Hills Golf Course, Madison
	(B) Tomahawk 25 (Gordon Erickson)	River Valley 56 (Roger Derrickson)	Paul Voss, Clinton	
	(C) Fennimore 44 (Mark Guthrie)	Brookwood 50 (John Smith)	Jim Brice, Wrightstown	
1977	(A) Oak Creek 85 (David Dess)	Meno. Falls North 97 (Bob Rymer)	Pete Skorseth, Stevens Point	Yahara Hills Golf Course, Madison
	(B) Berlin 47 (Stephen Englebert)	Clinton 60 (Bill Greer)	Paul Voss, Clinton	
	(C) Fennimore 44 (Mark Guthrie)	Brookwood 56 (John Smith)	Brad Miller, Southwestern	
1978	(A) Meno. Falls North 76 (Clarence Bruess)	Meno. Falls North 81 (Bob Rymer)	Tim Hacker, Meno. Falls North	Yahara Hills Golf Course, Madison
	(B) Platteville 61 (Dick McKichan)	Clinton 65 (Bill Greer)	Paul Voss, Clinton	
	(C) Fennimore 28 (Mark Guthrie)	Ondossagon 66 (Bruce Copperud)	Kurt Hansen, Deerfield	
1979	(A) Stevens Point 49 (Donn Behnke)	Meno. Falls North 79 (Bob Rymer)	Tim Hacker, Meno. Falls North	American Legion Golf Course, Wausau
	(B) Platteville 48 (Dick McKichan)	Clinton 63 (Bill Greer)	John Easker, Wittenberg-Birmam.	
	(C) Feinmore 47 (Joel Espe)	Sevastopol 54 (Darrel Severson)	Ben Hoffland, Fennimore	
1980	(A) Stevens Point 49 (Donn Behnke)	Cedarburg 103 (Bill Godfrey)	Keith Hanson, Stevens Point	American Legion Golf Course, Wausau
	(B) Mount Horeb 49 (Mich Wollin)	Northwestern 65 (John Woodbury)	Ian Bouche, Luxemburg-Casco	
	(C) Fennimore 23 (Joel Espe)	Sevastopol 44 (Darrel Severson)	James Orthmann, Rib Lake	
1981	(A) Meno. Falls North 59 (Bob Rymer)	Stevens Point 60 (Donn Behnke)	Curt Anschuetz, Brookfield East	UW-Parkside, Kenosha
	(B) Verona 57 (Randy Marks)	Little Chute 66 (Thain Jones)	Gerry Thome, New Holstein	
	(C) Chetek 38 (Dan Conway)	Boscobel 45 (Russ Beck)	Ron Welhoefer, Waterloo	
1982	(A) Stevens Point 57 (Donn Behnke)	Meno. Falls North 78 (Bob Rymer)	Brett Burt, Appleton West	Christmas Mountain, Wisconsin Dells
	(B) Clinton 53 (Bill Greer)	Verona 79 (Randy Marks)	Kurt Udelhofen, Platteville	
	(C) Chetek 39 (Dan Conway)	Ozaukee 70 (Mike Herrick)	Al Severude, Chetek	
1983	(A) Green Bay Preble 91 (Jack Drankoff)	Stevens Point 92 (Donn Behnke)	Bill Hacker, Menomonee Falls	Christmas Mountain, Wisconsin Dells
	(B) Platteville 65 (Dick McKichan)	De Pere 76 (Tom Tanck)	Kurt Udelhofen, Platteville	
	(C) Cochrane-Fountain City 52 (Gary Brone)	Stratford 60 (Barry Brubaker)	Sean Currie, Cambridge	
1984	(A) Stevens Point 70 (Donn Behnke)	Manitowoc 73 (Len Nikolai)	Lee Zubrod, Burlington	Yahara Hills Golf Course, Madison
	(B) Clinton 48 (Bill Greer)	Whitewater 85 (Dirk Seibold)	Kris Rogers, Clinton	
	(C) Darlington 54 (Arnie Miebe)	Bayfield 55 (Dan Livingston)	Kevin Clark, Boscobel	
1985	(A) Brookfield Central 96 (Charles Turner)	La Crosse Central 123 (Mike Bird)	Lee Zubrod, Burlington	Yahara Hills Golf Course, Madison
	(B) Clinton 46 (Bill Greer)	Ripon 96 (Don Bogdanske)	Tony Meyers, Arcadia	
	(C) Darlington 53 (Arnie Miebe)	Fennimore 72 (Vince Lease)	Richard Clark, Boscobel	
1986	(A) Rhinelander 126 (George Bakscic)	Wauwatosa East 134 (Joe Vitrano)	Ed Holzem, Wausau East	Yahara Hills Golf Course, Madison
	(B) Whitewater 69 (Mike Piper)	Verona 86 (Randy Marks)	Scott Drum, Berlin	
	(C) Albany 49 (Dave Botz)	Prentice 50 (Ken Spellman)	Jason Wilkinson, Boscobel	
1987	(A) Oregon 96 (Doug DeBroux)	Green Bay Preble 105 (Jack Drankoff)	Doug Milkowski, Stevens Point	Ridges Golf Course, Wisconsin Rapids
	(B) Valders 78 (Dave Mahlik)	Whitewater 90 (Dirk Seibold)	Pete Jaeger, Westby	
	(C) Albany 32 (Dave Botz)	Menominee Indian 79 (Mary Arnold)	Mike McIntyre, Albany	
1988	(A) Racine Case 95 (Bill Greiten)	La Crosse Logan 97 (Pat Mulrooney)	Phil Downs, Madison Memorial	Ridges Golf Course, Wisconsin Rapids
	(B) Valders 66 (David Mahlik)	Lakeland 92 (Ted Voigt)	Geoff Gulotta, Big Foot	
	(C) Albany 43 (Dave Botz)	Glidden 88 (Steve Gustafson)	Jason Wilkinson, Boscobel	
1989	(1) La Crosse Central 84 (Keith Christenson)	Stevens Point 131 (Don Behnke)	Phil Downs, Madison Memorial	Ridges Golf Course, Wisconsin Rapids
	(2) Phillips 63 (John Wilke)	Verona 67 (Randy Marks)	Kurt Kenas, Viroqua	
	(3) Albany 35 (Dave Botz)	Fennimore 54 (Vince Lease)	Jermie Johnson, South Shore	
1990	(1) Madison Memorial 65 (Stan Richter)	Homestead 97 (Dan Benson)	Phil Downs, Madison Memorial	Ridges Golf Course, Wisconsin Rapids
	(2) Verona 70 (Randy Marks)	Phillips 82 (John Wilke)	Kurt Kenas, Viroqua	
	(3) Fennimore 38 (Vince Lease)	Albany 52 (David Botz)	Shane Semb, Arcadia	
1991	(1) Middleton 132 (Brian Raffel)	Arrowhead 148 (Mike Mulrooney)	Sean Agger, La Crosse Central	Ridges Golf Course, Wisconsin Rapids
	(2) Phillips 76 (John Wilke)	Whitewater 120 (Dirk Seibold)	Lael Lee, Amery	
	(3) Wrightstown 66 (McKim Boyd)	Fennimore 69 (Vince Lease)	John Morgal, Cadott	

Year	Champion (Coach)	Runner-up (Coach)	Individual	Site
1993	(1) West Bend West 116 (Boyd Janto)	Arrowhead 122 (Mike Mulrooney)	Chris Reed, Brookfield East	Ridges Golf Course,
	(2) Whitewater 79 (Dirk Seibold)	Platteville 96 (Dick McKichan)	Brett Altergott, Little Chute	Wisconsin Rapids
	(3) Cochrane-Fountain City 34 (Gary Brone)	Darlington 44 (Arnie Miede)	Ryan Powell, Marshall	
1994	(1) Stevens Point 67 (Donn Behnke)	Madison Memorial 148 (Stan Richter)	Brendan O'Brien, Rhinelander	Ridges Golf Course,
	(2) Whitewater 85 (Dirk Seibold)	West Salem 89 (LeRoy Krall)	Brett Borne, Dodgeville	Wisconsin Rapids
	(3) Cochrane-Fountain City 50 (Gary Brone)	Darlington 83 (Arnie Miede)	Ryan Powell, Marshall	
1995	(1) Arrowhead 100 (Mike Mulrooney)	La Crosse Central 110 (Keith Christenson)	Gabe Jennings, Madison East	Ridges Golf Course,
	(2) Whitewater 64 (Dirk Seibold)	Little Chute 132 (Dave Janssen)	Ben Maas, Whitewater	Wisconsin Rapids
	(3) Cochrane-Fountain City 66 (Gary Brone)	Darlington 70 (Arnie Miede)	Kevin Cullen, Rib Lake	
1996	(1) Arrowhead 87 (Mike Mulrooney)	La Crosse Central 97 (Keith Christenson)	Gabe Jennings, Madison East	Ridges Golf Course,
	(2) McFarland 120 (Bruce Fischer)	Evansville 123 (Gary Hoff)	Jeff Olson, Amery	Wisconsin Rapids
	(3) Cochrane-Fountain City 66 (Gary Brone)	Darlington 78 (Arnie Miede)	Kevin Cullen, Rib Lake	
1997	(1) Stevens Point 60 (Donn Behnke)	Arrowhead 75 (Mike Mulrooney)	Matt Lenahan, Oshkosh West	Ridges Golf Course,
	(2) Amery 75 (Nick Madison)	Ripon 77 (Chris Gatzke)	Andy Anderson, Mt. Horeb/Barn.	Wisconsin Rapids
	(3) Drummond 65 (Hjalmer Gunderson)	Prentice 92 (Ken Spellman)	Travis Logslett, Colfax	
1998	(1) Stevens Point 68 (Donn Behnke)	Homestead 139 (Dan Claussen)	Dan Sutton, West Bend East	Ridges Golf Course,
	(2) Amery 79 (Nick Madison)	Grafton 81 (Gary Pritchard)	Austin Haynes, Phillips	Wisconsin Rapids
	(3) Colfax 101 (Joe Doucette)	Sevastopol 104 (Darrel Severson)	Kyle Elsemore, Hurley	
1999	(1) Waukesha West 81 (Al Sapa)	La Crosse Central 121 (Keith Christenson)	Matt Esche, Waukesha West	Ridges Golf Course,
	(2) Two Rivers 75 (Greg Erickson)	Grafton 77 (Gary Pritchard)	Darnell Perkins, Wauwatosa West	Wisconsin Rapids
	(3) Rib Lake 97 (Lee Clendenning)	Prentice 101 (Ken Spellman)	Ryan Jacobson, Gibraltar	
2000	(1) West Allis Hale 90 (Ron Kurtz)	La Crosse Central 99 (Keith Christenson)	Chris Solinsky, Stevens Point	Ridges Golf Course,
	(2) Shorewood 35 (Tim Kenney)	Two Rivers 115 (Greg Erickson)	Brian Butzler, Turner	Wisconsin Rapids
	(3) Iowa-Grant 122 (Rod Fortney)	Drummond 125 (Kelly Randolph)	Adam Binder, Columbus (Marshfield)	
2001	(1) Neenah 130 (John Morgan)	Stevens Point 131 (Donn Behnke)	Chris Solinsky, Stevens Point	Ridges Golf Course,
	(2) Sturgeon Bay 82 (Darren Berg)	Amery 115 (Josh Robinson)	Zach Vircks, Stanley-Boyd	Wisconsin Rapids
	(3) McDonell Cen. [Chip. Falls] 100 (Jerry Van Dyke)	Boscobel 114 (Greg Bell)	Codie See, McDonell Central [Chippewa Falls]	
2002	(1) Catholic Memorial 125 (John Gabelbauer)	Arrowhead 141 (Mike Mulrooney)	Chris Solinsky, Stevens Point	Ridges Golf Course,
	(2) McFarland 94 (Bruce Fischer)	Stanley-Boyd 111 (Gary Krueger)	Zach Vircks, Stanley-Boyd	Wisconsin Rapids
	(3) Pardeeville 79 (Wes Babcock)	Boscobel 89 (Greg Bell)	Alex Reinhart, University School of Milwaukee	
2003	(1) Stevens Point 98 (Donn Behnke)	Madison West 105 (Tom Kaufman)	Chris Rombough, New London	Ridges Golf Course,
	(2) Shorewood 125 (Tim Kenney)	McFarland 144 (Bruce Fischer)	Willy Kaul, Milwaukee Lutheran	Wisconsin Rapids
	(3) Boscobel 84 (Greg Bell)	Frederic 89 (Nate Wilson)	Pad Judd, Grantsburg	
2004	(1) Madison West 71 (Tom Kaufman)	Arrowhead 120 (Mike Mulrooney)	Chris Rombough, New London	Ridges Golf Course,
	(2) Shorewood 96 (Dominic Newman)	Catholic Memorial 108 (John Gabelbauer)	Andrew Lacy, McFarland	Wisconsin Rapids
	(3) Sheboygan Area Lutheran 97 (Jeff Jurss)	Boscobel 131 (Greg Bell)	Zach McFall, Kenosha St. Joseph	
2005	(1) Whitefish Bay 74 (Mike Miller)	Kenosha Tremper 137 (Chuck Bradley)	Andrew Perkins, Watertown	Ridges Golf Course,
	(2) Shorewood 55 (Dominic Newman)	Catholic Memorial 102 (John Gabelbauer)	Andrew Lacy, McFarland	Wisconsin Rapids
	(3) Sheboygan Area Lutheran 71 (Jeff Jurss)	Brookfield Acad. 114 (Carl VonEstorff/Dean Polster)	Zach McFall, Kenosha St. Joseph	
2006	(1) Madison La Follette 127 (Brady Nichols)	Stevens Point 135 (Donn Behnke)	Matt Mroczynski, Pulaski	Ridges Golf Course,
	(2) Shorewood 94 (Dominic Newman)	Monroe 96 (Dave Hirsbrunner)	Phil Thomas, Greendale	Wisconsin Rapids
	(3) Sheboygan Area Lutheran 77 (Jeff Jurss)	Fennimore 95 (Vince Lease)	Zachary Wilhelmy, Aquinas	
2007	(1) Madison La Follette 44 (Brady Nichols)	Stevens Point 139 (Donn Behnke/Kevin Hopp)	Elliot Krause, Appleton North	Ridges Golf Course,
	(2) Port Washington 36 (Mark Pasten)	Shorewood 67 (Dominic Newman)	Kevin McCollow, Shorewood	Wisconsin Rapids
	(3) Aquinas 78 (Geoff Wilhelmy)	Webster 115 (Jim Muus)	Sean Kutz, Grantsburg	
2008	(1) Stevens Point 76 (Donn Behnke/Kevin Hopp)	Madison West 87 (Tom Kaufman)	Derek Storkel, Tomah	Ridges Golf Course,
	(2) Tomahawk 78 (John Zuelsdorf)	Catholic Memorial 88 (John Gabelbauer)	Mark Allen, Port Washington	Wisconsin Rapids
	(3) Webster 83 (Jim Muus)	Cedar Grove-Belgium 110 (Ron Wood/Les Paul)	Josh Mulloy, Cedar Grove-Belgium	

Cross Country Financial Statement

Sectional Receipts	
Tickets	\$ 0.00
Total Sectional Receipts	\$ 0.00
Sectional Expenses	
Host Allowance	\$ 9,985.00
Managers Fee	2,210.00
Officials Fees	6,316.00
Awards	7,620.20
Total Sectional Expenses	\$ 26,131.20
State Receipts	
Tickets	\$ 51,770.55
Programs	4,790.00
Program Ads	997.84
Total State Receipts	\$ 57,558.39
State Expenses	
Running Meet	\$ 23,581.26
Host Allowance	300.00
On-Site Coordinator	525.00
Programs	4,066.40
Officials Fees	1,212.20
Awards	2,697.60
Participant Travel	84,326.80
Total State Expenses	\$ 116,709.26
GRAND TOTAL RECEIPTS	\$ 57,558.39
GRAND TOTAL EXPENSES	142,840.46
DIFFERENCE	\$ (85,282.07)

State Cross Country Attendance

Year	Site	Attend.
1982	Kenosha-Parkside	2395
1983	Wis. Dells-Chr. Mt.	1978
1984	Wis. Dells-Chr. Mt.	2793
1985	Madison-Yahara	1013
1986	Madison-Yahara	1532
1987	Madison-Yahara	1601
1988	Wis. Rapids-Ridges	3251
1989	Wis. Rapids-Ridges	3941
1990	Wis. Rapids-Ridges	4480
1991	Wis. Rapids-Ridges	3245
1992	Wis. Rapids-Ridges	4898
1993	Wis. Rapids-Ridges	5135
1994	Wis. Rapids-Ridges	5297
1995	Wis. Rapids-Ridges	5328
1996	Wis. Rapids-Ridges	6287
1997	Wis. Rapids-Ridges	5689
1998	Wis. Rapids-Ridges	5801
1999	Wis. Rapids-Ridges	6035
2000	Wis. Rapids-Ridges	7368
2001	Wis. Rapids-Ridges	6781
2002	Wis. Rapids-Ridges	7439
2003	Wis. Rapids-Ridges	7989
2004	Wis. Rapids-Ridges	7145
2005	Wis. Rapids-Ridges	7982
2006	Wis. Rapids-Ridges	8324
2007	Wis. Rapids-Ridges	8496
2008	Wis. Rapids-Ridges	8628

Girls Cross Country

The WIAA began sponsoring a girls cross country tournament program in 1975. Prairie du Chien won the first championship with Waukesha South finishing runner-up.

The State meet has always been held in conjunction with the boys State meet. (See Boys Cross Country for history of sites of State meet). There was only one class of competition for the first three years (1975-77). It became two classes in 1978 and three classes in 1980. Terminology was changed from Classes A-B-C to Divisions 1-2-3 in 1990.

Waukesha West leads the way in number of State Championships with seven. Luxemburg-Casco has won the second-most titles with five. Albany, Fennimore, La Crosse Central, Middleton, Mount Horeb (not including a title as a co-op program with Barneveld) and

Tomahawk are tied for third with four each, followed by Boscobel, Brookwood, Cochrane-Fountain City, Edgar, Neenah, Prentice, Stevens Point, Tomahawk and Verona with three each.

Only Waukesha West has won four consecutive championships (1998-2001). Three consecutive titles have been won by Albany (1989-91), Fennimore (1980-82), Middleton (1995-97), Neenah (1981-83), Pewaukee (2001-03), Prentice (1985-87) and La Crosse Central (1988-90). Suzy Favor of Stevens Point (1982-85) is the only Wisconsin cross country runner to win four State titles.

Cathy Branta of Slinger (1978-80) and Ashley Beutler of New Glarus/Monticello (2004, 2006-07) are the only other runners to have won three titles. Suzie Houston of

Tomahawk (1975-76), Maryann Brunner of Waukesha North (1978-79), Jackie Anderson of Mount Horeb (1981-84), Clare Eichner of Wauwatosa East (1986-87), Amy Wickus of Baraboo (1988-89), Avrie Walters of La Crosse Logan (1991-92), Sue Daggett of Random Lake (1991-92), Kristina Betzhold of Eau Claire North (1993-94), Rachel Earney of Cochrane-Fo. City (1995-96), Liz Reusser of Middleton (1997-98) and Kelly Bogard of Kimberly (2005, 2007) have two titles.

Mount Horeb, Slinger and Stevens Point have produced the most individual champions with four. Cochrane-Fountain City, Dodgeville/Mineral Point and Pardeeville has produced three individual champions. Individual titles have been won by runners from 62 different schools.

State Championships Wisconsin Rapids Lincoln – The Ridges Golf Course November 1, 2008


Division 1 Girls Team Scores

1. Whitefish Bay.....	7	8	11	18	31	52	106	75
2. Onalaska.....	2	17	26	41	43	90	100	129
3. Janesville Craig.....	14	16	29	44	45	47	134	148
4. Arrowhead.....	1	32	61	65	69	93	94	228
5. Waukesha West.....	39	46	48	53	54	57	60	240
6. Bay Port.....	23	27	50	71	78	88	91	249
7. Muskego.....	21	25	49	74	81	110	113	250
8. Homestead.....	28	33	62	63	67	72	80	253
9. Brookfield Central.....	3	9	59	87	96	99	139	254
10. Kenosha Tremper.....	4	20	64	77	101	116	122	266
11. Madison West.....	15	34	38	92	98	114	118	277
12. Wausau East.....	6	22	40	95	126	128	138	289
13. Pulaski.....	5	35	73	86	111	120	121	310
14. Fond du Lac.....	37	58	68	70	84	85	125	317
15. La Crosse Central.....	36	51	66	75	103	108	129	331
16. Marshfield.....	10	30	56	109	127	135	136	332
17. Verona Area.....	12	55	76	105	107	117	140	355
18. Neenah.....	13	42	97	104	112	115	132	368
19. Oconomowoc.....	24	79	89	102	123	131	137	417
20. Kettle Moraine.....	19	82	83	119	124	130	133	427

Division 1 Girls Individuals

1. Gabby Levac, Arrowhead, 14:42.7; 2. Jami Hill, Onalaska, 14:49.9; 3. Hannah Trasser, Brookfield Central, 14:50.8; 4. Maggie Bollig, Middleton, 14:51.0; 5. Jenna McMiller, Waukesha North, 14:51.2; 6. Sarah Ball, Kenosha Tremper, 14:51.5; 7. Deedra Irwin, Pulaski, 14:53.0; 8. Becca Selner, Ashwaubenton, 14:54.6; 9. Katelyn Stine, Wausau East, 14:54.8; 10. Annie Talajkowski, Whitefish Bay, 14:55.2; 11. Kiah Ehrke, Stoughton, 14:56.6; 12. Kenzie Vicker, Whitefish Bay, 14:58.5; 13. Haley Bauer, Cedarburg, 14:58.8; 14. Katie Peterson, Brookfield Central, 14:59.2; 15. Candice Todryk, Marshfield, 15:06.1; 16. Taylor Blazei, Slinger, 15:09.2; 17. Emma-Lisa Murphy, Whitefish Bay, 15:09.2; 18. Nicole Kollman, Verona Area, 15:09.2; 19. Megan Stenz, Kaukauna, 15:11.4; 20. Lydia Fahrenkrug, Neenah, 15:11.8; 21. Kaitie Antonneau, Racine Horlick, 15:12.2; 22. Rachel Gilmore, Janesville Craig, 15:14.1; 23. Ashley Schoenoff, Baraboo, 15:15.7; 24. Blair Doney, Mukwonago, 15:16.1; 25. Liz Berkholtz, Sun Prairie, 15:18.2; 26. Micaela Magsamen, Fort Atkinson, 15:20.8; 27. Olivia Pratt, Madison West, 15:22.8; 28. Megan Muhs, Janesville Craig, 15:24.3; 29. Katie Hill, Onalaska, 15:25.7; 30. Rachael Weber, Appleton North, 15:28.9; 31. Maddy Vicker, Whitefish Bay, 15:30.0; 32. Rachel Schroeder, Kettle Moraine, 15:30.0; 33. Rebecca Stoebe, Kenosha Tremper, 15:30.2; 34. Taylor Drolshagen, Muskego, 15:32.0; 35. Natalie Dillon, Brookfield East, 15:32.1; 36. Courtney Frahm, Wausau East, 15:32.2; 37. Paige LeGate, Bay Port, 15:32.9; 38. Mandy Prom, Oconomowoc, 15:33.0; 39. Niki Drolshagen, Muskego, 15:33.9; 40. Maddie Hibshman, Onalaska, 15:34.8; 41. Sammi Donovan, Waukesha North, 15:35.6; 42. Areanna Lakowske, Sparta, 15:37.2; 43. Terra Dirschl, Bay Port, 15:37.2; 44. Lauren Holtz, Homestead, 15:38.9; 45. Cassidi Running, Janesville Craig, 15:38.9; 46. Alexa Fritsch, Marshfield, 15:40.1; 47. Denise Leaver, Baraboo, 15:40.6; 48. Caitlin Dillon, Germantown, 15:40.7; 49. Megan Palmer, Whitefish Bay, 15:41.6; 50. Amanda Bauer, Arrowhead, 15:43.5; 51. Sarah Miller, Homestead, 15:44.0; 52. Hannah Podvin, Kaukauna, 15:44.2; 53. Bailey Flanigan, Madison West, 15:45.8; 54. Emily Hamilton, Wilnot Union, 15:46.1; 55. Rachel Busjahn, Pulaski, 15:46.6; 56. Azjia Kjos, La Crosse Central, 15:47.0; 57. Marki Klapperich, Fond du Lac, 15:47.5;

58. Morgan Engelhart, Oregon, 15:47.7; 59. Anna Hrovat-Staedter, Madison West, 15:49.3; 60. Kelsey Jaeger, Waukesha West, 15:49.7; 61. Maggie Priebe, Wausau East, 15:49.9; 62. Rachel Zachar, Hudson, 15:50.4; 63. Susannah Fricker, Wauwatosa West, 15:50.6; 64. Kellie Tutkowski, Whitnall, 15:51.2; 65. Carrie Glauser, Appleton West, 15:51.5; 66. Hannah Lutz, West Allis Hale, 15:52.5; 67. Sarah Mauel, Green Bay Southwest, 15:53.0; 68. Jamie Burr, Onalaska, 15:54.4; 69. Lindsay Turchan, Neenah, 15:54.6; 70. Katryna Williams, Watertown, 15:55.0; 71. Jackie Groshek, Onalaska, 15:55.1; 72. Kylie Nordness, Divine Savior Holy Angels, 15:55.4; 73. Jessie Finnane, Janesville Craig, 15:55.4; 74. Abby Lackey, Waunakee, 15:56.8; 75. Stephanie Perleberg, Janesville Craig, 15:57.1; 76. Allie Joost, Waukesha West, 15:57.3; 77. Abigail Bullmore, Kenosha Bradford, 15:57.7; 78. Nicole Blahnik, Antigo, 15:58.0; 79. Danielle Noland, Merrill, 15:59.1; 80. Niki Rhyan, Plymouth, 16:00.5; 81. Catie Grandi, Burlington, 16:00.7; 82. Megan Stats, Stevens Point, 16:00.8; 83. Katie Bagley, Janesville Craig, 16:01.6; 84. Whitney Schumacher, Kimberly, 16:04.1; 85. Mallory Schmidt, Waukesha West, 16:04.5; 86. Abby Wichgers, Muskego, 16:04.8; 87. Maxine Blohowiak, Bay Port, 16:05.4; 88. Miranda Sanchez, La Crosse Central, 16:05.5; 89. Jesse Heiden, Holmen, 16:05.5; 90. Caitleen Kahn, Whitefish Bay, 16:05.9; 91. Taylor Conway, Brookfield East,



WHITEFISH BAY – GIRLS CROSS COUNTRY CHAMPIONS (DIVISION 1) – 2008-2009

From left to right, front row, Saskia Burmeister, Holley Salmon, Emma Fallone, Tenley Brown, Katie Saviano, Stephanie Castillo, Michelle Hawkins; second row, Britt Marie Murphy, Samantha Vicker, Assistant Head Coach Candace Costa, Head Coach Mike Miller, Assistant Coach Ben Van Male, Assistant Coach Bruce Brown, Mady Vicker, Clare McKinley; third row, Kenzie Vicker, Amy Petermann, Annie Talajkowski, Andi Gomoll, Caitleen Kahn, Sarah Bentley, Emma Lisa Murphy; fourth row, Ellie Sato, Misa Sato, Jane Hainze, Martha Vandermortel, Arden Stewart, Maureen Kahn, Megan Palmer, Madaline Crider.


16:06.0; 92. Jordan Kelch, Menomonie, 16:06.3; 93. Rachel Westover, South Milwaukee, 16:06.6; 94. Hannah Fischer, Sheboygan South, 16:07.1; 95. Felicia Gesior, Waukesha West, 16:07.7; 96. Kristy Roberts, Waukesha West, 16:07.8; 97. Lauren Klesmith, Cedarburg, 16:07.9; 98. Janna Wise, Verona Area, 16:07.9; 99. Amanda Whipple, Marshfield, 16:08.7; 100. Katie Switalski, Waukesha West, 16:08.9; 101. Tiffany Masters, Fond du Lac, 16:09.6; 102. Caitlin Wolters, Brookfield Central, 16:10.6; 103. Krista White, Waukesha West, 16:10.6; 104. Andie Zeman, Arrowhead, 16:11.2; 105. Andrea Dolsky, Homestead, 16:11.4; 106. Caity Bobber, Homestead, 16:11.8; 107. Kelsey Wagner, Kenosha Tremper, 16:12.7; 108. Leah Rendflesh, South Milwaukee, 16:13.2; 109. Katie Tetkoski, Arrowhead, 16:13.4; 110. Abby Knutson, La Crosse Central, 16:14.3; 111. Keali Bjork, Homestead, 16:15.9; 112. Brittany Vezina, Fond du Lac, 16:16.9; 113. Haley Johnson, Plymouth, 16:17.7; 114. Annie Mitchell, Arrowhead, 16:18.0; 115. Emily Garton, Fond du Lac, 16:18.3; 116. Brooke Jameson, Bay Port, 16:18.4; 117. Carrie Rice, Homestead, 16:18.9; 118. Natalie Haight, Pulaski, 16:19.4; 119. Julie Bennett, Muskego, 16:19.6; 120. Sammy Stimac, Antigo, 16:20.0; 121. Hannah Pollack, La Crosse Central, 16:20.1; 122. Mary Punte, Antigo, 16:20.7; 123. Kayla Anderson, Verona Area, 16:21.7; 124. Christina Dalton, Kenosha Tremper, 16:21.8; 125. Gabrielle Pepin, Bay Port, 16:22.1; 126. Carly Hall, Oconomowoc, 16:22.2; 127. Abby Kanyer, Homestead, 16:22.7; 128. Margaret Major, Muskego, 16:23.7; 129. Melissa Clark, Kettle Moraine, 16:23.8; 130. Ally Seneczko, Kettle Moraine, 16:23.9; 131. Maggie Halfman, Fond du Lac, 16:24.2; 132. Jenna Goebel, Fond du Lac, 16:24.2; 133. Carrie Trina, Pulaski, 16:27.8; 134. Bethany Milnes, Brookfield Central, 16:28.3; 135. Alex Ponkrat, Bay Port, 16:28.6; 136. Andrea Sielicki, Germantown, 16:29.5; 137. Molly Pearcy, Oconomowoc, 16:29.8; 138. Emily Sell, Onalaska, 16:29.9; 139. Liz Sequin, Bay Port, 16:29.9; 140. Flora Berklein, Madison West, 16:30.7; 141. Makaela Senfleben, Arrowhead, 16:31.0; 142. Kellie Wolfram, Arrowhead, 16:32.9; 143. Courtney Sawle, Menomonie, 16:33.0; 144. Marissa Lange, Wausau East, 16:33.2; 145. Alyson Ambrookian, Brookfield Central, 16:34.7; 146. Vienna Behnke, Neenah, 16:34.8; 147. Georgia Greene, Madison West, 16:35.3; 148. Chloe Munch, Brookfield Central, 16:35.4; 149. Morgan Poss, Onalaska, 16:35.6; 150. Leah Muro, Kenosha Tremper, 16:37.3; 151. Abby Reier, Oconomowoc, 16:37.5; 152. Megan Baumler, La Crosse Central, 16:37.7; 153. Claire Tipton, Neenah, 16:40.4; 154. Becky Burton, Verona Area, 16:41.1; 155. Arden Stewart, Whitefish Bay, 16:42.9; 156. Kelsey Sweeney, Verona Area, 16:43.5; 157. Ashley Hammes, La Crosse Central, 16:45.7; 158. Hannah Gilbert, Marshfield, 16:47.6; 159. Cassie Mironczuk, Muskego, 16:48.6; 160. Mikaela Davis, Pulaski, 16:49.8; 161. Whitney Heemstra, Neenah, 16:51.1; 162. Lauren Hintz, Muskego, 16:54.0; 163. Elena Barham, Madison West, 16:54.4; 164. Alyssa Krueger, Neenah, 16:57.1; 165. Melissa Sobin, Kenosha Tremper, 16:58.7; 166. Jessica Frank, Verona Area, 16:58.7; 167. Mary Daly, Madison West, 16:59.2; 168. Breanna Thomas, Kettle Moraine, 17:01.4; 169. Victoria Bentz, Pulaski, 17:03.1; 170. Megan Vansistine, Pulaski, 17:04.7; 171. Anna Werve, Kenosha Tremper, 17:06.4; 172. Hannah Heidvogel, Oconomowoc, 17:07.8; 173. Megan Fris, Kettle Moraine, 17:10.6; 174. Jennifer Strong, Fond du Lac, 17:12.9; 175. Krista Maguire, Wausau East, 17:13.0; 176. Lisa Kaiser, Marshfield, 17:16.6; 177. Elizabeth Eckert, Wausau East, 17:17.8; 178. Hope Cowan, La Crosse Central, 17:18.5; 179. Keeley Susienka, Kettle Moraine, 17:20.8; 180. Emily Barker, Oconomowoc, 17:26.5; 181. Lauren Laabs, Neenah, 17:27.3; 182. Stephanie Beckwith, Kettle Moraine, 17:29.3; 183. Danica Reinicke, Janesville Craig, 17:30.4; 184. Lanae Staab, Marshfield, 17:32.1; 185. Kara Faciszewski, Marshfield, 17:34.3; 186. Whitney Cull, Oconomowoc, 17:37.5; 187. Carissa Unger, Wausau East, 17:48.2; 188. Kate Manske, Brookfield Central, 17:57.8; 189. Sarah Millholland, Verona Area, 18:39.3; -- Hope Marshall, Milwaukee King, DNF.

Division 2 Girls Team Scores

1. Mount Horeb/Barneveld	3	9	27	30	36	63	92	105
2. Dodgeville/Mineral Point	10	15	24	26	41	44	82	116
3. Pewaukee	8	17	19	23	50	52	67	117
4. Catholic Memorial	1	21	34	37	39	42	49	132
5. Wisconsin Lutheran	13	31	33	38	47	77	97	162
6. Reedsburg Area	5	12	40	59	75	76	112	191
7. Tomahawk	7	29	51	53	68	78	98	208
8. Freedom	11	22	25	80	83	87	89	221
9. West Salem	6	18	28	85	90	96	103	227
10. New Berlin Eisenhower	4	16	56	72	84	104	105	232
11. New Richmond	14	54	60	62	71	86	88	261
12. Kettle Moraine Lutheran	20	32	64	69	95	107	109	280
13. West De Pere	2	57	65	73	94	99	110	291
14. Poynette	35	55	66	70	79	81	106	305
15. Amery	43	45	48	93	100	102	111	329
16. Notre Dame	46	58	61	74	91	101	108	330


Division 2 Girls Individuals

1. Morgan Sickels, Catholic Memorial, 14:28.0; 2. Kayla Wagner, Baldwin-Woodville, 14:36.0; 3. Emily Bachhuber, Shorewood, 14:50.4; 4. Brea Tinney, Osceola, 14:57.8; 5. Jessica Schmidt, West De Pere, 15:07.1; 6. Marya Haegler, Winnebago Lutheran, 15:11.2; 7. Taylor Hickey, Wisconsin Dells, 15:11.4; 8. Alaina Murphy, Seymour, 15:17.0; 9. Meleana Bennis, Mount Horeb/Barneveld, 15:21.1; 10. Therese Thompson, New Berlin Eisenhower, 15:21.4; 11. Karyn Genrich, Two Rivers, 15:23.9; 12. Brea Goodman, Reedsburg Area, 15:24.5; 13. Tricia Serres, Platteville, 15:24.8; 14. Courtney Oldenburg, West Salem, 15:25.5; 15. Renee Buikema, Milwaukee Lutheran, 15:26.2; 16. Haylee Lucht, Oconto Falls, 15:30.3; 17. Rachel Sudbury, Tomahawk, 15:33.7; 18. Hannah Frett, Pewaukee, 15:34.8; 19. Ali Lorge, Grafton, 15:36.1; 20. Elizabeth Mackler, Mount Horeb/Barneveld, 15:37.2; 21. Kelsey Bernet, New Glarus/Monticello, 15:37.6; 22. Abby Philipps, Dodgeville/Mineral Point, 15:38.3; 23. Kaitlynn McCluskey, Freedom, 15:42.3; 24. Dakota Goodman, Reedsburg Area, 15:42.6; 25. Erica Spiegelberg, Wisconsin Lutheran, 15:43.7; 26. Mikey Bogdanske, Lodi, 15:44.2; 27. Denay Hering, Lake Mills, 15:45.6; 28. McKenzie Kelly, New Richmond, 15:46.6; 29. Jessica Roh, Dodgeville/Mineral Point, 15:47.5; 30. Sammy Woller, New Berlin Eisenhower, 15:47.6; 31. Emily McClelland, Union Grove, 15:47.9; 32. Hailey Henck, Pewaukee, 15:48.2; 33. Lauren Unser, West Salem, 15:49.2; 34. Kassie Vaness, Portage, 15:49.6; 35. Jenny Metzler, Peshtigo, 15:50.8; 36. Caitlin Dachelet, Luxemburg-Casco, 15:51.9; 37. Amy Slesar, Pewaukee, 15:52.7; 38. Lydia Kuhl, Ellsworth, 15:53.2; 39. Michelle



MOUNT HOREB/BARNEVELD – GIRLS CROSS COUNTRY CHAMPIONS (DIVISION 2) – 2008-2009

From left to right, front row, Alyssa Myers, Danelle Sutter, Jada Viner, Megan Gilfillan, Kelsey Clausen; second row, Lindsey Welch, Kelsey Kroger, Nicole Kalscheur, Meleana Bennis, Kami Clerkin, Sam Landmark, Emily Zweifel, Kiley Dehaven, Austyn Potterton; third row, Assistant Coach Teresa Barry, Genna Matt, Rachael Williams, Megan Kabler, Lillie Esser, Courtney Ewert, Elizabeth Mackler, Head Coach Brian McIntyre.



EDGAR – GIRLS CROSS COUNTRY CHAMPIONS (DIVISION 3) – 2008-2009

From left to right, front row, Rose Hiebl, Dana Lemanski, Kaitlyn Skrzypcak, Emily Nowak, Crystal Wagner, Brittany Myszka, Sara Rosewicz, Hayley Smith, Andrea Stencil, Erin Rosewicz; second row, Coach Dan Parlier, Maggie Nowak, Amber Myszka, Kelly Wirkus, Brianna Skrzypcak, Amanda Karlen.

Matter, Kettle Moraine Lutheran, 15:53.7; 40. Alex Hein, Lake Mills, 15:54.7; 41. Jessa Hackman, Catholic Memorial, 15:55.2; 42. Jamie Schuh, Freedom, 15:55.7; 43. Kelsey Lorenz, Pewaukee, 15:56.2; 44. Alyssa Clemment, Westby, 15:58.2; 45. Shelby Owens, Dodgeville/Mineral Point, 15:59.3; 46. Kylee Verhasselt, Freedom, 16:04.1; 47. Caitlin Gardner, Seymour, 16:04.5; 48. Ashley Hilton, Port Washington, 16:05.6; 49. Ash Lyons, Southern Door, 16:05.6; 50. Abby Trollop, Dodgeville/Mineral Point, 16:06.7; 51. Alexis Genke, Kiel, 16:07.8; 52. Kristin Lillie, Brown Deer, 16:08.3; 53. Austyn Potterton, Mount Horeb/Barneveld, 16:08.4; 54. Kelsey Novak, West Salem, 16:08.8; 55. Ashlyn Mauer, Sheboygan Falls, 16:09.3; 56. Michelle Kubler, Tomahawk, 16:09.6; 57. Kristen Jaspersen, Osceola, 16:09.8; 58. Amber Gurske, Northwestern, 16:10.4; 59. Julie Mulvaney-Kemp, Viroqua, 16:12.5; 60. Kelsey Clausen, Mount Horeb/Barneveld, 16:13.7; 61. Lisa Kehl, Wisconsin Lutheran, 16:15.0; 62. Tabitha Thorson, Kettle Moraine Lutheran, 16:17.7; 63. Lauren Rahn, Wisconsin Lutheran, 16:19.0; 64. Emily Girdauskas, Wautoma/Faith Christian, 16:20.8; 65. Rebecca Angermeier, Catholic Memorial, 16:21.9; 66. Ashley Duerst, Richland Center/Ithaca, 16:22.2; 67. Katie Wasserburger, Poynette, 16:22.8; 68. Lillie Esser, Mount Horeb/Barneveld, 16:23.6; 69. Kellie Greenwood, Two Rivers, 16:24.1; 70. Monice Emerson, Somerset, 16:24.9; 71. Kelsey Gilbert, Catholic Memorial, 16:25.2; 72. Sarah Kolander, Wisconsin Lutheran, 16:26.3; 73. Shannon Klein, Brodhead/Juda, 16:26.4; 74. Callie Sterle, East Troy, 16:28.2; 75. Ame Andacht, Catholic Memorial, 16:28.9; 76. Rachel Hasler, Reedsburg Area, 16:29.2; 77. Danea Zeigle, Neillsville, 16:30.4; 78. Laura Jooss, Omro, 16:32.4; 79. Kirsten Sukow, Lakeside Lutheran, 16:32.6; 80. Heather Riniker, Dodgeville/Mineral Point, 16:33.0; 81. Robin Nommensen, Fox Valley Lutheran, 16:33.4; 82. Laura Kelly, Catholic Memorial, 16:33.5; 83. Natalie Haugerud, Amery, 16:35.9; 84. Carin Frank, Dodgeville/Mineral Point, 16:36.5; 85. Margaret Budke, Amery, 16:36.5; 86. Katie Mares, Notre Dame, 16:38.7; 87. Julie Kent, Wisconsin Lutheran, 16:39.4; 88. Jessica Roos, Amery, 16:40.2; 89. Steffanie Pavlick, Catholic Memorial, 16:40.6; 90. Aryn Sobchak, Pewaukee, 16:42.7; 91. Rachael Miller, Tomahawk, 16:43.8; 92. Shannon Kalamaz, Pewaukee, 16:44.4; 93. Kelsey Renn, Tomahawk, 16:44.6; 94. Morgan Kelly, New Richmond, 16:45.3; 95. Katie Severson, Poynette, 16:45.5; 96. Katie Renteria, New Berlin Eisenhower, 16:47.8; 97. Paige Kachichian, West De Pere, 16:48.6; 98. Mary Jones, Notre Dame, 16:48.8; 99. Katelynn Diske, Reedsburg Area, 16:49.3; 100. Katelyn Walker, New Richmond, 16:50.9; 101. Allie DeBaker, Notre Dame, 16:53.0; 102. Maria Soderquist, New Richmond, 16:54.2; 103. Rachael Williams, Mount Horeb/Barneveld, 16:54.4; 104. Morgan Steffens, Kettle Moraine Lutheran, 16:54.4; 105. Tara Janssen, West De Pere, 16:55.5; 106. Tori Ruf, Poynette, 16:56.0; 107. Raela Schaeffer, Pewaukee, 16:56.1; 108. Taylor Laack, Tomahawk, 16:57.2; 109. Ashlyn Barbieri, Kettle Moraine Lutheran, 16:59.7; 110. Beth Rockhill, Poynette, 17:02.3; 111. Hannah Utzman, New Richmond, 17:03.9; 112. Megan Tkachuk, New Berlin Eisenhower, 17:04.3; 113. Kelsey Boettcher, West De Pere, 17:04.7; 114. Hillary Basten, Notre Dame, 17:05.5; 115. Rebecca Lavelly, Reedsburg Area, 17:05.9; 116. Arissa Michel, Reedsburg Area, 17:06.7; 117. Kaila Kneuppel, Wisconsin Lutheran,

Girls Cross Country

17:07.7; 118. Regan Swan, Tomahawk, 17:08.4; 119. Ashley Howell, Poyette, 17:08.4; 120. Taylor Woelz, Freedom, 17:09.0; 121. Kim Falk, Poyette, 17:12.0; 122. Rachel Philipps, Dodgeville/Mineral Point, 17:12.9; 123. Katie Vosters, Freedom, 17:13.4; 124. Adriana Gutierrez, New Berlin Eisenhower, 17:13.7; 125. Kristin Stockheimer, West Salem, 17:20.9; 126. Anna Zietlow, New Richmond, 17:21.4; 127. Sarah Lamers, Freedom, 17:21.7; 128. Bailey Matthys, New Richmond, 17:24.6; 129. Arica Boxtel, Freedom, 17:26.6; 130. Kathleen Thorn, West Salem, 17:35.6; 131. Heidi Gantz, Notre Dame, 17:36.6; 132. Nicole Kalscheur, Mount Horeb/Barneveld, 17:38.0; 133. Breanna Coleman, Amery, 17:38.5; 134. Katie Micolich, West De Pere, 17:39.0; 135. Amy Rippel, Kettle Moraine Lutheran, 17:41.2; 136. Kasey Freitag, West Salem, 17:43.6; 137. Kristen Carow, Wisconsin Lutheran, 17:43.7; 138. Sara Maday, Tomahawk, 17:44.2; 139. Liz Secor, West De Pere, 17:45.4; 140. Jamie Nadeau, Amery, 17:51.5; 141. Laura Carlson, Notre Dame, 17:52.1; 142. Michelle Ritten, Amery, 17:52.9; 143. Brynn Sundberg, West Salem, 17:58.2; 144. Amber Woller, New Berlin Eisenhower, 17:58.6; 145. Jocelyn Wabiszewski, New Berlin Eisenhower, 18:15.0; 146. Chelsea Adams, Poyette, 18:26.0; 147. Erin Hinch, Kettle Moraine Lutheran, 18:42.7; 148. Maggie Gallagher, Notre Dame, 18:49.4; 149. Samantha Hoerchner, Kettle Moraine Lutheran, 18:55.3; 150. Bailey Snell, West De Pere, 18:59.4; 151. Sara Isakson, Amery, 19:08.7; 152. Kellie Deitrich, Reedsburg Area, 19:16.7.

Division 3 Girls Team Scores

1. Edgar	6	13	14	27	66	87	88	126
2. Sheboygan Area Lutheran	12	18	22	25	54	68	97	131
3. Boscobel	17	29	36	38	43	46	58	163
4. Oshkosh Lourdes	3	21	45	47	49	63	64	165
5. Pittsville	2	28	32	34	74	95	104	170
6. Cedar Grove-Belgium	7	23	30	41	69	98	106	170
7. Watertown Luther Prep School	11	19	37	44	94	96	111	205
8. Darlington	8	33	42	51	83	90	103	217
9. Aquinas	4	31	59	60	65	71	72	219
10. Colfax	1	40	61	62	79	89		243
11. Amherst	5	26	55	78	82	99	110	246
12. Marshall	15	39	48	67	80	100	102	249
13. Bruce	16	20	56	57	101	108	109	250
14. Park Falls	10	50	52	75	76	77	86	263
15. Owen-Withee	24	35	53	73	85	105	107	270
16. Sevastopol	9	70	81	84	91	92	93	335

Division 3 Girls Individuals

1. Molly Seidel, University Lake School, 14:37.3; 2. Samantha Bluske, Pardeeville, 14:52.7; 3. Alexis Mikaelian, The Prairie School, 14:55.2; 4. Elise Sigg, Pocatonica/Argyle, 14:55.3; 5. Sarah McMahon, Colfax, 15:26.2; 6. Carli Kronstedt, Pittsville, 15:28.9; 7. Mackenzie Weber, Oshkosh Lourdes, 15:29.6; 8. Kayla Sheekles, Fennimore, 15:40.4; 9. Maddy Hauptert, Aquinas, 15:40.5; 10. Emily Erickson, Amherst, 15:45.0; 11. Brianna Skrzypczak, Edgar, 15:51.6; 12. Danica Harrison, Auburndale, 15:57.3; 13. Marina Paul, Cedar Grove-Belgium, 15:58.9; 14. Hana Mieke, Darlington, 16:02.3; 15. Anne Ritter, Pardeeville, 16:02.9; 16. Samantha Nelson, Frederic, 16:04.2; 17. Sara Hasenjager, Sevastopol, 16:05.1; 18. Paige Pluemer, Park Falls, 16:05.7; 19. Emilee Koltz, Watertown Luther Prep School, 16:09.2; 20. Meghan Falconer, Sheboygan Area Lutheran, 16:09.9; 21. Margaret Hintz, Rosholt, 16:10.2; 22. Alison Schmitz, Belleville, 16:10.8; 23. April Sadowigierski, Rosholt, 16:11.6; 24. Amanda Batterman, Saint Mary Central, 16:11.6; 25. Sara Rosewig, Edgar, 16:11.6; 26. Erin Rosewicz, Edgar, 16:11.8; 27. Haley Steig, Osseo-Fairchild, 16:12.7; 28. Sarah Giese, Marshall, 16:14.7; 29. Molly Osuldsen, Bruce, 16:16.2; 30. Taylor Harris, Boscobel, 16:16.6; 31. Jordyn Jurs, Sheboygan Area Lutheran, 16:17.9; 32. Katlyn Kretschmar, Mellen, 16:22.5; 33. Angela Gaffney, Grantsburg, 16:22.6; 34. Emily Marggraf, Watertown Luther Prep School, 16:26.3; 35. Ally Villiard, Bruce, 16:28.2; 36. Clare McDonald, Oshkosh Lourdes, 16:28.9; 37. Megan

Hanson, Fall Creek, 16:29.1; 38. Beth Beyer, Lena/Saint Thomas Academy, 16:29.1; 39. Katie Dubiak, Shoreland Lutheran, 16:29.8; 40. Anna Helling, Sheboygan Area Lutheran, 16:30.3; 41. Amy Thieleke, Howards Grove, 16:31.2; 42. Jessica Meinen, Cedar Grove-Belgium, 16:31.4; 43. Calla Karl, Frederic, 16:33.7; 44. Cassie Forman, Waterloo, 16:34.7; 45. Paige Albrecht, Columbus Catholic, 16:35.1; 46. Rachel Wells, Owen-Withee, 16:35.7; 47. Karly Telschow, Oostburg, 16:36.8; 48. Hannah VanDerWeele, Sheboygan Area Lutheran, 16:37.2; 49. Leah Farley, Algoma, 16:37.4; 50. Ali Hughes, Ozaukee, 16:37.6; 51. Katie Felckowski, Amherst, 16:38.0; 52. Dana Lemanski, Edgar, 16:39.2; 53. Sierra Flury, Osseo-Fairchild, 16:39.9; 54. Jessica Mauerman, Albany, 16:40.5; 55. Heather Adrian, Pittsville, 16:40.9; 56. Megan Bloedow, Boscobel, 16:41.2; 57. Lindsey Cook, Three Lakes, 16:42.8; 58. Erika Meinen, Cedar Grove-Belgium, 16:43.7; 59. Amanda Ross, Brookwood, 16:43.8; 60. Katelyn Doyle, Aquinas, 16:44.8; 61. Michelle Lund, Grantsburg, 16:45.0; 62. Carrie Lippert, Pittsville, 16:45.9; 63. Olivia Wedig, Darlington, 16:48.0; 64. Tory Palmer, Pittsville, 16:49.7; 65. Morgan Shattuck, Owen-Withee, 16:50.6; 66. Natasha Moret, Boscobel, 16:51.5; 67. Amanda Walther, Watertown Luther Prep School, 16:52.4; 68. Linsey Wacker, Boscobel, 16:53.9; 69. Monique Levash, Brillion, 16:54.1; 70. Erica Giese, Marshall, 16:59.4; 71. Courtney Doucette, Colfax, 17:00.3; 72. Brenda Baughman, Flambeau, 17:00.8; 73. Aysa Sellers, Ladysmith, 17:00.8; 74. Taylor Ansay, Cedar Grove-Belgium, 17:01.0; 75. Molly Hischke, Gillett, 17:03.1; 76. Amy Jorgensen, Darlington, 17:03.3; 77. Elizabeth Hinc, Living Word Lutheran, 17:03.5; 78. Paige Cashman, Boscobel, 17:03.6; 79. Kaitlyn Lueck, Watertown Luther Prep School, 17:04.2; 80. Sarah Schreiber, Oshkosh Lourdes, 17:04.8; 81. Amber Narvaez, Boscobel, 17:07.8; 82. Rachel Weber, Oshkosh Lourdes, 17:07.8; 83. Tai Hansen, Marshall, 17:08.7; 84. Amanda Johnson, Osseo-Fairchild, 17:09.1; 85. Sarah Kapral, Oshkosh Lourdes, 17:09.5; 86. Ashley Boushon, Park Falls, 17:09.5; 87. Taryn Evenstad, Darlington, 17:10.9; 88. Christina Micheletti, Drummond, 17:14.5; 89. Theresa Everson, Park Falls, 17:14.9; 90. Isabel Niemi, Owen-Withee, 17:15.0; 91. Rachel Maxon, Sheboygan Area Lutheran, 17:15.3; 92. Kim Glodowski, Amherst, 17:16.7; 93. Shauna Campion, Bruce, 17:18.2; 94. Taylor Quinn, Bruce, 17:19.5; 95. Jodie Haney, Boscobel, 17:20.5; 96. Stephanie Doyle, Aquinas, 17:20.6; 97. Carley Bosshard, Aquinas, 17:20.7; 98. Kortney Moonen, Colfax, 17:21.6; 99. Abby Ulcej, Colfax, 17:22.4; 100. Carolyn Keller, Oshkosh Lourdes, 17:22.4; 101. Marta Keller, Oshkosh Lourdes, 17:22.6; 102. Katie Simones, Aquinas, 17:24.7; 103. Andrea Stencil, Edgar, 17:25.4; 104. Lynn Roberts, Marshall, 17:26.3; 105. Katy Timm, Sheboygan Area Lutheran, 17:28.6; 106. Cheyanne Reglin, Arcadia, 17:28.8; 107. Kelly Ponte, Cedar Grove-Belgium, 17:30.2; 108. Rachael Wilson, Sevastopol, 17:30.9; 109. Hannah Craig, Aquinas, 17:35.7; 110. Annie Joslyn, Aquinas, 17:36.0; 111. Britt Zoellick, Owen-Withee, 17:37.9; 112. Dallas Oates, Pittsville, 17:42.7; 113. Kiana Smith, Park Falls, 17:46.1; 114. Melissa Ertl, Park Falls, 17:46.9; 115. Kali Yanko, Park Falls, 17:47.6; 116. Ashley Holden, Amherst, 17:51.7; 117. Samantha Doucette, Colfax, 17:52.8; 118. Sarah Delaney, Marshall, 17:53.8; 119. Cathy Kaye, Sevastopol, 17:54.4; 120. Leila Peterzumplasse, Amherst, 17:55.4; 121. Kayla Lange, Darlington, 17:56.0; 122. Julia Stoneman, Sevastopol, 17:56.4; 123. Katie Beck, Owen-Withee, 18:01.2; 124. Bekka Slack, Park Falls, 18:02.2; 125. Crystal Wagner, Edgar, 18:02.6; 126. Kaitlyn Skrzypczak, Edgar, 18:05.5; 127. Samantha Yoltz, Colfax, 18:10.7; 128. Kelsi Blosch, Darlington, 18:16.7; 129. Amanda Uecker, Sevastopol, 18:19.5; 130. Kelli Carlson, Drummond, 18:22.4; 131. Caitlin Welch, Sevastopol, 18:27.4; 132. Amanda Scharfner, Sevastopol, 18:31.4; 133. Rachel Miller, Watertown Luther Prep School, 18:33.1; 134. Olivia Wesely, Pittsville, 18:35.5; 135. Rebecca Rehberger, Watertown Luther Prep School, 18:42.1; 136. Sarah Steele, Sheboygan Area Lutheran, 18:45.7; 137. Mary Asma, Cedar Grove-Belgium, 18:48.3; 138. Asha Williams, Amherst, 18:49.4; 139. Becca Giese, Marshall, 18:53.5; 140. Carla Zimmerman, Bruce, 18:58.2; 141. Nicole Hillman, Marshall, 18:58.3; 142. Kari Blosch, Darlington, 19:11.8; 143. Jen Quinnell, Pittsville, 19:16.4; 144. Heather Heggemeier, Owen-Withee, 19:27.7; 145. Kiera Depies, Cedar Grove-Belgium, 19:30.4; 146. Jessica Lulloff, Owen-Withee, 19:32.6; 147. Heather Inczauskis, Bruce, 19:47.5; 148. Paige Villiard, Bruce, 19:50.9; 149. Megan Dombrowski, Amherst, 20:03.5; 150. Mateja Epple, Watertown Luther Prep School, 21:39.0; -- Shelby Berning, Chetek, DNF.

Sectional Results

Division 1

Arrowhead

Arrowhead 43, Homestead 56, Cedarburg 78, Germantown 82, Slinger 160, Hamilton 182, West Bend West 190, Menomonee Falls 190 and West Bend East 209. Individual finishers – Taylor Blazei, Slinger (14:25); Haley Bauer, Cedarburg; Caitlin Dillon, Germantown; Andrea Sielicki, Germantown and Lauren Klesmith, Cedarburg.

Brookfield Central

Whitefish Bay 32, Brookfield Central 65, Brookfield East 89, Divine Savior Holy Angels 114, Wauwatosa West 142, Wauwatosa East 178, Milwaukee Arts/Pulaski/Ronald W. Reagan 191, Milwaukee King 200, Nicolet 204 and Pius XI 250. Individual finishers – Kylie Nordness, Divine Savior Holy Angels (15:43); Hope Marshall, Milwaukee King; Susannah Fricker, Wauwatosa West; Taylor Conway, Brookfield East and Natalie Dillon, Brookfield East.

Green Bay East/West

Bay Port 54, Pulaski 66, Kimberly 72, Green Bay Preble 121, Kaukauna 122, Green Bay Southwest 153, Green Bay East 172, Manitowoc Lincoln 238, De Pere 239, Menasha 280, Ashwaubenon 292 and Green Bay West 362. Individual finishers – Becca Selner, Ashwaubenon (15:17); Megan Stenz, Kaukauna; Sarah Mauel, Green Bay Southwest; Hannah Podvin, Kaukauna and Whitney Schumacher, Kimberly.

La Crosse Logan

Onalaska 39, La Crosse Central 81, River Falls 97, Holmen 112, Eau Claire Memorial 146, Hudson 163, Menomonee 177, Chippewa Falls 226, La Crosse Logan 235, Eau Claire North 261, Sparta 204 and Superior 319. Individual finishers – Areanna Lakowske, Sparta (15:08); Rachel Zachar, Hudson; Jordan Kelch, Menomonee; Courtney Sawle, Menomonee and Jesse Heiden, Holmen.

Madison West

Madison West 62, Verona Area 84, Middleton 110, Baraboo 116, Madison Memorial 122, Madison La Follette 182, Sun Prairie 185, DeForest 193, Sauk Prairie 196, Waunakee 199, Madison East 260 and Monona Grove 388. Individual finishers – Ashley Schoenoff, Baraboo (15:04); Maggie Bollig, Middleton; Liz Berkholtz, Sun Prairie; Denise Leaver, Baraboo and Abby Lackey, Waunakee.

Merrill

Wausau East 38, Marshfield 72, Stevens Point 74, Antigo 122, D.C. Everest 166, Wausau West 166, Wisconsin Rapids Lincoln 177, Merrill 186, Lakeland 190, Shawano Community 230, Tomah 300 and Rhinelander Inc. Individual finishers – Nicole Biahnik, Antigo (15:32); Megan Stats, Stevens Point; Sammy Stimac, Antigo; Mary Punte, Antigo and Danielle Norland, Merrill.

Oshkosh West

Fond du Lac 59, Neenah 66, Sheboygan North 115,

Plymouth 122, Oshkosh North 151, Appleton West 162, Oshkosh West 164, Beaver Dam 180, Appleton North 181, Sheboygan South 223, Hortonville 283 and Appleton East 288. Individual finishers – Rachael Weber, Appleton North (14:28); Haley Johnson, Plymouth; Niki Rhyhan, Plymouth; Carrie Glauser, Appleton West and Hannah Fischer, Sheboygan South.

Racine Horlick

Muskego 55, Kenosha Tremper 71, Westosha Central 118, Waterford 126, South Milwaukee 141, Racine Case 162, Wilmot Union 181, Franklin 192, Racine Horlick 194, Kenosha Bradford 238, Oak Creek 261 and Racine Park Inc. Individual finishers – Kaitie Antonneau, Racine Horlick (15:07); Abigail Bullmore, Kenosha Bradford; Emily Hamilton, Wilmot Union; Leah Rendflesh, South Milwaukee and Rachel Westover, South Milwaukee.

Stoughton

Janesville Craig 37, Oconomowoc 97, Fort Atkinson 120, Oregon 129, Watertown 133, Stoughton 136, Janesville Parker 157, Burlington 186, Badger 192, Milton 256, Elkhorn Area 270 and Beloit Memorial 342. Individual finishers – Kiah Ehrke, Stoughton (14:54); Micaela Magsamen, Fort Atkinson, Katie Grandi, Burlington; Katryna Williams, Watertown and Morgan Engelhart, Oregon.

Waukesha South

Waukesha West 58, Kettle Moraine 88, Waukesha North 91, Whitnall 93, Mukwonago 103, West Allis Hale 127, West

Allis Central 158, Waukesha South 189 and Greenfield 268. Individual finishers – Blair Donny, Mukwonago (15:35); Jenna McMiller, Waukesha North; Sammi Donovan, Waukesha North; Hannah Lutz, West Allis Hale and Kallie Tutkowski, Whitnall.

Division 2

Black River Falls

Reedsburg 58, West Salem 69, Ellsworth 93, Viroqua 109, Mauston 136, Neillsville 164, Gale-Eitrick-Trempealeau 226, Nekoosa/Port Edwards 236, Wisconsin Dells 262, Westby 280, Black River Falls 283, Colby/Abbotsford 285, Durand 321, Mondovi 329, Adams-Friendship 378 and Pioneer Westfield/Montello 382. Individual finishers – Taylor Hickey, Wisconsin Dells (15:59); Lydia Kuhl, Ellsworth; Danae Zeigle, Neillsville; Alyssa Clemment, Westby and Julie Mulvaney-Kemp, Viroqua.

Kiel

Notre Dame 81, West De Pere 103, Luxemburg-Casco 112, Kiel 113, Chilton 124, Two Rivers 124, Valdres 175, Little Chute 185, Xavier 204, Southern Door 205, Denmark 308, Kewaunee 332, Wrightstown 346 and Mishicot 368. Individual finishers – Karyn Genrich, Two Rivers (15:41); Caitlin Dachelet, Luxemburg-Casco; Ash Lyons, Southern Door; Alexis Genke, Kiel and Kellie Greenwood, Two Rivers.

Mayville

Poynette 53, Kettle Moraine Lutheran 77, Sheboygan Falls 94, Mayville 119, Omro 178, Columbus 179, Winnebago Lutheran Academy 239, Lomira 246, Ripon 256, Winneconne 270, Campbellsport 279, Portage 299, Berlin 339, Wautoma/Faith Christian Academy 345, Waupun 354 and Kewaskum 370. Individual finishers – Marya Haegler, Winnebago Lutheran Academy (15:03); Emily Girdauskas, Wautoma/Faith Christian Academy; Kassie Vaness, Portage; Ashlyn Mauer, Sheboygan Falls and Laura Jooss, Omro.

Milwaukee Lutheran

Wisconsin Lutheran 47, New Berlin Eisenhower 84, Shorewood 96, Grafton 96, Port Washington 99, Milwaukee Lutheran 125, New Berlin West 168, Greendale 196, Saint Thomas More 246, Cudahy 289 and Martin Luther 289. Individual finishers – Emily Bachhuber, Shorewood (15:19); Ashley Hilton, Port Washington; Kristin Lillie, Brown Deer; Ali Lorge, Grafton and Renee Buikema, Milwaukee Lutheran.

Pewaukee

Pewaukee 27, Catholic Memorial 59, Lakeside Lutheran 103, East Troy 143, Lake Mills 156, Whitewater 157, Union Grove 194, Big Foot 217, Jefferson 235, Cambridge 294, Clinton 296, Delavan-Darien 311, Palmyra-Eagle 341 and Turner 360. Individual finishers – Denay Hering, Lake Mills (16:34); Alex Hein, Lake Mills; Emily McClelland, Union Grove; Callie Sterle, East Troy and Kirsten Sukow, Lakeside Lutheran.

Platteville

Mount Horeb/Barneveld 45, Dodgeville/Mineral Point 80, Lodi 97, Platteville 126, McFarland 147, New Glarus/Monticello 149, Monroe 179, Evansville 248, Parkview 249, Prairie du Chien 299, River Valley 307, Madison Edgewood 320, Richland Center/Ithaca 344, Southwestern/Cuba City 350, Brodhead/Juda 373, Edgerton 379 and Iowa-Grant/Highland 437. Individual finishers – Kelsey Bernet, New Glarus/Monticello (15:15); Tricia Serres, Platteville; Mikey Bogdanske, Lodi; Ashley Duerst, Richland Center/Ithaca; Shannon Klein, Brodhead/Juda.

Tomahawk

Tomahawk 65, Freedom 70, Wittenberg-Biramwood 99, Fox Valley Lutheran 117, Seymour 122, New London 137, Peshigo 219, Oconto Falls 236, Mosinee 237, Waupaca 255, Weyauwega-Fremont 275, Marinette 303, Medford Area 331, Oconto 341 and Northland Pines 353. Individual finishers – Haylee Lucht, Oconto Falls (15:35); Caitlin Gardner, Seymour; Robin Nommensen, Fox Valley Lutheran; Alaina Murphy, Seymour and Jenny Metzler, Peshigo.

Unity

New Richmond 74, Amery 99, Northwestern 128, Rice Lake 151, Osceola 152, Hayward 155, Somerset 175, Ashland 180, Saint Croix Central 206, Baldwin-Woodville 209, Spooner 229, Prescott 339, Barron 364, Saint Croix Falls 375, Bloomer 452 and Cumberland 470. Individual finishers – Brea Tinney, Osceola; Kayla Wagner, Baldwin-Woodville; Kristen Jasperson, Osceola; Amber Gurske, Northwestern and Monica Emerson, Somerset.

Division 3

Arcadia

Aquinas 49, Pittsville 59, Fall Creek 123, Osseo-Fairchild 137, Melrose-Mindoro 139, Arcadia 146, Cashton 183, Loyal/Greenwood 217, Blair-Taylor 231, Lincoln 249, Bangor 274, Luther 281, Gilmanton/Independence 325 and Cochrane-Fountain City 348. Individual finishers – Haley Steig, Osseo-Fairchild (16:30); Megan Hanson, Fall Creek; Sierra Flury, Osseo-Fairchild; Cheyanne Reglin, Arcadia and Amanda Johnson, Osseo-Fairchild.

Belleville

Darlington 50, Boscobel 60, Fennimore 77, Albany 120, Belleville 153, Brookwood 167, Pecatonica/Argyle 186, Lancaster 217, Wisconsin Heights 217, Riverdale 256 and Hillsboro 279. Individual finishers – Elise Sigg, Pecatonica/Argyle (15:53); Kayla Sheekles, Fennimore; Amanda Ross, Brookwood; Jessica Mauerman, Albany and Alison Schmitz, Belleville.

Boycerville

Owen-Withee 55, Colfax 68, Grantsburg 90, Frederic 110, Regis 141, McDonell Central 150, Cameron 186, Webster 189,

Glenwood City 210, Cadott 215 and Spring Valley/Elmwood 222. Individual finishers – Shelby Bering, Chetek (15:12); Calla Karl, Frederic; Michelle Lund, Grantsburg; Samantha Nelson, Frederic and Angela Gaffney, Grantsburg.

Bruce

Park Falls 46, Bruce 54, Flambeau 99, Prentice/Rib Lake 129, Hurlley 159, Gilman/Cornell 164, Phillips 166, Drummond 166 and Ladysmith 185. Individual finishers – Katylin Kretschmar, Mellen (16:44); Aysa Sellers, Ladysmith; Kelli Carlson, Drummond; Christina Micheletti, Drummond and Brenda Baughman, Flambeau.

Edgar

Edgar 43, Amherst 64, Three Lakes 128, Pacelli 134, Columbus Catholic 153, Auburndale 154, Iola-Scandinavia 173, Rosholt 211, Marathon 233, Spencer 273, Laona/Wabeno 296, Stratford 300, Crandon 331, Assumption 365, Athens Inc., Marion Inc. and Tri-County Inc. Individual finishers – Danica Harrison, Auburndale (15:56); April Sadogierski, Rosholt; Margaret Hintz, Rosholt; Paige Albrecht, Columbus Catholic and Lindsay Cook, Three Lakes.

Green Bay East/West

Oshkosh Lourdes 31, Sevastopol 93, Brillion 134, Manitowoc Lutheran 139, Gillett 169, Roncalli 177, Hilbert 178, Algoma 197, Gibraltar 204, Saint Mary Central 227, Reedsville 246 and Green Bay NEW Lutheran 273. Individual finishers – Amanda Batterman, Saint Mary Central (16:26); Leah Farley, Algoma; Beth Beyer, Lena/Saint Thomas Academy; Monique Levash, Brillion and Molly Hischke, Gillett.

Sheboygan Area Lutheran

Cedar Grove-Belgium 60, Sheboygan Area Lutheran 62, Pardeeville 74, Saint Mary's Springs 131, Ozaukee 134, Random Lake 143, Oostburg 161, Rio/Fall River 223, Horicon 237, Howards Grove 260, Laconia 288, Markesan 317, Elkhart Lake-Glenbeulah 345, Central Wisconsin Christian Inc. and Princeton Inc. Individual finishers – Samantha Bluske, Pardeeville (15:34); Anne Ritter, Pardeeville; Karyl Telschow, Oostburg; Amy Thieleke, Howards Grove and Ali Hughes, Ozaukee.

The Prairie School

Marshall 44, Watertown Luther Prep School 79, Lake Country Lutheran 80, The Prairie School 89, Shoreland Lutheran 118, Kenosha St. Joseph 160, University Lake School 161, Faith Christian/Kenosha Christian Life 221, Dodgeland 230, Heritage Christian 255, Brookfield Academy Inc., Catholic Central Inc., Living Word Lutheran Inc., Racine Saint Catherine's Inc. and Waterloo Inc. Individual finishers – Alexis Mikaelian, The Prairie School (15:01); Molly Seidel, University Lake School; Katie Dubiak, Shoreland Lutheran; Cassie Forman, Waterloo and Elizabeth Hinck, Living Word Lutheran.

State Girls Cross Country Champions

Year	Champion (Coach)	Runner-up (Coach)	Individual	Site
1975	Prairie du Chien 51 (Elizabeth Mullarkey)	Waukesha South 68 (Pete Rempe)	Susie Houston, Tomahawk	American Legion Golf Course, Wausau
1976	Tomahawk 49 (Gordon Erickson)	Prairie du Chien 74 (Elizabeth Mullarkey)	Susie Houston, Tomahawk	American Legion Golf Course, Wausau
1977	West Allis Central 90 (Michael Fraundorf)	Waukesha South 116 (Jerry Reichert)	Jody Rittenhouse, Janesville Craig	Yahara Hills Golf Course, Madison
1978	(A) Manitowoc 102 (Gloria Mainhardt)	Wausau East 136 (William Smiley)	Maryann Brunner, Waukesha No.	Yahara Hills Golf Course, Madison
	(B) Tomahawk 32 (Gordon Erickson)	Slinger 53 (Steve Bingen)	Cathy Branta, Slinger	Madison
1979	(A) Racine Case 74* (Otha Frasier)	Wausau East 74 (William Smiley)	Maryann Brunner, Waukesha No.	Yahara Hills Golf Course, Madison
	(B) Tomahawk 54 (Gordon Erickson)	Slinger 65 (Terry Krall)	Cathy Branta, Slinger	Madison
1980	(A) Madison Memorial 98 (Mark Parish)	Neenah 114 (Tom Jensen)	Sarah Hintz, Wausau East	American Legion Golf Course, Wausau
	(B) Verona 52 (Randy Marks)	Whitewater 72 (Dirk Seibold)	Cathy Branta, Slinger	Wausau
	(C) Fennimore 36 (Vince Lease)	Pardeeville 63 (Wesley Babcock)	Kara Hughes, Pardeeville	
1981	(A) Neenah 37 (Tom Jensen)	Stevens Point 86 (Mike Olson)	Jenny Hintz, Wausau East	American Legion Golf Course, Wausau
	(B) Verona 54 (Randy Marks)	Luxemburg-Casco 59 (Russell Fameree)	Jackie Anderson, Mount Horeb	Wausau
	(C) Fennimore 30 (Vince Lease)	Pardeeville 76 (Wesley Babcock)	Lynne Fitzgerald, Boscobel	
1982	(A) Neenah 46 (Tom Jensen)	Stevens Point 58 (Mike Olson)	Suzy Favor, Stevens Point	UW-Parkside, Kenosha
	(B) Luxemburg-Casco 40 (Russ Fameree)	Verona 81 (Randy Marks)	Patti Frisco, Ashland	
	(C) Fennimore 38 (Vince Lease)	Edgar 65 (Craig Halverson)	Amy Tye, Pardeeville	
1983	(A) Neenah 51 (Ron Fedenko)	Stevens Point 94 (Mike Olson)	Suzy Favor, Stevens Point	Christmas Mountain, Wisconsin Dells
	(B) Mount Horeb 33 (Mich Wollin)	Luxemburg-Casco 60 (Russ Fameree)	Lori Walter, Sauk Prairie	Wisconsin Dells
	(C) Edgar 55 (Craig Halverson)	Waterloo 62 (Glenn Porterfield)	Barbie Bangart, Hilbert	
1984	(A) Madison Memorial 85 (Rhonda Benson)	Neenah 99 (Ron Fedenko)	Suzy Favor, Stevens Point	Christmas Mountain, Wisconsin Dells
	(B) Verona 56 (Randy Marks)	Mount Horeb 58 (Mich Wollin)	Jackie Anderson, Mount Horeb	Wisconsin Dells
	(C) Cambridge 50 (Richard Rapp)	Edgar 57 (Jean Bleser)	Jenny Schoch, Glidden	

Girls Cross Country

Year	Champion (Coach)	Runner-up (Coach)	Individual	Site
1985	(A) La Crosse Central 51 (Scott Anderson)	Homestead 143 (Patrick Pretty)	Suzy Favor, Stevens Point	Yahara Hills Golf Course,
	(B) Phillips 70 (John Wilke)	Mount Horeb 83 (Mich Wollin)	Carrie Haen, Luxemburg-Casco	Madison
	(C) Prentice 44 (Joe Foytek)	Fennimore 53 (Vince Lease)	Chris Rau, Edgar	
1986	(A) Homestead 84 (Patrick Pretty)	La Crosse Central 85 (Scott Anderson)	Clare Eichner, Wauwatosa East	Yahara Hills Golf Course,
	(B) Phillips 73 (John Wilke)	Mount Horeb 100 (Mich Wollin)	Diane Breuer, Slinger	Madison
	(C) Prentice 39 (Joe Foytek)	Edgar 63 (Jean Bleser)	Tricia Breu, Auburndale	
1987	(A) Stevens Point 111 (Mike Olson)	Eau Claire Memorial 145 (Pete Beauvais)	Clare Eichner, Wauwatosa East	Yahara Hills Golf Course,
	(B) Luxemburg-Casco 82 (Mark Annoye)	Ripon 93 (Don Bogdanske)	Jill Geer, Ripon	Madison
	(C) Prentice 34 (Ken Spellman)	Edgar 49 (Jean Abreu)	Dana Emenecker, Stratford	
1988	(A) La Crosse Central 95 (Scott Anderson)	Chippewa Falls 105 (Bob Schmick)	Amy Wickus, Baraboo	Ridges Golf Course,
	(B) Park Falls 89 (Mary Patterson)	Ripon 91 (Don Bogdanske)	Brooke Verweibe, Mayville	Wisconsin Rapids
	(C) Edgar 52 (Jean Abreu)	Prentice 56 (Ken Spellman)	Sherri Defere, Sevastopol	
1989	(A) La Crosse Central 96 (Scott Anderson)	Chippewa Falls 130 (Bob Schmick)	Amy Wickus, Baraboo	Ridges Golf Course,
	(B) Luxemburg-Casco 85 (Mark Annoye)	Verona 97 (Randy Marks)	Anne Skaaland, Wittenberg-Birn.	Wisconsin Rapids
	(C) Albany 74 (Dale Botz)	Brookwood 80 (John Smith)	Katie Robers, Winter	
1990	(1) La Crosse Central 74 (Scott Anderson)	Marinette 157 (Mike Leanes)	Janet Westphal, Marinette	Ridges Golf Course,
	(2) Mount Horeb 92 (Mich Wollin)	Luxemburg-Casco 107 (Mark Annoye)	Mary Destiche, Luxemburg-Casco	Wisconsin Rapids
	(3) Albany 59 (David Botz)	Gibraltar 77 (Dale LaViolette)	Heather Murphy, North Crawford	
1991	(1) Janesville Craig 82 (James Holt)	La Crosse Central 122 (Scott Anderson)	Avrie Walters, La Crosse Logan	Ridges Golf Course,
	(2) Park Falls 89 (Mary Patterson)	Verona 98 (Randy Marks)	Sue Daggett, Random Lake	Wisconsin Rapids
	(3) Albany 54 (David Botz)	New Glarus 69 (Steve Wehrley)	Jessie Bushman, Rosholt	
1992	(1) Waukesha North 80 (Chris Ramsey)	Neenah (118 Ron Fedenko)	Avrie Walters, La Crosse Logan	Ridges Golf Course,
	(2) Mayville 61 (Bob Berry)	Mount Horeb 90 (Mich Wollin)	Sue Daggett, Random Lake	Wisconsin Rapids
	(3) Brookwood 50 (John Smith)	Gibraltar 58 (Dale LaViolette)	Miki Budge, Webster	
1993	(1) Waukesha West 80 (Chris Ramsey)	Neenah 122 (Ron Fedenko)	Kristina Betzold, Eau Claire No.	Ridges Golf Course,
	(2) Mayville 60 (Robert W. Berry)	Mount Horeb 93 (Mich Wollin)	Laura Verwiebe, Mayville	Wisconsin Rapids
	(3) Brookwood 59 (John Smith)	Albany 61 (David Botz)	Tiffany Speckman, Juda	
1994	(1) Mukwonago 106 (Rod Vick)	Racine Case 108 (Otha Frazier)	Kristina Betzold, Eau Claire No.	Ridges Golf Course,
	(2) Mount Horeb 49 (Mich Wollin)	Mayville 60 (Robert Berry)	Rachael Anderson, Mount Horeb	Wisconsin Rapids
	(3) Gibraltar 53 (Gary Jones)	Brookwood 89 (John Smith)	Maria Otto, Sevastopol	
1995	(1) Middleton 63 (Laurie Kleisinger)	Fond du Lac 75 (Earl Jewett)	Aimee Daugs, Watertown	Ridges Golf Course,
	(2) Mount Horeb 48 (Mich Wollin)	Whitewater 84 (Dirk Seibold)	Lena Van Haren, Mount Horeb	Wisconsin Rapids
	(3) Gibraltar 54 (Gary Jones)	Fennimore 67 (Vince Lease)	Rachel Earney, Coch.-Fount. City	
1996	(1) Middleton 79 (Laurie Kleisinger/ John Niesen)	La Crosse Central 119 (Scott Anderson)	Krista Lederer, Fort Atkinson	Ridges Golf Course,
	(2) Chilton 83 (Roman Gozdziowski)	Tomahawk 88 (John Zuelsdorf)	Stacy Beste, Shorewood	Wisconsin Rapids
	(3) Cochrane-Fountain City 64 (Gary Brone)	Gibraltar 67 (Gary Jones)	Rachel Earney, Coch. Fount. City	
1997	(1) Middleton 100 (Laurie Kleisinger)	Waukesha West 122 (Chris Ramsey)	Liz Reusser, Middleton	Ridges Golf Course,
	(2) Southwestern/Cuba City 93 (Steve Brink)	Little Chute 96 (Dave Janssen)	Karin Diestelmeier, Altoona	Wisconsin Rapids
	(3) Fall Creek 80 (Chuck Russel)	New Glarus/Monticello 92 (Steve Wehrley)	Selina Earney, Coch.-Fount. City	
1998	(1) Waukesha West 57 (Chris Ramsey)	Eau Claire Memorial 87 (Ken Montanye)	Liz Reusser, Middleton	Ridges Golf Course,
	(2) Luxemburg-Casco 77 (Mark Annoye)	Mauston 121 (Bill DeVoe)	Sarah Gruber, Chilton	Wisconsin Rapids
	(3) Cochrane-Fountain City 59 (Gary Brone)	Fall Creek 75 (Charles Russell)	Dana Thuecks, Brillion	
1999	(1) Waukesha West 44 (Chris Ramsey)	Arrowhead 130 (Jeff Jensen)	Rebecca Veenstra, Racine Park	Ridges Golf Course,
	(2) Oconto Falls 66 (Lon Ludemann)	Luxemburg-Casco 91 (Mark Annoye)	Leslie Patterson, Park Falls	Wisconsin Rapids
	(3) Cochrane-Fountain City 41 (Gary Brone)	Fall Creek 64 (Charles Russell)	Laura Bjork, Colfax	
2000	(1) Waukesha West 79 (Chris Ramsey)	La Crosse Central 112 (Scott Anderson)	Brooke Novak, Kaukauna	Ridges Golf Course,
	(2) Luxemburg-Casco 81 (Mark Annoye)	Pewaukee 86 (John Kashian)	Marcia Taddy, Two Rivers	Wisconsin Rapids
	(3) Albany 78 (Tony Brewer)	New Glarus/Monticello 90 (Steve Wehrley)	Sulla Pulli, Amherst	
2001	(1) Waukesha West 77 (Chris Ramsey)	La Crosse Central 99 (Scott Anderson)	Tara Hinke, Fond du Lac	Ridges Golf Course,
	(2) Pewaukee 68 (John Kashian)	Dodgeville/Mineral Point 112 (Dennis McGraw)	Michaela Courtney, Dodgeville/Min. Pt.	Wisconsin Rapids
	(3) Fennimore 72 (Vince Lease)	Boscobel 84 (Greg Bell)	Tami Scott, Rosholt	
2002	(1) Stevens Point 98 (Mike Olson)	Waukesha West 114 (Chris Ramsey)	Christy Cazzola, Kaukauna	Ridges Golf Course,
	(2) Pewaukee 64 (John Kashian/Matt Dollins)	Kiel 99 (Anthony Grybush)	Katrina Rundhaug, Dodgeville/Min. Pt.	Wisconsin Rapids
	(3) Boscobel 82 (Greg Bell)	Owen-Withee 100 (Al Guthman)	Allie Glasbrenner, Cassville	
2003	(1) Stevens Point 84 (Mike Olson)	Watertown 121 (Tim Gifford)	Trista Baye, Bay Port	Ridges Golf Course,
	(2) Pewaukee 71 (John Kashian)	Berlin 130 (Matt Willett)	Andrea Sonnenschein, Berlin	Wisconsin Rapids
	(3) Brookwood 94 (Dawn Powell/Mike Peterson)	Boscobel 116 (Greg Bell)	Emily Post, Howards Grove	
2004	(1) Waukesha West 59 (Chris Ramsey)	Pulaski 93 (Dan Slempek/Sheila Wienke)	Michelle Corrigan, Pulaski	Ridges Golf Course,
	(2) Tomahawk 99 (John Zuelsdorf)	Dodgeville/Mineral Point 106 (Denny McGraw)	Melissa Manke, East Troy	Wisconsin Rapids
	(3) Boscobel 96 (Greg Bell)	Belleville 126 (Bill Kernen)	Ashley Beutler, New Glarus/Monticello	
2005	(1) Waukesha West 65 (Chris Ramsey)	Middleton 95 (Joe Spolar)	Kelly Bogard, Kimberly	Ridges Golf Course,
	(2) Dodgeville/Mineral Point 48 (Dennis McGraw)	Tomahawk 74 (John Zuelsdorf)	Claire Maduza, Shorewood	Wisconsin Rapids
	(3) Iola-Scandinavia 96 (Jon Novak)	Owen-Withee 130 (Allen Guthman)	Kady Telschow, Oostburg	
2006	(1) Middleton 81 (Joe Spolar)	Waukesha West 104 (Chris Ramsey)	Lauren Kleppin, South Milwaukee	Ridges Golf Course,
	(2) Dodgeville/Mineral Point 57 (Dennis McGraw)	Tomahawk 123 (John Zuelsdorf)	Ashley Beutler, New Glarus/Monticello	Wisconsin Rapids
	(3) Sevastopol 109 (Curt Kaczor)	Edgar 132 (Dan Parlier)	Ali Paul, Cedar Grove-Belgium	
2007	(1) Arrowhead 92 (Becky Roehl)	Whitefish Bay 95 (Mike Miller)	Kelly Bogard, Kimberly	Ridges Golf Course,
	(2) Lakeside Lutheran 104 (Gerry Walta)	Wisconsin Lutheran 114 (Blair Schaper)	Ashley Beutler, New Glarus/Monticello	Wisconsin Rapids
	(3) Boscobel 92 (Greg Bell)	Cedar Grove-Belgium 112 (Ron Wood)	Samantha Bluske, Pardeeville	
2008	(1) Whitefish Bay 75 (Mike Miller)	Onalaska 129 (Darin Shepardson)	Gabby Levac, Arrowhead	Ridges Golf Course,
	(2) Mount Horeb/Barneveld 105 (Brian McIntyre)	Dodgeville/Min. Pt. 116 (Denny McGraw/Joe Hanson)	Morgan Sickels, Catholic Memorial	Wisconsin Rapids
	(3) Edgar 126 (Dan Parlier)	Sheboygan Area Lutheran 131 (Jeff Jurs)	Molly Seidel, Univ. Lake School	

*fastest sixth-place runner

Football

The WIAA began sponsoring a football playoff program in 1976. The playoff program involved four divisions and a total of 16 teams in 1976 and 1977.

It was expanded to five divisions and a total of 20 teams for 1978 and 1979. Division 5 (smallest schools) was given eight playoff participants, making a total of 24, in 1980.

Beginning in 1981, the playoff program was changed to six divisions with eight teams in each, a total of 48; so all conference champions could be incorporated into the system. That plan was expanded in 1987 to 96 teams with conference runners-up, as well as champions qualifying. In the first five years, participants were determined on a system, ranking schools on basis of fewest losses and other factors. In 1996, the field was expanded to 192 teams, including all teams with conference records above .500 and other schools chosen from those who were .500 in conference games. In 2002, a seventh division was added, expanding the playoff field to 224 teams.

When playoffs began in 1976, divisions of competition were based on average enrollment of conferences. But effective with the 1984

season, competition was based on enrollment of participants – largest schools in Division 1, next largest in Division 2, etc.

Championship games were played at many sites through the first six years of the playoffs. But in 1982, all championship games were played at Camp Randall Stadium in Madison in a two-day event. That format remains in existence.

Stratford has won the most championships with seven. Lancaster is next in line with six. D.C. Everest, Menomonie, Monroe and Osseo-Fairchild have each won five. Arrowhead, Ashwaubenon, Darlington and Edgar have won four. Schools with three titles are Antigo, Brillion, De Soto, Hilbert, Homestead, Kenosha Tremper, Manitowoc, Marshfield, Shell Lake, Spring Valley, Two Rivers, Westby and Wisconsin Lutheran.

Arrowhead has appeared in the most championship games with nine. Darlington, Edgar, Menomonie and Monroe have appeared in eight title tilts. Hilbert, Kenosha Tremper, Lancaster, Osseo-Fairchild and Stratford have appeared in seven, while Ashwaubenon, D.C. Everest, De


Soto have been in six. Marshfield, Mosinee and Stanley-Boyd have played in five.

State championships have been won by 107 different programs.

Stratford (2003-08) is the only program to win six straight championships. Lancaster (2000-02), Manitowoc (1984-86), Monroe (1990-92) and Two Rivers (1980-

82) are the only other schools to win three consecutive State championships.

De Soto, Howards Grove, Mayville, Milwaukee Bradley have qualified for the most number of playoffs with 24. Stratford has qualified in 23, and Edgar, Menomonie and New Berlin Eisenhower have participated in the playoffs 22 times.



HOMESTEAD – FOOTBALL CHAMPIONS (DIVISION 1) – 2008-2009

Team members: Tom Engel, Lucas Speaker, Avery Walker, Aric Daniels, Andy Boll, John Laihinen, Bobby Ollman, Matt Schroeder, Ryan Greve, Mike Skow, Matt Stern, Cody Berger, Zach Dot, Mike Collins, Coy Smith, Casey Barnes, Darius Feaster, Andrew Scarpace, Jason Willms, Jeremy Patton, Spenser Levine, Bryan Bronaugh, Brad Pelisek, Cameron Mikkelsen, Zach Enea, Brett Gemas, Brad Hanson, Andrew Oucelt, Mike Peliska, Shawn Brown, Adam Schwabach, Chris Sprenger, Doug Mueller, Darral Rucker, Steven Brookman, Joey Schultz, Pat Meer, Ben Gardner, Stephen Davis, Alex Plum, David Urintsev, Kurt Kaufmann, Matt Johnson, Alex Egelhoff, Mark Charlesworth, Zach Rechcygl, Mike Meer, Anthony Cefalu, Brandon Stross, Mike Bolens, Kyle Comeau, Steve Murphy, Justin Barber, David Butinavicius, Andrew Debbink, Nick Bailey, Mensah Amuzu, Kyle Schober, Ben Roeper, Zachary Webb, Nick Exley, Max Vielmetti, Brodie Brown, Alex Bangert, Benjamin Wichman, Grayson Driscoll, Dom Wilder, Matt Popp, Joshua Wichman, Shelby Harris, Colt Leitner-Thompson, Donte Phillips, Xavier Crumpton, Andy McClellan.

State Championships


UW-Madison – Camp Randall Stadium – Nov. 20-21, 2008

Division 1 Final					
HOMESTEAD (14-0) 13, ARROWHEAD (13-1) 11					
Score by Quarters	1	2	3	4	Score
HOMESTEAD.....	0	7	6	0	13
ARROWHEAD.....	0	5	0	6	11
Scoring Summary:					
2nd 11:53 AR - Budzien, Jeff 32 yd field goal, 5-54 1:51, HO 0 - AR 3; 10:13 AR - TEAM safety, HO 0 - AR 5; 09:01 HO - Engel, Tom 42 yd interception return (Stern, Matt kick), HO 7 - AR 5					
3rd 00:26 HO - Bronaugh, Bryan 15 yd run (Stern, Matt kick blocked), 7-82 2:07, HO 13 - AR 5					
4th 02:30 AR - Ramsey, Calvin 34 yd run (Parish, Tom pass failed), 8-87 3:37, HO 13 - AR 11					
	HO		AR		
FIRST DOWNS	15		12		
RUSHES-YARDS (NET)	43-172		42-233		
PASSING YDS (NET)	63		46		
Passes Att-Comp-Int	11-5-3		12-5-2		
TOTAL OFFENSE PLAYS-YARDS	54-235		54-279		
Fumble Returns-Yards	1-3		0-0		
Punt Returns-Yards	0-0		2-25		
Kickoff Returns-Yards	1-27		4-41		
Interception Returns-Yards	2-42		3-9		
Punts (Number-Avg)	3-24.0		4-34.2		
Fumbles-Lost	0-0		2-1		
Penalties-Yards	2-10		5-52		
Possession Time	24:00		24:00		
Third-Down Conversions	4 of 11		9 of 15		
Fourth-Down Conversions	2 of 3		0 of 0		
Red-Zone Scores-Chances	1-2		1-1		
Sacks By: Number-Yards	0-0		0-0		
RUSHING: HOMESTEAD-Bronaugh, Bryan 13-59; Daniels, Aric 13-54; Barnes, Casey 8-51; Speaker, Lucas 5-9; Walker, Avery 2-1; TEAM 2-minus 2. ARROWHEAD-Ramsey, Calvin 15-132; Crook, Brian 12-68; Parish, Tom 14-30; Finco, Russell 1-3.					

PASSING: HOMESTEAD-Barnes, Casey 5-11-3-63. ARROWHEAD-Parish, Tom 5-12-2-46.				
RECEIVING: HOMESTEAD-Wichman, Joshua 2-46; Collins, Mike 1-7; Bronaugh, Bryan 1-6; Daniels, Aric 1-4. ARROWHEAD-Finco, Russell 4-42; Schreck, Collin 1-4.				
INTERCEPTIONS: HOMESTEAD-Engel, Tom 2-42. ARROWHEAD-Poehls, Jake 1-5; Lochmann, Adam 1-4; Pendergast, Chris 1-0.				
FUMBLES: HOMESTEAD-None. ARROWHEAD-Crook, Brian 2-1.				
SACKS (UA-A): HOMESTEAD-None. ARROWHEAD-None.				
TACKLES (UA-A): HOMESTEAD-Speaker, Lucas 5-3; Feaster, Darius 7-0; Ollman, Bobby 6-1; Harris, Shelby 5-1; Roeper, Ben 5-1; Gardner, Ben 4-0; Engel, Tom 3-0; Boll, Andy 2-1; Pelisek, Brad 1-2; Willms, Jason 1-2; Barnes, Casey 2-0; Collins, Mike 1-0; Bangert, Alex 1-0; Brookman, Steven 1-0; Brown, Shawn 1-0; Kaufmann, Kurt 0-1. ARROWHEAD-Boerner, Matt 13-2; Poehls, Jake 6-0; Oleniczak, Jeremy 5-1; Balthazor, Joey 2-3; Seitz, Charlie 3-0; Landisch, Derek 3-0; May, Justin 2-1; Bernatz, Jim 2-0; Pendergast, Chris 2-0; Lochmann, Adam 2-0; Darrow, Russell 1-1; Volk, Jared 1-0.				
Kickoff time: 4:10 PM; End of Game: 6:21 PM; Total elapsed time: 2:11				
Officials: Referee: G. Van Galder; Umpire: L. Pitt; Linesman: T. Duffy; Line judge: T. Bier; Back judge: T. Wohlbehr				
Temperature: 25; Wind: 6mph W; Weather: Clear and Cold				


Division 2 Final					
KIMBERLY (14-0) 28, VERONA AREA (12-2) 14					
Score by Quarters	1	2	3	4	Score
VERONA AREA	0	7	0	7	14
KIMBERLY	0	21	7	0	28
Scoring Summary:					
2nd 11:10 KI - Wells, Jayme 5 yd run (Wendler, Derrick kick), 5-41 1:26, VE 0 - KI 7; 05:03 KI - Wells, Jayme 34 yd pass from Wolf, Tyler (Wendler, Derrick kick), 7-65 2:10, VE 0 - KI 14; 01:58 VE - Means, Adam 38 yd pass from Burmeister, Trevor (Means, Adam kick), 7-63 2:56, VE 7 - KI 14; 01:44 KI - Wells, Jayme 88 yd kickoff return (Wendler, Derrick kick), VE 7 - KI 21					
3rd 07:45 KI - DeBruin, Benny 1 yd run (Wendler, Derrick kick), 10-64 4:10, VE 7 - KI 28					

4th 07:06 VE - Burmeister, Trevor 2 yd run (Means, Adam kick), 3-3 1:22, VE 14 - KI 28					
	VE		KI		
FIRST DOWNS	15		17		
RUSHES-YARDS (NET)	40-129		47-316		
PASSING YDS (NET)	165		66		
Passes Att-Comp-Int	26-11-1		10-4-0		
TOTAL OFFENSE PLAYS-YARDS	66-294		57-382		
Fumble Returns-Yards	0-0		0-0		
Punt Returns-Yards	1-44		2-39		
Kickoff Returns-Yards	4-100		3-108		
Interception Returns-Yards	0-0		1-0		
Punts (Number-Avg)	3-35.0		2-16.0		
Fumbles-Lost	0-0		1-1		
Penalties-Yards	4-18		5-40		
Possession Time	24:51		23:09		
Third-Down Conversions	6 of 16		4 of 10		
Fourth-Down Conversions	3 of 6		2 of 3		
Red-Zone Scores-Chances	1-2		2-4		
Sacks By: Number-Yards	0-0		1-7		
RUSHING: VERONA AREA-Bathe, Cameron 12-54; McDonald, Ryan 9-41; Meyer, Mason 13-33; Kahl, Matt 1-2; Burmeister, Trevor 5-minus 1. KIMBERLY-DeBruin, Benny 23-164; Wells, Jayme 10-55; Wolf, Tyler 7-50; Van Asten, Ryan 2-26; Schumacher, Josh 4-23; TEAM 1-minus 2.					
PASSING: VERONA AREA-Burmeister, Trevor 11-26-1-165. KIMBERLY-Wolf, Tyler 4-10-0-66.					
RECEIVING: VERONA AREA-Meyer, Mason 4-80; Kessenich, Matt 2-23; Malafa, Ndiva 2-23; Means, Adam 1-38; Kahl, Matt 1-6; Bathe, Cameron 1-minus 5. KIMBERLY-Wells, Jayme 2-41; Appleton, Paul 1-16; Maigatter, Matt 1-9.					
INTERCEPTIONS: VERONA AREA-None. KIMBERLY-Wells, Jayme 1-0.					
FUMBLES: VERONA AREA-None. KIMBERLY-Wells, Jayme 1-1.					
SACKS (UA-A): VERONA AREA-None. KIMBERLY-Craggs, Matt 1-0.					
TACKLES (UA-A): VERONA AREA-McGowan, Sean 10-0; Chenoweth, Nick 8-0; Newton, Jesse 4-2; Riebau, Sam 4-2; Stangl, Jake 3-3; Bartkowiak,					



KIMBERLY – FOOTBALL CHAMPIONS (DIVISION 2) – 2008-2009

Team members: Derrick Wendler, Vinny Van Goethem, Matt Maigatter, Tyler Wolf, Mitchell Hintz, Josiah Julian, Austin Rogers, Logan Hietpas, Dany Lang, Benny DeBruin, Ryan Mendolla, Brady Kranzsch, Trevor Argall, Steven Jorgensen, Matt Craggs, Mitch Weber, Jayme Wells, Zack Thuecks, Colten Heagle, Jarrod Schuh, Eric Rundquist, Austin Arts, Connor Roberts, Zach Guckenberger, Jake Van Schyndel, Derek Weyenberg, Marc Busko, Zach Yindra, AJ Klein, Ryan Van Asten, Nick Harkness, Josh Schumacher, Ben Wassink, Ryan Kiel, Dan Lenzner, Ryan Meyerhofer, Adam Van Asten, Alex Stoeger, Ryan Kilsdonk, Jordan Tuyls, Dan Bevers, Zach Vanderloop, Matt Lenzner, Riley Ristau, Trevor Perronne, Ben Pluss, Kyle Steffl, Chad Vander Heiden, Tyler Szymanski, David Runnoe, Joh Pahl, Cory Fritz, Matt Rooyackers, Peter Van Asten, Spencer Swick, Michael Biese, Sam Wegner, John Christensen, Mitch Hoh, Kevan Van Asten, Justin Burton, Nick Hess, Scott Van Haaster, Saeed Baha, Clinton Heckner, Chris Dill, Nick J Fischer, Zak Albrecht, Paul Appleton, Sam Santukyl, Craig Koeniger, Connor Hietpas, Mike Hardy, Chris Zlevor.



WAUPACA – FOOTBALL CHAMPIONS (DIVISION 3) – 2008-2009

Team members: Adam Kaminske, Nate Nelson, Tyler Jensen, Dustin McDaniel, Brock Jensen, Ethan Dayton, Brad Navin, Brandon Palmer, Trevor Hinz, Harley Anderson, Andrew Yeska, James Minton, Juanito Vasquez, David Sell, John Fields, Matt Williams, Gary Rushing, Sheldon Goggins, Tyler Goggins, Zach Litchfield, Mike Solberg, Dianne Sanders, Eli Martens, Matt Joch, Casey Nicewander, Wes Helgeson, Adam Michalski, Adam Mollica, Zach Carlson, Sean Nelson, Caleb Bloom, Connor Hansen, Brad Lunde, James DeYoung, Trevor Williams, Mitchell Spoerl, Logan Elandt, Alex Hansen, Brandon Fay, Brad Abrahamson, Eric Barg, Kyle Wagner, Luke Spindt, Jordan Giefer, Shane Goggins, Aaron Temby, Michael Meverden, Matt Volkman, Cole Markowski, Derrick Minton, Marcus Engle, Jared Cain, Rory Chapman, Pat Piamann, Matt Schwalenberg, Brent Schwalenberg, Devon Feldt, Josh Meronek, John Lang, Scott Hagen, Alex Hanke, Connor Kiesow, Jake Wilson, Brandon Overman, Brad Peterson, Max Lane, Kyle Bakken, Marcus Johnson, Zach Nellis, Zach Weller, Adam McDaniel.

David 2-3; Gust, Matt 2-1; Schaaf, Travis 2-1; Urumoglu, Nick 0-3; DeHaven, Jake 2-0; Stampfl, Brian 1-1; Means, Adam 1-0; Zoladz, Robby 1-0; Beckerleg, Adam 1-0. **KIMBERLY**-Heagle, Colten 12-1; Harkness, Nick 7-0; Hietpas, Logan 7-0; Lenzner, Dan 4-3; Klein, AJ 4-2; Arts, Austin 3-0; Craggs, Matt 3-0; Thuecks, Zack 2-1; Weyenberg, Derek 2-0; Hintz, Mitchell 2-0; Mendolla, Ryan 1-0; Wells, Jayme 1-0; Hardy, Mike 0-1.
 Kickoff time: 1:05 PM; End of Game: 3:29 PM; Total elapsed time: 2:24
 Officials: Referee: M. Beck; Umpire: J. Hemauer; Linesman: To. Jahns; Line judge: T. Kennitz; Back judge: Tr. Jahns
 Temperature: 22; Wind: 9mph W; Weather: Clear and Cold

Division 3 Final
WAUPACA (14-0) 21, REEDSBURG AREA (10-4) 20

Score by Quarters	1	2	3	4	Score
WAUPACA	7	7	7	0	21
REEDSBURG AREA	7	0	0	13	20

Scoring Summary:
 1st 07:30 WP - Solberg, Mike 16 yd run (Litchfield, Zach kick), 9-75 4:30, WP 7-RE 0; 05:21 RE - Mazur, Tyler 1 yd run (Huinker, Justin kick), 6-80 2:09, WP 7-RE 7
 2nd 10:19 WP - Jensen, Brock 5 yd run (Litchfield, Zach kick), 8-40 3:40, WP 14-RE 7
 3rd 01:00 WP - Solberg, Mike 3 yd run (Litchfield, Zach kick), 3-26 0:25, WP 21-RE 7
 4th 11:55 RE - Mazur, Tyler 1 yd run (Huinker, Justin kick), 4-50 0:54, WP 21-RE 14; 02:59 RE - Mazur, Tyler 1 yd run (Lennon, Matt rush failed), 10-61 3:14, WP 21-RE 20

	WP	RE
FIRST DOWNS	16	7
RUSHES-YARDS (NET)	55-162	37-189
PASSING YDS (NET)	64	37
Passes Att-Comp-Int.	10-5-1	8-2-2
TOTAL OFFENSE PLAYS-YARDS	65-226	45-226
Fumble Returns-Yards	0-0	0-0
Punt Returns-Yards	2-8	2-4
Kickoff Returns-Yards	3-67	2-79
Interception Returns-Yards	2-7	1-0
Punts (Number-Avg)	5-27.8	4-36.8
Fumbles-Lost	3-1	1-1
Penalties-Yards	5-26	6-55
Possession Time	31:12	16:48
Third-Down Conversions	7 of 14	4 of 10
Fourth-Down Conversions	1 of 2	1 of 2
Red-Zone Scores-Chances	3-4	3-3
Sacks By: Number-Yards	0-0	2-22
RUSHING: WAUPACA-Solberg, Mike 20-103; Jensen, Brock 26-35; Goggins, Tyler 4-21; Williams, Matt 3-5; TEAM 2-minus 2. REEDSBURG AREA-Huinker, Justin 13-89; Mazur, Tyler 17-76; Lennon, Matt 7-24.		
PASSING: WAUPACA-Jensen, Brock 5-10-1-64. REEDSBURG AREA-Mazur, Tyler 2-8-2-37.		
RECEIVING: WAUPACA-Nelson, Nate 2-28; Jensen, Tyler 1-17; Goggins, Tyler 1-15; Solberg, Mike 1-4. REEDSBURG AREA-Lennon, Matt 2-37.		
INTERCEPTIONS: WAUPACA-Navin, Brad 1-7; Williams, Matt 1-0. REEDSBURG AREA-Landon, Brent 1-0.		
FUMBLES: WAUPACA-Jensen, Brock 2-1; Goggins, Tyler 1-0. REEDSBURG AREA-Mazur, Tyler 1-1.		
SACKS (UA-A): WAUPACA-None. REEDSBURG AREA-Pingel, Matt 2-0.		
TACKLES (UA-A): WAUPACA-DeYoung, James 9-4; Michalski, Adam 5-1; Navin, Brad 2-0; Minton, Nate 4-0; Kiesow, Connor 3-1; Volkman, Matt 2-1; Helgeson, Wes 2-0; Nelson, Derrick 1-1; Yeska, Andrew 1-0; Goggins, Tyler 1-0; Williams, Trevor 1-0. REEDSBURG AREA-Pingel, Matt 8-5; Brandt, Seth 5-3; Polacek, Cody 5-2; Rockweiler, Shane 4-3; Kneeland, Matt 5-1; Walter, Adam 2-2; Gudenschwager, Lucas 4-0; Schmitt, Alex 3-1; Landon, Brent 3-1; Weiss, Jerry 1-3; Brey, Nate 2-1; Jasper, Cody 0-2; Lennon, Matt		

1-0; Hartje, Matt 1-0; Kokenzie, Nick 0-1; Hayes, Michael 0-1; Park, Jared 0-1; Keele, Tyler 0-1.
 Kickoff time: 10:05 AM; End of Game: 12:26 PM; Total elapsed time: 2:21
 Officials: Referee: B. Leonard; Umpire: M. Dahl; Linesman: J. Dolesy; Line judge: D. Braund; Back judge: J. Gruden
 Temperature: 17; Wind: 8mph NW; Weather: Clear and Cold

Division 4 Final
WAUTOMA/FAITH CHRISTIAN (13-1) 20, BIG FOOT (13-1) 0

Score by Quarters	1	2	3	4	Score
WAUTOMA/FAITH CHRISTIAN	0	7	0	13	20
BIG FOOT	0	0	0	0	0

Scoring Summary:
 2nd 01:55 WA - Abbrederis, Jared 9 yd run (Rosin, Lucas kick), 6-21 2:51, WA 7-BF 0
 4th 08:22 WA - Brown, Brett 5 yd pass from Abbrederis, Jared (Rosin, Lucas kick blocked), 8-43 4:00, WA 13-BF 0; 03:05 WA - Stepniewski, Matt 1 yd run (Rosin, Lucas kick), 7-34 3:33, WA 20-BF 0

	WA	BF
FIRST DOWNS	7	11
RUSHES-YARDS (NET)	39-86	38-18
PASSING YDS (NET)	73	99
Passes Att-Comp-Int.	11-6-1	25-7-3
TOTAL OFFENSE PLAYS-YARDS	50-159	63-117
Fumble Returns-Yards	0-0	0-0
Punt Returns-Yards	3-23	1-2
Kickoff Returns-Yards	1-13	4-46
Interception Returns-Yards	3-49	1-8
Punts (Number-Avg)	4-22.2	4-32.2
Fumbles-Lost	4-2	0-0
Penalties-Yards	2-10	4-18
Possession Time	23:30	24:22
Third-Down Conversions	4 of 13	2 of 14
Fourth-Down Conversions	2 of 3	2 of 7
Red-Zone Scores-Chances	3-3	0-2
Sacks By: Number-Yards	5-52	0-0
RUSHING: WAUTOMA/FAITH CHRISTIAN-Bartz, Chris 13-50; Abbrederis, Jared 15-36; Stepniewski, Matt 4-8; TEAM 2-minus 4; Brown, Brett 5-minus 4. BIG FOOT-Schaid, T.J. 7-40; Walker, Michael 16-28; Petkoff, Jon 1-3; Fogerty, Matt 1-2; Crusan, Mike 7-0; Dowden, Steve 6-minus 55.		
PASSING: WAUTOMA/FAITH CHRISTIAN-Abbrederis, Jared 6-11-1-73. BIG FOOT-Dowden, Steve 6-24-3-91; Walker, Michael 1-1-0-8.		
RECEIVING: WAUTOMA/FAITH CHRISTIAN-Meckelberg, Brandon 2-42; Maglio, Theo 2-27; Brown, Brett 1-5; Renner, Ryan 1-minus 1. BIG FOOT-McGreavy, Alec 4-44; Nagel, Nathan 3-55.		
INTERCEPTIONS: WAUTOMA/FAITH CHRISTIAN-Abbrederis, Jared 2-49; Maglio, Theo 1-0. BIG FOOT-Schaid, T.J. 1-8.		
FUMBLES: WAUTOMA/FAITH CHRISTIAN-Abbrederis, Jared 3-1; Inosencio, AJ 1-1. BIG FOOT-None.		
SACKS (UA-A): WAUTOMA/FAITH CHRISTIAN-Stepniewski, Matt 1-0; Roeske, Luke 1-0; Peterson, Corey 1-0; Bickford, Garrett 1-0; Detjens, Parker 1-0. BIG FOOT-None.		
TACKLES (UA-A): WAUTOMA/FAITH CHRISTIAN-Roeske, Luke 5-4; Bickford, Garrett 6-1; Stepniewski, Matt 5-0; Detjens, Parker 4-1; Renner, Ryan 3-2; Blader, Steven 3-2; Roland, Grant 3-0; Thom, Kyle 3-0; Peterson, Corey 2-1; Abbrederis, Jared 2-1; Brown, Brett 2-0; Meckelberg, Brandon 1-0; Schulz, Jordan 1-0; Barnard, Nathan 1-0; Bartz, Chris 1-0; Maglio, Theo 1-0. BIG FOOT-Haebferlin, Ben 7-1; Sorrentino, Dustin 5-2; Nagel, Nathan 5-1; Fogerty, Matt 4-2; Walker, Michael 2-2; Crusan, Mike 2-2; Petkoff, Jon 3-0; Schaid, T.J. 2-1; Sovsky, Brandon 2-1; George, Jase 1-0; Brown, Travis 1-0; McConnell, Brad 1-0; Frederick, Travis 1-0; Martin, Caleb 1-0; Dowden, Steve 1-0; Voss, Nick 0-1; Smith, Dean 0-1.		
Kickoff time: 7:05 PM; End of Game: 9:21 PM; Total elapsed time: 2:16 Officials: Referee: K. Holmquist; Umpire: B. Fouls; Linesman: T. Wittlinger;		

Line judge: G. Harris; Back judge: B. Nolden
 Temperature: 22; Wind: 14mph N; Weather: Mostly Cloudy

Division 5 Final
COLBY (14-0) 42, CEDAR GROVE-BELGIUM (13-1) 13

Score by Quarters	1	2	3	4	Score
COLBY	7	14	14	7	42
CEDAR GROVE-BELGIUM	0	0	0	13	13

Scoring Summary:
 1st 10:37 CO - Rahm, Jordan 1 yd run (Rahm, Jordan kick), 4-59 1:23, CO 7-CG 0
 2nd 10:41 CO - Esselman, Adam 3 yd run (Rahm, Jordan kick), 6-21 2:15, CO 14-CG 0; 00:23 CO - Esselman, Adam 2 yd run (Rahm, Jordan kick), 10-66 1:44, CO 21-CG 0
 3rd 08:02 CO - Esselman, Adam 11 yd run (Rahm, Jordan kick), 5-47 2:02, CO 28-CG 0; 04:31 CO - Hodd, Josh 1 yd run (Rahm, Jordan kick), 4-11 1:32, CO 35-CG 0
 4th 11:57 CG - Garcia, Brandon 1 yd run (Zuelsdorf, Randy kick failed), 6-36 4:16, CO 35-CG 6; 04:56 CO - Lynn, Tyler 2 yd run (Rahm, Jordan kick), 6-73 2:28, CO 42-CG 6; 00:17 CG - Peterson, Chris 17 yd pass from Bruggink, Kyle (Zuelsdorf, Randy kick), 7-77 4:28, CO 42-CG 13

	CO	CG
FIRST DOWNS	15	11
RUSHES-YARDS (NET)	43-262	37-84
PASSING YDS (NET)	68	139
Passes Att-Comp-Int.	9-4-2	19-8-1
TOTAL OFFENSE PLAYS-YARDS	52-330	56-223
Fumble Returns-Yards	0-0	0-0
Punt Returns-Yards	0-0	1-9
Kickoff Returns-Yards	3-52	7-120
Interception Returns-Yards	1-29	2-30
Punts (Number-Avg)	3-27.7	2-42.0
Fumbles-Lost	1-0	1-1
Penalties-Yards	5-39	3-28
Possession Time	19:15	28:28
Third-Down Conversions	4 of 8	5 of 13
Fourth-Down Conversions	1 of 1	1 of 5
Red-Zone Scores-Chances	6-6	2-3
Sacks By: Number-Yards	1-11	0-0
RUSHING: COLBY-Esselman, Adam 19-157; Hodd, Josh 13-44; Rahm, Jordan 7-39; Lynn, Tyler 3-23; TEAM 1-minus 1. CEDAR GROVE-BELGIUM-Garcia, Brandon 22-52; Ebbers, Skyler 9-20; Peterson, Josh 1-11; Vrubley, Nic 1-1; Bruggink, Kyle 4-0.		
PASSING: COLBY-Rahm, Jordan 4-9-2-68. CEDAR GROVE-BELGIUM-Bruggink, Kyle 8-19-1-139.		
RECEIVING: COLBY-Sebold, Wade 2-14; Lynn, Tyler 1-48; Reischel, Michael 1-6. CEDAR GROVE-BELGIUM-Peterson, Josh 4-58; Peterson, Chris 3-61; Garcia, Brandon 1-20.		
INTERCEPTIONS: COLBY-Esselman, Adam 1-29. CEDAR GROVE-BELGIUM-Peterson, Josh 1-21; Wilcox, Anthony 1-9.		
FUMBLES: COLBY-Rahm, Jordan 1-0. CEDAR GROVE-BELGIUM-Wilcox, Anthony 1-1.		
SACKS (UA-A): COLBY-Nosbisch, Mitch 1-0. CEDAR GROVE-BELGIUM-None.		
TACKLES (UA-A): COLBY-Stuttgart, Patrick 6-2; Hodd, Josh 3-4; Nosbisch, Mitch 6-0; Guy, Brandon 5-1; Buchholz, Travis 4-2; Krebsbach, Joe 4-2; Rahm, Jordan 3-0; Sebold, Wade 2-1; Lynn, Tyler 2-1; Reischel, Michael 2-1; Meyer, Jake 1-1; Empey, Tyler 0-2; Schnabel, Mitch 1-0; Esselman, Adam 1-0; Hoernke, Tyler 1-0;		
Wussow, Derek 0-1. CEDAR GROVE-BELGIUM-Jacque, Spencer 11-0; Evans, Ian 8-0; Vrubley, Nic 5-2; Garcia, Brandon 4-1; Wilcox, Anthony 3-0; Ebbers, Skyler 3-0; Paulus, Wayne 2-1; Peterson, Josh 2-0; Shapaker, Tom 1-0; Bley, Aaron 1-0.		
Kickoff time: 4:10 PM; End of Game: 6:20 PM; Total elapsed time: 2:10		

Officials: Referee: S. Sanders; Umpire: R. Schwarz; Linesman: B. Hablewitz; Line judge: B. Prickett; Back judge: R. Roedell
Temperature: 27; Wind: 20mph N; Weather: Partly Cloudy

**Division 6 Final
STRATFORD (13-1) 7, EDGAR (13-1) 3**

Score by Quarters	1	2	3	4	Score
STRATFORD	0	7	0	0	7
EDGAR	3	0	0	0	3

Scoring Summary:

1st 09:33 ED - Sinz, Justin 26 yd field goal, 4-2 2:02, ST 0 - ED 3
2nd 11:11 ST - Schalow, Ryan 15 yd pass from Nesbitt, Mason (Franklin, Josh kick), 7-72 3:01, ST 7 - ED 3

	ST	ED
FIRST DOWNS	14	8
RUSHES-YARDS (NET)	44-134	34-69
PASSING YDS (NET)	68	73
Passes Att-Comp-Int.	10-5-0	16-8-2
TOTAL OFFENSE PLAYS-YARDS	54-202	50-142
Fumble Returns-Yards	0-0	1-10
Punt Returns-Yards	0-0	0-0
Kickoff Returns-Yards	1-33	1-9
Interception Returns-Yards	2-5	0-0
Punts (Number-Avg)	4-21.8	6-31.3
Fumbles-Lost	4-1	1-0
Penalties-Yards	2-20	3-35
Possession Time	24:45	23:15
Third-Down Conversions	1 of 10	4 of 14
Fourth-Down Conversions	1 of 5	0 of 1
Red-Zone Scores-Chances	1-2	1-2
Sacks By: Number-Yards	2-12	0-0
RUSHING: STRATFORD-Schalow, Ryan 21-83; Wussow, Jay 6-42; Ehrke, Micah 2-11; Bergs, Nick 7-7; TEAM 2-minus 3; Nesbitt, Mason 6-minus 6. EDGAR-Sinz, Justin 15-41; Pospysalla, Gabe 13-33; Steinke, Nick 2-2; Lemmer, Pat 1-1; Lemmer, Sam 2-0; Heidmann, Dakota 1-minus 8.		
PASSING: STRATFORD-Nesbitt, Mason 5-10-0-68. EDGAR-Sinz, Justin 8-16-2-73.		
RECEIVING: STRATFORD-Frodl, Ben 4-53; Schalow, Ryan 1-15. EDGAR-Pospysalla, Gabe 4-25; Steinke, Nick 2-minus 3; Lemmer, Pat 1-46; Werner, Noah 1-5.		

INTERCEPTIONS: STRATFORD-Bauman, Jordan 1-5; Schalow, Ryan 1-0. EDGAR-None.
FUMBLES: STRATFORD-Nesbitt, Mason 2-1; Schalow, Ryan 1-0; Bergs, Nick 1-0. EDGAR-Werner, Noah 1-0.
SACKS (UA-A): STRATFORD-Newbury, Chris 1-0; Frodl, Ben 1-0. EDGAR-None.
TACKLES (UA-A): STRATFORD-Franklin, Josh 7-3; Drews, Rick 5-4; Spindler, Indy 2-4; Wussow, Jay 5-0; Frodl, Ben 4-1; Arnes, Daniel 2-3; Griffith, Matt 2-1; Newbury, Chris 1-2; Bauman, Jordan 2-0; Kitchner, Alex 1-0; Schalow, Ryan 1-0; Nesbitt, Mason 1-0. EDGAR-Sinz, Justin 9-3; Borchardt, Andy 7-3; Lemmer, Pat 4-2; Lemmer, Sam 4-0; Steinke, Nick 2-2; Butt, Jody 1-2; Nichols, Tom 2-0; Nowak, Adam 1-1; Lepak, Dylan 1-1; Pospysalla, Gabe 1-1; Heidmann, Dakota 1-0; TEAM 1-0; Werner, Noah 1-0; Wagner, Doug 0-1.
Kickoff time: 1:00 PM; End of Game: 3:15 PM; Total elapsed time: 2:15
Officials: Referee: D. Laurent; Umpire: V. Diplaris; Linesman: B. Popp; Line judge: K. Gardner; Back judge: G. Neibauer
Temperature: 29; Wind: 17mph N; Weather: Partly Cloudy


**Division 7 Final
CATHOLIC CENTRAL (14-0) 37, HILBERT (13-1) 14**

Score by Quarters	1	2	3	4	Score
HILBERT	0	7	7	0	14
CATHOLIC CENTRAL	0	14	10	13	37

Scoring Summary:
2nd 11:49 CC - Ritzman, B.J. 63 yd pass from Hartlage, Reese (Walkington, T.J. kick), 6-93 2:52, HI 0 - CC 7; 08:19 CC - Vos, Max 1 yd run (Walkington, T.J. kick), 5-29 1:18, HI 0 - CC 14; 00:56 HI - Pattermann, Luke 1 yd run (Thiel, Hayden kick), 8-51 2:44, HI 7 - CC 14
3rd 08:44 CC - Vos, Max 3 yd run (Walkington, T.J. kick), 8-59 3:11, HI 7 - CC 21; 05:32 CC - Walkington, T.J. 30 yd field goal, 7-23 2:28, HI 7 - CC 24; 05:19 HI - Pattermann, Luke 80 yd run (Thiel, Hayden kick), 1-80 0:13, HI 14 - CC 24
4th 11:58 CC - Ritzman, B.J. 11 yd pass from Hartlage, Reese (Walkington, T.J. kick failed), 11-76 5:26, HI 14 - CC 30; 09:16 CC - Ritzman, B.J. 11 yd pass from Hartlage, Reese (Walkington, T.J. kick), 5-28 2:31, HI 14 - CC 37


	HI	CC
FIRST DOWNS	9	21
RUSHES-YARDS (NET)	35-225	48-169
PASSING YDS (NET)	53	219
Passes Att-Comp-Int.	3-2-0	20-11-1

TOTAL OFFENSE PLAYS-YARDS 38-278 68-388
Fumble Returns-Yards 0-0 0-0
Punt Returns-Yards 1-22 2-20
Kickoff Returns-Yards 5-76 3-49
Interception Returns-Yards 1-0 0-0
Punts (Number-Avg) 3-23.7 2-42.0
Fumbles-Lost 4-4 2-0
Penalties-Yards 5-32 4-20
Possession Time 16:12 31:48
Third-Down Conversions 1 of 6 3 of 11
Fourth-Down Conversions 1 of 1 3 of 5
Red-Zone Scores-Chances 1-2 5-6
Sacks By: Number-Yards 1-3 1-10
RUSHING: HILBERT-Pattermann, Luke 14-112; Sweere, Nick 13-72; Gruett, Ben 8-41. CATHOLIC CENTRAL-Vos, Max 34-155; Hartlage, Reese 12-11; Wagner, Sam 2-3.
PASSING: HILBERT-Pattermann, Luke 2-3-0-53. CATHOLIC CENTRAL-Hartlage, Reese 11-20-1-219.
RECEIVING: HILBERT-Stecker, Skylar 2-53. CATHOLIC CENTRAL-Ritzman, B.J. 6-136; Spiegelhoff, Joe 2-35; Fliess, Brian 1-23; Wilde, Ben 1-16; Wagner, Sam 1-9.
INTERCEPTIONS: HILBERT-Sweere, Nick 1-0. CATHOLIC CENTRAL-None.
FUMBLES: HILBERT-Sweere, Nick 2-2; Pattermann, Luke 2-2. CATHOLIC CENTRAL-Hartlage, Reese 2-0.
SACKS (UA-A): HILBERT-Boesch, Chad 1-0. CATHOLIC CENTRAL-Stang, Don 1-0.
TACKLES (UA-A): HILBERT-Kees, Kyle 8-5; Boesch, Chad 6-4; Stecker, Skylar 4-5; Nett, Connor 5-0; Pattermann, Luke 4-1; Sweere, Nick 4-1; Keuer, Marcus 2-3; Klotz, Maverick 1-4; Liehzeit, Ridge 2-2; Johnson, Will 2-1; Krueger, Ben 2-0; Miller, Alex 1-1; Eighmy, Zach 1-0; Gruett, Ben 0-1. CATHOLIC CENTRAL-Jacobsen, Andre 5-1; Henrichs, Forrest 4-1; Wilde, Ben 3-1; Meiszberg, Andy 3-1; Ritzman, B.J. 3-1; Fliess, Brian 2-2; Vos, Max 2-1; Stang, Don 1-2; Williamson, Spencer 0-3; Wagner, Sam 2-0; Spiegelhoff, Joe 2-0; Zarek, Billy 1-1; Kelly, Pat 1-0; Paulus, Will 1-0; Morrow, Rex 0-1; Dillon, Ryan 0-1; Wiemer, Nick 0-1; Wagner, Luke 0-1.
Kickoff time: 10:00 AM; End of Game: 12:23 PM; Total elapsed time: 2:23
Officials: Referee: T. Moon; Umpire: M. Breed; Linesman: C. Conrad; Line judge: W. Czysow; Back judge: S. Tahminen
Temperature: 28; Wind: 10mph NW; Weather: Cloudy w/flurries




WAUTOMA/FAITH CHRISTIAN - FOOTBALL CHAMPIONS (DIVISION 4) - 2008-2009

Team members: Chris Appleby, Jared Abbrederis, Nathan Barnard, Brett Brown, Brandon Meckelberg, Collin Thom, Lucas Rosin, Johnny Eagan, Theo Maglio, Zach Kasubaski, Austin Norlin, Thomas Eisch, AJ Inosencio, Grant Roland, Aric Kerschner, CJ Lipke, Matt Stepienewski, Ryan Renner, Kyle Putskey, Chris Bartz, Steven Blader, Justin Miller, Derek Szczewysk, Steven Johannes, Garrett Bickford, Patrick Gilbert, Matt Reepsdorf, Robert Withall, Kyle Thom, Ed Kaye, Korey Peterson, James Smith, Dustin Frederick, JJ Rosin, Steven Kasubaski, Jordan Schulz, Tyler Anklam, Luke Roeske, Luke Moldenhauer, Saige Anderson, Parker Carey, Josh Younger, Peter Jarvis, Brad Schubert, Justin Bryd, Nick Putskey.




COLBY - FOOTBALL CHAMPIONS (DIVISION 5) - 2008-2009

Team members: Josh Altgott, Michael Reischel, Jordan Rahm, Brandon Guy, Kyle Viergutz, Tyler Hoernke, Aaron Koerner, Joe Krebsbach, Mitch Schnabel, Adam Esselman, Tyler Lynn, Dylan Loertscher, Josh Hodd, Brentin Bender, Lucas Hespard, Alec Chojnacki, Derek Wussow, Aaron Galindo, Jedd Peissig, Tyler Meyer, Evan Ensign, George Bloome, Ezra Cook, Nick Krebsbach, Scott Roth, Damon Severson, Justin Schaefer, Brandon Raasch, James Beyer, Tyler Empey, Patrick Stutgen, Derek Lindberg, Jared Baker, Brain Bauer, Mitch Nosbisch, Travis Buchholz, Darin Holtzheimer, Eihan Ensign, Derek Johnson, Alex Jorgenson, Taylor Kalepp, Melvin Duomes, Jake Meyer, Wade Sebold, Jeremy Rahm.



STRATFORD - FOOTBALL CHAMPIONS (DIVISION 6) - 2008-2009

Team members: Terry Tackes, Jay Wussow, Jake Deiler, Nick Viegut, Micah Ehrke, Nick Bergs, Ben Frodl, Mason Nesbitt, Chris Newbury, Alex Kitchner, Jordan Bauman, Jake Kauth, Tyler Adams, Matt Griffith, Austin Shelley, Lance Carlson, Dylan Zimmerman, Dylan Boisen, Josh Franklin, Ryan Schalow, Connor Brock, Andre Tackes, Mark Marquardt, Jesse Adams, Jamie Aschebrock, Matt Zuelke, Josh Reif, Eduardo Ochoa, Danny McHugh, Dakota Jelinski, Austin Cole, Mitch Miller, Kyle Nowak, Daniel Arnes, Reid Gust, Chad Rotar, Luke Radke, Davis Reuter, Tanner Balz, Robert Kulp, Chris Murdaugh, Indy Spindler, Eric Seelow, David Carey, Rick Drews, Tim Kann, Cole Kaiser, Josh Kolbeck, Tom Laessig, Ben Sternitzky, Steve Carey, John Jeske, Dustin Doll, Brandon Steiner, Robert Belter, David Bender.



CATHOLIC CENTRAL - FOOTBALL CHAMPIONS (DIVISION 7) - 2008-2009

Team members: Rex Morrow, Max Vos, Will Paulus, B.J. Ritzman, T.J. Walkington, Jeremy Williamson, Andre Jacobsen, Reese Hartlage, Joe Spiegelhoff, Ben Robers, Brian Fliess, Sam Wagner, Ben Wilde, T.J. Floyd, Jon Starkey, Scott Hefi, Andy Meiszberg, Luke Wagner, Nick Spiegelhoff, David Hughes, Andrew Czarny, Billy Zarek, Spencer Williamson, Forrest Henrichs, Paul Kramer, Braden Hocking, Zach Oldenburg, Ryan Dillon, Eric Weiler, Brett Morris, Matt Reidenbach, Travis Gutche, Pat Kelly, Dustin Sjog, John Krause, Don Stang, Harman Singh, Nick Wiemer, Nick Uhen, Nick Junk, Lee Aldrich.

2008 FOOTBALL PLAYOFFS

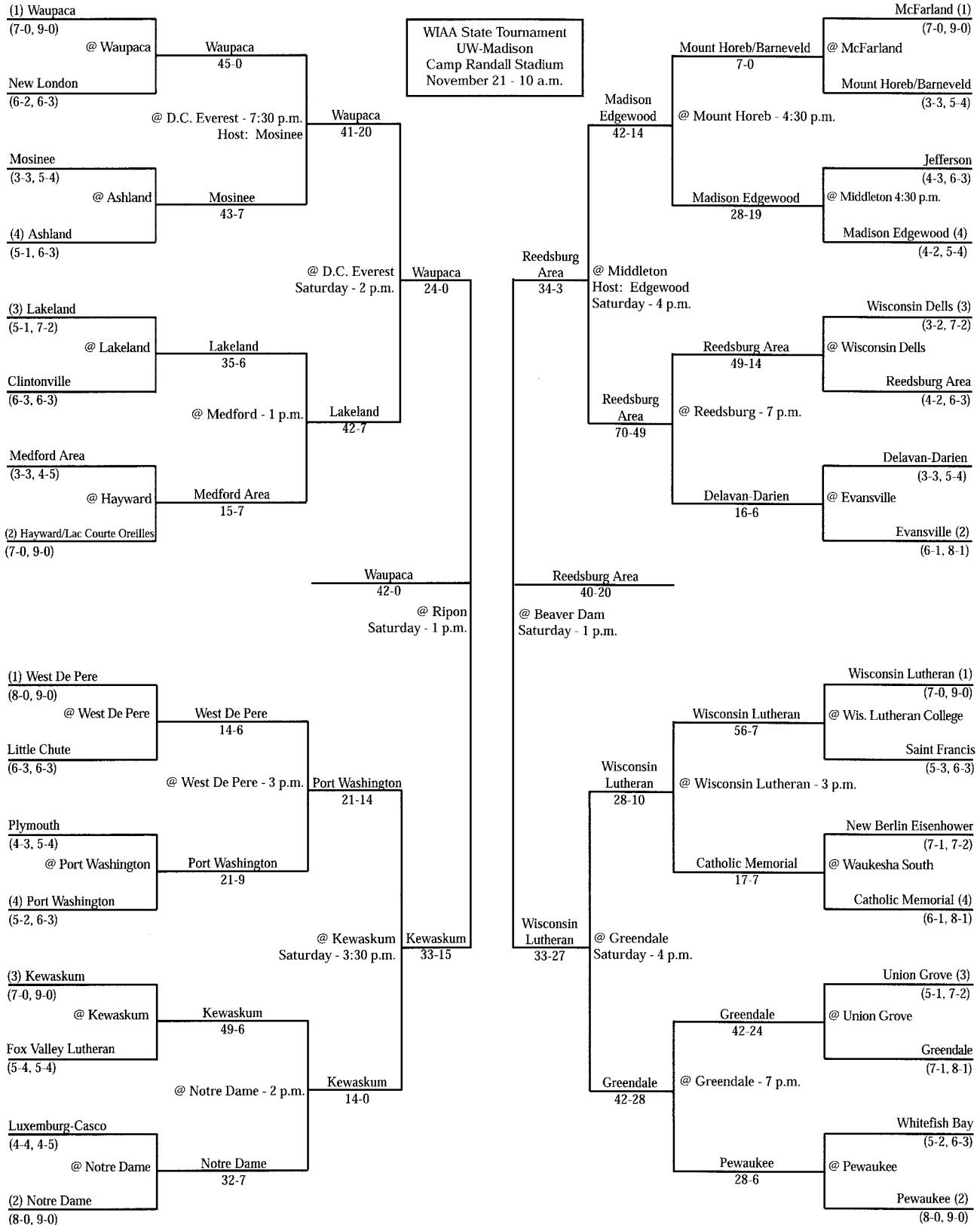
Division 3

All First Round Games Tuesday, Oct. 28 - 7 p.m.

All Second Round Games Saturday, Nov. 1

Level 3 Games - Friday, November 7 or Saturday, November 8

Level 4 Games - Friday, November 14 or Saturday, November 15



2008 FOOTBALL PLAYOFFS

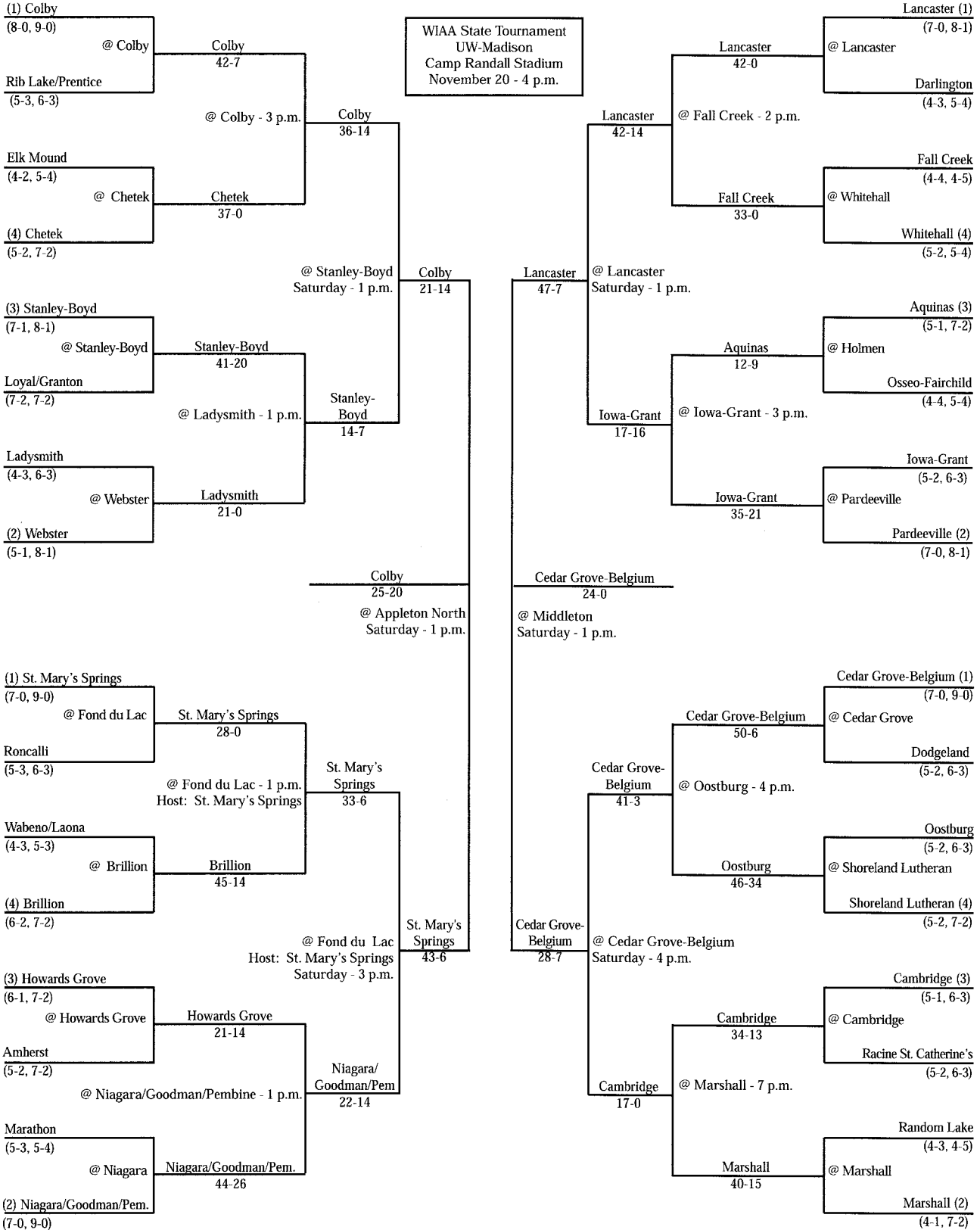
Division 5

All First Round Games Tuesday, Oct. 28 - 7 p.m.

All Second Round Games Saturday, Nov. 1

Level 3 Games - Friday, November 7 or Saturday, November 8

Level 4 Games - Friday, November 14 or Saturday, November 15



2008 FOOTBALL PLAYOFFS

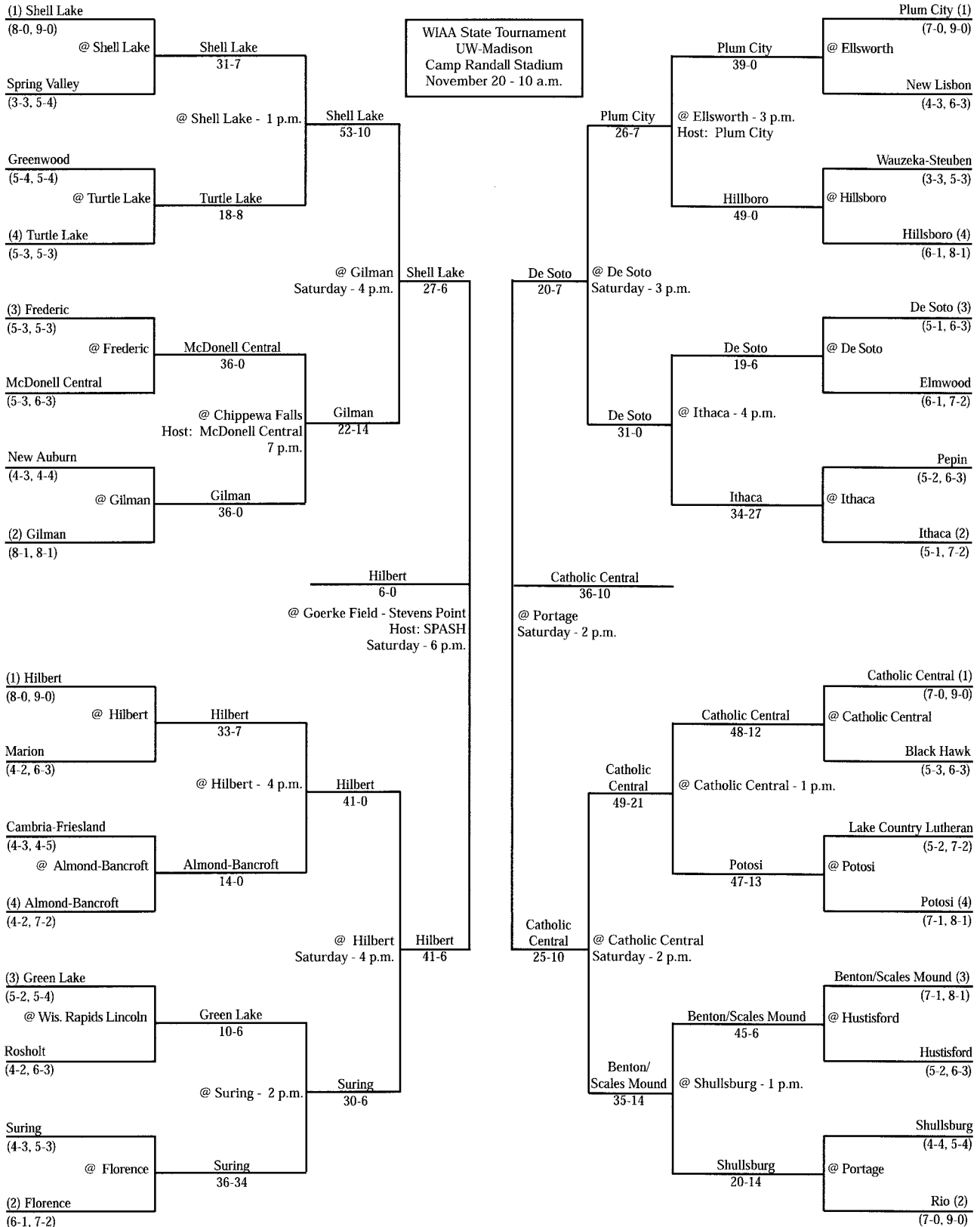
Division 7

All First Round Games Tuesday, Oct. 28 - 7 p.m.

All Second Round Games Saturday, Nov. 1

Level 3 Games - Friday, November 7 or Saturday, November 8

Level 4 Games - Friday, November 14 or Saturday, November 15



Playoff Scores – 1976-2008

1976

CLASS AA

Championship: Antigo 6, Racine Wm. Horlick 0

Semifinals: Antigo 36, Milwaukee Madison 16

Racine Wm. Horlick 23, South Milwaukee 14

CLASS A

Championship: Meno. Falls East 12, Clintonville 7

Semifinals: Clintonville 19, Wisconsin Dells 0

Menomonee Falls East 14, Arrowhead 7

CLASS B

Championship: Plymouth 42, Iowa-Grant 12

Semifinals: Plymouth 26, Mondovi 12

Iowa-Grant 21, Prairie du Chien 7

CLASS C

Championship: De Soto 32, Wild Rose 14

Semifinals: De Soto 36, Spring Valley 12

Wild Rose 34, Westfield 30

1977

CLASS AA

Championship: Madison West 19, Stevens Pt. 14

Semifinals: Madison West 22, Madison East 6

Stevens Point 10, Neenah 6

CLASS A

Championship: Monona Grove 21, Grafton 14

Semifinals: Grafton 34, Hartford 14

Monona Grove 42, Tomah 0

CLASS B

Championship: Iowa-Grant 30, Denmark 8

Semifinals: Denmark 14, Little Chute 12

Iowa-Grant 31, Plymouth 8

CLASS C

Championship: Osseo-Fair. 14, Stanley-Boyd 0

Semifinals: Osseo-Fairchild 21, Grantsburg 14

Stanley-Boyd 24, Coleman 13

1978

DIVISION 1

Championship: Antigo 21, Mad. Mem. 14 (OT)

Semifinals: Antigo 42, Green Bay East 15

Madison Memorial 21, Waukesha North 12

DIVISION 2

Championship: Clintonville 21, Oregon 6

Semifinals: Clintonville 29, Port Washington 7

Oregon 37, East Troy 8

DIVISION 3

Championship: Plymouth 34, Prairie du Chien 14

Semifinals: Plymouth 32, Ashland 24

Prairie du Chien 24, Evansville 7

DIVISION 4

Championship: Westby 41, Denmark 19

Semifinals: Denmark 28, Kohler 26 (3 OT)

Westby 8, Grantsburg 7

DIVISION 5

Championship: Spring Valley 15, Randolph 3

Semifinals: Randolph 19, Johnson Creek 0

Spring Valley 26, Cashton 6

1979

DIVISION 1

Championship: Kenosha Trem. 33, Port Wash. 14

Semifinals: Kenosha Tremper 12, Cudahy 6

Port Washington 7, Merrill 3

DIVISION 2

Championship: Beaver Dam 6, Germantown 0

Semifinals: Beaver Dam 10, La Crosse Central 7

Germantown 28, Burlington 14

DIVISION 3

Championship: Rice Lake 15, Edgerton 7

Semifinals: Edgerton 14, Two Rivers 0

Rice Lake 21, Mosinee 0

DIVISION 4

Championship: Edgar 11, Iowa-Grant 6

Semifinals: Edgar 16, Oconto Falls 8

Iowa-Grant 41, Howards Grove 14

DIVISION 5

Championship: Cambridge 10, Cashton 7

Semifinals: Cambridge 14, Pecatonica 6

Cashton 40, Clear Lake 7

1980

DIVISION 1

Championship: Kenosha Trem. 19, Wis. Rapids 6

Semifinals: Wisconsin Rapids 32, Superior 13

Kenosha Tremper 35, Racine Case 8

DIVISION 2

Championship: Whitewater 10, Pulaski 6

Semifinals: Pulaski 14, Grafton 7

Whitewater 21, Oregon 0

DIVISION 3

Championship: Two Rivers 17, Rice Lake 15

Semifinals: Two Rivers 20, Little Chute 17

Rice Lake 13, Edgerton 7 (OT)

DIVISION 4

Championship: Mosinee 19, DeForest 17

Semifinals: Mosinee 14, Coleman 0

DeForest 35, Mayville 14

DIVISION 5

Championship: Shell Lake 13, Cassville 7

Semifinals: Shell Lake 35, Augusta 8

Cassville 6, Poynette 3

Quarterfinals: Augusta 28, Cornell 6

Cassville 21, Cambridge 0

Shell Lake 7, Prescott 5

Poynette 13, Shiocton 7 (OT)

1981

DIVISION 1

Championship: D.C. Everest 38, Madison West 6

Semifinals: D.C. Everest 24, Appleton West 14

Madison West 28, Greendale 7

Quarterfinals: Appleton W. 29, Green Bay W. 14

D.C. Everest 6, La Crosse Central 3

Greendale 17, Milwaukee Technical 14

Madison West 19, Cudahy 17

DIVISION 2

Championship: Grafton 29, Whitewater 3

Semifinals: Grafton 17, West DePere 6

Whitewater 14, New Berlin Eisenhower 13

Quarterfinals: Grafton 16, Meno. Falls North 14

West DePere 28, Oconomowoc 14

New Berlin Eisenhower 27, Shorewood 0

Whitewater 42, Sauk Prairie 26

DIVISION 3

Championship: Two Rivers 23, Baldwin-Wood. 14

Semifinals: Baldwin-Wood. 17, Northland Pines 6

Two Rivers 38, Reedsburg 14

Quarterfinals: Baldwin-Woodville 35, Rice Lake 6

Northland Pines 25, Little Chute 7

Reedsburg 34, Milton 21

Two Rivers 7, Mishicot 0

DIVISION 4

Championship: Mosinee 26, DeForest 20

Semifinals: DeForest 27, River Valley 6

Mosinee 48, Oconto Falls 7

Quarterfinals: Mosinee 26, Gale-Etrick Tr. 13

Oconto Falls 20, Wrightstown 12

DeForest 24, Lomira 0

River Valley 16, Cuba City 14

DIVISION 5

Championship: Osseo-Fairchild 33, Kohler 10

Semifinals: Kohler 21, Coleman 14

Osseo-Fairchild 28, Osceola 21

Quarterfinals: Osceola 50, Spr. Valley 42 (2 OT)

Osseo-Fairchild 28, Thorp 7

Coleman 22, Marathon 14

Kohler 14, Dodgeville 13

DIVISION 6

Championship: Cashton 32, Poynette 0

Semifinals: Cashton 36, Black Hawk 0

Poynette 17, Florence 6

Quarterfinals: Florence 22, Shell Lake 15

Poynette 36, Shiocton 14

Black Hawk 20, Southwestern 14

Cashton 21, De Soto 0

1982

DIVISION 1

Championship: Antigo 22, Cudahy 7

Semifinals: Antigo 14, Appleton East 10

Cudahy 35, Racine Washington Park 22

Quarterfinals: Antigo 19, Eau Claire Memorial 16

Appleton East 14, Green Bay West 0

Cudahy 14, Madison Memorial 12

Racine Washington Park 26, Oak Creek 6

DIVISION 2

Championship: Grafton 13, Wauwatosa West 7

Semifinals: Grafton 20, Beaver Dam 6

Wauwatosa West 10, Monona Grove 7

Quarterfinals: Beaver Dam 14, New London 0

Grafton 34, Menomonee Falls North 28

Wauwatosa West 20, Franklin 18

Monona Grove 21, Burlington 0

DIVISION 3

Championship: Two Rivers 38, Rice Lake 21

Semifinals: Rice Lake 15, Ashland 8

Two Rivers 14, Edgerton 8

Quarterfinals: Rice Lake 23, Durand 22

Ashland 29, Wautoma 22

Two Rivers 35, Algoma 13

Edgerton 34, Nekoosa 30

DIVISION 4

Championship: DeForest 52, Oconto Falls 24

Semifinals: DeForest 54, Platteville 14

Oconto Falls 26, Colby 0

Quarterfinals: Colby 21, Gale-Etrick-Tremp. 19

Oconto Falls 10, Brillion 3

Platteville 31, Fennimore 14

DeForest 41, Mayville 6

DIVISION 5

Championship: Osseo-Fairchild 22, Spencer 19

Semifinals: Osseo-Fairchild 33, Elmwood 0

Spencer 7, Howards Grove 0

Quarterfinals: Elmwood 14, Osceola 13

Osseo-Fairchild 32, Fall Creek 6

Spencer 20, Coleman 12

Howards Grove 20, Cambridge 13

DIVISION 6

Championship: Cassville 19, Three Lakes 8

Semifinals: Cassville 20, Poynette 7

Three Lakes 35, Clear Lake 0

Quarterfinals: Three Lakes 9, Port Edwards 0

Clear Lake 48, Lake Holcombe 6

Cassville 12, De Soto 7

Poynette 21, Belleville 7

1983

DIVISION 1

Championship: D.C. Everest 28, Waukesha No. 14

Semifinals: D.C. Everest 28, Superior 25

Waukesha North 20, Green Bay West 7

Quarterfinals: Superior 27, La Crosse Central 7

D.C. Everest 31, Janesville Craig 0

Green Bay West 27, Oshkosh North 13

Waukesha North 48, Milwaukee Technical 13

DIVISION 2

Championship: Middleton 21, Port Washington 0

Semifinals: Middleton 21, West De Pere 7

Port Washington 9, Mukwonago 7

Quarterfinals: West De Pere 20, Oconomowoc 7

Middleton 26, Whitewater 13

Port Washington 25, Slinger 7

Mukwonago 28, Wauwatosa West 24

DIVISION 3

Championship: Lakeland 21, Kewaskum 0

Semifinals: Lakeland 22, Baldwin-Woodville 14

Kewaskum 13, Reedsburg 7 (2 OT)

Quarterfinals: Lakeland 34, Rice Lake 14

Baldwin-Woodville 20, Black River Falls 13

Reedsburg 48, Little Chute 17

Kewaskum 23, Kewaunee 0

DIVISION 4

Championship: Platteville 16, Mosinee 6

Semifinals: Mosinee 28, Brillion 27

Platteville 42, DeForest 30

Quarterfinals: Mosinee 13, Manawa 7

Brillion 19, Mayville 6

Platteville 7, Prairie du Chien 6

DeForest 31, Edgerton 0

DIVISION 5

Championship: Peshtigo 7, Osseo-Fairchild 0

Semifinals: Osseo-Fairchild 14, Glenwood City 6

Peshtigo 31, Waterloo 0

Quarterfinals: Glenwood City 22, Osceola 6

Osseo-Fairchild 26, Fall Creek 15

Peshtigo 20, Stratford 14

Waterloo 21, Howards Grove 13

DIVISION 6

Championship: De Soto 25, Shiocton 12

Football

Sectional Semifinals: Northland Pines 9, Bloomer 8
Denmark 8, Two Rivers 6
Wisconsin Dells 15, Richland Center 8
Milton 44, DeForest 40

DIVISION 4

Championship: Westby 29, Stanley-Boyd 7
Sectional Finals: Stanley-Boyd 20, Kewaunee 14
Westby 27, Turner 18

Sectional Semifinals: Stanley-Boyd 20, Unity 6
Kewaunee 14, Little Chute 6
Westby 34, Dodgeville 28 (OT)
Turner 32, Markesan 0

DIVISION 5

Championship: Stratford 13, De Soto 0
Sectional Finals: Stratford 7, Crivitz 0
De Soto 20, Ozaukee 7

Sectional Semifinals: Crivitz 21, Florence 7
Stratford 28, Manawa 0
De Soto 34, Bloomington 0
Ozaukee 27, Poynette 24 (2 OT)

DIVISION 6

Championship: Gilman 44, Cambridge 12
Sectional Finals: Gilman 15, Clear Lake 12
Cambridge 14, Ithaca 6

Sectional Semifinals: Clear Lk. 27, Elk Mound 16
Gilman 35, Augusta 7
Ithaca 31, Iola-Scandinavia 22
Cambridge 38, Pecosonica 15

1987 DIVISION 1

Championship: Fond du Lac 3, Oconomowoc 0
State Semifinals: Fond du Lac 26, Eau Cl. Mem. 0
Oconomowoc 10, Mukwonago 0

Sectional Finals: Eau Cl. Mem. 9, D.C. Everest 3 (OT)
Fond du Lac 27, Manitowoc 15
Oconomowoc 10, Menomonee Falls 0
Mukwonago 23, Kenosha Bradford 14

Sectional Semifinals: Eau Cl. Mem. 15, Ch. Falls 12
Fond du Lac 21, Sun Prairie 19
Oconomowoc 42, Beloit 21
Manitowoc 21, Appleton East 3
D.C. Everest 29, Neenah 6

Menomonee Falls 14, Milwaukee Tech 6
Mukwonago 14, Racine Case 8
Kenosha Bradford 21, Milwaukee Marshall 6

DIVISION 2

Championship: Middleton 7, Monroe 6
State Semifinals: Middleton 17, Antigo 14
Monroe 19, Port Washington 0

Sectional Finals: Antigo 20, West De Pere 8
Middleton 22, Holmen 0
Monroe 9, Franklin 0
Port Washington 28, Wauwatosa East 7

Sectional Semifinals: Monroe 25, Burlington 8
Middleton 23, West Bend East 6
Franklin 37, Greendale 21
Wauwatosa East 35, New Berlin Eisenhower 21

Port Washington 12, Cudahy 6
Antigo 48, Lakeland 6
West De Pere 20, Waupaca 19
Holmen 34, Tomah 32 (2 OT)

DIVISION 3

Championship: Hayward 29, Sheboygan Falls 28
State Semifinals: Hayward 35, Clintonville 13
Sheboygan Falls 26, Platteville 14

Sectional Finals: Hayward 30, Northwestern 14
Clintonville 21, Luxemburg-Casco 0
Platteville 14, Prairie du Chien 7
Sheboygan Falls 14, Evansville-Albany 6

Sectional Semifinals: Evansv.-Alb. 8, Whitewater 7
Sheboygan Falls 33, Mayville 7
Platteville 21, McFarland 9
Prairie du Chien 20, Wisconsin Dells 7

Northwestern 22, Ashland 7
Hayward 14, Colby 14
Clintonville 19, Oconto Falls 14
Luxemburg-Casco 12, Denmark 0

DIVISION 4

Championship: Baldwin-Woodville 16, Turner 8
State Semifinals: Bald.-Wood. 46, Winneconne 24
Turner 18, Lake Mills 16

Sectional Finals: Baldwin-Woodville 28, Durand 7
Winneconne 22, Westfield 16
Lake Mills 7, Chilton 6
Turner 14, New Glarus 6

Sectional Semifinals: Turner 48, Palmyra-Eagle 28
Lake Mills 20, Lomira 18

New Glarus 14, Westby 7
Chilton 20, Howards Grove 9
Winneconne 42, Weyauwega-Fremont 23
Westfield 22, Manawa 16
Durand 26, Stanley-Boyd 20 (2 OT)
Baldwin-Woodville 33, Unity 21

DIVISION 5

Championship: Darlington 28, Florence 17
State Semifinals: Florence 10, Edgar 6
Darlington 18, St. Croix Central 7

Sectional Finals: Edgar 26, Stratford 15
Florence 10, Peshtigo 8
St. Croix Central 20, Fall Creek 6
Darlington 34, Mineral Point 8

Sectional Semifinals: Darlington 24, Marshall 6
Mineral Point 24, De Soto 18 (OT)
Fall Creek 22, Eleva-Strum 18
St. Croix Central 34, Bruce 8
Edgar 35, Loyal 6

Stratford 18, Flambeau 10
Peshtigo 22, Coleman 8
Florence 45, Hurley 13

DIVISION 6

Championship: Webster 28, Cassville 15
State Semifinals: Webster 8, Augusta 7
Cassville 21, Hilbert 6

Sectional Finals: Webster 12, Glenwood City 7
Augusta 14, Cashton 10
Cassville 10, Randolph 7
Hilbert 38, Rosholt 0

Sectional Semifinals: Webster 17, Pr. Farm 14 (2 OT)
Glenwood City 32, Lake Holcombe 12
Cashton 14, Ithaca 6
Augusta 44, Brookwood 6

Cassville 19, Black Hawk 6
Randolph 3, Kohler 0
Rosholt 7, Wabeno 0
Hilbert 33, Iola-Scandinavia 0

1988 DIVISION 1

Championship: Racine Park 34, Superior 14
State Semifinals: Superior 26, Neenah 0
Racine Park 24, Waukesha South 14

Sectional Finals: Superior 23, Stevens Point 20
Neenah 7, Appleton East 0
Waukesha South 7, Oconomowoc 0
Racine Park 35, Milwaukee Tech 8

Sectional Semifinals: Superior 28, Wis. Rapids 26
Stevens Point 28, Chippewa Falls 14
Neenah 13, Manitowoc 6 (OT)
Appleton East 25, Sheboygan North 6

Oconomowoc 24, Beloit Memorial 0
Waukesha South 18, Hartford 0
Milwaukee Tech 37, Racine Hortick 6
Racine Park 46, Milwaukee Washington 0

DIVISION 2

Championship: Kettle Mor. 20, New Berlin W. 7
State Semifinals: Kettle Moraine 10, River Falls 7
New Berlin West 15, Menomonee Falls 14

Sectional Finals: River Falls 21, Medford 20 (OT)
Kettle Moraine 20, Middleton 13
Menomonee Falls 21, Port Washington 7
New Berlin West 29, New Berlin Eisenhower 18

Sectional Semifinals: Riv. Falls 14, Menomonee 7
Medford 27, New London 6
Middleton 42, Sparta 8
Kettle Moraine 24, Sun Prairie 13

Port Washington 34, Two Rivers 6
Menomonee Falls 33, Homestead 13
New Berlin Eisenhower 28, Cudahy 24
New Berlin West 21, Burlington 18

DIVISION 3

Championship: Northwestern 31, Prairie du Ch. 7
State Semifinals: Prairie du Ch. 21, Sheb. Falls 19
Northwestern 47, Waupaca 0

Sectional Finals: Northwestern 61, Bl. Riv. Falls 7
Waupaca 26, Luxemburg-Casco 0
Sheboygan Falls 14, Mayville 7
Prairie du Chien 20, Edgerton 12

Sectional Semifinals: Northwest. 58, Northl. Pines 0
Black River Falls 21, Bloomer 12
Waupaca 45, Nekoosa 40
Luxemburg-Casco 7, West DePere 0

Sheboygan Falls 42, Berlin 23
Mayville 30, Delavan-Darien 0
Prairie du Chien 21, DeForest 7
Edgerton 11, Platteville 10

DIVISION 4

Championship: Turner 52, St. Croix Falls 0
State Semifinals: St. Croix Falls 14, Manawa 13
Turner 16, Peshtigo 0

Sectional Finals: St. Croix Falls 31, Bald.-Wood. 0
Manawa 9, Stratford 6
Peshtigo 15, Lake Mills 12
Turner 36, Westby 7

Sectional Semifinals: Bald.-Wood. 34, Osceola 7
St. Croix Falls 20, Cadott 14
Stratford 27, Stanley-Boyd 13
Manawa 47, Crivitz 0

Peshtigo 28, Marion 8
Lake Mills 14, Kewaunee 12
Beloit Turner 50, New Glarus/Monticello 13
Westby 7, Poynette 0 (OT)

DIVISION 5

Championship: St. Croix Central 28, Waterloo 14
State Semifinals: Waterloo 12, Darlington 6
St. Croix Central 26, Greenwood 0

Sectional Finals: St. Croix Cent. 50, Melr.-Mind. 0
Greenwood 45, Edgar 19
Darlington 19, Iowa-Grant 12
Waterloo 30, Cambridge 13

Sectional Semifinals: Melr.-Min. 14, Boyceville 7
St. Croix Central 36, Fall Creek 12
Greenwood 34, Florence 15
Edgar 21, Laona-Wabeno 8

Iowa-Grant 21, De Soto 8
Darlington 28, Bloomington 8
Cambridge 18, Lomira 7
Waterloo 46, Montello 16

DIVISION 6

Championship: Turtle Lake 16, Oakfield 6
State Semifinals: Turtle Lake 3, Hilbert 0
Oakfield 15, Cassville 14

Sectional Finals: Turtle Lake 14, Cameron 6
Hilbert 28, Augusta 0
Oakfield 22, Pecosonica 15
Cassville 14, Cashton 0

Sectional Semifinals: Turtle Lk. 41, New Auburn 13
Cameron 13, Lake Holcombe 7
Augusta 49, Wild Rose 8
Hilbert 36, Rosholt 0

Pecosonica 7, Kohler 0
Oakfield 35, Randolph 12
Cashton 35, Ithaca 14
Cassville 12, Kickapoo 7

1989 DIVISION 1

Championship: D.C. Everest 20, Waukesha So. 7
State Semifinals: Wauk. So. 34, Rac. Park 31 (OT)
D.C. Everest 14, Appleton West 13

Sectional Finals: D.C. Everest 43, Eau Cl. No. 14
Appleton West 24, Green Bay Preble 0
Racine Park 24, Milwaukee Washington 20
Waukesha South 3, Arrowhead 0

Sectional Semifinals: Eau Cl. No. 15, Superior 14
D.C. Everest 17, Madison West 16
Appleton West 17, Green Bay East 14
Green Bay Preble 27, Appleton East 26

Arrowhead 11, Beloit 8
Waukesha South 25, Nicolet 13
Milwaukee Washington 26, Kenosha Tremper 13
Racine Park 34, Milwaukee Tech 13

DIVISION 2

Championship: Marinette 43, New Berlin Eis. 19
State Semifinals: New Berlin Eisen. 23, Monroe 8
Marinette 35, Middleton 33

Sectional Finals: Marinette 26, Ashwaubenon 19
Monroe 14, Burlington 12
Middleton 20, La Crosse Central 7
New Berlin Eisenhower 13, West Allis Central 7

Sectional Semifinals: Marinette 24, Rhinelander 7
Ashwaubenon 39, Two Rivers 7
La Crosse Central 15, River Falls 14
Middleton 20, Baraboo 7

Monroe 20, Watertown 14 (OT)
Burlington 29, West Bend East 28
New Berlin Eisenhower 35, West Allis Hale 8
West Allis Central 35, Whitefish Bay 8

DIVISION 3

Championship: Milton 32, Mosinee 15
State Semifinals: Milton 12, Berlin 7
Mosinee 14, Luxemburg-Casco 0

Sectional Finals: Mosinee 14, Lakeland 7
Luxemburg-Casco 7, Ellsworth 0

Berlin 14, New Berlin West 7
Milton 51, Platteville 14
Sectional Semifinals: Lakeland 42, Barron 28
Mosinee 28, Tomahawk 14

Ellsworth 39, Adams-Friendship 0
Luxemburg-Casco 27, Waupaca 0
Berlin 15, Mayville 10
New Berlin West 7, Kiel 0
Platteville 14, Verona 7

Milton 36, Edgerton 30 (OT)

DIVISION 4

Championship: Southern Door 17, Westby 7
State Semifinals: Southern Door 17, Poynette 0
Westby 35, Durand 14

Sectional Finals: Durand 25, Stanley-Boyd 22
Westby 45, Lancaster 7
Poynette 34, Turner 14

Sectional Semifinals: Stanley-Boyd 7, St. Cr. Falls 0
Durand 20, West Salem 0
Westby 48, Westfield 6

Lancaster 42, New Glarus-Monticello 7
Southern Door 35, Manawa 6
Howards Grove 37, Freedom 14
Poynette 46, Horicon 14
Turner 23, Palmyra-Eagle 0

DIVISION 5

Championship: Hilbert 14, Elk Mound 6
State Semifinals: Elk Mound 13, Edgar 12
Hilbert 18, Darlington 15

Sectional Finals: Darlington 42, Cambridge 6
Hilbert 29, Crivitz 18
Edgar 16, Peshtigo 15
Elk Mound 21, Fall Creek 14

Sectional Semifinals: Darlington 55, Ozaukee 0
Cambridge 30, Mineral Point 12
Hilbert 20, Bonduel 0
Crivitz 26, Laona-Wabeno 8

Peshtigo 24, Florence 17 (4 OTs)
Edgar 46, Rosholt 8
Elk Mound 31, Stratford 14
Fall Creek 12, St. Croix Central 3

DIVISION 6

Championship: Augusta 12, Kickapoo 6 (OT)
State Semifinals: Augusta 48, Turtle Lake 15
Kickapoo 26, Shullsburg 14

Sectional Finals: Augusta 31, Alma-Gilmanton 16
Turtle Lake 53, Lake Holcombe 13
Shullsburg 21, Cambria-Friesland 0
Kickapoo 8, De Soto 0

Sectional Semifinals: Turtle Lake 45, Clayton 0
Lake Holcombe 19, Clear Lake 8
Augusta 49, Greenwood 7
Alma-Gilmanton 21, Cashton 13

Cambria-Friesland 14, Almond-Bancroft 8
Shullsburg 27, Black Hawk 9
Kickapoo 22, Highland 16
De Soto 22, Weston 6

1990 DIVISION 1

Championship: Superior 20, Kenosha Tremper 7
State Semifinals: Superior 17, Green Bay Preble 14
Kenosha Tremper 6, La Crosse Central 3

Sectional Finals: Superior 20, Eau Cl. No. 14 (OT)
Green Bay Preble 34, Manitowoc 7
La Crosse Central 14, Oconomowoc 7

Kenosha Tremper 16, Waukesha South 6
Sectional Semifinals: Superior 21, Wis. Rapids 7
Eau Claire North 17, Stevens Point 13
Manitowoc 19, Appleton West 14

Green Bay Preble 34, Appleton East 7
La Crosse Central 31, Madison West 28 (OT)
Oconomowoc 14, Beloit 2
Waukesha South 17, Racine Park 0

Kenosha Tremper 16, Milwaukee Washington 6

DIVISION 2

Championship: Monroe 21, Port Washington 7
State Semifinals: Monroe 35, West Allis Cent. 12
Port Washington 28, Ashwaubenon 21 (2 OT)

Sectional Finals: Ashwaubenon 30, Menomonee 14
Port Washington 55, Milwaukee Marshall 22
West Allis Central 14, Cudahy 6
Monroe 28, Watertown 6

Sectional Semifinals: Menomonee 36, Medford 28
Ashwaubenon 35, Two Rivers 6
Port Washington 38, Seymour 18
Milwaukee Marshall 27, Germantown 23

Cudahy 21, Franklin 6
West Allis Central 28, New Berlin Eisen. 21
Monroe 28, Badger 8
Watertown 35, Oregon 30

DIVISION 3

Championship: Ellsworth 6, Richland Center 0

State Semifinals: Ellsworth 12, Nekoosa 7

Richland Center 29, Southern Door 0

Sectional Finals: Ellsworth 16, Tomahawk 0

Nekoosa 22, Holmen 19

Southern Door 14, Sheboygan Falls 0

Richland Center 20, Edgerton 8

Sectional Semifinals: Ellsworth 15, Spooner 6

Tomahawk 28, Barron 14

Holmen 14, Reedsburg 7

Nekoosa 38, Wittenberg-Biramwood 6

Southern Door 14, Berlin 0

Sheboygan Falls 26, Luxemburg-Casco 14

Richland Center 28, Verona 7

Edgerton 46, Milton 8

DIVISION 4

Championship: Columbus 26, Mondovi 19

State Semifinals: Mondovi 14, St. Croix Falls 13

Columbus 10, Little Chute 8

Sectional Finals: St. Croix Falls 19, Osseo-Fair. 12

Mondovi 13, Lancaster 6

Little Chute 18, Howards Grove 6

Columbus 21, Horicon 0

Sectional Semifinals: St. Cr. Falls 36, Stanley-Bo. 32

Osseo-Fairchild 31, Arcadia 14

Mondovi 14, Westby 13

Lancaster 40, New Glarus-Monticello 26

Little Chute 42, Peshtigo 0

Howards Grove 16, Wrightstown 0

Columbus 7, North Fond du Lac 0

Horicon 28, Turner 22

DIVISION 5

Championship: Darlington 21, Elk Mound 17

State Semifinals: Darlington 27, Pittsville 13

Elk Mound 30, Crivitz 27 (2 OT)

Sectional Finals: Elk Mound 14, Somerset 0

Crivitz 14, Stratford 12

Darlington 35, Cambridge 34 (3 OT)

Pittsville 50, Ozaukee 14

Sectional Semifinals: Somerset 15, St. Croix Cen. 0

Elk Mound 35, Cochrane-Fountain City 0

Stratford 13, Bonduel 0

Crivitz 22, Florence 10

Pittsville 43, Rosholt 6

Ozaukee 15, Montello 14

Darlington 50, Waterloo 0

Cambridge 44, Mineral Point 13

DIVISION 6

Championship: Greenwood 16, De Soto 12

State Semifinals: De Soto 14, Kickapoo 0

Greenwood 38, Augusta 14

Sectional Finals: Augusta 20, Turtle Lake 14

Greenwood 32, Three Lakes 12

Kickapoo 13, Hilbert 7

De Soto 32, Seneca 6

Sectional Semifinals: Augusta 33, Clear Lake 7

Turtle Lake 39, Clayton 13

Greenwood 24, Alma-Gilmanton 14

Three Lakes 46, Tigerton 12

Hilbert 31, Pardeeville 0

Kickapoo 21, Cashton 12

De Soto 16, Highland 12

Seneca 18, Shullsburg 15

1991

DIVISION 1

Championship: Ken. Tremper 17, Appleton W. 14

State Semifinals: Appleton West 40, Superior 16

Kenosha Tremper 30, Arrowhead 19

Sectional Finals: Superior 8, La Crosse Central 7

Appleton West 16, Manitowoc 7

Arrowhead 21, Madison East 13

Kenosha Tremper 22, Milwaukee Washington 0

Sectional Semifinals: Superior 34, Eau Cl. No. 14

La Crosse Central 20, Wisconsin Rapids 14 (OT)

Appleton West 42, D.C. Everest 21

Manitowoc 14, Appleton East 7

Madison East 16, Hartford 14

Arrowhead 14, Beloit 13

Milwaukee Washington 13, Racine Wash. Park 0

Kenosha Tremper 21, Milwaukee Tech 7

DIVISION 2

Championship: Monroe 30, Seymour 0

State Semifinals: Seymour 21, Holmen 6

Monroe 56, Watertown 14

Sectional Finals: Holmen 21, Medford 13

Seymour 21, Pulaski 20

Watertown 21, Homestead 16

Monroe 20, Whitefish Bay 6

Sectional Semifinals: Medford 42, Menomonee 21

Holmen 35, Baraboo 0

Pulaski 36, Lakeland 6

Seymour 14, Green Bay West 9

Watertown 13, Plymouth 8

Homestead 10, Menomonee Falls 0

Monroe 21, Burlington 0

Whitefish Bay 14, Greendale 9

DIVISION 3

Championship: Jefferson 20, Spooner 16

State Semifinals: Spooner 20, Southern Door 6

Jefferson 26, Richland Center 6

Sectional Finals: Spooner 22, Northwestern 0

Southern Door 21, Waupaca 6

Jefferson 28, Sheboygan Falls 12

Richland Center 33, Platteville 8

Sectional Semifinals: Northwestern 30, New Rich. 8

Spooner 27, Nekoosa 0

Waupaca 7, Wittenberg-Biramwood 6

Southern Door 13, Freedom 7

Sheboygan Falls 21, Brown Deer 13

Jefferson 20, New Berlin West 7

Richland Center 17, DeForest 0

Platteville 20, Evansville/Albany 13

DIVISION 4

Championship: Stanley-Boyd 21, Mayville 14 (OT)

State Semifinals: Stanley-Boyd 35, West Salem 14

Mayville 20, Kewaunee 7

Sectional Finals: Stanley-Boyd 47, St. Cr. Falls 7

West Salem 14, Westby 6

Kewaunee 13, Winneconne 6

Mayville 28, Turner 0

Sectional Semifinals: St. Cr. Falls 14, Prescott 12

Stanley-Boyd 27, Bloomer 0

West Salem 15, Colby 0

Westby 29, Marathon 14

Kewaunee 25, Brillion 7

Winneconne 21, Lomira 0

Mayville 13, Columbus 0

Turner 28, New Glarus/Monticello 6

DIVISION 5

Championship: Darlington 22, Edgar 14

State Semifinals: Edgar 17, Fall Creek 12

Darlington 24, Waterloo 0

Sectional Finals: Fall Creek 12, Elk Mound 7

Edgar 36, Marion 6

Waterloo 7, Elkhart Lake-Glenbeulah 0

Darlington 21, Mineral Point 0

Sectional Semifinals: Fall Creek 6, Somerset 0

Elk Mound 15, Augusta 8

Edgar 36, Iola-Scandinavia 0

Marion 27, Florence 0

Elkhart Lake-Glenbeulah 14, Rosholt 8

Waterloo 19, Howards Grove 13

Mineral Point 20, Bloomington 0

Darlington 34, Royall 7

DIVISION 6

Championship: Shell Lake 7, Highland 0

State Semifinals: Shell Lake 25, Lena 13

Highland 28, Cashton 8

Sectional Finals: Shell Lake 46, Clayton 40 (4 OT)

Lena 34, Niagara 0

Cashton 35, Kickapoo 7

Highland 20, Marshall 12

Sectional Semifinals: Clayton 8, Turtle Lake 6

Shell Lake 27, Prairie Farm 6

Niagara 32, Three Lakes 14

Lena 20, Hustisford 0

Cashton 28, Blair-Taylor 14

Kickapoo 15, Eleva-Strum 14

Highland 12, Seneca 6

Marshall 28, Cambria-Friesland 0

1992

DIVISION 1

Championship: Appleton West 17, Ken. Tremper 7

Level 3: Appleton West 52, La Crosse Central 12

Kenosha Tremper 21, Sun Prairie 3

Level 2: La Crosse Central 21, Antigo 14

Appleton West 27, Green Bay East 7

Sun Prairie 14, Beloit 12

Kenosha Tremper 17, Milwaukee Washington 6

Level 1: Antigo 29, Chippewa Falls 0

La Crosse Central 35, Wausau West 20

Appleton West 12, Green Bay Preble 7

Green Bay East 21, Hartford 13

Sun Prairie 34, Oconomowoc 7

Beloit 20, Arrowhead 13

Milw. Washington 44, Racine Wash. Park 13

Kenosha Tremper 27, Milwaukee Technical 6

DIVISION 2

Championship: Monroe 38, Kaukauna 0

Level 3: Kaukauna 21, Menomonee 10

Monroe 35, Germantown 12

Level 2: Menomonee 38, Holmen 9

Kaukauna 34, Waupaca 14

Germantown 14, Port Washington 7

Monroe 35, New Berlin Eisenhower 7

Level 1: Menomonee 28, Lakeland 14

Holmen 27, Medford 22

Waupaca 29, Seymour 28

Kaukauna 28, Plymouth 7

Port Washington 14, Hamilton 6

Germantown 6, Greendale 0

Monroe 49, Badger 0

New Berlin Eisenhower 34, Westosha Central 0

DIVISION 3

Championship: De Pere 35, New Richmond 6

Level 3: New Richmond 36, Platteville 22

De Pere 28, Elkhorn 0

Level 2: New Richmond 20, Wittenberg-Birn. 8

Platteville 20, Richland Center 13

DePere 12, Sheboygan Falls 0

Elkhorn 21, Campbellsport 0

Level 1: New Richmond 21, Spooner 13

Wittenberg-Birn. 28, Black River Falls 16

Richland Center 23, Mauston 15

Platteville 44, DeForest 15

De Pere 21, Southern Door 10

Sheboygan Falls 18, Berlin 9

Elkhorn 35, Slinger 27

Campbellsport 26, East Troy 0

DIVISION 4

Championship: Baldwin-Woodville 11, Mayville 7

Level 3: Baldwin-Woodville 27, Viroqua 6

Mayville 31, Columbus 14

Level 2: Baldwin-Woodville 28, Northwestern 14

Viroqua 36, Nekoosa 0

Mayville 21, Algoma 7

Columbus 47, Brodhead/Juda 8

Level 1: Baldwin-Woodville 27, Unity 7

Northwestern 30, Osceola 19

Nekoosa 14, Stanley-Boyd 8

Viroqua 39, Osseo-Fairchild 24

Algoma 40, Howards Grove 14

Mayville 31, Reedsville 3

Columbus 42, Turner 12

Brodhead/Juda 40, New Glarus/Monticello 13

DIVISION 5

Championship: Edgar 14, Elk Mound 7

Level 3: Elk Mound 35, Fennimore 14

Edgar 32, Crivitz 8

Level 2: Elk Mound 28, Augusta 26

Fennimore 20, Darlington 0

Edgar 26, Stratford 6

Crivitz 20, Bonduel 12

Level 1: Augusta 40, St. Croix Central 6

Elk Mound 41, Royall 14

Fennimore 21, Cambridge 7

Darlington 29, Marshall 14

Edgar 44, Crandon 22

Stratford 27, Rosholt 9

Crivitz 28, Florence 6

Bonduel 2, Elkhart Lake-Glenbeulah 0

DIVISION 6

Championship: Owen-Withee 16, Hilbert 14

Football

Level 1: Lake Holcombe 41, Shell Lake 12
Clear Lake 14, Independence 13
Thorp 26, Wild Rose 0
Iola-Scandinavia 14, Three Lakes 13
Pecatonica/Argyle 29, Randolph 0
Hustisford 19, Williams Bay 14
Cassville 12, Seneca 8
Weston 22, Hillsboro 12

1994 DIVISION 1

Championship: Arrowhead 19, Muskego 16
Level 3: Arrowhead 24, D.C. Everest 7
Muskego 30, Kenosha Tremper 6
Level 2: D.C. Everest 52, Wisconsin Rapids 37
Arrowhead 28, Sun Prairie 14
Muskego 7, Mukwonago 0
Kenosha Tremper 31, Milwaukee Technical 22
Level 1: D.C. Everest 20, Appleton East 3
Wisconsin Rapids 50, Green Bay East 20
Arrowhead 42, Hartford 15
Sun Prairie 28, Watertown 14
Mukwonago 23, Homestead 0
Muskego 41, Beloit 13
Kenosha Tremper 12, Milwaukee Vincent 9
Milwaukee Technical 36, Milwaukee Marshall 0

DIVISION 2

Championship: Cudahy 31, Menomonee 14
Level 3: Menomonee 42, Marinette 14
Cudahy 28, Menomonee Falls 0
Level 2: Menomonee 17, River Falls 8
Marinette 49, Green Bay West 8
Menomonee Falls 24, Hamilton 14
Cudahy 28, Burlington 6
Level 1: River Falls 28, La Crosse Logan 22
Menomonee 34, Tomah 0
Green Bay West 10, Pulaski 7
Marinette 42, Kaukauna 14
Menomonee Falls 26, Plymouth 0
Hamilton 48, Wauwatosa East 14
Burlington 14, New Berlin Eisenhower 8
Cudahy 54, Westosha Central 0

DIVISION 3

Championship: Monroe 24, Waupaca 6
Level 3: Waupaca 6, Ashland 0
Monroe 37, Portage 13
Level 2: Ashland 24, New Richmond 6
Waupaca 16, Black River Falls 0
Portage 33, Platteville 27
Monroe 40, Elkhorn 0
Level 1: Ashland 44, Ellsworth 19
New Richmond 35, Medford 29
Waupaca 7, Mosinee 6
Black River Falls 27, Mauston 8
Portage 20, Sauk Prairie 14
Platteville 42, McFarland 6
Monroe 31, Milton 14
Elkhorn 28, New Glarus/Montic./Bellev. 20 (OT)

DIVISION 4

Championship: Mayville 47, Baldwin-Woodville 0
Level 3: Baldwin-Woodville 33, Marathon 0
Mayville 35, Brodhead/Juda 7
Level 2: Baldwin-Woodville 7, Northwestern 6
Marathon 28, Mondovi 6
Mayville 41, Reedsville 12
Brodhead/Juda 42, Columbus 21
Level 1: Northwestern 32, Stanley-Boyd 7
Baldwin-Woodville 27, Bloomer 0
Marathon 31, Wittenberg-Biramwood 12
Mondovi 37, Royall 0
Mayville 48, Kewaunee 0
Reedsville 35, Horicon 21
Columbus 15, Evansville/Albany 14
Brodhead/Juda 35, Lancaster 7

DIVISION 5

Championship: Fall Creek 10, Darlington 7
Level 3: Fall Creek 27, Stratford 6
Darlington 21, Algoma 0
Level 2: Stratford 44, Hurley 20
Fall Creek 21, Glenwood City 0
Algoma 29, Manawa 7
Darlington 49, Waterloo 0
Level 1: Hurley 42, Cameron 24
Stratford 34, Laona/Wabeno 6
Fall Creek 10, Elk Mound 0
Glenwood City 34, Cochrane-Fountain City 30
Algoma 39, Crivitz 6
Manawa 13, Howards Grove 10 (OT)

Waterloo 28, Pecatonica/Argyle 6
Darlington 49, Cambridge 8

DIVISION 6

Championship: Hilbert 34, Thorp 6
Level 3: Thorp 27, Independence 8
Hilbert 26, Cashton 14
Level 2: Independence 42, Niagara 13
Thorp 13, Clear Lake 12
Hilbert 38, Oakfield 9
Cashton 23, Seneca 22 (OT)
Level 1: Niagara 43, Rosholt 22
Independence 20, Wild Rose 8
Thorp 39, New Auburn 16
Clear Lake 45, Lake Holcombe 0
Hilbert 27, Hustisford 7
Oakfield 28, Cambria-Friesland 7
Cashton 49, Weston 8
Seneca 6, Cassville 0

1995 DIVISION 1

Championship: Sun Prairie 13, Kenosha Tremper 7
Level 3: Sun Prairie 33, Green Bay East 12
Kenosha Tremper 28, Homestead 13
Level 2: Green Bay East 27, Manitowoc 0
Sun Prairie 27, Madison La Follette 0
Homestead 21, Muskego 7
Kenosha Tremper 18, Racine Park 6
Level 1: Manitowoc 42, D.C. Everest 28
Green Bay East 8, Appleton North 7
Sun Prairie 27, Oconomowoc 0
Madison La Follette 26, Watertown 14
Homestead 21, Mukwonago 14
Muskego 27, Milwaukee Custer 0
Kenosha Tremper 30, Milwaukee King 8
Racine Park 34, Milwaukee Technical 6

DIVISION 2

Championship: Menomonee 27, Monroe 21
Level 3: Menomonee 23, Seymour 12
Monroe 23, Burlington 0
Level 2: Menomonee 12, River Falls 7
Seymour 33, Kaukauna 27
Burlington 21, Plymouth 14
Monroe 33, Milton 16
Level 1: River Falls 29, Onalaska 7
Menomonee 21, Tomah 0
Seymour 21, Reedsburg 7
Kaukauna 28, De Pere 14
Plymouth 40, Wauwatosa East 12
Burlington 40, South Milwaukee 6
Milton 34, Hamilton 6
Monroe 57, Badger 14

DIVISION 3

Championship: New Berlin Eisen. 7, Ashland 6
Level 3: Ashland 16, Waupaca 13
New Berlin Eisenhower 27, Platteville 9
Level 2: Ashland 32, New Richmond 6
Waupaca 23, Black River Falls 22
Platteville 28, Mayville 21
New Berlin Eisenhower 37, Grafton 31
Level 1: Ashland 44, Spooner 12
New Richmond 19, Medford 0
Waupaca 29, Oconto Falls 0
Black River Falls 22, Portage 12
Platteville 42, McFarland 14
Mayville 35, Edgerton 28
Grafton 21, Sheboygan Falls 20 (OT)
New Berlin Eisenhower 20, Elkhorn 13

DIVISION 4

Championship: Stanley-Boyd 21, Columbus 0
Level 3: Stanley-Boyd 21, Northwestern 0
Columbus 18, Random Lake 16
Level 2: Northwestern 14, Baldwin-Woodville 7
Stanley-Boyd 24, Wittenberg-Biramwood 8
Random Lake 13, Laconia 7
Columbus 21, Westby 6
Level 1: Northwestern 36, Washburn/Bayfield 8
Baldwin-Woodville 32, Bloomer 14
Stanley-Boyd 34, Mondovi 16
Wittenberg-Biramwood 6, Peshtigo 2
Laconia 13, Winneconne 7
Random Lake 17, Kewaunee 14 (2 OT)
Westby 26, Lancaster 14
Columbus 29, Brodhead/Juda 6

DIVISION 5

Championship: Darlington 63, Hurley 6
Level 3: Hurley 32, Somerset 22
Darlington 36, Wrightstown 14

Level 2: Hurley 36, Edgar 14
Somerset 38, Osseo-Fairchild 8
Wrightstown 20, Brillion 6
Darlington 17, Waterloo 0

Level 1: Hurley 14, Stratford 7
Edgar 26, Bruce 22
Somerset 22, Fall Creek 21
Osseo-Fairchild 25, Elk Mound 6
Wrightstown 29, Florence 0
Brillion 13, Bonduel 0
Waterloo 41, Cedar Grove 22
Darlington 49, Dodgeand 7

DIVISION 6

Championship: Turtle Lake 6, Cambria-Fries. 3
Level 3: Turtle Lake 14, Greenwood 12
Cambria-Friesland 15, River Ridge 8 (OT)
Level 2: Turtle Lake 24, Independence 10
Greenwood 41, Niagara 21
River Ridge 32, Brookwood 6
Cambria-Friesland 8, Williams Bay 7
Level 1: Turtle Lake 38, Luck 20
Independence 28, New Auburn 14
Niagara 33, Iola-Scandinavia 8
Greenwood 41, Port Edwards 9
Brookwood 31, Cashton 15
River Ridge 44, Weston 22
Cambria-Friesland 31, Black Hawk 6
Williams Bay 10, Hustisford 7

1996 DIVISION 1

Championship: Arrowhead 24, D.C. Everest 21
Level 4: D.C. Everest 27, Sun Prairie 2
Arrowhead 20, Racine Park 6
Level 3: D.C. Everest 24, Marshfield 6
Sun Prairie 26, Fond du Lac 7
Arrowhead 32, Milwaukee Vincent 8
Racine Park 17, Milwaukee Technical 14
Level 2: Marshfield 30, Middleton 18
D.C. Everest 31, Appleton North 14
Fond du Lac 20, Manitowoc 19
Sun Prairie 46, Watertown 6
Arrowhead 28, Homestead 0
Milwaukee Vincent 36, Milwaukee King 24
Milwaukee Technical 41, Muskego 16
Racine Park 21, Kenosha Tremper 3
Level 1: Marshfield 14, Eau Claire North 6
Middleton 21, La Crosse Central 14
Appleton North 14, Wausau West 0
D.C. Everest 31, Wausau East 0
Fond du Lac 3, Oshkosh North 0
Manitowoc 14, Oshkosh West 12
Sun Prairie 26, Janesville Craig 6
Watertown 42, Janesville Parker 34
Homestead 16, Waukesha South 0
Arrowhead 7, Menomonee Falls 0
Milwaukee Vincent 42, Milwaukee Marshall 20
Milwaukee King 6, Wauwatosa East 0
Milwaukee Technical 46, Milwaukee Bay View 0
Racine Park 7, Mukwonago 6
Kenosha Tremper 22, Beloit 18
Muskego 35, Milwaukee Washington 22

DIVISION 2

Championship: Ashwaubenon 29, Monroe 8
Level 4: Ashwaubenon 21, Menomonee 20
Monroe 14, Cudahy 7
Level 3: Menomonee 18, Onalaska 13
Ashwaubenon 28, Pulaski 7
Monroe 20, Germantown 14
Cudahy 16, Burlington 15
Level 2: Menomonee 45, Lakeland 14
Onalaska 19, Baraboo 0
Pulaski 13, Marinette 6
Ashwaubenon 35, Portage 26
Monroe 10, Milton 6
Germantown 24, Beaver Dam 0
Cudahy 37, Hamilton 7
Burlington 41, Badger 16

Level 1: Lakeland 20, Hudson 12
Menomonee 27, Medford 0
Baraboo 24, Tomah 15
Onalaska 28, Reedsburg 19
Marinette 38, Green Bay West 6
Pulaski 37, Green Bay East 7
Portage 13, Seymour 6
Ashwaubenon 35, Plymouth 12
Milton 14, DeForest 6
Monroe 41, Fort Atkinson 13

Beaver Dam 24, Cedarburg 0
Germantown 27, Kettle Moraine 0
Hamilton 33, Brookfield Central 13
Cudahy 40, Milwaukee North 0
Burlington 17, Greenfield 6
Badger 24, Franklin 14

DIVISION 3

Championship: New Berlin Eisen. 21, Spooner 7
Level 4: Spooner 12, Waupaca 6
New Berlin Eisenhower 21, Evansville/Albany 18
Level 3: Spooner 20, Wittenberg-Biramwood 17
Waupaca 13, De Pere 6
Evansville/Albany 18, McFarland 0
New Berlin Eisenhower 16, Mayville 7
Level 2: Spooner 20, Amery 0
Wittenberg-Biramwood 21, Colby 14
De Pere 20, Luxemburg-Casco 7
Waupaca 21, Hortonville 8
McFarland 45, Waunakee 42 (2 OT)
Evansville/Albany 34, Elkhorn 20
Mayville 34, Sheboygan Falls 14
New Berlin Eisenhower 17, New Berlin West 10

Level 1: Spooner 42, New Richmond 0
Amery 13, Durand 6
Colby 35, Black River Falls 0
Wittenberg-Biramwood 39, Nekeosa 16
Luxemburg-Casco 18, Oconto Falls 16
Hortonville 35, Denmark 12
Waupaca 33, Kiel 8
Waunakee 17, Platteville 7
McFarland 22, New Glarus/Belleville/Montic. 8
Elkhorn 25, Edgerton 14
Evansville/Albany 29, Whitewater 8
Sheboygan Falls 12, Campbellsport 0
Mayville 29, Slinger 28
New Berlin West 41, Grafton 6
New Berlin Eisenhower 31, Waterford 0
De Pere 17, Southern Door 0

DIVISION 4

Championship: Columbus 21, Stanley-Boyd 10
Level 4: Stanley-Boyd 12, Peshtigo 7
Columbus 29, Westby 7
Level 3: Stanley-Boyd 17, Bloomer 0
Peshtigo 21, Kewaunee 17
Westby 28, Lancaster 14
Columbus 20, Lomira 7
Level 2: Bloomer 20, Prescott 15
Stanley-Boyd 23, Phillips 14
Peshtigo 19, Coleman 8
Kewaunee 18, Omro 14
Westby 16, Viroqua 0
Lancaster 24, Cuba City 7
Lomira 27, Laconia 21 (OT)
Columbus 35, Saint Francis 7

Level 1: Bloomer 20, Mondovi 19
Prescott 34, Baldwin-Woodville 13
Phillips 10, Northwestern 8
Stanley-Boyd 34, Marathon 14
Coleman 24, Manawa 0
Peshtigo 19, Bonduel 6
Kewaunee 19, Winneconne 10
Omro 26, Brillion 14
Viroqua 50, Westfield 8
Westby 43, Royall 16
Lancaster 42, Lodi 14
Cuba City 41, Brodhead/Juda 13
Laconia 39, Poynette 3
Lomira 20, Random Lake 7
Columbus 37, Ethan Allen 0
Saint Francis 43, Palmyra-Eagle 0

DIVISION 5

Championship: Osseo-Fairchild 10, Darlington 7
Level 4: Osseo-Fairchild 20, Edgar 14
Darlington 34, Wrightstown 16
Level 3: Osseo-Fairchild 26, Glenwood City 14
Edgar 22, Thorp 12
Darlington 54, Blair-Taylor 7
Wrightstown 29, Cedar Grove 20
Level 2: Glenwood City 50, Hurley 6
Osseo-Fairchild 17, Fall Creek 7
Thorp 14, Stratford 12
Edgar 39, Florence 0
Blair-Taylor 19, Melrose-Mindoro 0
Darlington 42, Pecatonica/Argyle 12
Wrightstown 46, Iola-Scandinavia 19
Cedar Grove 16, Howards Grove 6
Level 1: Hurley 27, Grantsburg 21
Glenwood City 33, Saint Croix Central 6

Osseo-Fairchild 35, Gilman 6
 Fall Creek 35, Whitehall 0
 Thorp 24, Spencer 0
 Stratford 14, Owen-Withee 7
 Florence 60, Wausaukee 0
 Edgar 40, Laona/Wabeno 0
 Blair-Taylor 28, Cochrane-Fountain City 8
 Melrose-Mindoro 22, New Lisbon 8
 Darlington 42, Riverdale 0
 Pecatonica/Argyle 7, Mineral Point 6
 Wrightstown 41, Rosholt 0
 Iola-Scandinavia 52, Wild Rose 12
 Howards Grove 30, Cambridge 6
 Cedar Grove 14, Waterloo 6

DIVISION 6

Championship: Hilbert 35, Greenwood 15
Level 4: Greenwood 28, Alma/Gilmanton 27
 Hilbert 29, Shullsburg 7
Level 3: Greenwood 38, Luck 26
 Alma/Gilmanton 42, Elmwood 22
 Shullsburg 19, Cassville 6
 Hilbert 8, Cambria-Friesland 7
Level 2: Luck 50, Birchwood/Weyerhaeuser 21
 Greenwood 44, Flambeau 12
 Elmwood 16, New Auburn 9
 Alma/Gilmanton 42, Bangor 16
 Cassville 36, River Ridge 28
 Shullsburg 28, Weston 8
 Hilbert 40, Princeton 0
 Cambria-Fries. 41, Johnson Creek 12
Level 1: Luck 14, Shell Lake 0
 Birchwood/Weyerhaeuser 15, Bruce 0
 Greenwood 44, Athens 6
 New Auburn 28, Lake Holcombe 8
 Elmwood 43, Prairie Farm 0
 Alma/Gilmanton 29, Eleva-Strum 24
 Bangor 35, Independence 14
 River Ridge 20, De Soto 14
 Cassville 24, Seneca 6
 Weston 12, Belmont 6
 Shullsburg 26, Ithaca 19
 Princeton 35, Port Edwards 20
 Hilbert 28, Oakfield 7
 Cambria-Friesland 11, Hustisford 0
 Johnson Creek 36, Williams Bay 22
 Flambeau 42, Niagara 6

1997

DIVISION 1

Championship: Marshfield 21, Oak Creek 14
Level 4: Marshfield 21, Sun Prairie 12
 Oak Creek 42, Beloit 36
Level 3: Marshfield 26, Wis. Rapids Lincoln 21
 Sun Prairie 26, Middleton 14
 Beloit 14, Mukwonago 11
 Oak Creek 58, Racine Horlick 22
Level 2: Marshfield 26, D.C. Everest 22
 Wis. Rapids Lincoln 29, Gr. Bay Preble 14
 Sun Prairie 28, Oshkosh North 7
 Middleton 17, Menomonee Falls 14
 Mukwonago 35, Janesville Parker 3
 Beloit 40, Milwaukee Tech 0
 Racine Horlick 14, Milwaukee Bay View 9
 Oak Creek 44, Milwaukee Hamilton 0
Level 1: D.C. Everest 21, Chippewa Falls 6
 Marshfield 32, Eau Claire Memorial 20
 Wis. Rapids Lincoln 53, Green Bay Southwest 0
 Green Bay Preble 33, Appleton North 17
 Oshkosh North 13, Manitowoc 8
 Sun Prairie 34, Hartford 24
 Middleton 34, Oconomowoc 20
 Menomonee Falls 10, Arrowhead 7
 Janesville Parker 14, Waukesha West 13
 Beloit 28, Muskego 14
 Mukwonago 26, Racine Park 21
 Milwaukee Technical 26, Racine Case 14
 Racine Horlick 40, Milwaukee Vincent 12
 Milwaukee Bay View 21, Milwaukee Custer 6
 Milwaukee Hamilton 9, Milwaukee Madison 6
 Oak Creek 50, Milwaukee Marshall 12

DIVISION 2

Championship: Menomonee 29, Germantown 14
Level 4: Menomonee 20, Pulaski 6
 Germantown 27, Portage 23
Level 3: Menomonee 38, New London 0
 Pulaski 22, Seymour 2
 Portage 21, Monroe 14
 Germantown 31, Cudahy 26

Level 2: Menomonee 30, Onalaska 21
 New London 33, Tomah 0
 Seymour 37, Marinette 31
 Pulaski 26, Bay Port 7
 Monroe 56, Badger 8
 Portage 35, Plymouth 7
 Germantown 23, Brookfield Central 6
 Cudahy 35, Hamilton 0

Level 1: Menomonee 46, La Crosse Central 7
 Onalaska 28, Reedsburg 0
 Tomah 30, Medford 21
 New London 27, Lakeland 6
 Marinette 21, Antigo 12
 Seymour 28, Waupaca 17
 Pulaski 35, Appleton West 6
 Bay Port 25, Kaukauna 20
 Monroe 24, Baraboo 7
 Portage 36, Beaver Dam 0
 Plymouth 43, West Bend West 42 (OT)
 Badger 31, Fort Atkinson 22
 Germantown 35, Milwaukee King 0
 Cudahy 56, Cedarburg 14
 Hamilton 16, Whitnall 10
 Brookfield Central 23, Greendale 14

DIVISION 3

Championship: Oconto Falls 28, Slinger 14

Level 4: Oconto Falls 43, Barron 22
 Slinger 21, Waunakee 12

Level 3: Barron 34, Nekoosa 14
 Oconto Falls 20, Kimberly 14
 Waunakee 27, Evansville/Albany 14
 Slinger 31, Sheboygan Falls 8

Level 2: Barron 26, Ashland 7
 Nekoosa 35, Durand 13
 Oconto Falls 22, Freedom 15
 Kimberly 20, New Holstein 7
 Waunakee 35, McFarland 21
 Evansville/Albany 20, Jefferson 17 (OT)
 Sheboygan Falls 12, Mayville 0
 Slinger 26, New Berlin Eisenhower 7

Level 1: Ashland 31, Spooner 30
 Barron 48, New Richmond 14
 Durand 16, Black River Falls 13
 Nekoosa 37, Neillsville/Granton 29
 Oconto Falls 22, West De Pere 21
 Freedom 35, Winneconne 15
 Kimberly 27, Denmark 6
 New Holstein 24, Berlin 20
 Waunakee 47, Richland Center 14
 McFarland 48, Monona Grove 0
 Evansville/Albany 15, Platteville 13
 Jefferson 26, Edgerton 6
 Mayville 35, Kiel 34 (2 OT)
 Slinger 28, Grafton 0
 Sheboygan Falls 12, Brown Deer 7
 New Berlin Eisenhower 21, Elkhorn 7

DIVISION 4

Championship: Wittenberg-Birn. 16, Darlington 0

Level 4: Wittenberg-Birn. 21, Stanley-Boyd 0
 Darlington 29, Lancaster 6

Level 3: Stanley-Boyd 17, Colby 10
 Wittenberg-Birn. 35, Random Lake 16
 Lancaster 34, Viroqua 28
 Darlington 18, Columbus 14

Level 2: Colby 27, Northwestern 6
 Stanley-Boyd 26, Osceola 0
 Wittenberg-Birn. 21, Southern Door 15 (OT)
 Random Lake 26, Kewaunee 8
 Viroqua 38, West Salem 21
 Lancaster 28, Westby 20
 Darlington 35, Markesan 13
 Columbus 28, Lomira 15

Level 1: Northwestern 53, Grantsburg 6
 Osceola 42, Altoona 21
 Stanley-Boyd 23, Baldwin-Woodville 13
 Colby 35, Mondovi 28
 Wittenberg-Birn. 42, Peshtigo 18
 Southern Door 35, Little Chute 7
 Kewaunee 17, Mishicot 8
 Random Lake 21, Laconia 17
 West Salem 43, Westfield 6
 Westby 22, Royall 19
 Viroqua 50, Prairie du Chien 22
 Lancaster 42, Lodi 13
 Markesan 46, Dodgeand 20
 Lomira 21, St. Francis 14
 Columbus 16, Brodhead/Juda 7
 Darlington 42, Clinton 7

DIVISION 5

Championship: Glenwood City 36, Waterloo 14

Level 4: Glenwood City 37, Manawa 0
 Waterloo 34, Melrose-Mindoro 8

Level 3: Glenwood City 50, Thorp 38
 Manawa 17, Crivitz 0
 Melrose-Mindoro 29, Southwestern 26
 Waterloo 30, Shiocton 7

Level 2: Glenwood City 38, Pittsville 0

Thorp 22, Stratford 13
 Crivitz 20, Laona/Wabeno 13
 Manawa 3, Marathon 0
 Southwestern 34, Cochrane-Fountain City 17
 Melrose-Mindoro 34, Fennimore 20
 Shiocton 40, Marshall 14
 Waterloo 32, Wrightstown 13

Level 1: Glenwood City 35, Elk Mound 14

Pittsville 21, Fall Creek 8
 Thorp 28, Edgar 14
 Stratford 42, Owen-Withee 14
 Crivitz 26, Florence 10
 Laona/Wabeno 43, Coleman 36
 Marathon 36, Rosholt 0
 Manawa 45, Iola-Scandinavia 12
 Cochrane-Fountain City 49, North Crawford 26
 Melrose-Mindoro 26, Riverdale 19
 Fennimore 33, Pecatonica/Argyle 20
 Southwestern 21, Cuba City 0
 Shiocton 32, Algoma 22
 Wrightstown 28, Howards Grove 12
 Waterloo 35, Oostburg 26
 Marshall 21, Ozaukee 15

DIVISION 6

Championship: Flambeau 28, River Ridge 14

Level 4: Flambeau 20, Abbotsford 0
 River Ridge 21, Hilbert 10

Level 3: Flambeau 14, Luck 12
 Abbotsford 27, Port Edwards 21 (OT)
 Hilbert 21, Johnson Creek 14
 River Ridge 27, Cassville 10

Level 2: Luck 32, Bruce 0

Flambeau 51, Prairie Farm 6
 Port Edwards 14, Augusta 0
 Abbotsford 31, White Lake/Elcho 16
 Hilbert 28, Mineral Point 23
 Johnson Creek 28, Black Hawk 27
 River Ridge 28, Hillsboro 0
 Cassville 34, Ithaca 8
Level 1: Luck 56, Turtle Lake 0
 Prairie Farm 33, Elmwood 29
 Bruce 38, New Auburn 23
 Flambeau 43, Lake Holcombe 0
 Augusta 22, Whitehall 14
 Port Edwards 28, Blair-Taylor 7
 Abbotsford 45, Almond-Bancroft 7
 White Lake/Elcho 22, Niagara 6
 Hilbert 27, Cambria-Friesland 20
 Mineral Point 43, Randolph 8

Johnson Creek 51, Wis. Sch. for the Deaf 0
 Black Hawk 16, Williams Bay 14
 Hillsboro 40, Weston 14
 River Ridge 41, De Soto 6
 Cassville 25, Seneca 14
 Ithaca 29, Shullsburg 7

1998

DIVISION 1

Championship: D.C. Everest 14, Oak Creek 12

Level 4: D.C. Everest 24, Wis. Rapids Lincoln 21
 Oak Creek 8, Mukwonago 3

Level 3: Wis. Rapids Lincoln 37, Sun Prairie 35
 D.C. Everest 28, Appleton East 7
 Oak Creek 22, Beloit 7

Mukwonago 34, Racine Park 20

Level 2: Appleton East 35, Chippewa Falls 27

D.C. Everest 28, Marshfield 21
 Sun Prairie 35, Stevens Point 7
 Wisconsin Rapids Lincoln 28, Middleton 13
 Oak Creek 48, Janesville Craig 14
 Beloit 42, Milwaukee Washington 20
 Racine Park 24, Arrowhead 11
 Mukwonago 41, Homestead 15

Level 1: Appleton East 22, Wausau West 0

Chippewa Falls 46, Green Bay East 24
 Marshfield 40, Eau Claire Memorial 8
 D.C. Everest 49, Eau Claire North 19
 Sun Prairie 35, Oconomowoc 14
 Stevens Point 35, Oshkosh North 28

Wis. Rapids Lincoln 45, Green Bay Southwest 7
 Middleton 21, Hartford 19
 Oak Creek 50, West Allis Central 6
 Janesville Craig 38, Milwaukee Bay View 13
 Beloit 34, Milwaukee Tech 0
 Milwaukee Washington 53, Racine Horlick 44
 Racine Park 44, Milwaukee Vincent 20
 Arrowhead 45, Milwaukee Riverside 8
 Mukwonago 35, Janesville Parker 0
 Homestead 49, Milwaukee Custer 21

DIVISION 2

Championship: Germantown 21, Ashwaubenon 14

Level 4: Ashwaubenon 31, Tomah 6
 Germantown 34, Waukesha South 28

Level 3: Tomah 14, Menomonee 10
 Ashwaubenon 19, Pulaski 13
 Germantown 21, Monroe 14
 Waukesha South 36, Cudahy 14

Level 2: Tomah 14, New London 13

Menomonee 40, La Crosse Central 14
 Pulaski 24, Bay Port 6
 Ashwaubenon 20, Menasha 9
 Germantown 24, Portage 14
 Monroe 13, Brookfield Central 7
 Waukesha South 30, South Milwaukee 8
 Cudahy 27, Whitnall 7

Level 1: New London 19, Waupaca 16

Tomah 35, Rice Lake 22

Menomonee 45, La Crosse Logan 20

La Crosse Central 24, Medford 14

Pulaski 39, Plymouth 14

Bay Port 14, Port Washington 7

Menasha 35, Marinette 20

Ashwaubenon 19, West Bend East 13

Germantown 28, Hamilton 14

Portage 28, DeForest 3

Monroe 42, Milton 6

Brookfield Central 28, Stoughton 0

South Milwaukee 26, Wilmot 6

Waukesha South 33, Cedarburg 7

Cudahy 17, Muskego 6

Whitnall 41, Milwaukee King 0

DIVISION 3

Championship: Slinger 44, Denmark 20

Level 4: Slinger 33, Waunakee 14
 Denmark 25, Neillsville/Granton 20

Level 3: Neillsville/Granton 15, River Valley 12
 Denmark 28, New Holstein 6
 Waunakee 43, Jefferson 26
 Slinger 41, Elkhorn 26

Level 2: Neillsville/Granton 30, Spooner 24

River Valley 14, Winneconne 12

New Holstein 7, Kimberly 6

Denmark 22, West De Pere 15

Waunakee 57, Delavan-Darien 22

Jefferson 31, McFarland 14

Elkhorn 41, New Berlin West 13

Slinger 29, Pewaukee 13

Level 1: Spooner 20, Ashland 7

Neillsville/Granton 33, Amery 13

River Valley 51, Black River Falls 0

Winneconne 14, Mauston 6 (2 OT)

New Holstein 21, Hortonville 7

Kimberly 33, Luxemburg-Casco 0

Denmark 14, Sturgeon Bay 3

West De Pere 28, Oconto Falls 21

Waunakee 50, Mt. Horeb/Barneveld 8

Delavan-Darien 33, Union Grove 0

McFarland 27, Evansville/Albany 6

Jefferson 46, Edgerton 6

Elkhorn 47, New Berlin Eisenhower 7

New Berlin West 14, Campbellsport 7

Pewaukee 42, Greendale 20

Slinger 13, Sheboygan Falls 0

DIVISION 4

Championship: Colby 21, Random Lake 14

Level 4: Random Lake 14, Darlington 6
 Colby 20, Northwestern 17

Level 3: Northwestern 21, Unity 7
 Colby 25, Nekoosa 14

Darlington 28, Brodhead/Juda 7

Random Lake 28, Peshtigo 21

Level 2: Unity 10, Bloomer 7

Northwestern 29, Baldwin-Woodville 16

Colby 31, Stanley-Boyd 7

Nekoosa 23, Mondovi 14

Brodhead/Juda 27, Columbus 13

Darlington 20, Cuba City 8

Football

Random Lake 35, Markesan 28
Peshtigo 13, Mayville 12
Level 1: Unity 46, Grantsburg 12
Bloomer 20, Prescott 13
Northwestern 22, Park Falls 13
Bald-Wood 26, Gale-Ettrick-Trempealeau 2 (OT)
Colby 48, Wittenberg-Biramwood 14
Stanley-Boyd 20, Manawa 0
Mondovi 26, Gale-Ettrick-Trempealeau 6
Nekoosa 21, Laconia 7
Brodhead/Juda 21, Poynette 0
Columbus 27, Clinton 6
Cuba City 18, Viroqua 14
Darlington 35, Lancaster 13
Random Lake 27, Lomira 12
Markesan 25, Southern Door 15
Mayville 34, Saint Francis 7
Peshtigo 42, Chilton 21

DIVISION 5

Championship: Wrightstown 29, Edgar 8
Level 4: Wrightstown 11, Pecatonica/Argyle 9
Edgar 13, Glenwood City 7
Level 3: Glenwood City 39, Spring Valley 30
Edgar 35, Thorp 13
Pecatonica/Argyle 32, Wisconsin Heights 7
Wrightstown 48, Waterloo 30
Level 2: Spring Valley 63, Bruce 16
Glenwood City 18, Cadott 7
Edgar 39, Stratford 6
Thorp 22, Bonduel 19
Pecatonica/Argyle 42, Melrose-Mindoro 0
Wisconsin Heights 41, Mineral Point 6
Wrightstown 49, Brillion 7
Waterloo 44, Ozaukee 21
Level 1: Bruce 21, Hurley 14
Spring Valley 46, Clear Lake 20
Cadott 43, Colfax 16
Glenwood City 21, Somerset 16
Edgar 31, Coleman 16
Stratford 16, Rosholt 9
Thorp 20, Marathon 0
Bonduel 21, Florence 7
Pecatonica/Argyle 49, Fennimore 7
Melrose-Mindoro 30, Pittsville 22
Mineral Point 48, Royall 6
Wisconsin Heights 28, Marshall 14
Wrightstown 35, Howards Grove 0
Brillion 43, Cambridge 13
Ozaukee 10, Hilbert 9
Waterloo 35, Elkhart Lake-Glenbeulah 10

DIVISION 6

Championship: Lake Holcombe 28, Black Hawk 0
Level 4: Black Hawk 20, De Soto 14
Lake Holcombe 24, Owen-Withee 7
Level 3: Lake Holcombe 38, Flambeau 27
Owen-Withee 21, Iola-Scandinavia 19
De Soto 36, Blair-Taylor 16
Black Hawk 31, Cambria-Friesland 0
Level 2: Flambeau 34, Prairie Farm 13
Lake Holcombe 42, Elmwood 0
Iola-Scandinavia 49, Wausaukee 6
Owen-Withee 28, Shiocton 0
Blair-Taylor 30, Kickapoo 16
De Soto 34, Cashton 0
Black Hawk 36, Ithaca 8
Cambria-Fries. 42, Johnson Creek 22
Level 1: Flambeau 27, Weyerhaeuser/Birch. 20
Prairie Farm 54, Eleva-Strum 14
Lake Holcombe 26, Gilman 14
Elmwood 33, Luck 32
Iola-Scandinavia 46, Princeton 0
Wausaukee 36, Tigerton 26
Shiocton 28, Port Edwards 12
Owen-Withee 47, Abbotsford 12
Blair-Taylor 14, Brookwood 6
Kickapoo 26, Hillsboro 12
De Soto 28, Highland 7
Cashton 33, Seneca 14
Ithaca 23, Benton 20
Black Hawk 35, Randolph 22
Johnson Creek 20, Williams Bay 14 (OT)
Cambria-Friesland 35, Tri-County 7

1999 DIVISION 1

Championship: Homestead 23, Marshfield 13
Level 4: Marshfield 30, Middleton 3
Homestead 21, Beloit 0

Level 3: Middleton 28, Fond du Lac 20
Marshfield 30, Chippewa Falls 6
Homestead 13, Mukwonago 10
Beloit 14, Oak Creek 0
Level 2: Marshfield 21, Stevens Point 13
Chippewa Falls 57, Green Bay East 12
Middleton 14, Sun Prairie 10
Fond du Lac 26, Oshkosh North 14
Mukwonago 27, Janesville Craig 14
Homestead 49, Milwaukee Washington 28
Beloit 21, Milwaukee Technical 0
Oak Creek 55, Racine Horlick 9
Level 1: Marshfield 45, Appleton East 14
Stevens Point 38, Green Bay Preble 13
Green Bay East 35, Neenah 21
Chippewa Falls 50, D.C. Everest 15
Oshkosh North 55, Wis. Rapids Lincoln 14
Fond du Lac 34, Sheboygan North 19
Mukwonago 28, Janesville Parker 19
Janesville Craig 47, Waukesha South 28
Homestead 21, Milwaukee Vincent 0
Milw. Washington 46, Milw. Marshall 6
Milw. Technical 41, Milw. Riverside 30
Beloit 29, West Allis Central 0
Oak Creek 38, Kenosha Tremper 0
Racine Horlick 42, Milwaukee Bay View 6
Middleton 24, Arrowhead 10
Sun Prairie 39, Oconomowoc 19

DIVISION 2

Championship: Menomonee 19, Brookfield Cent. 8
Level 4: Menomonee 28, Ashwaubenon 21
Brookfield Central 34, Wilmot 21
Level 3: Ashwaubenon 48, DeForest 13
Brookfield Central 10, Port Washington 0
Menomonee 34, Rice Lake 18
Wilmot 42, Franklin 7
Level 2: Rice Lake 41, Medford 14
Menomonee 28, Tomah 21
Ashwaubenon 10, Kaukauna 7
DeForest 41, Waupaca 17
Wilmot 13, Badger 7
Franklin 26, Monroe 20 (2 OT)
Port Washington 31, Hamilton 6
Brookfield Central 33, Cedarburg 24
Level 1: Medford 29, Onalaska 28
Rice Lake 42, La Crosse Logan 6
Menomonee 20, Lakeland 14
Tomah 41, Reedsburg 21
Kaukauna 35, Marinette 27
Ashwaubenon 36, Plymouth 14
DeForest 35, Portage 28
Waupaca 30, Bay Port 7
Wilmot 29, New Berlin West 0
Badger 24, Whitnall 23
Monroe 27, Delavan-Darien 14
Franklin 34, Greendale 0
Hamilton 21, Cudahy 0
Port Washington 41, Waukesha North 23
Cedarburg 38, Slinger 6
Brookfield Central 53, Milwaukee Custer 0

DIVISION 3

Championship: Waunakee 37, Black Riv. Falls 14
Level 4: Black River Falls 20, Kimberly 7
Waunakee 24, Sheboygan Falls 17 (OT)
Level 3: Black Riv. Falls 21, Neillsville/Granton 20
Kimberly 41, Wittenberg-Biramwood 28
Waunakee 50, Whitewater 6
Sheboygan Falls 35, Mayville 0
Level 2: Black River Falls 49, Barron 8
Neillsville/Granton 27, Nekoosa 9
Wittenberg-Biramwood 45, Mauston 21
Kimberly 12, Denmark 0
Waunakee 59, Elkhorn 0
Whitewater 27, McFarland 7
Mayville 15, Chilton 13
Sheboygan Falls 29, Campbellsport 0
Level 1: Black River Falls 14, Ellsworth 7
Neillsville/Granton 41, Tomahawk 14
Nekoosa 24, Colby 19
Wittenberg-Biram. 54, Adams-Friend 28
Barron 28, Amery 14
Mauston 21, Berlin 9
Kimberly 43, Clintonville 34
Denmark 20, Winneconne 14
Waunakee 37, River Valley 0
Elkhorn 47, Evansville/Albany 28
McFarland 39, Prairie du Chien 38
Whitewater 13, Monona Grove 10

Chilton 22, Ripon 14
Mayville 21, Columbus 0
Sheboygan Falls 63, Pewaukee 15
Campbellsport 19, Kewaskum 0

DIVISION 4

Championship: Cadott 34, Lancaster 21
Level 4: Cadott 40, Peshtigo 0
Lancaster 26, Poynette 7
Level 3: Cadott 33, Northwestern 7
Peshtigo 14, Oconto 6
Poynette 49, Markesan 28
Lancaster 25, Cuba City 15
Level 2: Cadott 52, Gale-Ettrick-Trempealeau 20
Northwestern 20, Cumberland 3
Peshtigo 21, Brillion 16
Oconto 34, Valders 14
Markesan 26, North Fond du Lac 0
Poynette 22, Westby 19
Lancaster 35, Cambridge 14
Cuba City 28, Darlington 27
Level 1: Cadott 49, Bloomer 13
Gale-Ett.-Trem. 28, Little Wolf (Manawa) 21
Lancaster 52, Palmyra-Eagle 6
Cambridge 44, Ozaukee 11
Cumberland 23, Mondovi 22
Northwestern 28, Baldwin-Woodville 20
Peshtigo 20, Southern Door 14
Brillion 14, Random Lake 7
Oconto 10, Bonduel 0
Valders 21, Howards Grove 12
Markesan 32, Weyauwega-Fremont 19
North Fond du Lac 28, Laconia 14
Poynette 68, Horicon 14
Westby 38, Wisconsin Heights 14
Darlington 14, Clinton 7
Cuba City 28, Brodhead/Juda 14

DIVISION 5

Championship: Edgar 22, Iola-Scandinavia 6
Level 4: Iola-Scandinavia 21, Elk Mound 7
Edgar 35, Pecatonica/Argyle 13
Level 3: Edgar 26, Stratford 6
Elk Mound 17, Boyceville 14
Pecatonica/Argyle 26, Waterloo 20 (OT)
Iola-Scandinavia 19, Florence 3
Level 2: Elk Mound 48, Hurley 13
Boyceville 24, Somerset 22
Iola-Scandinavia 55, Wild Rose 6
Florence 28, Rosholt 6
Edgar 38, Arcadia 0
Stratford 22, Fall Creek 6
Waterloo 33, Riverdale 15
Pecatonica/Argyle 15, River Ridge 6
Level 1: Elk Mound 34, Cameron 12
Hurley 27, Washburn 14
Boyceville 14, Grantsburg 7
Somerset 24, Clear Lake 12
Iola-Scandinavia 32, Wrightstown 0
Wild Rose 14, Oostburg 6
Rosholt 32, Princeton 13
Florence 39, Suring 6
Edgar 44, Osseo-Fairchild 8
Arcadia 33, Royall 6
Fall Creek 34, Spencer 20
Stratford 38, Necedah 8
Riverdale 12, Melrose-Mindoro 7
Waterloo 28, Fennimore 25
River Ridge 28, Pardeeville 16
Pecatonica/Argyle 40, Marshall 34

DIVISION 6

Championship: Owen-Withee 54, Mineral Point 6
Level 4: Owen-Withee 12, Flambeau 0
Mineral Point 7, De Soto 6
Level 3: De Soto 15, Cashton 7
Owen-Withee 35, Wausaukee 0
Mineral Point 13, Black Hawk 0
Flambeau 28, Lake Holcombe 8
Level 2: Flambeau 30, Birchwood/Weyerhaeuser 21
Lake Holcombe 38, Prairie Farm 0
Owen-Withee 13, Pepin 0
Wausaukee 34, Greenwood 20
Cashton 13, Highland 7 (OT)
De Soto 7, Cassville 0
Mineral Point 15, Williams Bay 6
Black Hawk 24, Kohler 14
Level 1: Flambeau 38, Luck 0
Birchwood/Weyerhaeuser 28, Elmwood 12
Prairie Farm 28, Gilman 20
Lake Holcombe 44, Shell Lake 6

Owen-Withee 34, Abbotsford 21
Pepin 36, Eleva-Strum 34 (2 OT)
Wausaukee 54, White Lake/Elcho 16
Greenwood 49, Blair-Taylor 24
Highland 6, Ithaca 0
Cashton 7, Weston 0
Cassville 20, Seneca 6
De Soto 54, Benton/Scales Mound 14
Williams Bay 46, Johnson Creek 6
Mineral Point 25, Randolph 0
Black Hawk 48, Cambria-Friesland 15
Kohler 21, Hustisford 18

2000 DIVISION 1

Championship: Oshkosh North 28, Arrowhead 0
Level 4: Oshkosh North 27, Green Bay Preble 13
Arrowhead 18, Waukesha West 17
Level 3: Green Bay Preble 20, D.C. Everest 16
Oshkosh North 23, Fond du Lac 0
Waukesha West 34, Janesville Parker 14
Arrowhead 35, Marquette University H.S. 7
Level 2: D.C. Everest 24, Marshfield 0
Green Bay Preble 14, Chippewa Falls 6
Oshkosh North 35, Oshkosh West 0
Fond du Lac 42, Oconomowoc 13
Waukesha West 42, Middleton 21
Janesville Parker 25, Madison La Follette 7
Marquette Univ. H.S.45, Milw. River. Univ. 8
Arrowhead 33, West Allis Central 20
Level 1: D.C. Everest 31, Appleton East 10
Marshfield 20, Green Bay East 7
Green Bay Preble 28, Merrill 20
Chippewa Falls 41, Stevens Point 36
Oshkosh North 29, Manitowoc 8
Oshkosh West 14, Menomonee Falls 7
Oconomowoc 21, Neenah 10
Fond du Lac 35, Sun Prairie 28
Waukesha West 42, Oak Creek 29
Middleton 35, Muskego 14
Janesville Parker 28, Mukwonago 27
Madison La Follette 22, Kenosha Tremper 16
Marquette Univ.H.S. 35, Waukesha North 24
Milw. Riverside Univ. 20, Milw. Hamilton 15
Arrowhead 29, Milwaukee Technical 16
West Allis Central 24, Milwaukee Vincent 20

DIVISION 2

Championship: Ashwaubenon 19, Hamilton 12
Level 4: Ashwaubenon 35, Menomonee 14
Hamilton 20, Monroe 15
Level 3: Menomonee 29, La Crosse Logan 21
Ashwaubenon 14, Germantown 7
Monroe 21, Wilmot 20
Hamilton 29, Wisconsin Lutheran 13
Level 2: Menomonee 14, Tomah 7
La Crosse Logan 49, Rice Lake 33
Germantown 31, De Pere 7
Ashwaubenon 34, Marinette 15
Monroe 28, Catholic Memorial (Waukesha) 14
Wilmot, 33, Fort Atkinson 27 (2 OT)
Hamilton 6, Cedarburg 0
Wisconsin Lutheran 33, Whitefish Bay 21
Level 1: Tomah 28, Medford 21
Menomonee 30, Reedsburg Area 14
Rice Lake 48, Lakeland 0
La Crosse Logan 49, River Falls 32
Germantown 47, Plymouth 0
De Pere 20, Waupaca 17 (OT)
Marinette 22, Port Washington 21
Ashwaubenon 26, West Bend East 14
Catholic Memorial (Waukesha) 41, Slinger 7
Monroe 40, Westosha Central 13
Wilmot 21, New Berlin West 20 (OT)
Fort Atkinson 13, Oregon 7
Cedarburg 47, Milwaukee Custer 3
Hamilton 46, Cudahy 6
Whitefish Bay 36, Whitnall 32
Wisconsin Lutheran 40, Greendale 8

DIVISION 3

Championship: Sheb. Falls 41,
Notre Dame (Gr. Bay) 0
Level 4: Notre Dame (Gr. Bay) 35, Bl. Riv. Falls 0
Sheboygan Falls 28, Waunakee 9
Level 3: Black River Falls 9, Mauston 0
Notre Dame (Gr. Bay) 17, Fox Valley Luth. 14
Waunakee 35, McFarland 14
Sheboygan Falls 27, Watertown Luther Prep 7
Level 2: Black Riv. Falls 21, Neillsville/Granton 0
Mauston 37, Durand 0

Fox Valley Lutheran 20, Wittenberg-Biram. 6
 Notre Dame (Gr. Bay) 35, Winneconne 14
 Waunakee 10, Madison Edgewood 0
 McFarland 28, Milwaukee Thomas More 17
 Sheboygan Falls 34, Chilton 0
 Watertown Luther Prep 30, Mayville 7
Level 1: Neillsv./Granton 33, Adams-Friend. 6
 Black River Falls 43, Amery 13
 Durand 18, Aquinas (La Crosse) 7
 Mauston 23, Prairie du Chien 7
 Wittenberg-Biramwood 24, Tomahawk 14
 Fox Valley Luth. 36, Luxemburg-Casco 15
 Winneconne 14, Clintonville 6
 Notre Dame (Green Bay) 14, Denmark 10
 Waunakee 42, Mount Horeb/Barneveld 3
 Madison Edgewood 40, Saint Francis 0
 Milwaukee Thomas More 38, Elkhorn Area 6
 McFarland 42, New Berlin Eisenhower 7
 Sheboygan Falls 35, Berlin 0
 Chilton 34, Kewaskum 27
 Mayville 42, Pewaukee 7
 Watertown Luther Prep 21, Campbellsport 0

DIVISION 4

Championship: Lancaster 14, Prescott 7
Level 4: Prescott 37, Kewaunee 12
 Lancaster 24, St. Mary's Springs 17 (2 OT)
Level 3: Prescott 15, Northwestern 13
 Kewaunee 22, Peshigo 7
 Lancaster 37, Darlington 14
 St. Mary's Springs 37, Laconia 6
Level 2: Northwestern 28, Gale-Etrick-Tr. 6
 Prescott 38, Westby 35 (OT)
 Peshigo 35, Southern Door 10
 Kewaunee 20, Wrightstown 13
 Darlington 13, Pecatonica/Argyle 10
 Lancaster 52, Poynette 14
 Laconia 46, Valders 6
 St. Mary's Springs 56, Palmyra-Eagle 0
Level 1: Northwestern 22, Cadott 16
 Gale-Etrick-Tremp. 27, Baldwin-Wood. 12
 Westby 32, Bloomer 26
 Prescott 33, Cumberland 20
 Peshigo 53, Oconto 28
 Southern Door 27, Little Wolf 14
 Kewaunee 28, Bonduel 27
 Wrightstown 33, Weyauwega-Fremont 14
 Pecatonica/Argyle 29, Cambridge 14
 Darlington 27, Clinton 26
 Poynette 17, Brodhead/Juda 14
 Lancaster 56, Evansville 14
 Laconia 42, Lakeside Lutheran 0
 Valders 40, Howards Grove 12
 Palmyra-Eagle 32, Markesan 13
 Saint Mary's Springs 33, N. Fond du Lac 12

DIVISION 5

Championship: Osseo-Fairchild 32, Edgar 6
Level 4: Edgar 11, Glenwood City 9
 Osseo-Fairchild 21, Hilbert 14
Level 3: Glenwood City 20, Flambeau 16
 Edgar 16, Stratford 0
 Osseo-Fairchild 28, Riverdale 7
 Hilbert 40, Pardeeville 10
Level 2: Flambeau 48, Grantsburg 20
 Glenwood City 26, Somers 2
 Edgar 22, Auburndale 13
 Stratford 43, Florence 6
 Riverdale 27, Wild Rose 18
 Osseo-Fairchild 41, Cochrane-Fountain City 8
 Pardeeville 35, Oostburg 9
 Hilbert 38, Marshall 26
Level 1: Flambeau 50, Hurley 20
 Grantsburg 17, Washburn 14
 Glenwood City 49, Thorp 13
 Somers 39, Clear Lake 0
 Edgar 50, Rosholt 0
 Auburndale 17, Pacelli (Stevens Point) 14
 Stratford 46, Gillett 0
 Florence 35, Wausaukee 0
 Wild Rose 23, Royall 20
 Riverdale 7, Cashton 0
 Osseo-Fairchild 46, Melrose-Mindoro 6
 Cochrane-Fountain City 41, North Crawford 6
 Oostburg 49, Iola-Scandinavia 26
 Pardeeville 25, Kenosha St. Joseph 20
 Hilbert 50, University School of Milwaukee 0
 Marshall 29, Ozaukee 28

DIVISION 6

Championship: Spring Valley 8, Highland 0

Level 4: Spring Valley 32, Necedah 0
 Highland 12, Black Hawk 6
Level 3: Spring Valley 35, Prairie Farm 16
 Necedah 24, Assumption (Wis. Rapids) 0
 Highland 26, Cassville 7
 Black Hawk 29, Cath. Cent. (Burlington) 21
Level 2: Prairie Farm 18, Lake Holcombe 0
 Spring Valley 27, Gilman 7
 Necedah 42, White Lake/Elcho 20
 Assumption (Wis. Rap.) 49, Owen-Withee 13
 Highland 40, Southwestern 8
 Cassville 26, Ithaca 20
 Black Hawk 35, Randolph 13
 Catholic Cent. (Burlington) 48, Shullsburg 35
Level 1: Prairie Farm 36, Plum City 20
 Lake Holcombe 41, Turtle Lake 8
 Gilman 48, Birchwood/Weyerhaeuser 6
 Spring Valley 69, Clayton 0
 Necedah 42, Columbus (Marshfield) 0
 White Lake/Elcho 22, Port Edwards 6
 Assumption (Wis. Rapids) 62, Alm.-Banc. 6
 Owen-Withee 17, Abbotsford 14
 Highland 28, De Soto 12
 Southwestern 31, Benton/Scales Mound 26
 Ithaca 37, Blair-Taylor 22
 Cassville 34, Seneca 26
 Randolph 34, Racine Lutheran 25
 Black Hawk 41, Princeton 25
 Shullsburg 28, Hustisford 48
 Catholic Central (Burl.) 48, Johnson Creek 0

**2001
 DIVISION 1**

Championship: Marshfield 24, Ken. Tremper 7
Level 4: Marshfield 41, Homestead 20
 Kenosha Tremper 42, Janesville Parker 7
Level 3: Homestead 28, Neenah 3
 Janesville Parker 34, Middleton 13
 Kenosha Tremper 28, Muskego 13
 Marshfield 31, Bay Port 14
Level 2: Bay Port 23, La Crosse Central 15
 Homestead 36, Menomonee Falls 14
 Janesville Parker 22, Madison La Follette 8
 Kenosha Tremper 28, Oak Creek 14
 Marshfield 16, D.C. Everest 7
 Middleton 24, Oconomowoc 7
 Muskego 50, Marquette University H.S. 45
 Neenah 20, Fond du Lac 17
Level 1: Bay Port 24, Green Bay Southwest 7
 D.C. Everest 38, Green Bay Preble 7
 Fond du Lac 35, Manitowoc Lincoln 21
 Homestead 41, Oshkosh North 13
 Janesville Parker 14, Waukesha West 0
 Kenosha Tremper 42, Milwaukee Bay View 7
 La Crosse Central 32, Wis. Rapids Lincoln 9
 Madison La Follette 31, Mukwonago 24
 Marshfield 31, Chippewa Falls 22
 Menomonee Falls 42, Milwaukee Vincent 6
 Middleton 7, Arrowhead 0
 Marquette Univ. H.S. 52, Racine Horlick 28
 Muskego 28, Milwaukee Riverside Union 8
 Neenah 27, Hartford Union 7
 Oak Creek 41, Milwaukee Technical 0
 Oconomowoc 27, Sun Prairie 18

DIVISION 2

Championship: Ashwaubenon 27,
 Cath. Mem. (Wauk.) 7
Level 4: Catholic Mem. (Wauk.) 20, Milton 14
 Ashwaubenon 31, Menomonee 6
Level 3: Cath. Mem. (Wauk.) 35, Wauk. No. 34 (2 OT)
 Ashwaubenon 20, Cedarburg 14
 Menomonee 29, Wausau East 23
 Milton 34, Verona Area 12
Level 2: Ashwaubenon 35, De Pere 0
 Cath. Mem. (Wauk.) 14, Brookfield Cent. 7
 Cedarburg 23, Germantown 22
 Menomonee 36, Rice Lake 18
 Milton 32, DeForest 10
 Verona Area 20, Wilmot Union 7
 Waukesha North 39, Franklin 19
 Wausau East 40, Medford Area 0
Level 1: Ashwaubenon 23, Kaukauna 10
 Brookfield Central 55, Milwaukee Custer 13
 Catholic Mem. (Waukesha) 24, Wis. Luth. 14
 Cedarburg 44, Marinette 20
 DeForest 26, Hamilton (Sussex) 7
 De Pere 21, Port Washington 14
 Franklin 12, Cudahy 7

Germantown 42, Slinger 13
 Medford 30, Merrill 28
 Menomonee 45, Sparta 14
 Milton 33, Badger 21
 Rice Lake 38, Lakeland 21
 Verona Area 34, Fort Atkinson 13
 Waukesha North 28, Whitnall 16
 Wausau East 35, Hudson 21
 Wilmot Union 24, Monroe 7

DIVISION 3

Championship: Fox Vall. Luth. 23, Waunakee 13
Level 4: Waunakee 45, Mayville 14
 Fox Valley Lutheran 14, Durand 0
Level 3: Durand 18, Mauston 15
 Fox Valley Lutheran 21, Waupaca 14 (OT)
 Mayville 42, New Berlin Eisenhower 6
 Waunakee 21, Monona Grove 20
Level 2: Durand 22, Amery 16
 Fox Valley Lutheran 10, Sheboygan Falls 0
 Mauston 22, Altoona 21
 Mayville 14, Whitefish Bay 6
 Monona Grove 19, Madison Edgew. 13 (OT)
 New Ber. Eis. 28, Watertown Lut. Prep 21 (3 OT)
 Waunakee 43, McFarland 17
 Waupaca 42, Ripon 6
Level 1: Altoona 23, Osceola 0
 Amery 47, Tomahawk 12
 Durand 40, Black River Falls 7
 Fox Valley Luth. 21, Notre Dame (Gr. Bay) 0
 Madison Edgewood 34, Brodhead/Juda 25
 Mauston 35, Wittenberg-Biramwood 8
 Mayville 49, Pewaukee 14
 McFarland 24, River Valley 21
 Monona Grove 33, Prairie du Chien 12
 New Berlin Eisenhower 16, Kewaskum 15
 Ripon 30, Freedom 27
 Sheboygan Falls 14, Berlin 0
 Watertown Luther Prep 18, Greendale 9
 Waunakee 35, Edgerton 0
 Waupaca 14, Winneconne 7
 Whitefish Bay 18, Campbellsport 13

DIVISION 4

Championship: Lancaster 49, Kewaunee 20
Level 4: Kewaunee 20, Bloomer 16
 Lancaster 50, St. Mary's Spr. (Fond du Lac) 23
Level 3: Bloomer 46, Stanley-Boyd 19
 Kewaunee 21, Algoma 6
 Lancaster 30, West Salem 14
 St. Mary's Spr. (Fond du Lac) 28, Palmyra-Ea. 0
Level 2: Algoma 25, Valders 20
 Bloomer 26, Mondovi 22
 Kewaunee 35, Peshigo 6
 Lancaster 49, Gale-Etrick-Trempealeau 20
 Palmyra-Eagle 28, Lomira 19
 St. Mary's Spr. (Fond du Lac) 36, Markesan 18
 Stanley-Boyd 40, Cadott 34
 West Salem 36, Poynette 29 (OT)
Level 1: Algoma 24, Chilton 17
 Bloomer 42, Prescott 14
 Cadott 28, Northwestern 21
 Gale-Etrick-Trempealeau 24, Darlington 14
 Kewaunee 38, Wrightstown 16
 Lancaster 52, Lodi 14
 Lomira 32, Random Lake 8
 Markesan 21, Lakeside Lutheran 7
 Mondovi 38, Cumberland 8
 Palmyra-Eagle 42, Saint Francis 7
 Peshigo 28, Southern Door 20
 Poynette 41, Columbus 33
 St. Mary's Spr. (Fond du Lac) 39, Laconia 34
 Stanley-Boyd 34, Ladysmith 21
 Valders 34, Weyauwega-Fremont 20
 West Salem 38, New Glarus/Monticello 8

DIVISION 5

Championship: Edgar 8, Kenosha St. Joseph 0
Level 4: Edgar 6, Stratford 0
 Kenosha St. Joseph 27, Auburndale 21
Level 3: Auburndale 43, Fennimore 23
 Edgar 17, Wausaukee 0
 Ken. St. Joseph 24, Pecatonica/Arg. 21 (OT)
 Stratford 29, Boyceville 19
Level 2: Auburndale 40, Melrose-Mindoro 7
 Boyceville 28, Osseo-Fairchild 7
 Edgar 45, Wabeno/Laona 0
 Fennimore 42, Cochrane-Fountain City 23
 Kenosha St. Joseph 32, Howards Grove 20
 Pecatonica/Argyle 32, Waterloo 6
 Stratford 39, Elk Mound 7

Wausaukee 22, Florence 8
Level 1: Auburndale 42, Rosholt 7
 Boyceville 39, Washburn 0
 Cochrane-Fountain City 39, No. Crawford 6
 Edgar 37, Iola-Scandinavia 0
 Elk Mound 41, Grantsburg 13
 Fennimore 28, River Ridge 26
 Florence 8, Amherst 3
 Howards Grove 20, Dodgeland 17 (OT)
 Kenosha St. Joseph 27, Marshall 19
 Melrose-Mindoro 25, Royall 7
 Osseo-Fairchild 20, Glenwood City 17
 Pecatonica/Argyle 24, Mineral Point 13
 Stratford 57, Hurley 7
 Wabeno/Laona 35, Coleman 18
 Waterloo 21, Pardeeville 14
 Wausaukee 41, Saint Mary Central 22

DIVISION 6

Championship: Spring Valley 34, Hilbert 3
Level 4: Hilbert 41, Ithaca 8
 Spring Valley 21, Owen-Withee 15
Level 3: Hilbert 41, Black Hawk 20
 Ithaca 20, Augusta 6
 Owen-Withee 53, Port Edwards 6
 Spring Valley 48, Turtle Lake 12
Level 2: Augusta 14, Seneca 6
 Black Hawk 14, Highland 7
 Hilbert 48, Catholic Cent. (Burlington) 12
 Ithaca 26, Regis (Eau Claire) 13
 Owen-Withee 28, Thorp 0
 Port Edwards 20, Pacelli (Stevens Point) 13
 Spring Valley 33, Luck 0
 Turtle Lake 14, Lake Holcombe 13
Level 1: Augusta 37, Independence 15
 Black Hawk 48, Randolph 6
 Cath. Cent. (Burlington) 49, Williams Bay 26
 Highland 22, Cambria-Friesland 8
 Hilbert 56, Racine Lutheran 6
 Ithaca 30, New Lisbon 14
 Lake Holcombe 18, Flambeau 14
 Luck 48, Bruce 0
 Owen-Withee 41, Assumption (Wis. Rap.) 12
 Pacelli (Stevens Point) 28, Almond-Bancr. 6
 Port Edwards 23, Necedah 0
 Regis (Eau Claire) 34, De Soto 6
 Seneca 16, Brookwood 0
 Spring Valley 61, New Auburn 0
 Thorp 33, Abbotsford 6
 Turtle Lake 52, Weyerhaeuser/Birchwood 20

**2002
 DIVISION 1**

Championship: Marshfield 20, Arrowhead 14
Level 4: Marshfield 13, Homestead 6
 Arrowhead 48, Oak Creek 31
Level 3: Marshfield 42, Green Bay Preble 6
 Homestead 35, Oshkosh North 18
 Arrowhead 42, Madison La Follette 41
 Oak Creek 22, Janesville Parker 21
Level 2: Green Bay Preble 17, Stevens Point 7
 Marshfield 7, D.C. Everest 6
 Oshkosh North 13, Hartford Union 10
 Homestead 21, Fond du Lac 14
 Mad. La Follette 17, Marquette Univ. H.S. 14
 Arrowhead 35, Middleton 7
 Janesville Parker 14, Mukwonago 12
 Oak Creek 21, Kenosha Tremper 14
Level 1: Green Bay Preble 24, Wausau West 22
 Stevens Point 38, Eau Claire Memorial 14
 D.C. Everest 34, Appleton North 6
 Marshfield 35, Chippewa Falls 0
 Oshkosh North 33, Manitowoc Lincoln 6
 Hartford Union 10, Oshkosh West 6
 Homestead 49, Milwaukee Madison 0
 Fond du Lac 38, Milwaukee Vincent 7
 Marq. Univ. H.S. 28, Milw. Bay V/Life. Le. 0
 Madison La Follette 55, Muskego 3
 Middleton 23, Oconomowoc 20
 Arrowhead 36, Madison Memorial 0
 Janes. Parker 49, Ken. Bradford/Reuther 30
 Mukwonago 10, Racine Horlick 6
 Kenosha Tremper 14, Janesville Craig 13
 Oak Creek 49, Milwaukee Hamilton 6

DIVISION 2

Championship: Menomonee 17, Brook. Cen. 14
Level 4: Menomonee 28, Germantown 14
 Brookfield Central 9, Verona Area 6
Level 3: Menomonee 30, Rice Lake 13

Football

Germantown 41, Ashwaubenon 26
Verona Area 25, Milton 6
Brookfield Central 27, Franklin 21
Level 2: Menomonie 31, Bay Port 6
Rice Lake 14, Tomah 7
Ashwaubenon 50, Menomonee Falls 49 (OT)
Germantown 30, Cedarburg 16
Milton 20, Catholic Memorial 16
Verona Area 28, Waukesha West 20
Franklin 35, Greenfield 21
Brookfield Central 17, Brookfield East 10
Level 1: Menomonie 23, La Crosse Central 0
Bay Port 17, Wausau East 0
Tomah 14, Pulaski 0
Rice Lake 28, Lakeland 13
Ashwaubenon 34, Green Bay East 24
Menomonee Falls 34, De Pere 14
Germantown 34, Kaukauna 7
Cedarburg 40, Appleton East 10
Milton 35, Kettle Moraine 14
Catholic Memorial 26, DeForest 14
Waukesha West 38, Fort Atkinson 7
Verona Area 34, Delavan-Darien 7
Greenfield 14, Milwaukee Custer 13
Franklin 35, Wilmot Union 10
Brookfield East 51, Badger 34
Brookfield Central 49, Milwaukee King 6

DIVISION 3

Championship: Waunakee 24, Waupaca 21
Level 4: Waupaca 23, Mosinee 7
Waunakee 14, Wisconsin Lutheran 7
Level 3: Holmen 20, Mosinee 19
Waupaca 21, Campbellsport 14
Waunakee 41, McFarland 0
Wisconsin Lutheran 40, New Berlin Eisen. 7
Level 2: Mosinee 34, Black River Falls 27
Holmen 31, Medford Area 7
Campbellsport 19, Luxemburg-Casco 3
Waupaca 17, Plymouth 3
McFarland 22, Madison Edgewood 7
Waunakee 27, Sauk Prairie 21 (2 OT)
Wisconsin Lutheran 20, Pewaukee 6
New Berlin Eisen. 23, Milw. Lutheran 13
Level 1: Black River Falls 29, Adams-Friend. 0
Mosinee 45, Tomahawk 24
Medford Area 24, Amery 8
Holmen 29, New Richmond 13
Campbellsport 14, Slinger 0
Luxemburg-Casco 35, Kewaskum 10
Plymouth 19, Notre Dame 14
Waupaca 35, New London 30
McFarland 22, Mount Horeb/Barneveld 6
Madison Edgewood 20, Richland Center 8
Sauk Prairie 21, Monona Grove 13
Waunakee 47, Wisconsin Dells 14
Pewaukee 45, Thomas More 14
Wisconsin Lutheran 42, Cudahy 12
New Berlin Eisenhower 17, East Troy 0
Milwaukee Lutheran 19, Greendale 7

DIVISION 4

Championship: Lancaster 33, West Salem 6
Level 4: West Salem 42, Oconto 28
Lancaster 35, Kewaunee 34 (OT)
Level 3: West Salem 33, Bloomer 30
Oconto 18, Ripon 13
Lancaster 27, Evansville 24
Kewaunee 28, Valders 20
Level 2: Bloomer 34, Baldwin-Woodville 28
West Salem 25, Cumberland 7
Oconto 28, Wittenberg-Biramwood 15
Ripon 35, Freedom 14
Evansville 21, Columbus 13
Lancaster 28, Lodi 20
Valders 29, Watertown Luther Prep School 12
Kewaunee 38, Saint Francis 20
Level 1: Bloomer 21, Altoona 0
Baldwin-Woodville 41, Barron 20
W. Salem 33, Spencer/Marshfield Columb. 6
Cumberland 28, Durand 14
Wittenberg-Biramwood 22, Winneconne 7
Oconto 43, Little Chute 34
Freedom 28, Southern Door 19
Ripon 42, Xavier 25
Evansville 21, Jefferson 17
Columbus 21, Dodgeville 0
Lodi 24, Prairie du Chien 6
Lancaster 21, Brodhead/Juda 12
Valders 59, Winnebago Lutheran Academy 20

Watertown Luther Prep Sch. 28, Sheb. Falls 6
Saint Francis 54, Horicon 6
Kewaunee 21, Mayville 14

DIVISION 5

Championship: Somerset 28, Marshall 20
Level 4: Somerset 37, Auburndale 25
Marshall 27, Palmyra-Eagle 13
Level 3: Somerset 35, Ladysmith 16
Auburndale 40, Weyauwega-Fremont 18
Palmyra-Eagle 24, Darlington 14
Marshall 21, Poynette 15
Level 2: Somerset 33, Colby 11
Ladysmith 23, Chetek 0
Auburndale 27, Bonduel 13
Weyauwega-Fremont 35, Peshigo 7
Darlington 35, Pardeeville 0
Palmyra-Eagle 34, New Glarus/Monticello 6
Marshall 35, Wrightstown 22
Poynette 30, Lomira 19
Level 1: Somerset 35, Boyceville 21
Colby 14, Saint Croix Central 7 (OT)
Chetek 19, Grantsburg 7
Ladysmith 15, Stanley-Boyd 14
Auburndale 62, Little Wolf 0
Bonduel 39, Crivitz 15
Peshigo 28, North Fond du Lac 21
Weyauwega-Fremont 22, Random Lake 16
Darlington 37, Belleville/Albany 13
Pardeeville 14, Westby 13
Palmyra-Eagle 55, Lakeside Lutheran 21
New Glarus/Monticello 10, Parkview 6
Marshall 38, Ozaukee 2
Wrightstown 42, Univ. School of Milw. 14
Lomira 27, Brillion 14
Poynette 45, Oostburg 20

DIVISION 6

Championship: Saint Mary's Spr. 16, Hilbert 14
Level 4: Hilbert 31, Thorp 6
Saint Mary's Springs 34, Edgar 8
Level 3: Thorp 31, Flambeau 12
Hilbert 9, Stratford 7
Edgar 27, Pittsville 12
Saint Mary's Springs 28, Pecatonica/Argyle 7
Level 2: Flambeau 42, Luck 14
Thorp 47, Elk Mound 20
Hilbert 27, Saint Mary Central 21
Stratford 35, Wabeno/Laona 0
Edgar 22, Melrose-Mindoro 14
Pittsville 24, Osseo-Fairchild 21 (2 OT)
Pecatonica/Argyle 30, River Ridge 8
Saint Mary's Springs 42, Ken. St. Joseph 14
Level 1: Flambeau 26, Hurley 8
Luck 37, Spring Valley 34
Thorp 50, Athens 22
Elk Mound 35, Cameron 0
Saint Mary Central 38, Florence 35
Hilbert 36, Coleman 0
Wabeno/Laona 26, Wausaukee 25
Stratford 56, Iola-Scandinavia 0
Melrose-Mindoro 32, Royall 6
Edgar 32, Arcadia 7
Osseo-Fairchild 20, Abbotsford 13
Pittsville 13, New Lisbon 0
Pecatonica/Argyle 6, Fennimore 0
River Ridge 41, Catholic Central 14
Kenosha St. Joseph 49, Southwestern 14
Saint Mary's Springs 39, Dodgegland 0

DIVISION 7

Championship: Cambria-Fries. 14, Regis 10
Level 4: Regis 21, Pacelli 14
Cambria-Friesland 42, Eleva-Strum 0
Level 3: Regis 25, Greenwood 6
Pacelli 27, Almond-Bancroft 19
Eleva-Strum 19, De Soto 12
Cambria-Friesland 22, Randolph 14
Level 2: Greenwood 36, Lake Holcombe 6
Regis 21, Weyerhaeuser/Birchwood 12
Almond-Bancroft 34, Hillsboro 20
Pacelli 40, Valley Christian 6
De Soto 27, Elmwood 16
Eleva-Strum 33, Pepin 8
Cambria-Friesland 22, Black Hawk 14
Randolph 21, Seneca 14
Level 1: Lake Holcombe 32, Frederic 22
Greenwood 34, Prairie Farm 0
Regis 42, Shell Lake 0
Weyerhaeuser/Birchwood 42, Owen-With. 20
Almond-Ban. 41, Oneida Nat./Gr. Bay Chr. 14

Hillsboro 24, Port Edwards 17
Valley Christian 21, Tigerton 20
Pacelli 34, Elcho/White Lake 12
De Soto 48, Bangor 16
Elmwood 26, Kickapoo 6
Eleva-Strum 20, Plum City 14
Pepin 14, Independence 13
Cambria-Friesland 50, Racine Lutheran 14
Black Hawk 26, Ithaca 14
Seneca 16, Belmont 6
Randolph 55, Williams Bay 7

2003

DIVISION 1

Championship: D.C. Everest 42, Arrowhead 7
Level 4: D.C. Everest 35, Homestead 7
Arrowhead 26, Oak Creek 25
Level 3: D.C. Everest 54, La Crosse Central 13
Homestead 49, Marquette University H.S. 35
Oak Creek 21, West Allis Central 17
Arrowhead 10, Janesville Parker 6
Level 2: La Crosse Cent. 42, Oshkosh North 6
D.C. Everest 36, Stevens Point 13
Homestead 20, Hartford Union 13
Marquette Univ. H.S. 14, Madison Mem. 13
West Allis Cent. 13, Milw. Brad. Tech. 12 (OT)
Oak Creek 55, Milwaukee Hamilton 6
Arrowhead 14, Mukwonago 10
Janesville Parker 41, Racine Horlick 12
Level 1: Oshkosh North 36, Sheb. South 26
La Crosse Central 14, Oshkosh West 13
Stevens Point 30, Manitowoc Lincoln 17
D.C. Everest 35, Neenah 14
Homestead 27, Fond du Lac 10
Hartford Union 28, Madison East 7
Madison Memorial 28, Watertown 6
Marquette University H.S. 24, Middleton 0
Oak Creek 42, Milwaukee Vincent 6
Milw. Hamilton 14, Milw. Madison 8 (OT)
West Allis Central 20, Milw. Bay View 6
Milwaukee Bradley Tech. 41, Milw. South 0
Mukwonago 37, Janesville Craig 6
Arrowhead 42, Racine Park 24
Racine Horlick 31, Kettle Moraine 14
Janesville Parker 41, Ken. Bradford/Reuther 8

DIVISION 2

Championship: Germantown 28, Menomonie 13
Level 4: Menomonie 22, Bay Port 20
Germantown 7, DeForest 3
Level 3: Menomonie 10, Marshfield 6
Bay Port 21, Menasha 0
DeForest 10, Fort Atkinson 7
Germantown 14, Cedarburg 6
Level 2: Menomonie 49, Sauk Prairie 15
Marshfield 28, Hudson 21
Bay Port 31, De Pere 0
Menasha 21, Slinger 7
Fort Atkinson 20, Oregon 14
DeForest 40, Franklin 8
Cedarburg 59, Wauwatosa East 22
Germantown 35, Brookfield East 6
Level 1: Menomonie 47, Sparta 7
Sauk Prairie 41, Antigo 15
Hudson 9, Wausau East 0
Marshfield 24, Lakeland 6
Bay Port 21, Kaukauna 0
De Pere 28, Green Bay Southwest 21
Slinger 21, Beaver Dam 18
Menasha 14, Ashwaubenon 13
Fort Atkinson 35, Westosha Central 0
Oregon 32, Badger 28
Franklin 45, Wilmot Union 14
DeForest 24, Milton 2
Wauwatosa East 24, Milwaukee Custer 20
Cedarburg 64, Milwaukee King 14
Germantown 20, Menomonee Falls 7
Brookfield East 42, Port Washington 7

DIVISION 3

Championship: Notre Dame 48, Wis. Luth. 27
Level 4: Notre Dame 27, Medford Area 22
Wisconsin Lutheran 42, Waunakee 7
Level 3: Medford Area 39, Waupaca 21
Notre Dame 34, Luxemburg-Casco 0
Waunakee 56, Holmen 26
Wisconsin Lutheran 49, Monona Grove 28
Level 2: Waupaca 34, Amery 21
Medford Area 50, Mosinee 36

Luxemburg-Casco 21, Little Chute 0
Notre Dame 24, Catholic Memorial 0
Waunakee 10, Madison Edgewood 7
Holmen 27, Black River Falls 0
Monona Grove 18, Monroe 10
Wis. Lutheran 59, New Berlin Eisen. 28
Level 1: Waupaca 40, Tomahawk 12
Amery 14, Rice Lake 6
Medford Area 38, Ellsworth 6
Mosinee 38, Northland Pines/Phelps 0
Luxemburg-Casco 28, New London 6
Little Chute 42, Pewaukee 7
Catholic Memorial 28, Plymouth 0
Notre Dame 35, Seymour 7
Waunakee 49, Berlin 14
Mad. Edgewood 20, Adams-Friendship 12
Black River Falls 20, Onalaska 0
Holmen 43, Mauston 27
Monona Grove 48, Edgerton 12
Monroe 10, Cudahy 7
Wisconsin Lutheran 42, Thomas More 16
New Berlin Eisenhower 42, Elkhorn Area 0

DIVISION 4

Championship: Ripon 21, Brodhead/Juda 7
Level 4: Ripon 56, Wittenberg-Biramwood 20
Brodhead/Juda 20, Watertown Luth. Prep Sch. 14
Level 3: Witten-Birn. 43, Gale-Etrick-Tr. 42
Ripon 41, Winnebago Lutheran Academy 26
Brodhead/Juda 29, Dodgeville 12
Watertown Luther Prep Sch. 17, Columbus 7
Level 2: Wittenberg-Birn. 28, Northwestern 20
Gale-Etrick-Trempe. 42, Osceola 41 (OT)
Ripon 56, Oconto 42
Winnebago Luth. Ac. 28, Weyauwega-Frem. 6
Dodgeville 41, Lodi 14
Brodhead/Juda 12, Evansville 7
Watertown Luther Prep Sch. 21, Mayville 14
Columbus 14, Saint Francis 6
Level 1: Wittenberg-Birn. 38, West Salem 0
Northwestern 32, Colby 21
Osceola 43, Barron 19
Gale-Etrick-Trempealeau 41, Aquinas 0
Ripon 48, Valders 13
Oconto 33, Xavier 22
Weyauwega-Fremont 7, Wautoma 0
Winnebago Lutheran Ac. 28, Kewaunee 21
Dodgeville 34, Big Foot 13
Lodi 42, Platteville 25
Evansville 34, River Valley 7
Brodhead/Juda 28, Lancaster 6
Watertown Luth. Prep Sch. 28, Lakeside Luth. 0
Mayville 28, Campbellsport 6
Saint Francis 27, Sheboygan Falls 20
Columbus 35, Lomira 20

DIVISION 5

Championship: Brillion 30, Poynette 13
Level 4: Brillion 14, Ladysmith 7
Poynette 28, Kenosha St. Joseph 19
Level 3: Ladysmith 41, Somerset 6
Brillion 27, Mishicot 17
Poynette 21, Cuba City 13
Kenosha St. Joseph 51, Martin Luther 14
Level 2: Ladysmith 48, Mondovi 24
Somerset 46, Cadott 21
Mishicot 35, Bonduel 14
Brillion 56, Wrightstown 21
Poynette 38, Wisconsin Heights 15
Cuba City 32, Westby 19
Kenosha St. Joseph 41, Pardeeville 6
Martin Luther 12, Marshall 6
Level 1: Ladysmith 28, Rib Lake/Prentice 6
Mondovi 14, Chetek 11
Cadott 28, Grantsburg 0
Somerset 38, Arcadia 6
Bonduel 7, Wabeno/Laona 0
Mishicot 41, Little Wolf 6
Wrightstown 56, Gillett 14
Brillion 42, Auburndale 7
Poynette 28, Riverdale 7
Wisconsin Heights 20, Darlington 13
Westby 46, Iowa-Grant 45 (2 OT)
Cuba City 35, New Glarus/Monticello 6
Ken. St. Joseph 52, Cedar Grove-Belgium 8
Pardeeville 22, Ozaukee 21
Marshall 22, Random Lake 7
Martin Luther 21, Howards Grove 0

DIVISION 6

Championship: Stratford 29, St. Mary's Spr. 13

Level 4: Stratford 29, Fall Creek 10
Saint Mary's Springs 33, Abbotsford 14

Level 3: Stratford 29, Spring Valley 0
Fall Creek 35, New Lisbon 0
Abbotsford 35, Coleman 0
Saint Mary's Springs 6, Pecatonica/Argyle 0

Level 2: Stratford 33, McDonell Central 0
Spring Valley 7, Elk Mound 3
New Lisbon 35, River Ridge 7
Fall Creek 35, Melrose-Mindoro 17
Coleman 41, Wausaukee 13
Abbotsford 16, Iola-Scandinavia 14
Pecatonica/Argyle 34, Dodgeland 15
Saint Mary's Springs 23, Shiocton 8

Level 1: Stratford 48, Thorp 6
McDonell Central 20, Clear Lake 14
Spring Valley 41, Luck 6
Elk Mound 42, Cameron 0
New Lisbon 23, Fennimore 14
River Ridge 29, North Crawford 21
Fall Creek 54, Cochrane-Fountain City 7
Melrose-Mindoro 47, Bangor 12
Coleman 28, Florence 13
Wausaukee 16, White Lake/Elcho 12
Abbotsford 23, Hurley 7
Iola-Scandinavia 14, Edgar 3
Pecatonica/Argyle 48, Pittsville 6
Dodgeland 27, Racine Lutheran 19
Saint Mary's Springs 44, Algoma 26
Shiocton 34, Oakfield 0

DIVISION 7

Championship: Regis 42, Belmont 0

Level 4: Belmont 21, Gilman 12
Regis 37, Hilbert 22

Level 3: Gilman 13, Shell Lake 6
Belmont 33, Necedah 0
Regis 61, Port Edwards 27
Hilbert 44, Randolph 3

Level 2: Shell Lake 7, Lake Holcombe 0
Gilman 44, Frederic 6
Necedah 13, De Soto 12
Belmont 35, Hillsboro 8
Regis 24, Pacelli 0
Port Edwards 29, Pepin 14
Hilbert 54, Tigerton 14
Randolph 28, Cambria-Friesland 12

Level 1: Shell Lake 21, Flambeau 0
Lake Holcombe 50, Weyerhaeuser/Birch. 8
Gilman 63, Turtle Lake 0
Frederic 69, Clayton 6
De Soto 28, Benton/Scales Mound 8
Necedah 48, Ithaca 0
Hillsboro 16, Highland 15
Belmont 32, Seneca 2
Regis 63, Cornell 18
Pacelli 32, Eleva-Strum 6
Port Edwards 34, Elmwood 8
Pepin 36, Blair-Taylor 26
Hilbert 55, Johnson Creek 0
Tigerton 36, Niagara 33
Cambria-Friesland 27, Catholic Central 20
Randolph 35, Oshkosh Lourdes 0

**2004
DIVISION 1**

Championship: Mukwonago 17, Marshfield 6

Level 4: Marshfield 14, Neenah 13 (3 OT)
Mukwonago 15, Menomonee Falls 14

Level 3: Marshfield 26, Appleton North 21
Neenah 7, Sheboygan South 6
Meno. Falls 31, Marquette Univ. H.S. 14
Mukwonago 28, West Allis Central 15

Level 2: Appleton North 12, Stevens Point 7
Marshfield 13, D.C. Everest 12
Sheboygan South 35, Madison East 15
Neenah 17, Appleton West 6
Menomonee Falls 40, Milw. Bradley Tech. 8
Marquette Univ. H.S. 31, Homestead 28
Mukwonago 28, Oak Creek 8
West Allis Central 48, Janesville Parker 41

Level 1: Appleton North 45, Green Bay SW 0
Stevens Point 36, Eau Claire Memorial 0
Marshfield 20, Green Bay Preble 7
D.C. Everest 49, Bay Port 29
Sheboygan South 28, Fond du Lac 18
Madison East 15, Oconomowoc 14
Appleton West 30, Sun Prairie 7
Neenah 12, Middleton 6
Menomonee Falls 15, Arrowhead 14

Milw. Bradley Tech. 40, Milw. Mad. Univ. 0
Marquette Univ. H.S. 31, Milw. Vincent 14
Homestead 29, Hartford Union 13
Mukwonago 40, Janesville Craig 7
Oak Creek 12, Milw. Bay View/Life. Learn. 0
Janesville Parker 19, Kettle Moraine 0
West Allis Central 38, Kenosha Tremper 23

DIVISION 2

Championship: Wauk. West 24, Monona Gr. 7

Level 4: Monona Grove 20, Ashwaubenon 17
Waukesha West 30, Oregon 0

Level 3: Monona Grove 21, Menomonie 17
Ashwaubenon 29, West Bend East 28
Oregon 35, Verona Area 14
Waukesha West 21, Germantown 0

Level 2: Menomonie 23, Tomah 15
Monona Grove 41, Waunakee 28
Ashwaubenon 55, Lakeland 28
West Bend East 26, Antigo 0
Oregon 14, Burlington 13
Verona Area 27, Westosha Central 6
Germantown 28, Franklin 6
Waukesha West 21, Whitefish Bay 7

Level 1: Menomonie 47, Holmen 0
Tomah 7, DeForest 6
Waunakee 49, La Crosse Central 7
Monona Grove 31, Baraboo 14
Ashwaubenon 31, Kimberly 7
Lakeland 38, Wausau East 29
Antigo 26, Hortonville 7
West Bend East 27, De Pere 14
Burlington 30, Wilmot Union 12
Oregon 21, Fort Atkinson 13
Verona Area 23, Milton 14
Westosha Central 21, Delavan-Darien 16
Franklin 16, Wauwatosa East 6
Germantown 42, Milwaukee King 14
Whitefish Bay 42, Milw. Custer/Th. Ed. 14
Waukesha West 28, Waterford 7

DIVISION 3

Championship: Wis. Luth. 41, Rice Lake 13

Level 4: Rice Lake 34, West De Pere 27 (OT)
Wisconsin Lutheran 49, Elkhorn Area 7

Level 3: Rice Lake 28, Osceola 14
West De Pere 20, New London 12
Elkhorn Area 33, Waupun 9
Wisconsin Lutheran 35, Sheb. Falls 7

Level 2: Osceola 20, Onalaska 6
Rice Lake 20, Amery 18
West De Pere 17, Luxemburg-Casco 14 (2 ot)
New London 41, Northland Pines 8
Elkhorn Area 14, Slinger 0
Waupun 42, Portage 14
Sheboygan Falls 32, Brown Deer 6
Wisconsin Lutheran 39, Plymouth 6

Level 1: Onalaska 14, Black River Falls 0
Osceola 44, Sparta 12
Amery 21, Medford Area 20
Rice Lake 40, Spooner 8
Luxemburg-Casco 35, Notre Dame 7
West De Pere 7, Berlin 0
New London 32, Waupaca 20
Northland Pines 17, Mosinee 7
Elkhorn Area 28, Edgerton 0
Slinger 17, McFarland 13
Portage 14, Wisconsin Dells 7
Waupun 22, Adams-Friendship 13
Brown Deer 36, New Berlin Eisenhower 13
Sheboygan Falls 26, New Berlin West 0
Wisconsin Lutheran 35, Cudahy 7
Plymouth 21, Thomas More 3

DIVISION 4

Championship: Sturgeon Bay 21, St. Francis 14

Level 4: Sturgeon Bay 16, Xavier 7
Saint Francis 14, Brodhead/Juda 7

Level 3: Xavier 23, Northwestern 14
Sturgeon Bay 20, Ripon 6
Brodhead/Juda 28, Evansville 7
Saint Francis 42, Mayville 35 (ot)

Level 2: Xavier 21, Freedom 0
Northwestern 28, Wittenberg-Birmamwood 0
Ripon 32, Kewaunee 18
Sturgeon Bay 14, Denmark 7
Evansville 14, Prairie du Chien 0
Brodhead/Juda 49, Platteville 21
Mayville 28, Columbus 13
Saint Francis 49, Lomira 7

Level 1: Xavier 14, Bloomer 0
Freedom 22, West Salem 14

Northwestern 35, Gale-Etrick-Trempealeau 0
Wittenberg-Birmamwood 21, Barron 20
Ripon 35, Campbellsport 13
Kewaunee 32, Valders 7
Sturgeon Bay 32, New Holstein 7
Denmark 42, Winnebago Lutheran Acad. 0
Evansville 19, River Valley 18 (OT)
Prairie du Chien 25, Viroqua 8
Brodhead/Juda 41, Lancaster 20
Platteville 54, Lodi 40
Mayville 12, Watertown Luther Prep School 0
Columbus 47, Big Foot 38
Saint Francis 56, Racine Saint Catherine's 15
Lomira 40, Lakeside Lutheran 13

DIVISION 5

Championship: Brillion 23, Somerset 14

Level 4: Somerset 48, Rib Lake/Prentice 19
Brillion 13, Poynette 7

Level 3: Somerset 40, Elk Mound 10
Rib Lake/Prentice 20, Bonduel 14
Poynette 24, Darlington 14
Brillion 15, Random Lake 14

Level 2: Elk Mound 23, Osseo-Fairchild 7
Somerset 30, Grantsburg 12
Bonduel 35, Manawa 0
Rib Lake/Prentice 39, Crandon 12
Poynette 26, Iowa-Grant 7
Darlington 28, Cuba City 7
Random Lake 34, Cedar Grove-Belgium 0
Brillion 20, Cambridge 7

Level 1: Elk Mound 27, Cadott 18
Osseo-Fairchild 25, Colfax 7
Grantsburg 24, Washburn 7
Somerset 37, Saint Croix Central 13
Bonduel 28, Wrightstown 21
Manawa 32, Colby 27
Crandon 33, Crivitz 6
Rib Lake/Prentice 33, Wabeno/Laona 14
Poynette 44, Pardeeville 0
Iowa-Grant 12, Wisconsin Heights 0
Cuba City 32, Markesan 27
Darlington 33, Westby 14
Cedar Grove-Belgium 42, Mishicot 28
Random Lake 49, Univ. School of Milw. 0
Brillion 48, Howards Grove 0
Cambridge 49, Kenosha St. Joseph 19

DIVISION 6

Championship: Stratford 32, Pecatonica/Arg. 3

Level 4: Stratford 20, Regis 3
Pecatonica/Argyle 40, St. Mary's Springs 34

Level 3: Regis 47, Hurley 0
Stratford 42, Iola-Scandinavia 12
Pecatonica/Argyle 34, Melrose-Mindoro 6
Saint Mary's Springs 21, Wild Rose 0

Level 2: Regis 20, Edgar 14
Hurley 50, Thorp 38
Stratford 49, Wausaukee 0
Iola-Scandinavia 12, Pacelli 7
Melrose-Mindoro 19, Pittsville 13
Pecatonica/Argyle 12, River Ridge 0
Saint Mary's Springs 28, Hilbert 7
Wild Rose 25, Racine Lutheran 21

Level 1: Regis 40, Cameron 0
Edgar 31, McDonell Central 6
Thorp 28, Athens 26
Hurley 36, Frederic 6
Stratford 46, Three Lakes 0
Wausaukee 32, White Lake/Elcho 8
Pacelli 33, Coleman 12
Iola-Scandinavia 36, Suring 0
Pittsville 26, Necedah 21
Melrose-Mindoro 48, Bangor 6
River Ridge 40, New Lisbon 19
Pecatonica/Argyle 27, Mineral Point 20
Hilbert 40, Oakfield 7
Saint Mary's Springs 23, Shiocton 0
Wild Rose 13, Dodgeland 0
Racine Lutheran 52, Deerfield 30

DIVISION 7

Championship: Shell Lake 35, Catholic Cen. 0

Level 4: Shell Lake 14, Eleva-Strum 9
Catholic Central 25, Belmont 14

Level 3: Shell Lake 42, Clear Lake 20
Eleva-Strum 42, Alma 7
Belmont 17, North Crawford 0
Catholic Central 34, Cambria-Friesland 19

Level 2: Shell Lake 57, Prairie Farm 22
Clear Lake 34, Lake Holcombe 0

Eleva-Strum 20, Hillsboro 6
Alma 21, Port Edwards 16
North Crawford 46, Johnson Creek 0
Belmont 20, Benton/Scales Mound 0
Cambria-Friesland 27, Randolph 0
Catholic Central 34, Niagara 29

Level 1: Shell Lake 41, Luck 13
Prairie Farm 29, Weyerhaeuser/Birchwood 8
Clear Lake 50, Elmwood 9
Lake Holcombe 22, Turtle Lake 14
Eleva-Strum 31, Augusta 6
Hillsboro 14, De Soto 0
Alma 18, Pepin 8
Port Edwards 40, Lincoln 36
North Crawford 22, Potosi 13
Johnson Creek 14, Williams Bay 6
Benton/Scales Mound 26, Seneca 0
Belmont 55, Ithaca 6
Cambria-Friesland 27, Oshkosh Lourdes 7
Randolph 27, Elkhart Lake-Glenbeulah 0
Catholic Central 27, Hustisford 6
Niagara 37, Tigerton 34

**2005
DIVISION 1**

Championship: Rac. Park 28, Wis. Rapids Lin. 9

Level 4: Wis. Rapids Lincoln 41, Bay Port 21
Racine Park 20, Homestead 13

Level 3: Wis. Rapids Lin. 21, Appleton No. 10
Bay Port 42, Hartford Union 24
Racine Park 24, Mukwonago 8
Homestead 13, Menomonee Falls 7

Level 2: Appleton North 42, D.C. Everest 7
Wisconsin Rapids Lincoln 40, Neenah 21
Bay Port 17, Oshkosh West 13
Hartford Union 35, Fond du Lac 7
Mukwonago 13, Oak Creek 10 (OT)
Racine Park 42, Muskego 7
Homestead 28, Arrowhead 12
Menomonee Falls 20, Marq. Univ. H.S. 0

Level 1: Appleton North 20, Stevens Point 17
D.C. Everest 26, Hudson 19
Wisconsin Rapids Linc. 49, Sun Prairie 27
Neenah 28, Middleton 14
Bay Port 35, Green Bay Preble 21
Oshkosh West 34, Madison Memorial 14
Hartford Union 42, Manitowoc Lincoln 0
Fond du Lac 28, Madison West 6
Mukwonago 28, Janesville Parker 14
Oak Creek 18, Milwaukee Bradley Tech. 6
Racine Park 49, Janesville Craig 7
Muskego 21, Milw. Bay View/Life. Learn. 14
Homestead 35, Milw. Riverside Union 0
Arrowhead 24, Milwaukee Vincent 6
Menomonee Falls 73, Milw. Mad. Univ. 6
Marquette Univ. H.S. 49, Milw. Mar./Lang. 0

DIVISION 2

Championship: Ashwaubenon 19, Waunakee 0

Level 4: Ashwaubenon 35, Menomonie 14
Waunakee 15, Burlington 13

Level 3: Menomonie 31, Chippewa Falls 19
Ashwaubenon 17, Germantown 16
Waunakee 20, Monona Grove 14
Burlington 35, Milton 17

Level 2: Menomonie 17, Sauk Prairie 7
Chippewa Falls 41, Baraboo 10
Germantown 22, De Pere 7
Ashwaubenon 23, Menasha 19
Waunakee 35, Hamilton 0
Monona Grove 26, Verona Area 0
Milton 41, Waukesha West 35 (2 OT)
Burlington 52, Wauwatosa East 21

Level 1: Menomonie 31, Wausau East 13
Sauk Prairie 21, Marshfield 20
Chippewa Falls 33, Lakeland 21
Baraboo 43, La Crosse Logan 23
De Pere 28, Kaukauna 7
Germantown 56, Milw. Custer/Th. Ed. 0
Ashwaubenon 35, Hortonville 0
Menasha 31, Cedarburg 19
Waunakee 25, Oregon 21
Hamilton 21, Fort Atkinson 14
Monona Grove 17, Watertown 14
Verona Area 27, Oconomowoc 20
Milton 42, Waukesha North 12
Waukesha West 35, Franklin 28
Burlington 39, Westosha Central 8
Wauwatosa East 44, Milwaukee King 6

Football

DIVISION 3

Championship: Wis. Lutheran 55, Mosinee 3

Level 4: Mosinee 28, Rice Lake 27

Wisconsin Lutheran 38, Kewaskum 14

Level 3: Rice Lake 31, Reedsburg Area 19

Mosinee 33, West De Pere 21

Wisconsin Lutheran 55, Greendale 30

Kewaskum 13, Pewaukee 7

Level 2: Rice Lake 42, Black River Falls 28

Reedsburg Area 23, Holmen 12

Mosinee 42, Waupaca 21

West De Pere 28, Notre Dame 20

Greendale 35, Union Grove 12

Wisconsin Lutheran 42, Whitewater 7

Kewaskum 28, Waupun 7

Pewaukee 34, Brown Deer 28 (3 OT)

Level 1: Black Riv. Falls 36, Adams-Friend. 21

Rice Lake 55, Sparta 20

Reedsburg Area 7, Onalaska 0

Holmen 26, Mauston 0

Mosinee 47, Clintonville 14

Waupaca 29, Seymour 28

Notre Dame 49, Little Chute 7

West De Pere 35, Luxemburg-Casco 21

Greendale 30, Elkhorn Area 22

Union Grove 22, Milwaukee Lutheran 16

Whitewater 27, Madison Edgewood 14

Wisconsin Luth. 42, New Berlin Eisen. 12

Kewaskum 12, Slinger 7

Waupun 26, Sheboygan Falls 21

Brown Deer 55, Berlin 6

Pewaukee 13, Plymouth 12

DIVISION 4

Championship: Ripon 21, West Salem 16

Level 4: West Salem 36, Weyauwega-Fre. 16

Ripon 21, Lodi 14

Level 3: West Salem 30, Bloomer 15

Weyauwega-Fremont 35, Kewaunee 14

Lodi 21, Brodhead/Juda 20

Ripon 35, Winnebago Lutheran Acad. 0

Level 2: Bloomer 20, Northwestern 0

West Salem 21, Spencer/Columbus Cath. 14

Weyauwega-Fre. 42, Northland Pines 7

Kewaunee 36, Xavier 18

Lodi 35, Evansville 0

Brodhead/Juda 46, Lakeside Lutheran 6

Ripon 28, Thomas More 7

Winnebago Lutheran Acad. 24, Chilton 21

Level 1: Bloomer 35, Osceola 0

Northwestern 30, Durand 8

West Salem 42, Nekoosa 13

Spencer/Columbus Cath. 35, Gale-Ett.-Tr. 8

Weyauwega-Fre. 54, Southern Door 30

Northland Pines 35, Tomahawk 14

Kewaunee 33, Wittenberg-Birn. 27

Xavier 20, Denmark 7

Evansville 40, Belleville/Albany 14

Lodi 47, Edgerton 12

Brodhead/Juda 66, Platteville 35

Lakeside Lutheran 35, Big Foot 0

Ripon 63, Columbus 6

Thomas More 21, Saint Francis 0

Chilton 26, Campbellsport 6

Winneb. Luth. Ac. 41, St. John's NW Mi. A. 0

DIVISION 5

Championship: Lancaster 17, Somerset 14

Level 4: Somerset 16, Brillion 0

Lancaster 28, Valders 0

Level 3: Somerset 42, Chetek 21

Brillion 28, Wrightstown 21

Lancaster 42, Poynette 7

Valders 32, Kenosha St. Joseph 0

Level 2: Somerset 22, Prescott 6

Chetek 26, Cumberland 6

Wrightstown 27, Stanley-Boyd 16

Brillion 21, Bonduel 14

Lancaster 49, Palmyra-Eagle 7

Poynette 12, Iowa-Grant 0

Valders 42, Shoreland Lutheran 0

Kenosha St. Joseph 35, Horicon 14

Level 1: Somerset 48, Saint Croix Central 8

Prescott 36, Cadott 0

Cumberland 21, Grantsburg 14

Chetek 44, Saint Croix Falls 7

Wrightstown 47, Crandon 0

Stanley-Boyd 35, Rib Lake/Prentice 0

Bonduel 54, Peshtigo 16

Brillion 34, Niagara/Goodman/Pembine 14

Lancaster 35, Westby 0

Palmyra-Eagle 48, Pardeeville 20

Iowa-Grant 40, Cambridge 13

Poynette 30, New Glarus/Monticello 20

Shoreland Lutheran 48, Oostburg 6

Valders 35, Random Lake 9

Kenosha St. Joseph 47, Martin Luther 21

Horicon 45, Howards Grove 13

DIVISION 6

Championship: Stratford 25, St. Mary's Spr. 7

Level 4: Stratford 42, Regis 0

Saint Mary's Springs 41, Fennimore 20

Level 3: Regis 28, Glenwood City 14

Stratford 32, Pittsville 7

Fennimore 17, Darlington 0

Saint Mary's Springs 22, Iola-Scand. 16

Level 2: Glenwood City 34, Fall Creek 33

Regis 38, Whitehall 0

Stratford 42, Edgar 8

Pittsville 20, McDonell Central 13

Fennimore 10, Pecatonica/Argyle 8

Darlington 8, Markesan 7

Saint Mary's Springs 35, Shiocton 20

Iola-Scandinavia 16, Wabeno/Laona 8

Level 1: Glenwood City 41, Luck 6

Fall Creek 24, Colfax 18

Whitehall 14, Bangor 6

Regis 38, Elk Mound 6

Stratford 46, Thorp 6

Edgar 36, Hurley 30 (OT)

Pittsville 20, Loyal 0

McDonell Central 67, Auburndale 21

Pecatonica/Argyle 42, Riverdale 6

Fennimore 27, River Ridge 20

Markesan 47, Racine Lutheran 12

Darlington 29, Deerfield 12

Saint Mary's Spr. 43, Cedar Grove-Bel. 26

Shiocton 31, Lena/Marquette Cath. Cen. 14

Wabeno/Laona 48, Wild Rose 20

Iola-Scandinavia 35, Manawa 0

DIVISION 7

Championship: Pacelli 46, Gilman 20

Level 4: Gilman 30, Alma 20

Pacelli 31, Belmont 7

Level 3: Gilman 24, Shell Lake 0

Alma 13, Plum City 8

Belmont 22, Potosi 7

Pacelli 7, Hilbert 0

Level 2: Shell Lake 35, Lake Holcombe 21

Gilman 21, Flambeau 14

Alma 26, Elmwood 23

Plum City 22, Abbotsford 19

Belmont 14, Hillsboro 0

Potosi 32, De Soto 6

Hilbert 36, Catholic Central 0

Pacelli 31, Hustisford 7

Level 1: Shell Lake 48, Clayton 15

Lake Holcombe 40, Turtle Lake 12

Gilman 34, Weyerhaeuser/Birchwood 0

Flambeau 26, Frederic 14

Alma 42, Pepin 6

Elmwood 27, Necedah 20

Abbotsford 39, Eleva-Strum 20

Plum City 42, Lincoln 6

Hillsboro 40, Highland 27

Belmont 42, Seneca 6

De Soto 32, Black Hawk 31 (OT)

Potosi 34, North Crawford 27

Hilbert 16, Suring 0

Catholic Central 30, Johnson Creek 24

Pacelli 41, Cambria-Friesland 20

Hustisford 21, Oshkosh Lourdes 14

2006

DIVISION 1

Championship: Homestead 35, Arrowhead 0

Level 4: Homestead 37, Stevens Point 7

Arrowhead 24, Milw. Riverside Univ. 20

Level 3: Stevens Point 47, Chippewa Falls 20

Homestead 42, Bay Port 0

Arrowhead 36, Fond du Lac 21

Milw. River. Univ. 24, Marq. Univ. H.S. 22

Level 2: Chippewa Falls 17, Verona Area 14

Stevens Point 21, D.C. Everest 10

Homestead 35, Oshkosh West 7

Bay Port 28, Neenah 14

Fond du Lac 28, Mukwonago 24

Arrowhead 28, Hartford Union 21

Milw. Riverside Univ. 13, Ken. Tremper 11

Marquette Univ. H.S. 28, Ken. Bradford 0

Level 1: Verona Area 35, Wis. Rapids Linc. 13

Chippewa Falls 15, Sun Prairie 14

D.C. Everest 35, Middleton 28 (OT)

Stevens Point 35, Eau Claire Memorial 6

Homestead 42, Sheboygan North 0

Oshkosh West 49, Green Bay East 24

Bay Port 24, Appleton North 14

Neenah 31, Manitowoc Lincoln 20

Mukwonago 28, Janesville Parker 24

Fond du Lac 16, Madison La Follette 6

Hartford Union 25, Janesville Craig 6

Arrowhead 21, Muskego 6

Milw. Riverside Univ. 42, Milw. South 0

Kenosha Tremper 30, Milw. Brad. Tech. 13

Ken. Brad. 35, Milw. Bay View/Lif. Le. 14

Marquette Univ. H.S. 34, Milw. King 13

DIVISION 2

Championship: Franklin 36, Brook. Cen. 29 (OT)

Level 4: Brookfield Cen. 32, Ashwaubenon 12

Franklin 18, Monona Grove 7

Level 3: Ashwaubenon 7, Menomonie 6

Brookfield Central 37, Cedarburg 16

Monona Grove 28, Waunakee 17

Franklin 59, Pius XI 23

Level 2: Menomonie 20, Green Bay SW 14

Ashwaubenon 17, Antigo 16

Cedarburg 34, Germantown 27

Brookfield Central 28, Waukesha North 20

Waunakee 32, DeForest 0

Monona Grove 22, Milton 6

Franklin 29, West Allis Hale 27

Pius XI 14, Waterford 13

Level 1

Menomonie 21, Marshfield 0

Green Bay Southwest 27, De Pere 20

Antigo 10, Pulaski 6

Ashwaubenon 21, Hortonville 14

Germantown 37, Kimberly 14

Cedarburg 52, Milw. Custer/Thomas Ed. 0

Waukesha North 35, West Bend West 14

Brookfield Central 48, Wauwatosa West 14

Waunakee 37, Holmen 7

DeForest 41, La Crosse Logan 19

Monona Grove 34, La Crosse Central 0

Milton 35, Baraboo 29

Franklin 50, Westosha Central 14

West Allis Hale 37, Wilmot Union 14

Waterford 28, Burlington 14

Pius XI 42, Badger 21

DIVISION 3

Championship: Waupaca 7, Greendale 3

Level 4: Waupaca 13, Lakeland 2

Greendale 9, Kewaskum 0

Level 3: Lakeland 28, Black River Falls 27

Waupaca 26, West De Pere 20 (OT)

Greendale 28, Madison Edgewood 10

Kewaskum 29, Waupun 26

Level 2: Lakeland 31, Hayward/Lac Co. Or. 26

Black River Falls 17, Onalaska 14

West De Pere 42, Adams-Friendship 0

Waupaca 24, Notre Dame 21

Madison Edgewood 26, Union Gr. 23 (2 OT)

Greendale 14, Fort Atkinson 7

Waupun 14, Wisconsin Lutheran 12

Kewaskum 10, Port Washington 6

Level 1: Hayward/Lac Co. Or. 20, Osceola 6

Lakeland 55, Ashland 0

Black River Falls 34, Amery 10

Onalaska 28, Medford Area 6

West De Pere 35, Luxemburg-Casco 21

Adams-Friendship 21, Clintonville 7

Notre Dame 27, Seymour 20

Waupaca 24, Mosinee 0

Union Grove 32, Delavan-Darien 7

Madison Edgewood 37, New Berlin W. 14

Fort Atkinson 13, New Berlin Eis. 10 (OT)

Greendale 13, Whitewater 0

Waupun 30, Sheboygan Falls 28

Wisconsin Lutheran 56, Milw. North 12

Kewaskum 42, Pewaukee 21

Port Washington 23, Plymouth 0

DIVISION 4

Championship: Wrightstown 41, Mayville 23

Level 4: Wrightstown 41, West Salem 13

Mayville 7, Evansville 0

Level 3: West Salem 22, Ellsworth 16

Wrightstown 28, Denmark 27

Evansville 24, Platteville 6

Mayville 42, Ripon 34

Level 2: West Salem 28, Gale-Ettrick-Tr. 16

<

Brookfield Acad. 27, Oshkosh Lourdes 26
Deerfield 53, Oakfield 6
Wild Rose 38, Montello 6

DIVISION 7

Championship: Gilman 42, Eleva-Strum 0

Level 4: Gilman 29, Hilbert 15
Eleva-Strum 34, Seneca 28

Level 3: Gilman 31, Greenwood 6
Hilbert 45, Cambria-Friesland 8
Eleva-Strum 47, Plum City 28
Seneca 42, Shullsburg 23

Level 2: Gilman 38, Abbottsford 21
Greenwood 48, Flambeau 7
Cambria-Friesland 20, Green Lake 6
Hilbert 50, Tigerton 20
Plum City 21, Elmwood 20
Eleva-Strum 21, Hillsboro 7
Seneca 32, De Soto 7
Shullsburg 18, Johnson Creek 12

Level 1: Gilman 43, Shell Lake 7
Abbottsford 42, Turtle Lake 7
Flambeau 22, Frederic 2
Greenwood 28, Prairie Farm 0
Cambria-Fries. 50, Maranatha Bap. Ac. 13
Green Lake 26, Almond-Bancroft 25
Tigerton 48, Rio 16
Hilbert 64, Hustisford 31
Plum City 42, Alma 6
Elmwood 48, Cashton 0
Eleva-Strum 28, Pepin 14
Hillsboro 41, Independence/Gilmanton 20
De Soto 42, Potosi 27
Seneca 44, Catholic Central 14
Shullsburg 30, Weston 8
Johnson Creek 26, Black Hawk 18

**2007
DIVISION 1**

Championship: Arrowhead 31, Homestead 7

Level 4: Homestead 22, Stevens Point 13
Arrowhead 24, Verona Area 7

Level 3: Stevens Point 20, Appleton North 6
Homestead 27, Hartford Union 14
Verona Area 17, Kenosha Bradford 6
Arrowhead 44, Marq. Univ. H.S. 41 (2 OT)

Level 2: Stevens Point 28, D.C. Everest 14
Appleton North 27, Wausau West 0
Hartford Union 19, Green Bay Preble 9
Homestead 21, Milw. Bradley Tech. 3
Ken. Bradford 21, Ken. Tremper 13
Verona Area 31, Racine Park 14
Arrowhead 38, Sun Prairie 7
Marq. Univ. H.S. 45, Mad. La Follette 33

Level 1: Stevens Point 41, Hudson 15
D.C. Everest 50, Superior 20
Appleton North 29, Bay Port 11
Wausau West 28, Chippewa Falls 21
Hartford Union 39, Milwaukee King 0
Green Bay Preble 28, Milw. Riv. Univ. 0
Homestead 41, Appleton East 23
Milw. Brad. Tech. 26, Manitowoc Linc. 22
Kenosha Tremper 21, Janesville Craig 6
Kenosha Bradford 34, Janes. Parker 20
Racine Park 41, Milwaukee South 18
Verona Area 37, Racine Horlick 6
Arrowhead 57, Milw. Bay View/Life. Le. 6
Sun Prairie 42, West Allis Hale 40
Madison La Follette 31, Waukesha West 7
Marquette Univ. H.S. 42, Middleton 14

DIVISION 2

Championship: Kimberly 20, DeForest 7

Level 4: Kimberly 35, Menomonie 14
DeForest 20, Germantown 10

Level 3: Menomonie 28, Lakeland 17
Kimberly 49, De Pere 7
DeForest 27, Waunakee 13
Germantown 35, Waterford 0

Level 2: Lakeland 38, Tomah 13
Menomonie 28, Wausau East 27
Kimberly 45, Oshkosh North 12
De Pere 31, Ashwaubenon 28
Waunakee 42, Badger 0
DeForest 10, Milton 7
Waterford 44, Wauwatosa East 16
Germantown 17, Brookfield Central 0

Level 1: Tomah 24, Marshfield 20
Lakeland 52, River Falls 7
Wausau East 20, La Crosse Logan 6
Menomonie 35, Onalaska 21

Kimberly 42, Green Bay East 7
Oshkosh North 15, Cedarburg 14
De Pere 62, West Bend East 26
Ashwaubenon 29, Kaukauna 25
Waunakee 38, Monona Grove 9
Badger 40, Fort Atkinson 14
DeForest 14, Elkhorn Area 6
Milton 46, Kettle Moraine 21
Waterford 33, Franklin 15
Wauwatosa East 42, Westosha Central 16
Germantown 14, Hamilton 10
Brookfield Central 35, Whitefish Bay 27

DIVISION 3

Championship: Wis. Luth. 49, New London 6

Level 4: New London 28, Clintonville 0
Wisconsin Lutheran 24, Kewaskum 17

Level 3: Clintonville 27, Mosinee 25
New London 28, Notre Dame 16
Kewaskum 21, Madison Edgewood 0
Wisconsin Lutheran 40, Brown Deer 26

Level 2: Clintonville 28, Hayward/Lac Co. Or. 25
Mosinee 21, Waupaca 16
Notre Dame 35, Waupun 14
New London 21, Port Washington 18
Kewaskum 42, Jefferson 13
Madison Edgewood 28, McFarland 7
Wisconsin Lutheran 48, Greendale 20
Brown Deer 41, New Berlin Eisen. 0

Level 1: Clintonville 35, Seymour 20
Hayward/Lac Courte Or. 15, Ashland 6
Mosinee 42, Ellsworth 0
Waupaca 31, Adams-Friendship 20
Notre Dame 34, West De Pere 27
Waupun 20, Little Chute 7
Port Washington 13, Plymouth 7
New London 41, Fox Valley Lutheran 7
Kewaskum 34, Sauk Prairie 7
Jefferson 27, Portage 7
Mad. Edgewood 21, Mount Hor./Barn. 19
McFarland 23, Wisconsin Dells 19
Greendale 35, Catholic Memorial 28
Wisconsin Lutheran 40, Pewaukee 14
Brown Deer 21, Cudahy 20
New Berlin Eisenhower 53, Milw. North 6

DIVISION 4

Championship: W. Salem 52, Ket. Mor. Luth. 14

Level 4: Kettle Moraine Luth. 37, Somerset 20
West Salem 31, Brodhead/Juda 17

Level 3: Somerset 26, Tomahawk 20 (OT)
Kettle Moraine Lutheran 35, Xavier 32
West Salem 42, Wautoma 0
Brodhead/Juda 6, Evansville 0

Level 2: Somerset 32, Bloomer 13
Tomahawk 26, Spooner 16
Kettle Moraine Luth. 28, New Holstein 14
Xavier 28, Denmark 7
West Salem 36, Gale-Ettrick-Tremp. 12
Wautoma 54, Platteville 37
Evansville 28, Big Foot 23
Brodhead/Juda 49, Lakeside Lutheran 14

Level 1: Somerset 50, Saint Croix Falls 7
Bloomer 21, Osceola 7
Tomahawk 14, Durand 7
Spooner 49, Baldwin-Woodville 41
Kettle Moraine Lutheran, forfeit
New Holstein 13, Ripon 0
Xavier 30, Wrightstown 13
Denmark 20, Chilton 13
West Salem 35, Neillsville 0
Gale-Ettrick-Tremp. 30, Richland Center 23
Platteville 37, Lodi 22
Wautoma 35, Dodgeville 6
Big Foot 35, Saint Francis 0
Evansville 49, Belleville/Albany 7
Brodhead/Juda 39, Mayville 15
Lakeside Lutheran 45, Edgerton 42

DIVISION 5

Championship: Aquinas 27, Kewaunee 0

Level 4: Kewaunee 35, Chetek 0
Aquinas 29, Racine Saint Catherine's 7

Level 3: Chetek 12, Stanley-Boyd 7
Kewaunee 53, Mishicot 27
Aquinas 36, Lancaster 20
Racine Saint Catherine's 35, Brillion 7

Level 2: Stanley-Boyd 34, Ladysmith 21
Chetek 14, Mondovi 0
Mishicot 27, Niagara/Goodman/Pemb. 25
Kewaunee 48, Roncalli 15
Aquinas 35, Weyauwega-Fremont 0

Lancaster 35, Marshall 0
Brillion 21, University School of Milw. 14
Racine Saint Catherine's 38, Oostburg 14

Level 1: Stanley-Boyd 35, Marathon 0

Ladysmith 26, Rib Lake/Prentice 0
Mondovi 24, Colby 7
Chetek 55, Unity 15
Niagara/Good/Pemb. 34, Park Falls/But. 14
Mishicot 38, Manawa 13
Roncalli 35, Howards Grove 32
Kewaunee 62, Wabeno/Laona 6
Weyauwega-Fremont 24, Pardeeville 12
Aquinas 35, Poynette 6
Lancaster 39, New Glarus/Monticello 14
Marshall 23, Lacona 20
Brillion 14, Cedar Grove-Belgium 7
Univ. Sch. of Milw. 21, Random Lake 14
Rac. St. Catherine's 42, Shoreland Luth. 7
Oostburg 47, Martin Luther 3

DIVISION 6

Championship: Stratford 28, Iola-Scand. 7

Level 4: Stratford 48, Owen-Withee 32
Iola-Scandinavia 21, Fennimore 13

Level 3: Owen-Withee 48, McDonell Cen. 30
Stratford 7, Shiocton 6
Fennimore 27, Mineral Point 14
Iola-Scandinavia 29, Pacelli 22

Level 2: Owen-Withee 44, Cameron 0
McDonell Central 16, Clear Lake 10
Stratford 27, Edgar 8
Shiocton 38, Crivitz 0
Mineral Point 29, Necedah 20
Fennimore 33, Cuba City 7
Iola-Scandinavia 43, Manitowoc Luth. 7
Pacelli 27, Racine Lutheran 20

Level 1: Owen-Withee 20, Pittsville 14
Cameron 7, Hurley 6
Clear Lake 22, Elk Mound 21
McDonell Central 6, Glenwood City 0
Stratford 40, Coleman 0
Edgar 18, Crandon 6
Shiocton 47, Reedsville 13
Crivitz 32, Algoma 24
Necedah 28, Luther 7
Mineral Point 19, Pecatonica/Argyle 9
Fennimore 50, Brookwood 0
Cuba City 35, Deerfield 0
Iola-Scandinavia 35, Oshkosh Lourdes 0
Manitowoc Lutheran 28, Wayland Acad. 6
Racine Lutheran 38, Dodgeand 12
Pacelli 34, Wild Rose 14

DIVISION 7

Championship: Eleva-Strum 41, Southwestern 6

Level 4: Eleva-Strum 41, Gilman 14
Southwestern 42, Hillsboro 7

Level 3: Gilman 13, Shell Lake 9
Eleva-Strum 40, Independence/Gilmant. 0
Hillsboro 43, Potosi 20
Southwestern 14, Black Hawk 13

Level 2: Gilman 35, Plum City 21
Shell Lake 14, Lake Holcombe 13
Eleva-Strum 48, Hilbert 6
Independence/Gilmant. 16, Wausaukee 14
Potosi 49, Seneca 24
Hillsboro 48, Alma 27
Black Hawk 28, Rio 14
Southwestern 42, Catholic Central 7

Level 1: Plum City 34, Turtle Lake 14
Gilman 26, Frederic 13
Lake Holcombe 27, Flambeau 0
Shell Lake 7, Elmwood 3
Eleva-Strum 45, Port Edwards 6
Hilbert 37, Suring 18
Independence/Gilmant. 35, Almond-Banc. 8
Wausaukee 26, Assumption 20
Seneca 41, New Lisbon 21
Potosi 62, Ithaca 8
Alma 21, Pepin 20
Hillsboro 27, De Soto 21
Black Hawk 42, Hustisford 14
Rio 8, Benton/Scales Mound 0
Catholic Central 28, Cambria-Friesland 26
Southwestern 38, Johnson Creek 0

**2008
DIVISION 1**

Championship: Homestead 13, Arrowhead 11

Level 4: Arrowhead 49, Stevens Point 21
Homestead 35, Middleton 21

Level 3: Stevens Point 31, Appleton North 24
Arrowhead 35, Hartford Union 0
Middleton 13, Kenosha Bradford 0
Homestead 42, Racine Park 6

Level 2: Appleton North 23, Bay Port 7
Stevens Point 35, D.C. Everest 17
Arrowhead 30, Oshkosh West 25
Hartford Union 35, Kettle Moraine 21
Kenosha Bradford 39, Milwaukee South 0
Middleton 27, Kenosha Tremper 0
Homestead 14, Marquette University H.S. 8
Racine Park 49, Racine Horlick 28

Level 1: Bay Port 34, Chippewa Falls 14
Appleton North 35, Green Bay Preble 7
Stevens Point 35, Hudson 8
D.C. Everest 24, Superior 21
Arrowhead 49, Manitowoc Lincoln 19
Oshkosh West 44, Madison West 14
Kettle Moraine 35, Sun Prairie 21
Hartford Union 17, Waukesha West 7

Milwaukee South 30, Milwaukee Hamilton 7
Kenosha Bradford 47, Madison Memorial 19
Kenosha Tremper 37, Janesville Craig 21
Middleton 42, Mukwonago 7
Homestead 28, West Allis Hale 9
Marq. Univ. H.S. 44, Milw. Brad. Tech. 14
Rac. Horlick 45, Milw. Bay View/L.L. 38 (ot)
Racine Park 43, Milw. Riverside Univ. 7

DIVISION 2

Championship: Kimberly 28, Verona Area 14

Level 4: Kimberly 40, Marshfield 7
Verona Area 28, Hamilton 14

Level 3: Marshfield 34, Menomonie 20
Kimberly 55, Kaukauna 7
Hamilton 14, Waunakee 7
Verona Area 35, Franklin 21

Level 2: Marshfield 35, River Falls 28
Menomonie 35, Antigo 10
Kimberly 42, Oshkosh North 6
Kaukauna 24, West Bend East 21
Waunakee 38, Cedarburg 7
Hamilton 21, Brookfield Central 13
Franklin 44, Milton 28
Verona Area 28, Waterford 27

Level 1: Marshfield 25, La Crosse Logan 14
River Falls 35, La Crosse Central 14
Menomonie 38, Merrill 24
Antigo 28, Tomah 14
Kimberly 48, Green Bay South West 13
Oshkosh North 40, West Bend West 21
West Bend East 7, Ashwaubenon 3
Kaukauna 21, De Pere 20
Waunakee 24, Monona Grove 21
Cedarburg 70, Milw. Mad. Univ./NW 20
Hamilton 23, DeForest 13
Brookfield Central 57, Milwaukee Custer 0
Milton 62, Elkhorn Area 21
Franklin 21, Oregon 14
Waterford 38, Whitnall 0
Verona Area 42, Badger 34

DIVISION 3

Championship: Waupaca 21, Reedsburg Area 20

Level 4: Waupaca 42, Kewaskum 0
Reedsburg Area 40, Wisconsin Lutheran 20

Level 3: Waupaca 24, Lakeland 0
Kewaskum 33, Port Washington 15
Reedsburg Area 34, Madison Edgewood 3
Wisconsin Lutheran 33, Greendale 27

Level 2: Waupaca 41, Mosinee 20
Lakeland 42, Medford Area 7
Port Washington 21, West De Pere 14
Kewaskum 14, Notre Dame 0
Madison Edgewood 42, Mt. Horeb/Barn. 14
Reedsburg Area 70, Delavan-Darien 49
Wisconsin Lutheran 28, Catholic Mem. 10
Greendale 42, Pewaukee 28

Level 1: Waupaca 45, New London 0
Mosinee 43, Ashland 7
Lakeland 35, Clintonville 6
Medford Area 15, Hayward/Lac Courte Or. 7
West De Pere 14, Little Chute 6
Port Washington 21, Plymouth 9
Kewaskum 49, Fox Valley Lutheran 6
Notre Dame 32, Luxemburg-Casco 7
Mount Horeb/Barneveld 7, McFarland 0
Madison Edgewood 28, Jefferson 19
Reedsburg Area 49, Wisconsin Dells 14
Delavan-Darien 16, Evansville 6

Football

Wisconsin Lutheran 56, Saint Francis 7
 Catholic Memorial 17, New Berlin Eisen. 7
 Greendale 42, Union Grove 24
 Pewaukee 28, Whitefish Bay 6

DIVISION 4

Championship: Wautoma/Faith Chr. 20, Big Ft. 0
Level 4: Wautoma/Faith Chr. 42, Bald.-Wood. 24
 Big Foot 27, West Salem 14

Level 3: Baldwin-Woodville 48, Bloomer 26
 Wautoma/Faith Chr. 20, Wrightstown 7
 West Salem 49, Prairie du Chien 41 (ot)
 Big Foot 35, Kettle Moraine Lutheran 13

Level 2: Bloomer 28, Mondovi 3
 Baldwin-Woodville 19, Somerset 0
 Wautoma/Faith Christian 31, Oconto 12
 Wrightstown 41, Kewaunee 21
 Prairie du Chien 21, Lodi 20
 West Salem 32, Gale-Etrick-Tremp. 29
 Big Foot 21, Winnebago Lutheran Ac. 7
 Kettle Moraine Lutheran 28, Ripon 12

Level 1: Mondovi 27, Durand 9
 Bloomer 44, Saint Croix Falls 0
 Baldwin-Woodville 56, Altoona 31
 Somerset 43, Saint Croix Central 0
 Wautoma/Faith Chr. 47, Xavier 46 (2 ot)
 Oconto 12, Denmark 7
 Wrightstown 49, Peshigo 14
 Kewaunee 15, New Holstein 14
 Lodi 28, River Valley 21
 Prairie du Chien 49, New Glarus/Montic. 14
 West Salem 35, Platteville 14
 Gale-Etrick-Trempealeau 18, Nekoosa 13
 Big Foot 49, Lakeside Lutheran 0
 Winnebago Lutheran Acad. 35, Poynette 0

Kettle Moraine Luth. 28, Brodhead/Juda 0
 Ripon 28, Mayville 22

DIVISION 5

Championship: Colby 42, Cedar Gr.-Belg. 13
Level 4: Colby 25, Saint Mary's Springs 20
 Cedar Grove-Belgium 24, Lancaster 0

Level 3: Colby 21, Stanley-Boyd 14
 Saint Mary's Spr. 43, Niagara/Good./Pemb. 6
 Lancaster 47, Iowa-Grant 7
 Cedar Grove-Belgium 28, Cambridge 7

Level 2: Colby 36, Chetek 14
 Stanley-Boyd 14, Ladysmith 7
 Saint Mary's Springs 33, Brillion 6
 Niagara/Goodman/Pemb. 22, Howards Gr. 14
 Lancaster 42, Fall Creek 14
 Iowa-Grant 17, Aquinas 16
 Cedar Grove-Belgium 41, Oostburg 3
 Cambridge 17, Marshall 0

Level 1: Colby 42, Rib Lake/Prentice 7
 Chetek 37, Elk Mound 0
 Stanley-Boyd 41, Loyal/Grant 20
 Ladysmith 21, Webster 0
 Saint Mary's Springs 28, Roncalli 0
 Brillion 45, Wabeno/Laona 14
 Howards Grove 21, Amherst 14
 Niagara/Goodman/Pemb. 44, Marathon 26
 Lancaster 42, Darlington 0
 Fall Creek 33, Whitehall 0
 Aquinas 12, Osseo-Fairchild 9
 Iowa-Grant 35, Pardeeville 21
 Cedar Grove-Belgium 50, Dodge/land 6
 Oostburg 46, Shoreland Lutheran 34
 Cambridge 34, Racine Saint Catherine's 13
 Marshall 40, Random Lake 15

DIVISION 6

Championship: Stratford 7, Edgar 3

Level 4: Edgar 14, Pacelli 0
 Stratford 23, Fennimore 20

Level 3: Edgar 35, Clear Lake 6
 Pacelli 35, Coleman 6
 Stratford 41, Necedah 0
 Fennimore 55, Racine Lutheran 28

Level 2: Edgar 29, Thorp 7
 Clear Lake 28, Flambeau 25
 Coleman 30, Manitowoc Lutheran 22
 Pacelli 42, Wild Rose 20
 Stratford 33, Bangor 7
 Necedah 28, Regis 7
 Fennimore 35, Mineral Point 14
 Racine Lutheran 14, Pecatonica/Argyle 13

Level 1: Edgar 12, Owen-Withee 7
 Thorp 43, Hurlley 20
 Flambeau 41, Washburn 12
 Clear Lake 54, Northwood/Solon Spr. 28
 Coleman 40, Newman Catholic 27
 Manitowoc Luth. 45, Lena/St. Th. Aq. Ac. 8
 Wild Rose 20, Shiocton 6
 Pacelli 50, Oshkosh Lourdes 7
 Bangor 35, Melrose-Mindoro 13
 Stratford 42, Eleva-Strum 7
 Necedah 55, Kickapoo/La Farge 6
 Regis 35, Blair-Taylor 23
 Fennimore 42, Deerfield 7
 Mineral Point 39, Heritage Christian 7
 Pecatonica/Argyle 36, Wayland Academy 8
 Racine Lutheran 35, Brookfield Acad. 34

DIVISION 7

Championship: Catholic Central 37, Hilbert 14

Level 4: Hilbert 6, Shell Lake 0
 Catholic Central 36, De Soto 10

Level 3: Shell Lake 27, Gilman 6
 Hilbert 41, Suring 0
 De Soto 20, Plum City 7
 Catholic Central 25, Benton/Scales Mo. 10

Level 2: Shell Lake 53, Turtle Lake 10
 Gilman 22, McDonell Central 14
 Hilbert 41, Almond-Bancroft 0
 Suring 30, Green Lake 6
 Plum City 26, Hillsboro 7
 De Soto 31, Ithaca 0
 Catholic Central 49, Potosi 21
 Benton/Scales Mound 35, Shullsburg 14

Level 1: Shell Lake 31, Spring Valley 7
 Turtle Lake 18, Greenwood 8
 McDonell Central 36, Frederic 0
 Gilman 36, New Auburn 0
 Hilbert 33, Marion 7
 Almond-Bancroft 14, Cambria-Friesland 0
 Green Lake 10, Rosholt 6
 Suring 36, Florence 34
 Plum City 39, New Lisbon 0
 Hillsboro 49, Wauzeka-Steuben 0
 De Soto 19, Elmwood 6
 Ithaca 34, Pepin 27
 Catholic Central 48, Black Hawk 12
 Potosi 47, Lake Country Lutheran 13
 Benton/Scales Mound 45, Hustisford 6
 Shullsburg 20, Rio 14

State Finals History – 1976-2008

Year	Div.	Winner	Coach	Runner-up	Coach	Site	Score	Attend.
1976	1	Antigo (11-0)	Gordon Schofield	Racine Horlick (10-1)	Richard Wojick	Oshkosh	6-0	4,508
	2	Meno. Falls East (10-2)	Jim Jeskewitz	Clintonville (10-1)	Chet Jurkovic	Menasha	12-7	2,301
	3	Plymouth (11-0)	DeWayne Johnson	Iowa-Grant (10-1)	Garry Crull	Madison	42-12	3,349
	4	De Soto (11-0)	Bob Schulz	Wild Rose (10-1)	Jim Erdman	La Crosse	32-14	2,096
1977	1	Madison West (11-0)	Burt Hable	Stevens Point (10-2)	Jerry Fitzgerald	Madison	19-14	5,209
	2	Monona Grove (10-0)	Dick Rundle	Grafton (10-1)	Clifford Cramer	Oconomowoc	21-14	3,669
	3	Iowa-Grant (11-0)	Garry Crull	Denmark (9-1)	Jerry Leiterman	Madison	30-8	2,363
	4	Osseo-Fairchild (12-0)	Duane Matye	Stanley-Boyd (11-1)	Gene Hatfield	Eau Claire	14-0	3,449
1978	1	Antigo (12-0)	Gordon Schofield	Madison Memorial (9-2)	Wally Schoessow	Oshkosh	21-14 (OT)	3,750
	2	Clintonville (11-0)	Chet Jurkovic	Oregon (10-1)	Cal Callaway	Monona Grove	21-6	3,520
	3	Plymouth (11-0)	DeWayne Johnson	Prairie du Chien (10-1)	Paul Bebow	Madison	34-14	2,568
	4	Westby (10-0)	Neil Hoven	Denmark (10-1)	Jerry Leiterman	Stevens Point	41-19	2,147
	5	Spring Valley (11-0)	Robert Thomas	Randolph (10-1)	James Dettwiler	Tomah	15-3	1,415
1979	1	Kenosha Tremper (11-0)	Ron Davies	Port Washington (10-1)	Al Urness	Oshkosh	33-14	3,304
	2	Beaver Dam (11-0)	Charlie McDonald	Germantown (10-1)	Phil Datka	Oshkosh	6-0	3,342
	3	Rice Lake (11-0)	Will Ferris	Edgerton (10-1)	Jack Gregory	Schofield	15-7	2,146
	4	Edgar (12-0)	Jerry Sinz	Iowa-Grant (10-1)	Garry Crull	Sparta	11-6	1,467
	5	Cambridge (11-0)	Robert Nodolf	Cashton (11-1)	Gary Hanson	Sun Prairie	10-7	2,014
1980	1	Kenosha Tremper (11-0)	Ron Davies	Wisconsin Rapids (11-1)	Ken Biegel	Madison	19-6	4,021
	2	Whitewater (11-0)	Jim Warren	Pulaski (10-1)	Byron Buelow	Menasha	10-6	2,289
	3	Two Rivers (11-0)	Jerry Bonino	Rice Lake (9-2)	Will Ferris	Stevens Point	17-15	1,564
	4	Mosinee (12-0)	Bob Coy	DeForest (10-1)	Jerry Roelke	Stevens Point	19-17	2,230
	5	Shell Lake (12-0)	Ken Ogden	Cassville (11-1)	Alex Hilber	La Crosse	13-7	1,663
1981	1	D.C. Everest (11-1)	Wayne Steffenhagen	Madison West (9-3)	Burt Hable	Stevens Point	38-6	4,595
	2	Grafton (12-0)	Clifford Cramer	Whitewater (10-1)	Jim Warren	Oconomowoc	29-3	3,729
	3	Two Rivers (10-2)	Jerry Bonino	Baldwin-Woodville (9-3)	Jack Scholz	Schofield	23-14	2,243
	4	Mosinee (11-0)	Bob Coy	De Forest (11-1)	Jerry Roelke	Monona Grove	26-20	3,863
	5	Osseo-Fairchild (12-0)	Duane Matye	Kohler (9-3)	Daniel Buhr	Beaver Dam	33-10	1,267
	6	Cashton (12-0)	Gary Hanson	Poynette (11-1)	Larry Thurston	Madison	32-0	2,733
1982	1	Antigo (13-0)	Gordon Schofield	Cudahy (11-1)	Gerald Bowe	Madison	22-7	17,876
	2	Grafton (11-1)	Clifford Cramer	Wauwatosa West (11-1)	Dominick Cucinello	(All at same site)	13-7	(All)
	3	Two Rivers (11-1)	Jerry Bonino	Rice Lake (11-1)	Will Ferris	(All at same site)	38-21	at
	4	DeForest (12-0)	Jerry Roelke	Oconto Falls (9-3)	Duane Rogatzki	(All at same site)	52-24	same
	5	Osseo-Fairchild (12-1)	Duane Matye	Spencer (11-1)	Dave Destache	(All at same site)	22-19	site)
	6	Cassville (12-0)	Alex Hilber	Three Lakes (12-1)	Bernie Anderson	(All at same site)	19-8	28-14
1983	1	D.C. Everest (13-0)	Wayne Steffenhagen	Waukesha North (11-1)	Tim Poulson	Madison	28-14	24,338
	2	Middleton (12-0)	Kurt Grundlach	Port Washington (11-1)	Al Urness	(All at same site)	21-0	(All)
	3	Lakeland (12-0)	Jay Buckley	Kewaskum (11-1)	Mike Fiffick	(All at same site)	21-0	at
	4	Platteville (12-0)	Mark Berg	Mosinee (10-1)	Bob Coy	(All at same site)	16-6	same
	5	Peshigo (12-0)	Mike Strelbel	Osseo-Fairchild (12-1)	Duane Matye	(All at same site)	7-0	site)
	6	De Soto (11-1)	Bob Schulz	Shiocton (9-3)	Joe Schleis	(All at same site)	25-12	18,328
1984	1	Manitowoc (12-0)	Ron Rubick	Madison Memorial (10-2)	Wally Schoessow	Madison	24-3	18,328
	2	Ashland (12-0)	Tom Mestelle	Grafton (10-1)	Clifford Cramer	(All at same site)	13-12	(All)
	3	Monona Grove (10-1)	Dick Rundle	Oconto Falls (9-3)	Duane Rogatzki	(All at same site)	33-11	at
	4	Brillion (10-1)	Scot Peterson	Osseo-Fairchild (12-1)	Duane Matye	(All at same site)	41-18	same
	5	Oscola (11-1)	Carl Mook	Marshall (11-1)	Steve Beacom	(All at same site)	42-6	site)
	6	De Soto (12-1)	Bob Schulz	Colfax (10-3)	Ken Mueller	(All at same site)	41-0	at
1985	1	Manitowoc (12-0)	Ron Rubick	Menomonee Falls (9-3)	Jim Jeskewitz	Madison	17-0	19,770
	2	Port Washington (11-0)	Al Urness	Menomonie (11-1)	Gene Hatfield	(All at same site)	21-6	(All)
	3	Seymour (11-1)	Bill Collar	Prairie du Chien (11-1)	Paul Bebow	(All at same site)	28-12	at
	4	Westby (11-1)	Art Brunje	Colby (11-1)	Duane Teska	(All at same site)	23-20	same
	5	Manawa (13-0)	Bob Lieberman	De Soto (11-1)	Bob Schulz	(All at same site)	14-6	site)
	6	Glenwood City (11-2)	Brad Nemeec	Deerfield (11-2)	Dennis Christian	(All at same site)	12-0	at
1986	1	Manitowoc (12-0)	Ron Rubick	Milwaukee Tech (12-1)	Frank Budzisz	Madison	28-20	23,605
	2	Monroe (12-0)	Pat Martin	New Berlin Eisen. (10-2)	Frank Granger	(All at same site)	28-7	(All)

Year	Div.	Winner	Coach	Runner-up	Coach	Site	Score	Attend.
1986	3	Milton (13-0)	Gerald Schliem	Northland Pines (11-1)	John Wainwright	same site)	38-20	at
	4	Westby (11-1)	Art Brunje	Stanley-Boyd (10-3)	Jim Brinker		29-7	same
	5	Stratford (12-0)	Thomas Knauf	De Soto (11-1)	Bob Schulz		13-0	site)
1987	6	Gilman (12-0)	Duane Jenson	Cambridge (12-1)	Robert Nodolf	Madison (All at same site)	44-12	
	1	Fond du Lac (10-3)	Jim Bond	Oconomowoc (12-1)	Ed Rux		3-0	35,850
	2	Middleton (12-1)	Kurt Gundlach	Monroe (12-1)	Pat Martin		7-6	(All
	3	Hayward (12-1)	Will Ferris	Sheboygan Falls (12-1)	Dan Juedes		29-28	at
	4	Baldwin-Wood. (12-1)	Jack Scholz	Turner (10-3)	Dan Thorpe		16-8	same
	5	Darlington (12-1)	Douglas McArthur	Florence (12-1)	David LaPoint		28-17	site)
1988	6	Webster (10-3)	Donald Seitzberg	Cassville (11-2)	Randy Hatlen	Madison (All at same site)	28-15	
	1	Racine Park (12-1)	Phil Dobbs	Superior (11-2)	Tom Mestelle		34-14	23,950
	2	Kettle Moraine (12-1)	Greg Vock	New Berlin West (11-2)	Doug Lange		20-7	(All
	3	Northwestern (13-0)	Bill Pelkey	Prairie du Chien (11-2)	Paul Bewow		31-7	at
	4	Turner (11-2)	Dan Thorpe	St. Croix Falls (12-1)	Keith O'Donnell		52-0	same
	5	St. Croix Central (13-0)	Gary Reineck	Waterloo (11-2)	Doug Miller		28-14	site)
1989	6	Turtle Lake (11-2)	Brian Morgan	Oakfield (10-3)	John Heyn	Madison (All at same site)	16-6	
	1	D.C. Everest (11-1)	Wayne Steffenhagen	Waukesha South (12-1)	Jeff Trickey		20-7	29,106
	2	Marquette (13-0)	Joel Hanner	New Berlin Eisen. (10-3)	Frank Granger		43-19	(All
	3	Milton (12-1)	Jerry Schliem	Mosinee (11-2)	Craig Kuntz		32-15	at
	4	Southern Door (12-1)	Jesse Harness	Westby (12-1)	Art Brunje		17-7	same
	5	Hilbert (13-0)	Mike Moreau	Elk Mound (12-1)	Dan Pedersen		14-6	site)
1990	6	Augusta (13-0)	Tom Crowe	Kickapoo (12-1)	Kurt Parker	Madison (All at same site)	12-6 (OT)	
	1	Superior (12-1)	Tom Mestelle	Kenosha Tremper (12-1)	Ron Davies		20-7	30,057
	2	Monroe (11-2)	Pat Martin	Port Washington (12-1)	Al Urness		21-7	(All
	3	Ellsworth (12-1)	Craig Olson	Richland Center (11-2)	Avitus Ripp		6-0	at
	4	Columbus (13-0)	John Titus	Mondovi (11-2)	Thomas Bauer		26-19	same
	5	Darlington (12-1)	Douglas McArthur	Elk Mound (12-1)	Dan Pedersen		21-17	site)
1991	6	Greenwood (12-1)	Bob Lenz	De Soto (12-1)	Paul Drazkowski	Madison (All at same site)	16-12	
	1	Kenosha Tremper (13-0)	Ron Davies	Appleton West (11-2)	Paul Engen		17-14	29,595
	2	Monroe (12-0)	Pat Martin	Seymour (11-2)	Bill Collar		30-0	(All
	3	Jefferson (13-0)	Jim Knoblauch	Spooner (11-2)	Chris Anderson		20-16	at
	4	Stanley-Boyd (11-1)	Jim Brinker	Mayville (12-1)	Alex Hilber		21-14 (OT)	same
	5	Darlington (11-2)	Douglas McArthur	Edgar (12-1)	Jerry Sinz		22-14	site)
1992	6	Shell Lake (13-0)	Mark Cain	Highland (12-1)	Bruce Hebgen	Madison (All at same site)	7-0	
	1	Appleton West (13-0)	Paul Engen	Kenosha Tremper (11-2)	Ron Davies		17-7	26,093
	2	Monroe (12-0)	Pat Martin	Kaukauna (9-4)	Glen Hinkens		38-0	(All
	3	DePere (13-0)	Jim Finer	New Richmond (11-2)	Joe Jamieson		35-6	at
	4	Baldwin-Woodville (12-1)	Wade Labecki	Mayville (12-1)	Alex Hilber		11-7	same
	5	Edgar (12-1)	Jerry Sinz	Elk Mound (12-1)	Dan Pedersen		14-7	site)
1993	6	Owen-Withee (13-0)	Terry Laube	Hilbert (11-2)	Mike Moreau	Madison (All at same site)	16-14	
	1	Arrowhead (12-1)	Tom Taraska	Appleton West (12-1)	Paul Engen		21-7	27,616
	2	Menomonie (12-1)	Joseph R. LaBuda	Ashwaubenon (11-2)	Ken Golomski		49-31	(All
	3	Ashland (13-0)	Robert McLeod	Sturgeon Bay (12-1)	Gordy Saron		25-20	at
	4	Lancaster (10-3)	John Hoch	Northwestern (11-2)	Andy Lind		30-16	same
	5	Fall Creek (13-0)	Ron Schultz	Darlington (9-4)	Douglas McArthur		14-6	site)
1994	6	Thorp (12-1)	Earl Larson	Cassville (12-1)	Randy Hatlen	Madison (All at same site)	29-6	
	1	Arrowhead (13-0)	Tom Taraska	Muskego (12-1)	Dennis Johnson		19-16	35,460
	2	Cudahy (13-0)	Carey Venne	Menomonie (12-1)	Joe LaBuda		31-14	(All
	3	Monroe (13-0)	Pat Martin	Waupaca (12-1)	John Koronkiewicz		24-6	at
	4	Mayville (13-0)	Alex Hilber	Baldwin-Woodville (11-2)	Wade Labecki		47-0	same
	5	Fall Creek (13-0)	Ron Schultz	Darlington (12-1)	Douglas McArthur		10-7	site)
1995	6	Hilbert (12-1)	Mark Jonas	Thorp (11-2)	Earl Larson	Madison (All at same site)	34-6	
	1	Sun Prairie (13-1)	Mike Hahn	Kenosha Tremper (12-1)	Tom Follis		13-7	29,565
	2	Menomonie (11-2)	Joe LaBuda	Monroe (11-1)	Pat Martin		27-21	(All
	3	New Berlin Eisen. (11-1)	Jeff Setz	Ashland (11-1)	Bob LeLeod		7-6	at
	4	Stanley-Boyd (11-2)	Jim Brinker	Columbus (11-2)	John Titus		21-0	same
	5	Darlington (12-1)	Douglas McArthur	Hurley (11-2)	Scott Erickson		63-6	site)
1996	6	Turtle Lake (12-1)	Ed Hougdaahl	Cambria-Friesland (12-1)	James Bylsma	Madison (All at same site)	6-3	
	1	Arrowhead (14-0)	Tom Taraska	D.C. Everest (13-1)	Wayne Steffenhagen		24-21	25,942
	2	Ashwaubenon (10-4)	Ken Golomski	Monroe (11-2)	Pat Martin		29-8	(All
	3	New Berlin Eisen. (10-3)	Jeff Setz	Spooner (13-1)	Chris Anderson		21-7	at
	4	Columbus (14-0)	John Titus	Stanley-Boyd (10-4)	Jim Brinker		21-10	same
	5	Osseo-Fairchild (14-0)	Dan Waters	Darlington (13-1)	Douglas McArthur		10-7	site)
1997	6	Hilbert (12-2)	Mark Jonas	Greenwood (11-3)	Bob Lenz	Madison (All at same site)	35-15	
	1	Marshfield (12-2)	Len Luedtke	Oak Creek (13-1)	Joe Koch		21-14	26,992
	2	Menomonie (14-0)	Joe LaBuda	Germanatown (12-2)	Phil Datka		29-14	(All
	3	Oconto Falls (12-2)	Duane Rogatzki	Slinger (12-2)	Fred Spaeth		28-14	at
	4	Wittenberg-Birnam. (14-0)	Jim Moore	Darlington (13-1)	Dennis Bogacz		16-0	same
	5	Glenwood City (14-0)	Phil Ottney	Waterloo (13-1)	Doug Miller		36-14	site)
1998	6	Flambeau (13-0)	Darrell Gago	River Ridge (9-5)	Jerry Usgaard	Madison (All at same site)	28-14	
	1	D.C. Everest (14-0)	Wayne Steffenhagen	Oak Creek (12-2)	Joe Koch		14-12	26,888
	2	Germanatown (14-0)	Phil Datka	Ashwaubenon (11-3)	Ken Golomski		21-14	(All
	3	Slinger (12-2)	Fred Spaeth	Denmark (12-2)	Carl Paquet		44-20	at
	4	Colby (14-0)	Jeff Rosemeyer	Random Lake (12-2)	Chris Bichler		21-14	same
	5	Wrightstown (14-0)	Steve Klister & Bill Ehnerd	Edgar (13-1)	Jerry Sinz		29-8	site)
1999	6	Lake Holcombe (13-1)	Rollie Hall	Black Hawk (10-4)	Dennis Murphy	Madison (All at same site)	28-0	
	1	Homestead (14-0)	Dave Keel	Marshfield (13-1)	Len Luedtke		23-13	32,210
	2	Menomonie (12-2)	Joe LaBuda	Brookfield Central (12-2)	Rick Synold		19-8	(All
	3	Waunakee (12-1)	Pat Rice	Black River Falls (9-5)	Warren Rosin		37-14	at
	4	Cadott (14-0)	Pat Rothbauer	Lancaster (13-1)	John Hoch		34-21	same
	5	Edgar (14-0)	Jerry Sinz	Iola-Scandinavia (13-1)	Scott Erickson		22-6	site)
2000	6	Owen-Withee (14-0)	Terry Laube	Mineral Point (9-5)	Ron Murphy	Madison (All at same site)	54-6	
	1	Oshkosh North (14-0)	Steve Jorgensen	Arrowhead (10-4)	Tom Taraska		28-0	27,902
	2	Ashwaubenon (13-1)	Ken Golomski	Hamilton (11-3)	Stan Grove		19-12	(All
	3	Sheboygan Falls (14-0)	Dan Juedes	Notre Dame {Green Bay} (12-2)	John Nowak		41-0	at
	4	Lancaster (14-0)	John Hoch	Prescott (13-1)	Dave Hopkins		14-7	same
	5	Osseo-Fairchild (13-1)	Dan Waters	Edgar (13-1)	Jerry Sinz		32-6	site)
2001	6	Spring Valley (14-0)	Duane Jourdeans	Highland (13-1)	Joel Oleson	Madison (All at same site)	8-0	
	1	Marshfield (13-1)	Len Luedtke	Kenosha Tremper (13-1)	Frank Matrise		24-7	32,782
	2	Ashwaubenon (13-1)	Ken Golomski	Catholic Mem. {Wauk.} (10-4)	Bill Young		27-7	(All
	3	Fox Valley Lutheran (13-1)	Gene Strusz	Waunakee (13-1)	Pat Rice		23-13	at
	4	Lancaster (14-0)	John Hoch	Kewaunee (13-1)	Kurt Flaten		49-20	same
	5	Edgar (12-2)	Jerry Sinz	Kenosha St. Joseph (11-3)	Robert Freund		8-0	site)
2002	6	Spring Valley (14-0)	Duane Jourdeans	Hilbert (13-1)	Mike Moreau	Madison (All at same site)	34-3	
	1	Marshfield (13-1)	Len Luedtke	Arrowhead (12-2)	Tom Taraska		20-14	33,467
	2	Menomonie (14-0)	Joe LaBuda	Brookfield Central (11-3)	Rick Synold		17-14	(All
	3	Waunakee (13-1)	Pat Rice	Waupaca (10-4)	John Koronkiewicz	24-21	at	

Football

Year	Div.	Winner	Coach	Runner-up	Coach	Site	Score	Attend.
2002	4	Lancaster (13-1)	John Hoch	West Salem (10-4)	Wayne Sackett		33-6	same
	5	Somerset (12-2)	Bruce Larson	Marshall (12-2)	Mike Zimmerman		28-20	site)
	6	Saint Mary's Springs (14-0)	Bob Hyland	Hilbert (12-2)	Mike Moreau		16-14	
2003	7	Cambria-Friesland (14-0)	Jim Bylsma	Regis (10-4)	Chris O'Connell		14-10	
	1	D.C. Everest (14-0)	Wayne Steffenhagen	Arrowhead (11-3)	Tom Taraska	Madison	42-7	36,423
	2	Germantown (12-2)	Phil Datka	Menomonie (13-1)	Joe LaBuda	(All at	28-13	(All
	3	Notre Dame (14-0)	John Nowak	Wisconsin Lutheran (11-3)	Kirk DeNoyer	same site)	48-27	at
	4	Ripon (14-0)	Rick Kelm	Brodhead/Juda (11-3)	Gary Larsen		21-7	same
	5	Brillion (13-1)	Peter Kittel	Poyntette (13-1)	Dave Hamshire		30-13	site)
2004	6	Stratford (14-0)	Cal Tackes	Saint Mary's Springs (10-4)	Bob Hyland		29-13	
	7	Regis (14-0)	Chris O'Connell	Belmont (12-2)	Scott Tolzman		42-0	
	1	Mukwonago (14-0)	Keith Hensler	Marshfield (12-2)	Len Luedtke	Madison	17-6	29,928
	2	Waukesha West (12-2)	Steve Rux	Monona Grove (13-1)	Mike Stassi	(All at	24-7	(All
	3	Wisconsin Lutheran (14-0)	Kirk DeNoyer	Rice Lake (11-3)	LaVern Pottinger	same site)	41-13	at
	4	Sturgeon Bay (12-2)	Gary Rabach	Saint Francis (12-2)	Doug Sarver		21-14	same
	5	Brillion (13-1)	Peter Kittel	Somerset (13-1)	Bruce Larson		23-14	site)
2005	6	Stratford (14-0)	Cal Tackes	Pecatonica/Argyle (12-2)	Jim Strommen		32-3	
	7	Shell Lake (14-0)	Matt Cleary	Catholic Central (11-3)	Tom Aldrich		35-0	
	1	Racine Park (13-1)	Dennis Thompson	Wisconsin Rapids Line. (11-3)	Tony Biolo	Madison	28-9	27,623
	2	Ashwaubenon (12-1)	Ken Golowski	Waukegan (13-1)	Pat Rice	(All at	19-0	(All
	3	Wisconsin Lutheran (13-1)	Kirk DeNoyer	Mosinee (13-1)	Paul Nievinski	same site)	55-3	at
	4	Ripon (14-0)	Rick Kelm	West Salem (11-3)	Wayne Sackett		21-16	same
	5	Lancaster (14-0)	John Hoch	Somerset (13-1)	Bruce Larson		17-14	site)
	6	Stratford (14-0)	Cal Tackes	Saint Mary's Springs (8-6)	Bob Hyland		25-7	
	7	Pacelli (11-3)	Bob Raczek	Gilman (11-3)	Robin Rosemeyer		46-20	
	2006	1	Homestead (14-0)	Dave Keel	Arrowhead (12-2)	Tom Taraska	Madison	35-0
2		Franklin (14-0)	Jeff Klemp	Brookfield Central (13-1)	Doug Lange	(All at	36-29 (OT)	(All
3		Waupaca (12-2)	John Koronkiewicz	Greendale (12-2)	Rob Stoltz	same site)	7-3	at
4		Wrightstown (14-0)	Bill Ehnerd & Steve Klister	Mayville (11-3)	Tom Noennig		41-23	same
5		Lancaster (13-1)	John Hoch	Kewaunee (13-1)	Kurt Flaten		21-14	site)
6		Stratford (13-1)	Cal Tackes	Deerfield (12-2)	James Brown		26-24	
7		Gilman (12-2)	Robin Rosemeyer	Eleva-Strum (12-2)	Warren Behm		42-0	
2007	1	Arrowhead (14-0)	Tom Taraska	Homestead (12-2)	Dave Keel	Madison	31-7	32,483
	2	Kimberly (14-0)	Steve Jorgensen	DeForest (12-2)	Mike Minick	(All at	20-7	(All
	3	Wisconsin Lutheran (13-1)	Kirk DeNoyer	New London (12-2)	Pete Mroczynski	same site)	49-6	at
	4	West Salem (13-1)	Wayne Sackett	Kettle Moraine Lutheran (12-1)	Mark Otte		52-14	same
	5	Aquinas (12-2)	Dan Coughlin	Kewaunee (13-1)	Kurt Flaten		27-0	site)
	6	Stratford (14-0)	Cal Tackes	Iola-Scandinavia (13-1)	Scott Erickson		28-7	
2008	7	Eleva-Strum (14-0)	Warren Behm	Southwestern (9-5)	Dave Wills		41-6	
	1	Homestead (14-0)	Dave Keel	Arrowhead (13-1)	Tom Taraska	Madison	13-11	29,232
	2	Kimberly (14-0)	Steve Jorgensen	Verona Area (12-2)	Dave Richardson	(All at	28-14	(All
	3	Waupaca (14-0)	John Koronkiewicz	Reedsburg Area (10-4)	Brian Pottinger	same site)	21-20	at
	4	Wautoma/Faith Christian (13-1)	Dennis Moon	Big Foot (13-1)	Rodney Wedig		20-0	same
	5	Colby (14-0)	Jeff Rosemeyer	Cedar Grove-Belgium (13-1)	Chris Zablocki		42-13	site)
	6	Stratford (13-1)	Cal Tackes	Edgar (13-1)	Jerry Sinz		7-3	
7	Catholic Central (14-0)	Tom Aldrich	Hilbert (13-1)	Mike Breckheimer		37-14		

State Finals Football Participants

(First number in parentheses denotes division; second number denotes 1st or 2nd)

Antigo (3) – 1976 (1-1), 1978 (1-1), 1982 (1-1)	Denmark (3) – 1977 (3-2), 1978 (4-2), 1998 (3-2)	Kewaunee (3) – 2001 (4-2), 2006 (5-2), 2007 (5-2)	Notre Dame (Green Bay) (2) – 2000 (3-2), 2003 (3-1)	Slinger (2) – 1997 (3-2), 1998 (3-1)
Appleton West (3) – 1991 (1-2), 1992 (1-1), 1993 (1-2)	De Pere (1) – 1992 (3-1)	Kickapoo (1) – 1989 (6-2)	Oak Creek (2) – 1997 (1-2), 1998 (1-2)	Somerset (3) – 2002 (5-1), 2004 (5-2), 2005 (5-2)
Aquinas (1) – 2007 (5-1)	De Soto (6) – 1976 (4-1), 1983 (6-1), 1984 (6-1), 1985 (5-2), 1986 (5-2), 1990 (6-2)	Kimberly (2) – 2007 (2-1), 2008 (2-1)	Oakfield (1) – 1988 (6-2)	Southern Door (1) – 1989 (4-1)
Arrowhead (9) – 1993 (1-1), 1994 (1-1), 1996 (1-1), 2000 (1-2), 2002 (1-2), 2003 (1-2), 2006 (1-2), 2007 (1-1), 2008 (1-2)	Edgar (8) – 1979 (4-1), 1991 (5-2), 1992 (5-1), 1998 (5-2), 1999 (5-1), 2000 (5-2), 2001 (5-1), 2008 (6-2)	Kohler (1) – 1981 (5-2)	Oconomowoc (1) – 1987 (1-2)	Southwestern (1) – 2007 (7-2)
Ashland (3) – 1984 (2-1), 1993 (3-1), 1995 (3-2)	Edgerton (1) – 1979 (3-2)	Lake Holcombe (1) – 1998 (6-1)	Onton Falls (3) – 1982 (4-2), 1984 (3-2), 1997 (3-1)	Spencer (1) – 1982 (5-2)
Ashwaubenon (6) – 1993 (2-2), 1996 (2-1), 1998 (2-2), 2000 (2-1), 2001 (2-1), 2005 (2-1)	Eleva-Strum (2) – 2006 (7-2), 2007 (7-1)	Lakeland (1) – 1983 (3-1)	Oregon (1) – 1978 (2-2)	Spooner (2) – 1991 (3-2), 1996 (3-2)
Augusta (1) – 1989 (6-1)	Elk Mound (3) – 1989 (5-2), 1990 (5-2), 1992 (5-2)	Lancaster (7) – 1993 (4-1), 1999 (4-2), 2000 (4-1), 2001 (4-1), 2002 (4-1), 2005 (5-1), 2006 (5-1)	Oseola (1) – 1984 (5-1)	Spring Valley (3) – 1978 (5-1), 2000 (6-1), 2001 (6-1)
Baldwin-Woodville (4) – 1981 (3-2), 1987 (4-1), 1992 (4-1), 1994 (4-2)	Ellsworth (1) – 1990 (3-1)	Madison Memorial (2) – 1978 (1-2), 1984 (1-2)	Oshkosh North (1) – 2000 (1-1)	Stanley-Boyd (5) – 1977 (4-2), 1986 (4-2), 1991 (4-1), 1995 (4-1), 1996 (4-2)
Beaver Dam (1) – 1979 (2-1)	Fall Creek (2) – 1993 (5-1), 1994 (5-1)	Madison West (2) – 1977 (1-1), 1981 (1-2)	Osseo-Fairchild (7) – 1977 (4-1), 1981 (5-1), 1982 (5-1), 1983 (5-2), 1984 (4-2), 1996 (5-1), 2000 (5-1)	Stevens Point (1) – 1977 (1-2)
Belmont (1) – 2003 (7-2)	Flambeau (1) – 1997 (6-1)	Manawa (1) – 1985 (5-1)	Owen-Withee (2) – 1992 (6-1), 1999 (6-1)	Stratford (7) – 1986 (5-1), 2003 (6-1), 2004 (6-1), 2005 (6-1), 2006 (6-1), 2007 (6-1), 2008 (6-1)
Big Foot (1) – 2008 (4-2)	Florence (1) – 1987 (5-2)	Manitowoc (3) – 1984 (1-1), 1985 (1-1), 1986 (1-1)	Pacelli (1) – 2005 (7-1)	Sturgeon Bay (2) – 1993 (3-2), 2004 (4-1)
Black Hawk (1) – 1998 (6-2)	Fond du Lac (1) – 1987 (1-1)	Marinette (1) – 1989 (2-1)	Pecatonica/Argyle (1) – 2004 (6-2)	Sum Prairie (1) – 1995 (1-1)
Black River Falls (1) – 1999 (3-2)	Fox Valley Lutheran (1) – 2001 (3-1)	Marshall (2) – 1984 (5-2), 2002 (5-2)	Peshigo (1) – 1983 (5-1)	Superior (2) – 1988 (1-2), 1990 (1-1)
Brillion (3) – 1984 (4-1), 2003 (5-1), 2004 (5-1)	Franklin (1) – 2006 (2-1)	Marshfield (5) – 1997 (1-1), 1999 (1-2), 2001 (1-1), 2002 (1-1), 2004 (1-2)	Platteville (1) – 1983 (4-1)	Thorp (2) – 1993 (6-1), 1994 (6-2)
Brodhead/Juda (1) – 2003 (4-2)	Germantown (4) – 1979 (2-2), 1997 (2-2), 1998 (2-1), 2003 (2-1)	Mayville (4) – 1991 (4-2), 1992 (4-2), 1994 (4-1), 2006 (4-2)	Plymouth (2) – 1976 (3-1), 1978 (3-1)	Three Lakes (1) – 1982 (6-2)
Brookfield Central (3) – 1999 (2-2), 2002 (2-2), 2006 (2-2)	Gilman (3) – 1986 (6-1), 2005 (7-2), 2006 (7-1)	Menomonee Falls (1) – 1985 (1-2)	Port Washington (4) – 1979 (1-2), 1983 (2-2), 1985 (2-1), 1990 (2-2)	Turner (2) – 1987 (4-2), 1988 (4-1)
Cadott (1) – 1999 (4-1)	Glenwood City (2) – 1985 (6-1), 1997 (5-1)	Menomonee Falls East (1) – 1976 (2-1)	Poyntette (2) – 1981 (6-2), 2003 (5-2)	Turtle Lake (2) – 1988 (6-1), 1995 (6-1)
Cambria-Friesland (2) – 1995 (6-2), 2002 (7-1)	Grafton (4) – 1977 (2-2), 1981 (2-1), 1982 (2-1), 1984 (2-2)	Menomonie (8) – 1985 (2-2), 1993 (2-1), 1994 (2-2), 1995 (2-1), 1997 (2-1), 1999 (2-1), 2002 (2-1), 2003 (2-2)	Prairie du Chien (3) – 1978 (3-2), 1985 (3-2), 1988 (3-2)	Two Rivers (3) – 1980 (3-1), 1981 (3-1), 1982 (3-1)
Cambridge (2) – 1979 (5-1), 1986 (6-2)	Greendale (1) – 2006 (3-2)	Middleton (2) – 1983 (2-1), 1987 (2-1)	Prescott (1) – 2000 (4-2)	Verona Area (1) – 2008 (2-2)
Cashton (2) – 1979 (5-2), 1981 (6-1)	Greenwood (2) – 1990 (6-1), 1996 (6-2)	Milton (2) – 1986 (3-1), 1989 (3-1)	Pulaski (1) – 1980 (2-2)	Waterloo (2) – 1988 (5-2), 1997 (5-2)
Cassville (4) – 1980 (5-2), 1982 (6-1), 1987 (6-2), 1993 (6-2)	Hamilton (1) – 2000 (2-2)	Mineral Point (1) – 1999 (6-2)	Racine Horlick (1) – 1976 (1-2)	Waukesha North (1) – 1983 (1-2)
Catholic Central (2) – 2004 (7-2), 2008 (7-1)	Hayward (1) – 1987 (3-1)	Milwaukee Tech (1) – 1986 (1-2)	Racine Park (2) – 1988 (1-1), 2005 (1-1)	Waukesha South (1) – 1989 (1-2)
Catholic Memorial (Waukesha) (1) – 2001 (2-2)	HIGHLAND (2) – 1991 (6-2), 2000 (6-2)	Mineral Point (1) – 1999 (6-2)	Randolph (1) – 1978 (5-2)	Waukesha West (1) – 2004 (2-1)
Cedar Grove-Belgium (1) – 2008 (5-2)	Hilbert (7) – 1989 (5-1), 1992 (6-2), 1994 (6-1), 1996 (6-1), 2001 (6-2), 2002 (6-2), 2008 (7-2)	Mondovi (1) – 1990 (4-2)	Random Lake (1) – 1998 (4-2)	Waunakee (4) – 1999 (3-1), 2001 (3-2), 2002 (3-1), 2005 (2-2)
Clintonville (2) – 1976 (2-2), 1978 (2-1)	Homestead (4) – 1999 (1-1), 2006 (1-1), 2007 (1-2), 2008 (1-1)	Monona Grove (3) – 1977 (2-1), 1984 (3-1), 2004 (2-2)	Reedsburg Area (1) – 2008 (3-2)	Waupaca (4) – 1994 (3-2), 2002 (3-2), 2006 (3-1), 2008 (3-1)
Colby (3) – 1985 (4-2), 1998 (4-1), 2008 (5-1)	Hurley (1) – 1995 (5-2)	Monroe (8) – 1986 (2-1), 1987 (2-2), 1990 (2-1), 1991 (2-1), 1992 (2-1), 1994 (3-1), 1995 (2-2), 1996 (2-2)	Regis (2) – 2002 (7-2), 2003 (7-1)	Wautoma/Faith Christian (1) – 2008 (4-1)
Colfax (1) – 1984 (6-2)	Iola-Scandinavia (2) – 1999 (5-2), 2007 (6-2)	Mosinee (5) – 1980 (4-1), 1981 (4-1), 1983 (4-2), 1989 (3-2), 2005 (3-2)	Rice Lake (4) – 1979 (3-1), 1980 (3-2), 1982 (3-2), 2004 (3-2)	Wauwatosa West (1) – 1982 (2-2)
Columbus (3) – 1990 (4-1), 1995 (4-2), 1996 (4-1)	Iowa-Grant (3) – 1976 (3-2), 1977 (3-1), 1979 (4-2)	Mukwonago (1) – 2004 (1-1)	Richland Center (1) – 1990 (3-2)	Webster (1) – 1987 (6-1)
Cudahy (2) – 1982 (1-2), 1994 (2-1)	Jefferson (1) – 1991 (3-1)	Muskego (1) – 1994 (1-1)	Ripon (2) – 2003 (4-1), 2005 (4-1)	West Salem (3) – 2002 (4-2), 2005 (4-2), 2007 (4-1)
D.C. Everest (6) – 1981 (1-1), 1983 (1-1), 1989 (1-1), 1996 (1-2), 1998 (1-1), 2003 (1-1)	Kenosha St. Joseph (1) – 2001 (5-2)	New Berlin Eisenhower (4) – 1986 (2-2), 1989 (2-2), 1995 (3-1), 1996 (3-1)	River Ridge (1) – 1997 (6-2)	Whitewater (2) – 1980 (2-1), 1981 (2-2)
Darlington (8) – 1987 (5-1), 1990 (5-1), 1991 (5-1), 1993 (5-2), 1994 (5-2), 1995 (5-1), 1996 (5-2), 1997 (4-2)	Kenosha Tremper (7) – 1979 (1-1), 1980 (1-1), 1990 (1-2), 1991 (1-1), 1992 (1-2), 1995 (1-2), 2001 (1-2)	New Berlin West (1) – 1988 (2-2)	Saint Croix Central (1) – 1988 (5-1)	Wild Rose (1) – 1976 (4-2)
Deerfield (2) – 1985 (6-2), 2006 (6-2)	Kettle Moraine (1) – 1988 (1-2)	New London (1) – 2007 (3-2)	Saint Croix Falls (1) – 1988 (4-2)	Wisconsin Lutheran (4) – 2003 (3-2), 2004 (3-1), 2005 (3-1), 2007 (3-1)
DeForest (4) – 1980 (4-2), 1981 (4-2), 1982 (4-1), 2007 (2-2)	Kettle Moraine Lutheran (1) – 2007 (4-2)	New Richmond (1) – 1992 (3-2)	Saint Francis (1) – 2004 (4-2)	Wisconsin Rapids (2) – 1980 (1-2), 2005 (1-2)

Football Attendance

Level 1 - Div. 1		Level 1 - Div. 5		Level 2 - Div. 3		Wautoma..... 1,229	
Appleton North..... 1,175		Aquinas..... 481		Greendale..... 1,942		West Salem..... 1,293	
Arrowhead..... 1,428		Brillion..... 510		Medford Area..... 908		Total..... 5,392	
Chippewa Falls..... 1,693		Cambridge..... 545		Mosinee..... 1,222		Level 3 - Div. 5	
D.C. Everest..... 1,934		Cedar Grove-Belgium..... 710		Mount Horeb..... 1,537		Cedar Grove-Belgium..... 1,259	
Hartford Union..... 1,165		Chetek..... 589		Notre Dame..... 1,902		Lancaster..... 716	
Homestead..... 1,484		Colby..... 612		Reedsburg Area..... 1,066		Saint Mary's Springs..... 935	
Kenosha Bradford..... 797		Howards Grove..... 472		West De Pere..... 1,247		Stanley-Boyd..... 1,329	
Kenosha Tremper..... 596		Lancaster..... 508		Wisconsin Lutheran..... 1,924		Total..... 4,239	
Madison West..... 875		Marshall..... 468		Level 2 - Div. 4		Level 3 - Div. 6	
Marquette University H.S..... 652		Niagara..... 380		Big Foot..... 756		Edgar..... 890	
Middleton..... 1,415		Pardeeville..... 634		Bloomer..... 1,467		Pacelli..... 824	
Milwaukee Riverside University H.S..... 577		Saint Mary's Springs..... 690		Gale-Ettrick-Trempealeau..... 1,553		Racine Lutheran..... 625	
Milwaukee South..... 166		Shoreland Lutheran..... 299		Kettle Moraine Lutheran..... 821		Stratford..... 1,030	
Racine Horlick..... 700		Stanley-Boyd..... 819		Kewaunee..... 1,542		Total..... 3,369	
Stevens Point..... 1,319		Webster..... 853		Lodi..... 1,541		Level 3 - Div. 7	
Sun Prairie..... 1,556		Whitehall..... 442		Oconto..... 769		Catholic Central..... 678	
Total..... 17,532		Total..... 9,012		Somerset..... 1,475		De Soto..... 885	
Level 1 - Div. 2		Level 1 - Div. 6		Level 2 - Div. 5		Total..... 9,924	
Antigo..... 1,224		Argyle..... 494		Colby..... 862		Level 4 - Div. 1	
Ashwaubenon..... 1,097		Bangor..... 766		Fall Creek..... 750		Oshkosh West..... 1,887	
Brookfield Central..... 553		Blair-Taylor..... 530		Iowa-Grant..... 734		Whitewater..... 1,626	
Cedarburg..... 544		Brookfield Academy..... 406		Ladysmith..... 917		Total..... 3,513	
DeForest..... 1,152		Clear Lake..... 526		Marshall..... 1,095		Level 4 - Div. 2	
Kaukauna..... 1,124		Coleman..... 582		Niagara..... 604		D.C. Everest..... 2,442	
Kimberly..... 1,912		Edgar..... 711		Oostburg..... 1,293		Watertown..... 1,762	
La Crosse Central..... 916		Fennimore..... 673		Saint Mary's Springs..... 1,038		Total..... 4,204	
La Crosse Logan..... 1,086		Flambeau..... 259		Level 2 - Div. 6		Level 4 - Div. 3	
Menomonie..... 1,496		Kickapoo..... 473		Bangor..... 1,320		Beaver Dam..... 1,534	
Milton..... 1,155		Manitowoc Lutheran..... 384		Clear Lake..... 687		Ripon..... 2,104	
Oregon..... 821		Mineral Point..... 407		Coleman..... 783		Total..... 3,638	
Verona Area..... 1,380		Pacelli..... 552		Edgar..... 1,028		Level 4 - Div. 4	
Waterford..... 810		Stratford..... 784		Fennimore..... 1,287		Chippewa Falls..... 1,544	
Wauwaukee..... 1,307		Thorp..... 430		Necedah..... 585		Middleton..... 1,459	
West Bend West..... 979		Wild Rose..... 566		Pacelli..... 900		Total..... 3,003	
Total..... 17,556		Total..... 8,543		Racine Lutheran..... 576		Level 4 - Div. 5	
Level 1 - Div. 3		Level 1 - Div. 7		Level 2 - Div. 7		Level 4 - Div. 6	
Ashland..... 801		Almond-Bancroft..... 410		Catholic Central..... 620		Appleton North..... 1,172	
Catholic Memorial..... 1,389		Catholic Central..... 456		Hilbert..... 647		Middleton..... 1,153	
Evansville..... 660		De Soto..... 401		Ithaca..... 604		Total..... 2,325	
Hayward..... 1,004		Florence..... 325		McDonell Central..... 1,036		Level 4 - Div. 7	
Kewaskum..... 920		Frederic..... 424		Plum City..... 736		Holmen..... 1,202	
Lakeland..... 774		Gilman..... 419		Shell Lake..... 641		Wausau West..... 1,576	
Madison Edgewood..... 548		Hilbert..... 581		Shullsburg..... 984		Total..... 2,778	
McFarland..... 533		Hillsboro..... 446		Suring..... 479		Level 4 - Div. 8	
Notre Dame..... 1,194		Hustisford..... 362		Total..... 5,747		Portage..... 707	
Pewaukee..... 847		Ithaca..... 361		Level 3 - Div. 1		Stevens Point..... 800	
Port Washington..... 721		Plum City..... 474		Arrowhead..... 2,341		Total..... 1,507	
Union Grove..... 1,187		Potosi..... 327		Kenosha Bradford..... 1,336		Summary	
Waupaca..... 1,714		Rio..... 476		Racine Park..... 1,807		Pre-State	
West De Pere..... 1,389		Shell Lake..... 453		Stevens Point..... 1,237		Division 1..... 43,106	
Wisconsin Dells..... 985		Turtle Lake..... 294		Total..... 6,721		Division 2..... 42,641	
Wisconsin Lutheran..... 615		Wisconsin Rapids Lincoln..... 220		Level 3 - Div. 2		Division 3..... 36,835	
Total..... 15,281		Total..... 6,429		Franklin..... 1,412		Division 4..... 31,319	
Level 1 - Div. 4		Level 2 - Div. 1		Level 3 - Div. 3		Division 5..... 22,869	
Baldwin-Woodville..... 960		Bay Port..... 1,999		D.C. Everest..... 1,561		Division 6..... 21,856	
Big Foot..... 672		D.C. Everest..... 3,078		Greendale..... 1,821		Division 7..... 16,867	
Brodhead..... 627		Homestead..... 2,610		Kewaskum..... 1,651		Total..... 215,493	
Denmark..... 761		Kettle Moraine..... 1,156		Madison Edgewood..... 1,135		State	
Gale-Ettrick-Trempealeau..... 887		Middleton..... 1,679		Total..... 6,168		Division 1..... 5,986	
Kewaunee..... 980		Milwaukee South..... 453		Level 3 - Div. 4		Division 2..... 6,058	
Lodi..... 1,120		Oshkosh West..... 1,841		Baldwin-Woodville..... 1,758		Division 3..... 5,728	
Mondovi..... 1,075		Racine Park..... 2,524		Big Foot..... 1,112		Division 4..... 3,037	
Prairie du Chien..... 675		Total..... 15,340		Level 3 - Div. 5		Division 5..... 2,814	
Ripon..... 824		Level 2 - Div. 2		D.C. Everest..... 1,561		Division 6..... 3,517	
Saint Croix Falls..... 949		Antigo..... 1,863		Greendale..... 1,821		Division 7..... 2,092	
Somerset..... 924		Franklin..... 1,216		Madison Edgewood..... 1,135		Total..... 29,232	
Wautoma..... 660		Hamilton..... 1,537		Level 3 - Div. 6		2008 Grand Total..... 244,725	
West Salem..... 701		Marshfield..... 1,943		Level 3 - Div. 7			
Winnebago Lutheran Academy..... 448		Oshkosh North..... 1,931		Level 3 - Div. 8			
Wrightstown..... 737		Verona Area..... 1,516		Level 3 - Div. 9			
Total..... 13,000		Wauwaukee..... 1,541		Level 3 - Div. 10			
		West Bend East..... 984		Level 3 - Div. 11			
		Total..... 12,531		Level 3 - Div. 12			

Football Playoff Crowds of More than 3,000 Spectators

This list identifies crowds of more than 3,000 spectators for pre-state and State Finals single games. Since 1982, all State Finals games have been played at Camp Randall Stadium where season ticket sales were involved. Those crowds in excess of 3,000 are not included in this list.

Attend.	Year	Location	Opponents	Class/Division
6,407	1977	Madison (Mansfield)	Madison East-Madison West	Class AA Semifinal
6,082	1999	Chippewa Falls	Marshfield-Chippewa Falls	Division 1 - Level 3
5,901	2005	Racine Park	Mukwonago-Racine Park	Division 1 - Level 3
5,209	1977	Madison (Mansfield)	Madison West-Stevens Point	Class AA Finals
5,147	2007	Arrowhead	Arrowhead-Marquette University H.S.	Division 1 - Level 3
4,977	2004	Waukesha North	Menomonee Falls-Mukwonago	Division 1 - Level 4
4,785	1987	Waukesha North	Oconomowoc-Mukwonago	Division 1 State Semifinals
4,659	2004	Menomonee Falls	Marquette University H.S.-Menomonee Falls	Division 1 - Level 3
4,595	1981	Stevens Point	D.C. Everest-Madison West	Division 1 Finals
4,508	1976	Oshkosh (Titan)	Antigo-Racine Horlick	Class AA Finals
4,449	2005	Menomonie	Chippewa Falls-Menomonie	Division 2 - Level 3

Football

Attend.	Year	Location	Opponents	Class/Division
4,307	1994	D.C. Everest	Wisconsin Rapids-D.C. Everest	Division 1 - Level 2
4,128	1987	Fond du Lac	Fond du Lac-Manitowoc	Division 1 Sectional Finals
4,092	1976	Racine (Horlick)	Racine Horlick-South Milwaukee	Class AA Semifinals
4,073	1998	Stevens Point	D.C. Everest-Wisconsin Rapids Lincoln	Division 1 - Level 4
4,049	2003	Homestead	Homestead-Marquette University H.S.	Division 1 - Level 3
4,044	1989	Racine (Wash. Park)	Waukesha South-Racine Wash. Park	Division 1 State Semifinals
4,027	1986	Milwaukee Pulaski	Milwaukee Tech-Oconomowoc	Division 1 Sectional Finals
4,025	2000	Oshkosh North	Oshkosh North-Fond du Lac	Division 1 - Level 3
4,021	1980	Madison (Mansfield)	Kenosha Tremper-Wisconsin Rapids	Division 1 Finals
4,000	1978	Oshkosh (Titan)	Antigo-Green Bay East	Division 1 Semifinals
3,946	1997	Wisconsin Rapids Lincoln	Marshfield-Wisconsin Rapids Lincoln	Division 1 - Level 3
3,872	2003	Menomonie	Menomonie-Marshfield	Division 2 - Level 3
3,863	1981	Monona Grove	Mosinee-DeForest	Division 4 Finals
3,780	2000	Oshkosh West	Oshkosh North-Oshkosh West	Division 1 - Level 2
3,771	2005	Oshkosh West	Bay Port-Wisconsin Rapids Lincoln	Division 1 - Level 4
3,762	1989	Berlin	Milton-Berlin	Division 3 State Semifinals
3,756	1986	Milton	Milton-Wisconsin Dells	Division 3 Sectional Finals
3,750	1978	Oshkosh (Titan)	Antigo-Madison Memorial	Division 1 Finals
3,743	1977	Monona Grove	Monona Grove-Tomah	Class A Semifinals
3,729	1981	Oconomowoc	Grafton-Whitewater	Division 2 Finals
3,686	2004	Appleton North	Appleton North-Marshfield	Division 1 - Level 3
3,669	1977	Oconomowoc	Grafton-Monona Grove	Class A Finals
3,664	2000	West Allis Hale	Arrowhead-Waukesha West	Division 1 - Level 4
3,660	1988	Oconomowoc	Oconomowoc-Waukesha South	Division 1 Sectional Finals
3,621	1980	Racine (Horlick)	Kenosha Tremper-Racine Case	Division 1 Semifinals
3,601	2007	Kenosha Tremper	Kenosha Bradford-Kenosha Tremper	Division 1 - Level 2
3,585	1976	Oshkosh (Titan)	Antigo-Milwaukee Madison	Class AA Semifinals
3,555	2001	Menomonie	Menomonie-Wausau East	Division 2 - Level 3
3,554	2002	Valders	Kewaunee-Valders	Division 4 - Level 3
3,551	2001	Badger	Janesville Parker-Kenosha Tremper	Division 1 - Level 4
3,549	2007	D.C. Everest	D.C. Everest-Stevens Point	Division 1 - Level 2
3,520	1978	Monona Grove	Clintonville-Oregon	Division 2 Finals
3,502	1983	Green Bay (Lambeau)	Green Bay West-Waukesha North	Division 1 Semifinals
3,452	2007	Hartford Union	Hartford Union-Homestead	Division 1 - Level 3
3,452	2007	Stevens Point	Appleton North-Stevens Point	Division 1 - Level 3
3,449	1977	Eau Claire (Carson)	Osseo-Fairchild-Stanley-Boyd	Class C Finals
3,442	1986	Oconomowoc	Oconomowoc-Menomonee Falls	Division 1 Sectional Semifinals
3,482	1979	Racine (Horlick)	Cudahy-Kenosha Tremper	Division 1 Semifinals
3,463	1984	Manitowoc	Appleton West-Manitowoc	Division 1 Semifinals
3,394	2002	Arrowhead	Arrowhead-Madison La Follette	Division 1 - Level 3
3,349	1976	Madison (Mansfield)	Iowa-Grant-Plymouth	Class B Finals
3,342	1979	Oshkosh (Titan)	Beaver Dam-Germantown	Division 2 Finals
3,319	2007	Ashwaubenon	De Pere-Kimberly	Division 2 - Level 3
3,310	1990	Edgerton	Edgerton-Milton	Division 3 Sectional Semifinals
3,309	1995	River Falls	River Falls-Menomonie	Division 2 - Level 2
3,304	1979	Oshkosh (Titan)	Kenosha Tremper-Port Washington	Division 1 Finals
3,304	2004	Wisconsin Rapids Lincoln	Marshfield-Neenah	Division 1 - Level 4
3,281	1994	Menomonie	River Falls-Menomonie	Division 2 - Level 2
3,272	2006	Germantown	Arrowhead-Milwaukee Riverside University	Division 1 - Level 4
3,267	1977	Oshkosh (Titan)	Neenah-Stevens Point	Class AA Semifinals
3,265	2007	Ashwaubenon	Clintonville-New London	Division 3 - Level 4
3,242	1989	Marinette	Ashwaubenon-Marinette	Division 2 Sectional Finals
3,217	1994	Arrowhead	Hartford-Arrowhead	Division 1 - Level 1
3,215	2001	Kenosha Tremper	Kenosha Tremper-Muskego	Division 1 - Level 3
3,211	2000	Marshfield	D.C. Everest-Marshfield	Division 1 - Level 2
3,194	2000	Waukesha West	Waukesha West-Janesville Parker	Division 1 - Level 3
3,183	1982	Green Bay (Lambeau)	Appleton East-Green Bay West	Division 1 Quarterfinals
3,181	1999	Homestead	Mukwonago-Homestead	Division 1 - Level 3
3,180	1998	D.C. Everest	D.C. Everest-Appleton East	Division 1 - Level 3
3,169	2000	D.C. Everest	Green Bay Preble-D.C. Everest	Division 1 - Level 3
3,163	1982	Racine (Horlick)	Cudahy-Racine Park	Division 1 Semifinals
3,162	2002	Racine Horlick	Arrowhead-Oak Creek	Division 1 - Level 4
3,149	2007	DeForest	DeForest-Waunakee	Division 2 - Level 3
3,148	1995	Kaukauna	Seymour-Kaukauna	Division 2 - Level 2
3,138	2000	Appleton North	Oshkosh North-Green Bay Preble	Division 1 - Level 4
3,134	1989	Waukesha South	Arrowhead (Hartland)-Waukesha South	Division 1 Sectional Finals
3,124	1996	D.C. Everest	D.C. Everest-Marshfield	Division 1 - Level 3
3,122	1986	Milton	Milton-De Forest	Division 3 Sectional Semifinals
3,122	1999	Baraboo	Marshfield-Middleton	Division 1 - Level 4
3,119	1978	Monona Grove	East Troy-Oregon	Division 2 Semifinals
3,117	1999	Eau Claire Memorial	Rice Lake-Menomonie	Division 2 - Level 3
3,109	2003	Bay Port	Bay Port-Menasha	Division 2 - Level 3
3,105	2003	Racine Park	Oak Creek-Arrowhead	Division 1 - Level 4
3,092	2006	Pius XI	Franklin-Pius XI	Division 2 - Level 3
3,091	1983	Brown Deer	Mukwonago-Port Washington	Division 2 Semifinals
3,078	2008	D.C. Everest	D.C. Everest-Stevens Point	Division 1 - Level 2
3,057	2001	Waunakee	Waunakee-Monona Grove	Division 3 - Level 3
3,052	1989	La Crosse Logan	Durand-Westby	Division 4 State Semifinals
3,040	1981	Greendale	Greendale-Milwaukee Tech	Division 1 Quarterfinals
3,026	2000	Marquette University H.S.	Arrowhead-Marquette University H.S.	Division 1 - Level 3
3,026	2001	Marshfield	Bay Port-Marshfield	Division 1 - Level 3

Football Playoff Attendance History

	Level 1	Level 2	Level 3	Level 4	State 1st Day	State 2nd Day	Total State	Grand Total
1976	---	---	19,949	---	---	---	12,254	32,302
1977	---	---	24,727	---	---	---	14,690	39,417
1978	---	---	23,323	---	---	---	13,400	36,723
1979	---	---	20,607	---	---	---	12,273	32,890
1980	---	5,641	19,319	---	---	---	11,767	36,727
1981	---	41,041	21,613	---	---	---	18,430	81,084
1982	---	35,981	20,147	---	8,851	9,025	17,876	74,094
1983	---	36,844	25,442	---	12,123	12,215	24,338	86,624
1984	---	35,138	19,188	---	7,589	10,739	18,328	72,654
1985	---	31,099	17,189	---	10,205	9,565	19,770	68,058
1986	---	34,499	21,492	---	11,461	12,144	23,605	79,596
1987	52,314	36,529	22,435	---	19,082	16,768	35,850	147,128
1988	43,094	32,086	15,955	---	10,231	13,719	23,950	115,085
1989	57,909	41,232	27,044	---	14,898	14,208	29,106	155,291
1990	53,082	34,537	20,360	---	14,004	16,053	30,057	138,036
1991	43,612	20,135	15,590	---	15,368	14,227	29,595	108,932
1992	51,996	29,976	19,133	---	13,678	12,415	26,093	127,198

	Level 1	Level 2	Level 3	Level 4	State 1st Day	State 2nd Day	Total State	Grand Total
1993	47,709	27,679	17,244	--	15,159	12,457	27,616	120,248
1994	54,516	42,041	24,910	--	14,480	20,980	35,460	156,927
1995	49,595	34,756	16,892	--	16,871	12,694	29,565	130,808
1996	49,102	50,309	32,833	15,567	15,562	10,290	25,942	173,753
1997	78,078	47,377	36,491	17,816	15,844	11,148	26,992	206,754
1998	83,009	51,739	36,950	22,029	16,029	10,859	26,888	220,615
1999	91,542	57,769	48,021	21,873	20,713	11,497	32,210	251,415
2000	91,039	60,694	49,916	23,703	16,679	11,223	27,902	253,254
2001	90,722	57,309	49,896	25,857	21,187	11,595	32,782	256,566
2002	91,391	65,179	50,295	22,684	15,217	18,250	33,467	263,016
2003	84,827	64,444	51,239	23,439	18,736	17,687	36,423	260,372
2004	76,541	56,398	45,774	28,430	13,561	16,367	29,928	237,071
2005	102,975	72,154	57,859	27,394	13,556	14,067	27,623	288,005
2006	96,760	66,807	46,953	25,379	12,964	17,901	30,865	266,764
2007	103,795	67,631	56,081	27,448	13,135	19,348	32,483	287,438
2008	87,353	69,749	37,423	20,968	11,460	17,772	29,232	244,725

1976 & 1977 – Four divisions; 16 teams; 12 games. 1981 through 1986 – Six divisions; 48 teams; 42 games. 2002-2008 – Seven divisions; 224 teams; 217 games.
 1978 & 1979 – Five divisions; 20 teams; 15 games. 1987 through 1995 – Six divisions; 96 teams; 90 games.
 1980 – Five divisions; 24 teams (8 in Division 5); 19 games. 1996-2001 – Six divisions; 192 teams; 180 games.

Football Financial Statement

Level 1 Receipts	
Tickets	\$ 261,335.00
Broadcast Rights	4,330.00
Total Level 1 Receipts	\$ 265,665.00
Level 1 Expenses	
Meet Allowances	\$ 105,189.54
Team Travel	29,067.00
Officials Fees	38,823.23
Awards	1,314.00
Total Level 1 Expenses	\$ 174,393.77
Level 2 Receipts	
Tickets	\$ 208,083.00
Broadcast Rights	3,140.00
Total Level 2 Receipts	\$ 211,223.00
Level 2 Expenses	
Meet Allowances	\$ 74,883.10
Team Travel	14,649.00
Officials Fees	19,551.20
Total Level 2 Expenses	\$ 109,083.30
Level 3 Receipts	
Tickets	\$ 111,925.00
Broadcast Rights	1,940.00
Total Level 3 Receipts	\$ 113,865.00
Level 3 Expenses	
Meet Allowances	\$ 42,307.25
Team Travel	8,487.00
Officials Fees	10,153.53
Total Level 3 Expenses	\$ 60,947.78
Level 4 Receipts	
Tickets	\$ 62,664.00
Broadcast Rights	1,250.00
Total Level 4 Receipts	\$ 63,914.00
Level 4 Expenses	
Meet Allowances	\$ 23,184.90
Team Travel	6,410.00
Officials Fees	5,074.43
Awards	4,243.78
Total Level 4 Expenses	\$ 38,913.11
State Receipts	
Tickets	\$ 166,114.00
Programs	2,360.50
Program Ads	4,167.84
Royalties	1,220.16
Television Rights	20,000.00
Radio Rights	2,300.00
Postage/Handling	156.00
Total State Receipts	\$ 196,318.50
State Expenses	
Running Meet	\$ 101,785.78
Programs	3,892.00
Officials Fees	5,589.62
Awards	5,198.44
Team Travel	32,469.00
Total State Expenses	\$ 148,934.84
GRAND TOTAL RECEIPTS	\$ 850,985.50
GRAND TOTAL EXPENSES	532,272.80
DIFFERENCE	\$ 318,712.70

Football Attendance Summary - 2008

	Level 1	Level 2	Level 3	Level 4	State Finals	Totals
Division 1	17,532	15,340	6,721	3,513	5,986	49,092
Division 2	17,556	12,531	8,350	4,204	6,058	48,699
Division 3	15,281	11,748	6,168	3,638	5,728	42,563
Division 4	13,000	9,924	5,392	3,003	3,037	34,356
Division 5	9,012	7,293	4,239	2,325	2,814	25,683
Division 6	8,543	7,166	3,369	2,778	3,517	25,373
Division 7	6,429	5,747	3,184	1,507	2,092	18,959
Grand Total	87,353	69,749	37,423	20,968	29,232	244,725

Boys Golf

The WIAA goes back to 1923 to determine the beginning of its boys spring golf tournament program.

There were 11 schools that participated the first year of the Boys State Golf Tournament. It was held in Racine. Racine (a one high school district at that time) won the championship with Hartland (now Arrowhead) second and South Milwaukee third.

Racine held the tournament the next three years, too, then it moved around among many communities. Lawsonia, near Green Lake, has hosted the State Tournament for on two separate occasions (1955-62 and 1976-80). But usually, the sites changed after two or three years. Lake Arrowhead in Adams County held it from 1986 to 1989.

Because golf became a two-class tournament program in 1989, the B-C portion that year went to Mishicot (Fox Hills) where the entire program – meaning three classes for the first time – was held in 1990. Terminology was changed in 1991 from Classes to Divisions (1-2-3). Beginning in 1994, the tournament

moved to the University Ridge Course in Madison where it remains today.


Madison West holds the greatest number of team titles with 15. Osseo-Fairchild is next with eight and Racine Park has seven.

Racine (1923-25), Madison West (1934-36 and 1960-62), Middleton (1997-99), Osseo-Fairchild (1994-96) and Arrowhead (2007-09) have won three straight championships.

Bill Heim of Green Bay Preble and Jeremy Lyons of Glenwood City are the only individuals to win medalist honors three times. Heim won from 1986-88 and Lyons from 1997-99.

Twelve other individuals have been medalists twice. Edward Lock of Lake Geneva (now Badger) was the first in 1927-28. Steve Bull of Racine Horlick did it in 1950 and 1952. Rick Radder of Madison West won in both 1961 and 1962; Andy North of Monona Grove won in 1966 and 1967; Mark Voeller of Whitewater in 1988 and 1989; Kent Higley of Eleva-Strum in 1989 and 1990; Scott Cole of New Richmond in 1993 and 1995; Chad Kovaleski of New Richmond in 1999 and 2000; Matt Bark of Washburn in 2000 and 2001; Tyler Obermueller of River Falls in 2002 and 2004; and Cody Strang of Edgewood and Jake Nelson of Ladysmith in 2008 and 2009. Madison West has produced the individual titlist nine times, the most of any member institution.

Since moving to University Ridge in 1994, Andy Hansen of Arrowhead has shot the best 36-hole score in the State Tournament with a 136 in 2006. The only other golfer to hit below 140 was a 139 shot by Anthony Aicher of Wausau East in 2009.



ARROWHEAD – BOYS GOLF CHAMPIONS (DIVISION 1) – 2008-2009

From left to right, front row, Christopher Palmer, Clayton Jones, Samuel Weber; second row, Stuart Gerger, Jake Wisniewski, Steven Sorenson, Marcus Menzel, Matthew Ross, Connor McBride; third row, Coach Roger Kuckkan, Michael Sorenson, Peter Kissinger, Steven Peck, Head Coach Tom Tallmadge.



MADISON EDGEWOOD – BOYS GOLF CHAMPIONS (DIVISION 2) – 2008-2009

From left to right, front row, Gilberto Enriquez, Shane Sweeney, Tom Murphy, Brad Keegan, Sam Daniels, Charlie Hackworthy; second row, Scott Schlageter, Jacob Lefurgey, Scott Hird, Daniel Afable, Cody Strang, Phillip Fonfara, Alex Brown; third row, Gage Maurer, Matthew Wolter, Coach Joe Ring, Assistant Coach Steve Shafranski, Aaron Shafranski, Steffen Lake; fourth row, Jack Lorge, Kevin Curliss, Kevin Goldsworthy, Sean Murphy, Matthew Flesch, Michael Murphy.

Boys Fall Golf

The WIAA sponsored golf as a fall sport for boys from 1974 to 1985 after which it was dropped because of the low number of participating schools. Appleton West won three championships while Greendale, Neenah and Racine Case each won two titles. Jeff Thomas of Racine Case (1974 and 1975) and Robert Schuhart of Oshkosh West (1980 and 1981) won medalist honors in two different years.



RONCALLI – BOYS GOLF CHAMPIONS (DIVISION 3) – 2008-2009

From left to right, front row, Cody Pitz, Ryan Augustine; second row, David Hoffman, Tim Denk, Coach John Haug, Travis Ruzek, Anthony Nett.

State Championships

University Ridge – Madison – June 8-9, 2009

Division 1 Team Scores

School	Coach	Rounds		Total Score
		1	2	
1. Arrowhead	Tom Tallmadge	296	300	596
2. Kettle Moraine	Mike Duchin	304	303	607
3. Badger	David DeShambo	303	309	612
4. Marquette University H.S.	Tom Persin	305	310	615
T5. Homestead	Steve O'Brien	311	307	618
T5. Eau Claire Memorial	Mike Glassbrenner	307	311	618
7. Middleton	Tom Cabalka	316	309	625
8. Racine Horlick	Sue Sorensen	316	317	633
9. Green Bay Preble	Chuck Menzel	313	321	634
10. Green Bay Southwest	Ryan Huseby	307	330	637
11. Wausau East	Buck Welsh	321	322	643
12. Holmen	Paul Laxton	334	329	663
13. Beaver Dam	Bob McIntyre	338	333	671
14. Burlington	Bill Berkholtz	349	333	682
15. Sheboygan North	Andy Delong	347	339	686
16. Oshkosh West	Bill Brabender	342	359	701

Division 1 Individual Results

Individual	School	Rounds		Total Score
		1	2	
1. Anthony Aicher	Wausau East	71	68	139
T2. Tim McCormick *	Madison Memorial	75	68	143
T2. Jordan Niebrugge	Homestead	72	71	143
T4. Sam Frank	Kettle Moraine	73	71	144
T4. Jack Schultz *	Whitefish Bay	72	72	144
6. Alex Gaugert	Badger	71	75	146
T7. Mike Sorenson	Arrowhead	76	71	147
T7. Andrew Steinhofner *	Madison La Follette	73	74	147
9. Matt Ross	Arrowhead	73	75	148
T10. David Christian	Marquette University H.S.	75	74	149
T10. Aaron Sandock *	Nicolet	75	74	149
T10. Steve Sorenson	Arrowhead	71	78	149
T10. David Walter	Eau Claire Memorial	77	72	149
T14. Tom Boockmeier	Green Bay Preble	72	78	150
T14. Kyle Henning *	Brookfield East	74	76	150
T14. Nic Johnson	Kettle Moraine	74	76	150
T14. Geno Kiela *	Plymouth	80	70	150
T14. Jack McKinney	Marquette University H.S.	72	78	150
T19. Casey Barnes	Homestead	73	78	151
T19. Austin Gaugert	Badger	73	78	151
T21. Brennan Fentzclaff	Marquette University H.S.	75	77	152
T21. John Gullberg *	Racine Case	76	76	152
T21. Nick Johnson	Middleton	75	77	152
T21. Nate Webb	Eau Claire Memorial	76	76	152
T21. Sam Weber	Arrowhead	76	76	152
26. Mike Cabush	Kettle Moraine	76	77	153
T27. Peter Denny	Green Bay Southwest	75	79	154
T27. Blaine Lynch *	Neenah	78	76	154
T29. David Giacomini	Middleton	77	78	155
T29. Robbie Jacobsen	Racine Horlick	78	77	155
T29. Adam Schumacher *	Oak Creek	78	77	155
32. Adam Vanderheyden	Racine Horlick	80	76	156
T33. Greg Fehrman *	D.C. Everest	78	79	157
T33. Kevin Madala	Racine Horlick	76	81	157
T35. Brandon Chaloupka	Green Bay Preble	73	85	158
T35. Scott Mahler	Eau Claire Memorial	77	81	158
T35. Mike Schilling	Middleton	82	76	158
T38. Chase Christensen	Green Bay Southwest	76	83	159
T38. Chad Henry	Badger	80	79	159
T38. Scott Mundt	Eau Claire Memorial	77	82	159
T41. Tom Huepenbecker	Middleton	82	78	160
T41. Eric O'Neil	Kettle Moraine	81	79	160
T41. Brady Paschke	Green Bay Southwest	79	81	160
T41. Brock Poggensee *	Elkhorn Area	81	79	160
T41. Stephen Sullivan	Homestead	81	79	160
T46. Arnie Fitzwater *	Waterford	85	76	161
T46. Matt Klug *	Wausau West	83	78	161
T46. Brad Preeshl *	Onalaska	83	78	161
T49. Derek Fiestadt *	Kaukauna	78	84	162
T49. Michael Fischbach *	Oak Creek	81	81	162
T49. Kyle Hafeman	Green Bay Preble	83	79	162
T49. Bennett Laxton	Holmen	81	81	162
T53. Cory Coenen *	Appleton North	81	82	163
T53. Ryan Garske	Badger	79	84	163
T53. Clayton Jones	Arrowhead	81	82	163
T53. Billy Pearce	Holmen	82	81	163

T57. Stephen Anderson *	Cedarburg	81	83	164
T57. Tanner Brandsma	Beaver Dam	83	81	164
T57. Ben Brooks	Beaver Dam	84	80	164
T57. Tyler Cuculi	Badger	87	77	164
T57. Davis Kim	Green Bay Preble	85	79	164
T57. Chris Kurth	Green Bay Southwest	77	87	164
T63. Paul Brett *	Bay Port	81	84	165
T63. Nate Ceille	Marquette University H.S.	83	82	165
T63. Matt D'Alie	Racine Horlick	82	83	165
T63. James DeBoer	Holmen	82	83	165
T63. Mike Herrmann *	Brookfield East	81	84	165
T63. Eric Schremp	Wausau East	79	86	165
T69. Nick Bertram *	Onalaska	81	85	166
T69. Zak Szkeres	Oshkosh West	82	84	166
T71. Joe Borawski	Homestead	85	82	167
T71. Sean Murphy	Middleton	83	84	167
T71. Alex Sullivan	Burlington	85	82	167
T74. Matt Belanger	Sheboygan North	87	81	168
T74. Alex Schremp	Wausau East	85	83	168
T76. Matt Braza	Marquette University H.S.	88	81	169
T76. Ryan Franklin	Kettle Moraine	85	84	169
T78. Eric Bartz	Burlington	91	79	170
T78. Jake Bourassa *	New Richmond	89	81	170
T78. Mike D'Alie	Racine Horlick	85	85	170
T78. Aaron Ehlenfeldt	Beaver Dam	84	86	170
T78. Aaron Rishel	Sheboygan North	84	86	170
T83. Dylan Drozdowicz	Homestead	92	79	171
T83. Tyler Heil	Wausau East	86	85	171
T83. Matt Lewellyn	Oshkosh West	83	88	171
T83. Mason Walters *	Milton	89	82	171
87. Jake Sullivan	Burlington	90	82	172
T88. Brandon Dallman	Oshkosh West	82	91	173
T88. Jon Wise	Beaver Dam	87	86	173
T90. Matt Sabol	Sheboygan North	86	88	174
T90. Brandon Temte	Holmen	89	85	174
92. Trevor Quass	Green Bay Preble	86	89	175
T93. Alex Paup	Green Bay Southwest	86	90	176
T93. Jackson Ward	Burlington	84	92	176
95. Samuel Kube	Holmen	93	84	177
96. Mike Larson	Beaver Dam	90	89	179
T97. Eric Dankle	Burlington	90	90	180
T97. Justin Dreikosen	Sheboygan North	96	84	180
T99. Brady Spielbauer *	De Pere	85	99	184
T99. Ryan Stewart	Sheboygan North	90	94	184
101. Mike Jungbluth/Sam Hetzel	Eau Claire Memorial	90	104	194
102. Ben Pitz/Adam Hintz	Oshkosh West	104	96	200
103. Max Hoenisch	Wausau East	90	111	201
104. Kyle Cowling	Oshkosh West	95	109	204

Division 2 Team Scores

School	Coach	Rounds		Total Score
		1	2	
1. Madison Edgewood	Joe Ring	311	300	611
2. Notre Dame	Brian Bobinski	315	317	632
3. Xavier	Steve Howe	308	328	636
4. University School of Milwaukee	Phil Plautz	336	321	657
5. Catholic Memorial	Steve Plechaty	332	330	662
6. McFarland	Gary Oftedahl	334	332	666
7. Northwestern	Gary Swanson	342	336	678
8. Mosinee	Rick Koehler	344	351	695

Division 2 Individual Results

Individual	School	Rounds		Total Score
		1	2	
1. Cody Strang	Madison Edgewood	74	70	144
2. Dan Ozga *	Edgerton	71	76	147
3. Chad Bonis	Catholic Memorial	74	76	150
4. Chris Olson *	Rice Lake	74	80	154
T5. Ricky Hearden	Notre Dame	79	76	155
T5. Michael Murphy	Madison Edgewood	77	78	155
T5. Shane Sweeney	Madison Edgewood	78	77	155
8. Joe Martin	Notre Dame	78	78	156
9. Kevin Curliss	Madison Edgewood	82	75	157
T10. Taylor Koser *	Rice Lake	82	76	158
T10. Thomas Wettstein	Xavier	80	78	158
12. Dan Simonsen	University School of Milw.	79	80	159
13. Jade Royston *	Wisconsin Dells	79	81	160

Boys Golf

T14.	Austin Brzeski *	New Berlin West	78	83	161
T14.	Evan DeSormeau *	West De Pere	81	80	161
T14.	Tommy Hearden	Notre Dame	77	84	161
T14.	Austin Hollman	McFarland	80	81	161
T14.	Tyler Prickette	Xavier	79	82	161
T14.	Josh Udelhofen *	Platteville	82	79	161
T14.	Jonathan Walsh	Xavier	76	85	161
21.	Justin Alexson	Northwestern	81	81	162
T22.	Jim Liddy	Notre Dame	83	80	163
T22.	Austin Resop *	Berlin	80	83	163
T22.	John Weyenberg	Xavier	73	90	163
25.	Casey Harrill	Notre Dame	81	83	164
T26.	Marco Blise	Catholic Memorial	82	83	165
T26.	Kyle Kolberg	Mosinee	81	84	165
T28.	Zach Haffman	University School of Milw.	86	80	166
T28.	Peter Lanigan	University School of Milw.	88	78	166
T28.	Zach Meulemans *	Brillion	81	85	166
T28.	Will Wakefield	University School of Milw.	83	83	166
32.	Shawn Bauer *	Durand	84	83	167
T33.	Zach Haman *	Racine Saint Catherine's	84	84	168
T33.	Blake McShane	McFarland	83	85	168
T35.	T.J. Klement	McFarland	88	81	169
T35.	Jared Kowalski	Mosinee	83	86	169
T35.	Brett Dreier/Max Mantey	Xavier	86	83	169
38.	Gabe Dinkel	Northwestern	88	82	170
T39.	Reece Bartelt	Northwestern	84	87	171
T39.	Reid Hansen	McFarland	86	85	171
T39.	Steffen Lake	Madison Edgewood	86	85	171
42.	Sean Harvey	Catholic Memorial	86	89	175
43.	Aaron Dixon	McFarland	85	92	177
44.	Barrett Lanham	Catholic Memorial	97	82	179
45.	Dan Knoedler	Mosinee	90	90	180
46.	Patrick Bohrer	Catholic Memorial	90	91	181
47.	Aaron Corry	Northwestern	96	86	182
48.	Sam Knapp	Northwestern	89	94	183
T49.	Michael Crimmins/ Andrew Huttersley	University School of Milw.	93	93	186
T49.	Logan Holtz	Mosinee	90	96	186
51.	Saige Sirianni	Mosinee	97	91	188
52.	Cody Retlich *	Kiel	93	102	195

Division 3 Team Scores

School	Coach	Rounds		Total Score
		1	2	
1. Roncalli	John Haug	319	328	647
2. Cambridge	Dan Gaertner	326	329	655
3. Kenosha St. Joseph	Robert Kranes	342	353	695
4. Grantsburg	Bruce Teigen	350	347	697
5. Arcadia	Mike Sobotta	355	344	699
6. Hurley	Jeff Tenlen	355	350	705
7. Sevastopol	Jeff Campbell	351	361	712
8. Assumption	Joe Birkhauser	364	364	728

Division 3 Individual Results

Individual	School	Rounds		Total Score
		1	2	
1. Jake Nelson *	Ladysmith	74	73	147
2. Michael Mortenson *	Iola-Scandinavia	75	75	150
3. Jared Reid	Hurley	75	77	152
T4. Joe Lownik	Assumption	76	78	154
T4. Landon Vinger *	Kickapoo	75	79	154
6. Joey Collard *	Saint Thomas Aquinas Ac.	77	82	159
7. Derek Sando	Grantsburg	80	80	160
8. Anthony Nett	Roncalli	80	81	161
T9. Cory Ashbeck *	Wabeno	80	82	162
T9. Tim Denk	Roncalli	81	81	162
T9. Cody Peaslee	Kenosha St. Joseph	78	84	162
T9. Travis Ruzek	Roncalli	76	86	162
T9. Mitch Sobotta	Arcadia	82	80	162
T9. Colten Thewiss *	Mellen	82	80	162
T9. Eric Wolfe *	Cuba City	85	77	162
16. Shane Leadholm	Cambridge	86	77	163
T17. Patrick Oates	Cambridge	80	84	164
T17. Peyton Olson *	Washburn	86	78	164
T19. Chris Allen	Cambridge	83	82	165
T19. Ben Ehlers	Sevastopol	80	85	165
T19. Cody Pitz	Roncalli	82	83	165
T22. Ryan Augustine	Roncalli	84	83	167
T22. Alex Evans *	Fennimore	81	86	167
T22. Sam Jeffery	Cambridge	81	86	167
T22. Jake Kubisiak	Assumption	87	80	167
26. Jared Elsen	Kenosha St. Joseph	86	82	168
27. Nic Vrublej *	Cedar Grove-Belgium	82	87	169
T28. Tony Dedie	Cambridge	82	88	170
T28. Rob Leist	Sevastopol	89	81	170
T28. Michael Vaubel *	Wayland Academy	91	79	170
31. Eric Robinson *	Sheboygan County Christian	84	87	171
32. Brad Berner	Grantsburg	89	84	173
33. Andy Meinerz	Arcadia	89	86	175
T34. Connor Goetz	Grantsburg	84	94	178
T34. Alec Gulan	Hurley	89	89	178
T34. Ray Suchla	Arcadia	91	87	178
37. Nick Hartnell	Kenosha St. Joseph	89	90	179
T38. Dane Bergum	Arcadia	93	91	184
T38. Lance Kohls	Sevastopol	91	93	184
T40. Tony Folk	Grantsburg	97	89	186
T40. Joe Woodward	Kenosha St. Joseph	89	97	186
42. Magda Latka	Hurley	96	95	191
43. Austin Lindemood	Assumption	93	99	192
T44. Ty Patritto	Hurley	104	89	193
T44. Sam Weber	Sevastopol	91	102	193
46. Jeff Tenlen, Jr.	Hurley	95	99	194
47. Jared Thompson	Arcadia	99	99	198
48. George Patterson	Kenosha St. Joseph	96	111	207
49. Kyle Johnson	Grantsburg	103	107	210
T50. Drew Birmingham/ Matt Gauger	Sevastopol	106	113	219
T50. Eric Struebig	Assumption	112	107	219
52. Sam Wenzlaff	Assumption	108	113	221

*Individual Qualifier

Sectional Team Results

Division 1

Brookfield Central

Arrowhead 293, Kettle Moraine 298, Brookfield East 299, Waterford 311, Oconomowoc 319, Brookfield Central 323, Waukesha North 325 and New Berlin Eisenhower 336.

Eau Claire Memorial

Eau Claire Memorial 307, Wausau East 317, Wausau West 317, Hudson 320, Superior 320, D.C. Everest 327, New Richmond 332 and Lakeland 337.

Germantown

Marquette University H.S. 300, Homestead 315, Nicolet 316, Cedarburg 324, Whitefish Bay 328, Menomonee Falls 329, Wisconsin Lutheran 349 and Pius XI 358.

Green Bay Preble

Green Bay Southwest 302, Green Bay Preble 307, De Pere 308, Bay Port 314, Appleton North 319, Appleton West 328, Wisconsin Rapids Lincoln 328 and Waupaca 334.

Janesville Craig

Badger 308, Beaver Dam 315, Elkhorn Area 316, Monona Grove 321, Milton 325, Janesville Craig 326, Sun Prairie 333 and Madison La Follette 340.

Oshkosh West

Sheboygan North 305, Oshkosh West 308, Plymouth 309, Neenah 310, Fond du Lac 318, Oshkosh North 319, Slinger 323 and Kimberly 328.

Sparta

Holmen 302, Middleton 311, Onalaska 312, Madison Memorial 316, Waunakee 319, Sparta 321, Reedsburg Area 323 and Stoughton 332.

Westosha Central

Racine Horlick 311, Burlington 327, Franklin 332, Westosha Central 338, Oak Creek 343, South Milwaukee 343, Racine Case 343 and Cudahy 347.

Division 2

Baldwin-Woodville

Northwestern 322, Mosinee 329, Black River Falls 339, Durand 339, Rice Lake 339, Cumberland 340, Ashland 348, Osceola 349, Saint Croix Falls 353, West Salem 360, Gale-Ettrick-Trempealeau 369 and Somerset 370.

Madison Edgewood

Madison Edgewood 292, McFarland 317, Wisconsin Dells 325, Mount Horeb 330, Lancaster 331, Columbus

335, Monroe 336, Platteville 338, Lodi 347, Edgerton 350, River Valley 359 and North Fond du Lac 362.

Notre Dame

Notre Dame 312, Xavier 315, Brillion 330, West De Pere 333, Berlin 334, Luxemburg-Casco 337, Sturgeon Bay 339, Marinette 344, Little Chute 352, Oconto Falls 354, Freedom 362 and Wittenberg-Birnwood 370.

Random Lake

Catholic Memorial 310, University School of Milwaukee 313, New Berlin West 318, Racine Saint Catherine's 319, Lakeside Lutheran 320, Jefferson 328, Kewaskum 329, Kiel 336, Brown Deer 336, East Troy 344, Campbellsport 350 and Sheboygan Falls 356.

Division 3

Central Wisconsin Christian

Roncalli 333, Cambridge 339, Oshkosh Lourdes 346, Lake Country Lutheran 346, Saint Mary's Springs 348, Cedar Grove-Belgium 352, Kohler 355, Sheboygan Area Lutheran 357, Oostburg 367, Wayland Academy 376, Central Wisconsin Christian 381 and Green Lake 385.

Iola-Scandinavia

Assumption 343, Sevastopol 348, Manawa 353, Marathon 367, Gibraltar 376, Saint Thomas Aquinas Academy 379, Columbus Catholic 384, Laona 387, Wabeno 390, Lena 397, Wausaukee 402 and Crandon 410.

Luck

Grantsburg 348, Hurley 350, Washburn 352, Stanley-Boyd 354, Park Falls 360, Luck 363, Glenwood City 366, Fall Creek 368, Regis 371, McDonell Central 381, Birchwood 381 and Webster 393.

New Glarus

Arcadia 328, Kenosha St. Joseph 329, New Glarus 338, Osseo-Fairchild 344, Mineral Point 346, Fennimore 351, Cuba City 357, Racine Lutheran 366, Iowa-Grant 372, Barneveld 390, Independence 395 and Luther 397.

Regional Results

Division 1

Baraboo

Individual Qualifiers: Ryan Dietzman, Baraboo; David Pierce, Tomah and Andreux Comstock, La Crosse Logan. Team Results: Holmen 312, Onalaska 331, Reedsburg Area 334, Sparta 338, Tomah 353, Baraboo 354, La Crosse Logan 378 and La Crosse Central 381.

Elkhorn Area

Individual Qualifiers: Nolan Meier, Beloit Memorial; Cody McCulloch, Fort Atkinson and Brody Manel, Beloit Memorial. Team Results: Badger 321, Elkhorn Area 326, Milton 337, Janesville Craig 343, Beloit Memorial 344, Fort Atkinson 355, Janesville Parker 370 and Delavan-Darien 388.

Green Bay Southwest

Individual Qualifiers: Jordan Matuszak, Pulaski; Jake Harkins, Ashwaubenon and Matt Kelly, Ashwaubenon. Team Results: Bay Port 312, Green Bay Southwest 318, Green Bay Preble 319, De Pere 327, Ashwaubenon 337, Pulaski 342, Green Bay West 374 and Green Bay East 375.

Hartford Union

Individual Qualifiers: Brad Wendorff, Hartford Union; Kyle Willer, Hartford Union and Erik Toy, Hamilton. Team Results: Arrowhead 285, Brookfield East 299, Brookfield Central 320, Oconomowoc 321, Hartford Union 333, Hamilton 338, West Allis Hale 372 and West Allis Central 375.

Homestead

Individual Qualifiers: Ben Jagow, Port Washington; Scott Loftus, Germantown and Alex Burkhart, Germantown. Team Results: Homestead 304, Nicolet 309, Menomonee Falls 318, Cedarburg 323, Germantown 332, Port Washington 336, Grafton 344 and Milwaukee Madison/Custer/Lang/Mash/NW/Wash. 590.

Kenosha Bradford

Individual Qualifiers: Mike Rawlins, Wilmot Union; Chris Bloxdorf, Kenosha Tremper and Victor Aiello, Kenosha Tremper. Team Results: Westosha Central 324, Racine Horlick 325, Burlington 335, Racine Case 339, Kenosha Tremper 344, Wilmot Union 362, Kenosha Bradford 363 and Racine Park 402.

Kimberly

Individual Qualifiers: Brian Mueller, Menasha; Derek Fiestadt, Kaukauna and Robbie Bellile, New London. Team Results: Neenah 322, Oshkosh North 323, Kimberly 323, Oshkosh West 326, Kaukauna 331, Menasha 339, New London 353 and Hortonville 371.

Mukwonago

Individual Qualifiers: Cody Neu, Waukesha West; Tyler Verney, Waukesha South and Danny Frawley, Muskego. Team Results: Kettle Moraine 309, Waterford 334, Waukesha North 343, New Berlin Eisenhower 348, Muskego 352, Waukesha West 353, Waukesha South 359 and Mukwonago 363.

New Richmond

Individual Qualifiers: Sam Johnson, Eau Claire North; James Nelson, Menomonee and Nick Frase, Eau Claire North. Team Results: Hudson 323, New Richmond 330, Eau Claire Memorial 335, Superior 341, Eau Claire North 342, Chippewa Falls 344, Menomonee 356 and River Falls 358.

Oak Creek

Individual Qualifiers: Jordan Stachowski, Greendale; Matt Ranta, Whitnall and Michael Mathwick, Whitnall. Team Results: South Milwaukee 326, Oak Creek 330, Franklin 333, Cudahy 337, Whitnall 340, Greendale 341 and Greenfield 352.

Portage

Individual Qualifiers: Lee Swan, Portage; Andy Johnson, Madison East and Mitch Seubert, Portage. Team Results: Beaver Dam 328, Sun Prairie 335, Madison La Follette 337, Monona Grove 339, Portage 348, Watertown 369, Madison East 370 and DeForest 379.

Slinger

Individual Qualifiers: Joe Lutz, West Bend West; David Caan, Sheboygan South and Jon Hauser, West Bend East. Team Results: Sheboygan North 318, Plymouth 321, Fond du Lac 322, Slinger 330, West Bend West 334, Sheboygan South 337, Manitowoc Lincoln 351 and West Bend East 354.

Stevens Point

Individual Qualifiers: Alex Okray, Stevens Point; Joe Navratil, Appleton East and Brendan Romuald, Shawano Community. Team Results: Appleton West 320, Appleton North 325, Wisconsin Rapids Lincoln 326, Waupaca 331, Stevens Point 332, Appleton East 335 and Shawano Community 344.

Wauwaukee

Individual Qualifiers: Ben King, Oregon; Jason Reinecke, Verona Area and Connor Starr, Sauk Prairie. Team Results: Middleton 302, Madison Memorial 309, Wauwaukee 315, Stoughton 324, Verona Area 327, Oregon 329, Madison West 335 and Sauk Prairie 337.

Wausau West

Individual Qualifiers: Mike Field, Marshfield; Jake Weber, Antigo and Michael Josephson, Marshfield. Team Results: Wausau East 303, Wausau West 304, D.C. Everest 318, Lakeland 325, Marshfield 326, Antigo 345, Rhinelander 347 and Merrill 361.

Whitefish Bay

Individual Qualifiers: Chris Zachman, Wauwatosa East/West; Evan Glunz, Wauwatosa East/West and Joshua Gilly, Milwaukee King. Team Results: Whitefish Bay 305, Marquette University H.S. 306, Pius XI 347, Wisconsin Lutheran 357, Wauwatosa East/West 376, Milwaukee King 412, Milwaukee Bradley Technical/Hamilton 572 and Milwaukee Riverside University H.S. 648.

Division 2

Big Foot

Individual Qualifiers: Jake Cole, Brodhead; Jake Meredith, Big Foot and Chris Meredith, Evansville. Team Results: Madison Edgewood 294, McFarland 318, Edgerton 319, Monroe 325, Big Foot 337, Evansville 348, Parkview 360, Turner 364, Clinton 369 and Brodhead 398.

Hayward

Individual Qualifiers: Ian Hansen, Hayward; Blake Orton, Hayward and Chris Gidley, Hayward. Team Results: Rice Lake 301, Ashland 313, Northwestern 315, Cumberland 321, Hayward 323, Medford Area 355, Spooner 374, Chetek 375, Barron 387 and Phillips 527.

Mosinee

Individual Qualifiers: Cody Gaede, Altoona; Nathan Berg, Neillsville and Zach Szydel, Altoona. Team Results: Black River Falls 328, Mosinee 338, Gale-Ettrick-Trempealeau 347, West Salem 373, Altoona 374, Bloomer 394, Nekoosa 430, Aquinas 435, Colby 445, Neillsville 469 and Owen-Withee/Greenwood 481.

New Berlin West

Individual Qualifiers: Nick Cammack, Saint Thomas More; Austin Schloesser, Milwaukee Lutheran and Ian Schaefer, Union Grove. Team Results: University School of Milwaukee 316, Racine Saint Catherine's 329, New Berlin West 332, Brown Deer 348, Milwaukee Lutheran 351, Saint

Thomas More 355, Union Grove 371, Shorewood 389, Dominican 396 and Saint Francis 648.

Osceola

Individual Qualifiers: Logan Jacobson, Baldwin-Woodville; Reed Sorenson, Unity and Sam Bengston, Unity. Team Results: Osceola 318, Somerset 335, Saint Croix Falls 335, Durand 337, Unity 340, Baldwin-Woodville 341, Ellsworth 356, Amery 363, Prescott 367, Mondovi 392 and Saint Croix Central 395.

Pewaukee

Individual Qualifiers: Corey Sweeney, Pewaukee; Cody Kloeffer, Palmyra-Eagle and Justin Lambrecht, Lake Mills. Team Results: Catholic Memorial 315, Jefferson 328, Lakeside Lutheran 337, East Troy 344, Palmyra-Eagle 345, Pewaukee 348, Lake Mills 350, Saint John's NW Military Academy 355, Watertown Luther Prep School 388 and Whitewater 393.

Ripon

Individual Qualifiers: Aaron Kelm, Ripon; Cole Dineen, Lomira and Grant VandeZande, Waupun. Team Results: Wisconsin Dells 331, Lodi 361, Columbus 362, North Fond du Lac 363, Lomira 368, Waupun 372, Ripon 373, Adams-Friendship 405 and Laconia 418.

River Valley

Individual Qualifiers: Joe Poshepny, Viroqua; Will Davis, Prairie du Chien and Peter Thuli, Dodgeville. Team Results: Platteville 333, Mount Horeb 341, Lancaster 353, River Valley 358, Viroqua 361, Prairie du Chien 361, Dodgeville 381, Wisconsin Heights 396, Westby 400, Richland Center 436 and Mauston 481.

Seymour

Individual Qualifiers: Jarrett Simonson, Wautoma; Matt Page, Fox Valley Lutheran and Paul Tesch, Fox Valley Lutheran. Team Results: Xavier 310, Berlin 329, Little Chute 339, Freedom 356, Fox Valley Lutheran 357, Weyauwega-Fremont 365, Seymour 371, Wautoma 374, Omro 389 and Winneconne 390.

Sheboygan Falls

Individual Qualifiers: Tyler Schumde, Horicon; Ben Nesvold, Random Lake and Matt Barenz, Winnebago Lutheran Academy. Team Results: Kiel 349, Sheboygan Falls 352, Campbellsport 366, Kewaskum 373, New Holstein 382, Winnebago Lutheran Academy 391, Kettle Moraine Lutheran 391, Random Lake 400, Mayville 404 and Horicon 492.

Tomahawk

Individual Qualifiers: Luke Otto, Northland Pines; Kory Dercks, Clintonville and Steve Waupekenay, Menominee Indian. Team Results: Notre Dame 307, Oconto Falls 323, Wittenberg-Biramwood 334, Marinette 336, Tomahawk 343, Menominee Indian 352, Northland Pines 356, Bonduel 366, Clintonville 370, Oconto 372 and Peshtigo 385.

West De Pere

Individual Qualifiers: Davis LaMarche, Denmark; Kyle VanderHeiden, Wrightstown and Nick Hoegger, Southern Door. Team Results: Sturgeon Bay 316, Brillion 321, Luxemburg-Casco 325, West De Pere 338, Wrightstown 340, Southern Door 341, Denmark 346, Two Rivers 348, Chilton 357, Mishicot 385 and Valders 394.

Division 3

Abundant Life Christian

Individual Qualifiers: Drew Taylor, University Lake School; Enrique Rodriguez, Heritage Christian and Tyler Bozack, Abundant Life Christian. Team Results: Cambridge 313, Lake Country Lutheran 323, Oostburg 340, Cedar Grove-Belgium 340, Heritage Christian 350,

Boys Golf

Abundant Life Christian 356, University Lake School 369, Johnson Creek 402, Ozaukee 424, Living Word Lutheran 648 and Brookfield Academy 648.

Arcadia

Individual Qualifiers: Danny Piel, Cochrane-Fountain City; Brady Ritscher, Alma and Zach Smith, Melrose-Mindoro. Team Results: Osseo-Fairchild 305, Arcadia 306, Independence 339, Luther 344, Melrose-Mindoro 348, Cochrane-Fountain City 350, Alma 357, Blair-Taylor 360, Whitehall 409, Lincoln 420 and Gilmanton 428.

Assumption

Individual Qualifiers: Curtis Stark, Saint Mary Central; Michael Mortenson, Iola-Scandinavia and Chris O'Sullivan, Pacelli. Team Results: Manawa 339, Marathon 347, Assumption 348, Columbus Catholic 352, Pacelli 353, Iola-Scandinavia 362, Amherst 384, Newman Catholic 405, Saint Mary Central 413 and Marion 457.

Crivitz

Individual Qualifiers: Lee Wangberg, Pembine; Justin Myszka, Crivitz and Peter Krosnicki, Elcho. Team Results: Wabeno 371, Crandon 373, Wausaukee 374, Laona 387, Niagara 402, Florence 406, Crivitz 408, Elcho 413, Pembine 435 and Three Lakes 447.

Frederic

Individual Qualifiers: Luke Bollant, Siren; Mitch Ross, Turtle Lake/Clayton and Jordan Sargent, Siren. Team Results: Grantsburg 333, Luck 336, Webster 363,

Glenwood City 367, Siren 374, Frederic 395, Turtle Lake/Clayton 404, Cameron 450, Weyerhaeuser 479 and Clear Lake 568.

Hurley

Individual Qualifiers: Colten Thewis, Mellen; Jake Nelson, Ladysmith and Mycol Raleigh, Prentice. Team Results: Washburn 350, Hurley 355, Park Falls 364, Birchwood 365, Prentice 366, Ladysmith 379, Mellen 397, Bruce 411 and Flambeau 443.

Markesan

Individual Qualifiers: Brandon Sosinsky, Princeton; Braden Link, Cambria-Friesland and Andrew Buss, Randolph. Team Results: Oshkosh Lourdes 360, Green Lake 370, Central Wisconsin Christian 370, Wayland Academy 375, Markesan 382, Randolph 391, Princeton 394, Pardeeville 407, Cambria-Friesland 439 and Montello 601.

McDonell Central

Individual Qualifiers: Brandin Henke, Augusta; Lewis Mau, Colfax and Ben Elbert, Cadott. Team Results: Stanley-Boyd 336, Fall Creek 345, McDonell Central 362, Regis 367, Cadott 376, Colfax 383, Augusta 398, Thorp 403 and Eleva-Strum 419.

Mineral Point

Individual Qualifiers: Landon Vinger, Kickapoo; Brent Tuescher, Darlington and Colton Hammer, Cassville. Team

Results: Mineral Point 319, Fennimore 325, Cuba City 329, Iowa-Grant 341, Darlington 345, Shullsburg 403, Southwestern 461, Kickapoo 481, Cassville 566, Ithaca 648 and Highland 648.

Saint Mary's Springs

Individual Qualifiers: Hayden Thiel, Hilbert; Eric Robinson, Sheboygan County Christian and Joachim Areskar, Reedsville. Team Results: Roncalli 320, Sheboygan Area Lutheran 338, Kohler 342, Saint Mary's Springs 348, Hilbert 349, Sheboygan County Christian 350, Howards Grove 356, Elkhart Lake-Glenbeulah 364, Reedsville 365, Stockbridge 371 and Oakfield 381.

Suring

Individual Qualifiers: Tyler Raatz, Gillett; Casey Firgens, Suring and Darek Behnke, Coleman. Team Results: Gibraltar 341, Sevastopol 358, Saint Thomas Aquinas 366, Lena 388, Suring 391, Shiocton 426, Coleman 426, Gillett 452 and Washington Island 526.

The Prairie School

Individual Qualifiers: Aaron Novasic, Catholic Central; Paul Gall, Shoreland Lutheran and Derek Lewis, The Prairie School. Team Results: Kenosha St. Joseph 331, New Glarus 347, Barneveld 363, Racine Lutheran 364, Williams Bay 371, Shoreland Lutheran 371, Catholic Central 380, Kenosha Christian Life 389, The Prairie School 398, Argyle/Pecatonia 421 and Faith Christian 444.

State Boys Golf Champions

Year	Schools	Champion (Coach)	Runner-up (Coach)	Medalist	Site
192311	Racine 492	Hartland 508	Jack Brose, Racine 159	Racine
192416	Racine 457	Hartland 526	Edward Lehman, Racine 144	Racine
192521	Racine 471	Lake Geneva 499	Fred Saxlid, Racine 146	Racine
192616	South Milwaukee 490	Sheboygan 491	Arthur Radde, South Milwaukee 156	Racine
192721	South Milwaukee 541	Milw. Washington 541	Edward Lock, Lake Geneva 168	Lake Geneva
192815	Oconomowoc 498	Edgerton 499	Edward Lock, Lake Geneva 158	South Milwaukee
192920	Kenosha 499	Lake Geneva 524	Russell Severson, Edgerton 160	Lake Geneva
193017	Oconomowoc 484	Edgerton 510	Kenneth Boyer, Oconomowoc 154	Edgerton
193127	Racine Park 476	Beloit 490	Wilford Wehrle, Racine Park 154	Oconomowoc
193224	Beloit 486	Madison West 489	Brannon, Beloit 152	Lake Geneva
1933	No State Meet			
193424	Madison West 489	Wauwatosa 492	Howard Weiss, Fort Atkinson	Delavan
193535	Madison West 463	Wauwatosa 488	March, Madison West	Fort Atkinson
193629	Madison West 506	Wauwatosa 515	Roger McKenna, Madison West 164	Green Bay
193730	Wauwatosa 497	Madison West 504	B. Jacobs, Wauwatosa 153	Sheboygan
193827	Milwaukee Washington 497	La Crosse Central 504	R. Benkowski, Milwaukee Washington 164	Madison
193928	La Crosse Central 464	Wauwatosa 493	John Erickson, La Crosse Central 142	La Crosse
194035	Eau Claire 480	Wauwatosa 484	D. Sorgel, Janesville & D. Levenhagen, West Allis 151	Beloit
194132	Baraboo 469	Madison West 480	H. Page, Baraboo & B. Milward, Wisconsin High 151	Baraboo
194234	West Allis Hale 477	Racine Park 482	Warren Williamson, Racine Horlick 149	Lake Geneva
1943	No State Meet			
1944	No State Meet			
194521	Beloit 495	Wauwatosa 497	Bill Goessel, Beloit & Tom Veech, Milw. Washington 157	Madison
194625	Wauwatosa 674	Beloit 686	Don Oates, Wauwatosa 161	Hartford
194728	Racine Park 648	Madison West 651	Doug Nordby, Madison West 152	Lake Geneva
194823	Racine Park 631	Milwaukee King 655	Harold Knuth, Racine Park 153	Shawano
194929	Madison West 626	Wauwatosa 638	Douglas Campbell, Wisconsin High 147	Madison
195035	Racine Horlick 614	Wauwatosa 628	Steve Bull, Racine Horlick 147	Racine
195136	Janesville 317 (18 holes inclement weather)	Racine Horlick 323	Warren Dailey, Manitowoc & Ervin Eberhardt, Sheboygan Central 76	Janesville
195244	Racine Horlick 637 (Russ Wishau)	South Milwaukee 658	Steve Bull, Racine Horlick 154	Janesville
1953*52	Janesville 638 (Ted Sorenson)	Madison West 668	Dennis Gehri, Janesville 154	Madison
195465	Wauwatosa 654 (Rome Bedker)	South Milwaukee 661 (Bob Kaminski)	Bernard Milosch, South Milwaukee 155	Milwaukee
195575	Wisconsin High 645 (Harold Metzgen)	Shawano 652 (John Reilly)	Roger Eberhardt, Sheboygan Central 152	Green Lake
195681	Madison West 668 (Clark Byam)	Green Bay East (Earl Colton) & Kenosha 670 (Joe Britтели)	John Laufenberg, South Milwaukee 157	Green Lake
195784	Madison West 663 (Clark Byam)	Racine Park 665 (Emil Kuester)	Don Quam, Madison West 153	Green Lake
195895	Racine Park 639 (Emil Kuester)	Green Bay East 648 (M.J. Shaffer)	Marty Gharitty, Shawano 146	Green Lake
1959102	Eau Claire 635 (Harry Gibbs)	Beloit 646 (George Wittich)	Jim Shephard, Racine Horlick 151	Green Lake
1960111	Madison West 614 (Clark Byam)	Racine Park 635 (Emil Kuester)	P. Johnson, Madison West 149	Green Lake
1961118	Madison West 618 (Clark Byam)	Milwaukee Pulaski 642 (Harry Max)	Rick Radder, Madison West 145	Green Lake

Year	Schools	Champion (Coach)	Runner-up (Coach)	Medalist	Site
1962	126	Madison West 624 (Clark Byam)	Oconomowoc 651 (Joe St. Thomas)	Rick Radder, Madison West 146	Green Lake
1963	130	Janesville 608 (John Ashenfelter)	Jefferson 617 (Earl Wiehl)	Bob Burnham, Richland Center 143	Appleton
1964	181	Merrill 632 (Fred Brekke)	Janesville 633 (John Ashenfelter)	Mark Bemowski, Menomonee Falls 148	Appleton
1965	169	Madison East 636 (Ted Callis)	Madison West 642 (Clark Byam)	Jeff Radder, Madison West 151	West Bend
1966	188	Madison West 631 (Clark Byam)	Madison East 645 (Ted Callis)	Andy North, Monona Grove 152	West Bend
1967	205	Madison West 613 (Clark Byam)	Madison East 636 (Ted Callis)	Andy North, Monona Grove 143	Madison
1968+	225	Racine Park 617 (Albert Widner)	Madison West 617 (Milt Bakken)	Phil Mykovic, Greenfield 146	Madison
1969	235	Rhineland 632 (Gerald Ditter)	Racine Park 633 (Mike Farley)	Niles Bakke, Waunakee 146	Madison
1970	240	Racine Park 611 (George Farley)	Fond du Lac 623 (Robert Johnson)	Terry Fitchett, Green Bay West 145	Madison
1971	253	Fond du Lac 607 (Robert Johnson)	Racine Park 613 (Roger Jaacks)	Harold Harder, Madison East 144	Madison
1972	272	Madison Memorial 611 (Bruce Gregg)	Whitefish Bay 618 (Robert Happel)	Dave Preboske, Merrill 145	Madison
1973	280	Racine Park 636 (Roger Jaacks)	Brown Deer 644 (Dean Harshbarger)	Scott Regner, Brown Deer 150	Stevens Point
1974	286	Eau Claire Mem. 628 (Jerome Daniels)	South Milw. 646 (Albert Forysthe)	Greg Dick, Eau Claire Mem. 146	Stevens Point
1975	260	Fond du Lac 641 (Robert Johnson)	Brookfield Cent. 648 (Paul Naumann)	Dan Nimitz, Wisconsin Rapids 153	Janesville
1976	258	Madison West 630 (Roger Wiebe)	Eau Claire Mem. 640 (Earl Gregoire)	Fred Hancock, Eau Claire North & Steve Pantel, Sheboygan South 154	Green Lake
1977	259	Eau Claire Mem. 613 (Earl Gregoire)	Fond du Lac 623 (Robert Johnson)	Andy Cegelski, Marinette 150	Green Lake (Lawsonia)
1978	253	Brookfield Cent. 624 (Paul Naumann)	Madison East 632 (Ted Callis)	Kelly Denessen, Green Bay Preble 143	Green Lake (Lawsonia)
1979	264	Whitefish Bay 621 (Rick Quinlevan)	Madison East 629 (Ted Callis)	Jeff Zwitter, West Allis Hale 145	Green Lake (Lawsonia)
1980	241	Nicolet 636 (Ken Benton)	Madison East 646 (Ted Callis)	Mike Cisler, Seymour 150	Green Lake (Lawsonia)
1981	239	Stevens Point 617 (John DeWitte)	Nicolet 628 (Ken Benton)	Charlie Winn, Wilmot 149	Wisconsin Rapids
1982	225	Onalaska 637 (Roy Grade)	Nicolet 640 (Ken Benton)	Kent Hughes, Waukesha South 153	Wisconsin Rapids
1983	222	Stevens Point 626 (John DeWitte)	Onalaska 643 (Roy Grade)	Dan Cimino, Onalaska 154	Wisconsin Rapids
1984	219	Madison Memorial 647 (Don Marx)	Madison West 649 (Roger Wiebe)	Steve Stricker, Edgerton 152	Stevens Point
1985	215	Onalaska 636 (Roy Grade)	Homestead 636 (Tom Spearbraker)	Don Brovick, Janesville Craig 148	Wisconsin Rapids
1986	229	Sheboygan North 643 (Jack O'Brien)	Madison West 647 (Roger Wiebe)	Bill Heim, Green Bay Preble 151	Lake Arrowhead
1987	245	Madison West 632 (Roger Wiebe)	Waukesha South 641 (Lee Kaczmarek)	Bill Heim, Green Bay Preble 149	Lake Arrowhead
1988	255	A - Madison West 611 (Roger Wiebe)	Grafton 635 (Stu Hannam)	Bill Heim, Green Bay Preble 145	Lake Arrowhead
		B - Mt. Horeb 667 (Rick Pladziewicz)	Holmen 680 (Ron Sauer)	Mark Voeller, Whitewater 154	
1989	263	A - Waukesha So. 631 (Lee Kaczmarek)	Fond du Lac 646 (Bob Johnson)	Brent Kaczmarek, Waukesha So. 152	Lake Arrowhead
		B - Monona Grove 687 (Dick Rundle)	Hayward 687 (Dave Blake)	Mark Voeller, Whitewater 149	Mishicot
		C - Eleva-Strum 712 (Mark Ryser)	Darlington 723 (Jim Discher)	Kent Higley, Eleva-Strum 163	
1990	275	A - Madison Memorial 670 (Don Marx)	Eau Claire North 686 (David Sampson)	Dan Grote, Madison Memorial 159	Mishicot
		B - Lodi 663 (Rod Hanson)	Hayward 665 (Dave Blake)	Kirk Wieland, Lodi 145	
		C - Elkhart Lake-Glen. 687 (Fritz Reil)	Eleva-Strum 697 (Mark Ryser)	Kent Higley, Eleva-Strum 146	
1991	275	1 - Sun Prairie 660 (Mark Veith)	Middleton 680 (Dewey Stendahl)	Eric Goldapske, Sun Prairie 156	Mishicot
		2 - Brown Deer 648 (Paul Zurich)	Kimberly 662 (Mike Short)	Dave Bobber, Kimberly 154	
		3 - Elkhart Lake-Glen. 681 (Fritz Reil)	Arcadia 695 (Mike Sobotta)	Travis Reineking, Elkhart Lake-Glen. 163	
1992	278	1 - Sheboygan No. 628 (Louis Klueger)	Middleton 635 (Dewey Stendahl)	Brian Dahle, Badger 145	Mishicot
		2 - New Richmond 628 (James Saliny)	Brown Deer 646 (Paul Zurich)	Dan Steiner, Northland Pines 148	
		3 - Howards Grove 655 (John Thome)	Grantsburg 662 (Mark Smith)	Josh Klimek, Arcadia 156	
1993	278	1 - Middleton 625 (Dewey Stendahl)	Onalaska 642 (Linda Mills)	Brad Nelson, Middleton 151	Mishicot
		2 - New Richmond 632 (James Saliny)	Lodi 653 (Rod Hanson)	Scott Cole, New Richmond 150	
		3 - Howards Grove 656 (John Thome)	Crivitz 660 (Nick Thomas)	Bill Breecher, Crivitz 157	
1994	280	1 - Badger 627 (George Steffen)	Green Bay Preble 634 (Charles Menzel) & Onalaska 634 (Linda Mills)	Mike Johnston, Whitnall 152#	University Ridge, Madison
		2 - Gale-Ettrick-Trempealeau 656 (Don Skwierawski)	Brown Deer 669 (Tim Nelson)	Ryan Quinn, Gale-Ettrick-Tremp. 146	
		3 - Osseo-Fair. 648 (Gary Schwerke)	Grantsburg 699 (Mark Smith)	Chris Anderson, Osseo-Fairchild 156	
1995	284	1 - Madison West 623 (Roger Wiebe)	Badger 633 (George Steffen)	Jim Lemon, Madison West 145	University Ridge, Madison
		2 - Mosinee 648 (Bob Coy)	New Richmond 658 (James Saliny)	Scott Cole, New Richmond 140	
		3 - Osseo-Fair. 666 (Gary Schwerke)	Crivitz 698 (Nick Thomas)	Adam Wiese, Elkhart Lake-Glen. 158#	
1996	287	1 - Homestead 617 (Steve O'Brien)	Madison West 622 (Roger Wiebe)	Tim Fitzgerald, Badger 144	University Ridge, Madison
		2 - Lodi 653# (Rod Hanson)	New Berlin West 653 (Dean Molinaro)	Nick Graham, Lake Mills 150	
		3 - Osseo-Fair. 666 (Gary Schwerke)	Arcadia 673 (Mike Sobotta)	Todd Anderson, Osseo-Fairchild 146	
1997	294	1 - Middleton 613 (Dewey Stendahl)	DeForest 631 (Tom Gasser)	Jon Turcott, Middleton 145	University Ridge, Madison
		2 - River Valley 639 (Chris Foraker)	Barron 649 (Carl Olson)	Scott Weinhoff, Random Lake 150	
		3 - Lake Mills 664 (Jerry Gruszynski)	Osseo-Fairchild 676 (Bruce Bowerman)	Jeremy Lyons, Glenwood City 150	
1998	304	1 - Middleton 613 (Dewey Stendahl)	Nicolet 623 (Bob Collins)	Jake Pasch, Nicolet 146	University Ridge, Madison
		2 - Lodi 667 (Rod Hanson)	New Richmond 677 (Jim Saliny)	Joe Blumke, North Fond du Lac 154	
		3 - Oostburg 685 (Larry Navis)	Valders 690 (Ron Nesper)	Jeremy Lyons, Glenwood City 149	
1999	313	1 - Middleton 312 (Dewey Stendahl) (18 holes - inclement weather)	Racine Case 318 (Al Pirk)	Joe Leonard, Madison La Follette 69	University Ridge, Madison
		2 - New Richmond 632 (Jim Saliny)	Grafton 678 (Chris Manley)	Chad Kovaleski, New Richmond 141	
		3 - Osseo-Fairchild 689 (Jeff Stoik)	Arcadia 696 (Mike Sobotta)	Jeremy Lyons, Glenwood City 147	
2000	322	1 - Appleton North 619 (Mick Gilbert)	Fond du Lac 620 (Jim Bentley)	Dallas Diener, Fond du Lac 141	University Ridge, Madison
		2 - Ellsworth 654 (Jack Radabaugh)	New Richmond 661 (Jim Saliny)	Chad Kovaleski, New Richmond 150	
		3 - Osseo-Fairchild 661 (Jeff Stoik)	Gibraltar 683 (Bob Spielman)	Matt Bark, Washburn 157#	
2001	370	1 - Arrowhead 608 (Tom Tallmadge)	River Falls 616 (Paul Meyer)	Dan Pulda, Verona Area 145#	University Ridge, Madison
		2 - Xavier {Appleton} 476 (Mike Henning) (27 holes - inclement weather)	Madison Edgewood 482 (Jim Thomas)	Brian Giese, Prairie du Chien 112#	
		3 - Amherst 484 (Pete Sippel) (27 holes - inclement weather)	Osseo-Fairchild 490 (Jeff Stoik)	Matt Bark, Washburn 111	
2002	369	1 - River Falls 297 (Paul Meyer) (18 holes - inclement weather)	West Allis Hale 300 (Dan Mroczenski)	Tyler Obermueller, River Falls 70 & Travis Meyer, River Falls 70	University Ridge, Madison
		2 - Pewaukee 467 (Mike Rapp) (27 holes - inclement weather)	McFarland 471 (Gary Oftedahl)	Eric Mabee, Ripon 106	
		3 - Wrightstown 483 (Steve Elsner) (27 holes - inclement weather)	Osseo-Fairchild 489 (Jeff Stoik)	Chris Benson, Cambridge 108	

Boys Golf

Year	Schools	Champion (Coach)	Runner-up (Coach)	Medalist	Site
2003372	1 – Madison La Follette 595 (Ben Houseman)	River Falls 596 (Paul Meyer)	Brad Wissmueller, Wausau West 143#	University Ridge,
		2 – Pewaukee 616 (Mike Rapp)	McFarland 627 (Gary Oftedahl)	Jeff Doan, Viroqua 146#	Madison
		3 – Osseo-Fairchild 634 (Jeff Stoik)	University School of Milw. 646 (Phil Plautz)	Garrett Jones, Iowa-Grant 148	
2004374	1 – River Falls 604# (Paul Meyer)	Homestead 604 (Steve O'Brien)	Tyler Obermueller, River Falls 141#	University Ridge,
		2 – McFarland 613 (Gary Oftedahl)	Notre Dame 650 (Brian Bobinski)	Ryan Carroll, Berlin 145	Madison
		3 – Osseo-Fairchild 651 (Jeff Stoik)	Grantsburg 677 (Mark Smith)	Ben Sieg, Osseo-Fairchild 151	
2005371	1 – River Falls 604 (Paul Meyer)	Marquette University H.S. 607 (Tom Persin)	Craig Cerbins, Portage 141#	University Ridge,
		2 – Catholic Memorial 618 (Steve Plechaty)	New Berlin West 626 (Ray Carney)	Nick Engen, McFarland 145	Madison
		3 – The Prairie School 623 (Kevin Will)	Osseo-Fairchild 633 (Jeff Stoik)	Sam Orth, Pardeeville 147	
2006370	1 – Homestead 601 (Steve O'Brien)	Green Bay Preble 606 (Chuck Menzel)	Andy Hansen, Homestead 136	University Ridge,
		2 – Catholic Memorial 615 (Steve Plechaty)	Notre Dame 624 (Brian Bobinski)	Brent Quade, Monroe 150	Madison
		3 – Osseo-Fairchild 620 (Jeff Stoik)	Kohler 635 (Dirk Willis)	Pat Steffes, Saint Mary's Springs 146	
2007376	1 – Arrowhead 612 (Tom Tallmadge)	Middleton 617 (Tom Cabalka)	Jack Schultz, Whitefish Bay 143#	University Ridge,
		2 – Notre Dame 625 (Brian Bobinski)	Catholic Memorial 627 (Steve Plechaty)	Aaron Seubert, Catholic Memorial 150	Madison
		3 – Pacelli 639 (Brian Winquist)	Osseo-Fairchild 655 (Mona Vold Jacobson)	Shayne Johnson, Osseo-Fairchild 150	
2008373	1 – Arrowhead 599 (Tom Tallmadge)	Madison Memorial 603 (Jeremy Schlitz)	Mike Battista, Madison West 140	University Ridge,
		2 – Xavier 622 (Steve Howe)	Madison Edgewood 626 (Joe Ring)	Cody Strang, Madison Edgewood 147#	Madison
		3 – Eleva-Strum 665 (Cory Kulig)	Sevastopol 671 (Jeff Campbell)	Jake Nelson, Ladysmith 152#	
2009373	1 – Arrowhead 596 (Tom Tallmadge)	Kettle Moraine 607 (Mike Duchin)	Anthony Aicher, Wausau East 139	University Ridge,
		2 – Madison Edgewood 611 (Joe Ring)	Notre Dame 632 (Brian Bobinski)	Cody Strang, Madison Edgewood 144	Madison
		3 – Roncalli 647 (John Haug)	Cambridge 655 (Dan Gaertner)	Jake Nelson, Ladysmith 147	

*Sectionals added preceding State Tournament

+Regionals added preceding Sectionals

#Won playoff

Boys Golf Financial Statement

Regional Receipts

Tickets	\$	0.00
Broadcast Rights		<u>0.00</u>
Total Regional Receipts	\$	0.00

Regional Expenses

Host School Allowance	\$	2,320.00
Managers Fees		1,600.00
Awards		<u>2,020.50</u>
Total Regional Expenses	\$	5,940.50

Sectional Receipts

Tickets	\$	0.00
Total Sectional Receipts	\$	0.00

Sectional Expenses

Host School Allowance	\$	928.00
Managers Fees		640.00
Awards		<u>1,614.04</u>
Total Sectional Expenses	\$	3,182.04

State Receipts

Tickets	\$	0.00
Total State Receipts	\$	0.00

State Expenses

Running Meet	\$	3,853.50
Awards		1,335.61
Participant Travel		<u>20,205.60</u>
Total State Expenses	\$	25,394.71

GRAND TOTAL RECEIPTS	\$	0.00
GRAND TOTAL EXPENSES		<u>34,517.25</u>
DIFFERENCE	\$	(34,517.25)

Girls Golf

The WIAA began its golf tournament program for girls in the fall of 1972. Madison West won the first team championship, finishing ahead of runner-up West Bend East and third-place Brookfield Central.

The first tournament was held at Winagamie near Appleton. It has been held at various locations - Fond du Lac, Lawsonia, Wisconsin Rapids, Stevens Point, Lake Arrowhead, Janesville Riverside and University Ridge of Madison since 1994.

Madison Edgewood leads in number of team championships won with eight. Madison West, which won the first five State titles, and La Crosse Central are next in line with five. Appleton West has won four titles, and Madison Memorial and Notre Dame have won three.

Madison Memorial has produced the largest number of medalists with six. Appleton West and Racine Case have both produced five individual champions.

Homestead has qualified a team for the State meet more than any other program with 20 appearances. Fond du Lac and Madison Memorial are next with 19 appearances each. Brookfield Central has qualified 17 times and La Crosse Central has qualified 16 times. Appleton West is next in line with 15 appearances.


In 2008, Lindsay Danielson of Osceola became the only golfer to win four individual championships (2005-08). Heather Suhr of Racine Case is the only other golfer to win medalist honors three consecutive years (1996-98).

Two Madison Memorial girls - Chris

Regenberg (1976-77) and Sherri Steinhauer (1979-80) - as well as Ellen Mielke of Appleton West (1985-86), Erika Brown of Madison La Follette (1989-90) and Carly Werwie of Kenosha Bradford (2004-05) have won medalist honors twice.

Erin Carney of La Crosse Central recorded the first sub-par performance at the State Meet in 1993, winning medalist honors with a 2-under par 140 total for 36 holes on rounds of 71-69. Carly Werwie of Kenosha Bradford and Danielson have recorded the best score at University Ridge with a 143 in 2005 and 2008, respectively.

Holly Stark of Arrowhead and Lauren Anzelone of Racine Park both scored a hole-in-one at the 2001 State Meet, and Jami Kessenich of Arrowhead accomplished the feat on hole 17 at University Ridge in 2008.



NOTRE DAME - GIRLS GOLF CHAMPIONS (DIVISION 1) - 2008-2009
From left to right, front row, Nicole Florack, Greta Schmitt, Tatum Snyder; second row, Jennifer Konop, Marissa Baemmert, Gabi Ruanova, Natalie Robinson, Madeline Hinkfuss, Macall Biebel; third row, Brian Bobinski, Jacqueline Patz, Amanda Cera, Erin Sharpee, Corey Dahl.



MADISON EDGEWOOD - GIRLS GOLF CHAMPIONS (DIVISION 2) - 2008-2009
From left to right, front row, Meghan Martine, CJ Enriquez, Head Coach Peggy Gierhart, Alyssa Elliott, Doyle O'Brien, Alex Lake, Assistant Coach Mark Rechlicz.

State Championships University Ridge - Madison - October 13-14, 2008

Division 1 Team Scores

School	Coach	Rounds		Total Score
		1	2	
1. Notre Dame	Brian Bobinski	320	310	630
2. Homestead	John Krueger	322	335	657
3. Catholic Memorial	Steve Plechaty	334	342	676
4. Kettle Moraine	Jeff Duchin	336	342	678
5. Arrowhead	Mike Breaker	347	344	691
6. Waunakee	Paul Miller	339	356	695
7. Brookfield Central	Brian Scrobel	354	343	697
8. Hudson	Jackie Gundersen	346	355	701
T9. Sheboygan North/South	Craig Walters	354	352	706
T9. Divine Savior Holy Angels	Chris Benes	359	347	706
11. Madison East	Mark Buffat	376	361	737
12. Holmen	Nick Weber	379	372	751

Division 1 Individual Results

Individual	School	Rounds		Total Score
		1	2	
1. Tory Bauman *	Nicolet	70	75	145
2. Erin Sharpee	Notre Dame	76	74	150
3. Jackie Shepherd	Kettle Moraine	75	76	151
T4. Jennifer Konop	Notre Dame	77	76	153
T4. Gaby Ruanova	Notre Dame	78	75	153
T6. Isabella Lambert	Catholic Memorial	76	79	155
T6. Erika Pfaender	Arrowhead	79	76	155

T8. Erin Barragry	Homestead	77	79	156
T8. Kelly Coakley	Brookfield Central	78	78	156
T8. Gianna Tenuta *	Kenosha Bradford	77	79	156
T8. Casi Webb *	Eau Claire North	80	76	156
12. Allie Parthie *	Marinette	77	80	157
T13. April Ohlendorf	Kettle Moraine	81	77	158
T13. Nicole Westcott	Homestead	78	80	158
15. Marion Accola	Catholic Memorial	81	78	159
16. Lizi Brooks	Waunakee	77	83	160
17. Paige Schmidt *	Waukesha South/No./W.	80	81	161
18. Christina DeBoer	Holmen	81	82	163
19. McKenzie Parks *	Oregon	82	82	164
T20. Malea Blise	Divine Savior Holy Angels	88	77	165
T20. Sarah Gradecki	Homestead	82	83	165
T22. Amanda Braun *	Pius XI	82	84	166
T22. Cassandra Marschall *	Marshfield	87	79	166
T22. Brittany McNett-Emmerich *	Madison West	82	84	166
T25. Alex Douglas	Madison East	89	78	167
T25. AJ Selig *	Appleton West	85	82	167
T25. Cassie Wurm	Hudson	82	85	167
28. Mary Donohue *	Portage	81	87	168
29. McKenna Prestigiaco *	Madison La Follette	83	86	169
T30. Lauren Lindsley *	Green Bay Preble	85	85	170
T30. Michelle Madden	Waunakee	86	84	170
T30. Chelsey McCoy	Brookfield Central	84	86	170
T30. Ashton Stair *	Milton	79	91	170

Girls Golf

T34.	Jami Kessenich	Arrowhead	90	82	172
T34.	Angelina Parrinello	Madison East	87	85	172
T34.	Lauren Seubert	Catholic Memorial	85	87	172
37.	Molly Fassbinder	Hudson	85	88	173
38.	Paytan Saari	Sheboygan North/South	89	86	175
T39.	Audrey Ackley	Divine Savior Holy Angels	89	87	176
T39.	Amanda Duessing	Sheboygan North/South	89	87	176
T39.	Stephanie Gerber	Sheboygan North/South	86	90	176
42.	Tatum Snyder	Notre Dame	89	89	178
T43.	Kelly Kleine	Sheboygan North/South	90	89	179
T43.	Janie McDonough	Divine Savior Holy Angels	89	90	179
T43.	Jacqueline Patz	Notre Dame	94	85	179
T43.	Katie Zganjar	Homestead	85	94	179
T43.	Morgan Zuleger *	Oshkosh West	91	88	179
T48.	MacKenize Cook	Arrowhead	88	92	180
T48.	Caitlyn Dubester	Waunakee	85	95	180
T50.	Whitney Sockness *	Milton	92	89	181
T50.	Emily Timmons *	Green Bay Southwest/West	90	91	181
T52.	Elli Anderson	Hudson	87	95	182
T52.	Katie Ecker	Hudson	92	90	182
T52.	Tricia Mark	Brookfield Central	96	86	182
T52.	Katie McCann	Kettle Moraine	88	94	182
56.	Natalie Feder	Arrowhead	90	94	184
57.	Kadie Erickson	Waunakee	91	94	185
58.	Eryn Johnson	Holmen	94	92	186
59.	Anna Volbrecht	Kettle Moraine	92	95	187
60.	Lauren Felton *	Appleton West	95	93	188
61.	Marissa Schlagenhauf	Brookfield Central	96	93	189
T62.	Laura Beiermeister	Catholic Memorial	92	98	190
T62.	Kelsey Conlin	Divine Savior Holy Angels	93	97	190
64.	Abbie Sidders	Kettle Moraine	94	98	192
T65.	Kiki Buege	Hudson	101	92	193
T65.	Brianna Wesely	Holmen	102	91	193
67.	Ashley Madden	Waunakee	94	100	194
68.	Jessica Levine	Homestead	102	93	195
69.	Grace Lui	Madison East	99	97	196
70.	Emma Taschwer	Madison East	101	101	202
71.	Lauren Cram/Sammie Liebham	Sheboygan North/South	99	105	204
T72.	Katie Swain	Divine Savior Holy Angels	112	93	205
T72.	Amy Wareham	Brookfield Central	108	97	205
74.	Christa Beranek	Holmen	102	107	209
75.	Mia Ferrito/Sarah Nordeen	Arrowhead	93	118	211
76.	Brianne Buerger	Catholic Memorial	111	105	216
77.	Marina Dvorak	Holmen	110	111	221
--	Melanie Whitcomb	Madison East	113	W	--

Division 2 Team Scores

School	Coach	Rounds		Total Score
		1	2	
1. Madison Edgewood	Peggy Gierhart	314	303	617
2. Arcadia/Cochrane-Fo. City	Mike Sobotta	363	374	737

3.	Baldwin-Woodville	Eric Harmon	385	358	743
4.	Fox Valley Lutheran	David Kolander	377	385	762
5.	Saint Croix Falls	J. Benoy & T. Benoy	378	388	766
6.	Xavier	Bob Mand	396	385	781

Division 2 Individual Results

Individual	School	Rounds		Total Score	
		1	2		
1.	Lindsay Danielson *	Osceola	71	72	143
2.	Alyssa Elliott	Madison Edgewood	76	71	147
3.	Alex Lake	Madison Edgewood	77	76	153
4.	Alyssa Ferrell *	Edgerton	74	80	154
5.	Meghan Martine	Madison Edgewood	84	75	159
6.	Jordyn Wyzgowski *	The Prairie School	81	80	161
T7.	Alexa Arent	Fox Valley Lutheran	83	79	162
T7.	C.J. Enriquez	Madison Edgewood	77	85	162
9.	Jennifer Benoy	Saint Croix Falls	75	88	163
10.	Marissa Campeau	Saint Croix Falls	86	80	166
11.	Colleen Mares	Xavier	87	81	168
12.	Brooke Finner	Arcadia/Cochrane-Fo. City	90	79	169
13.	Doyle O'Brien	Madison Edgewood	89	81	170
14.	Kashia Hill *	Amery	84	87	171
15.	Karlyn Sturtevant	Baldwin-Woodville	94	81	175
16.	Shannon Farrey *	Lancaster	91	85	176
17.	Kristi Meinel *	Whitewater	91	86	177
18.	Grace Abitz	Fox Valley Lutheran	82	97	179
19.	Melanie Truax *	Gale-Etrick-Trampealeau	95	85	180
20.	Annette Foegen	Arcadia/Cochrane-Fo. City	88	94	182
21.	Claudia Rhein *	The Prairie School	94	89	183
22.	Erica Timmers	Baldwin-Woodville	98	87	185
23.	Janelle Dekan	Arcadia/Cochrane-Fo. City	93	93	186
24.	Alexa Harmon	Baldwin-Woodville	93	97	190
25.	Michelle Hinz	Baldwin-Woodville	100	93	193
T26.	Libby Funk	Xavier	102	96	198
T26.	Haein Kim	Fox Valley Lutheran	102	96	198
28.	Becky Konkel	Arcadia/Cochrane-Fo. City	92	108	200
29.	Gabby Gehrts/Heather Duesing	Xavier	110	99	209
T30.	Sarah Pappas	Xavier	102	109	211
T30.	Cortney Rasmussen	Saint Croix Falls	107	104	211
32.	Allison Lisowski	Arcadia/Cochrane-Fo. City	105	109	214
33.	Abby Van De Hey	Xavier	105	111	216
34.	Emily Stauty *	Northwestern	118	101	219
35.	Brittany Buss	Saint Croix Falls	110	116	226
36.	Kaitlyn Schuelke	Fox Valley Lutheran	110	117	227
37.	Tanya LaFavor	Baldwin-Woodville	115	118	233
38.	Brittany Blob	Fox Valley Lutheran	121	113	234
39.	Taylor Stowell/Tess Hedrick	Saint Croix Falls	122	124	246

*Individual Qualifier

Sectional Team Results

Division 1

Hartford Union

Homestead 332, Arrowhead 346, Neenah 355, Appleton West 381, Oshkosh West 389, Hartford Union 391, Hamilton 415 and Oshkosh North 436.

Hayward

Hudson 351, Holmen 353, River Falls 357, Onalaska 372, Eau Claire North 374, Eau Claire Memorial 388, Wisconsin Rapids Lincoln 397 and La Crosse Central/Logan 404.

Janesville Parker

Kettle Moraine 325, Catholic Mem. 333, Waukesha So./No./W. 338, Milton 346, Janesville Craig 359, Janesville Parker 361, Elkhorn Ar. 393 and Burlington 411.

Kenosha Bradford

Brookfield Central 342, Divine Savior Holy Angels 353, Pius XI 363, Whitefish Bay/Shorewood 365, Kenosha Bradford 367, Kenosha Tremper 385, Racine Park 393 and Racine Case 401.

Madison East

Madison East 351, Waunakee 355, Oregon 362, Middleton 365, Oconomowoc 371, Monona Grove 372, Madison West 373 and McFarland 397.

Notre Dame

Notre Dame 328, Sheboygan North/South 352, De Pere 355, Kaukauna 364, Green Bay Preble 374, Marinette 376, Seymour 393 and Bay Port 399.

Division 2

Little Chute

Xavier 348, Fox Valley Lutheran 355, Oconto Falls 372, Denmark 391, Racine Saint Catherine's 395, Freedom 402, Saint Thomas More 412 and Lakeside Lutheran 462.

Osceola

Saint Croix Falls 178, Baldwin-Woodville 180, Northwestern 194, Sooner 196, Osceola 207, Stanley-Boyd 216, Ladysmith 227 and Amery 227.

Wisconsin Dells

Mad. Edgewood 336, Arcadia/Coch.-Fo. City 378, Osseo-Fair. 411, Lancaster 424, Gale-Ett.-Tr. 434, Wis. Dells 434, Neillsville 447 and Darlington/Cuba City 455.

Regional Results

Division 1

Arrowhead

Individual Qualifiers: Bianca Mendez, Fond du Lac; Bekah Schactner, West Bend East/West and Heather Zuehlke, Kewaskum. Team Results: Homestead 357, Arrowhead 364, Hamilton 402, Hartford Union 405, West Bend East/West 431, Kewaskum 443, Fond du Lac 487 and Germantown 500.

Beaver Dam

Individual Qualifiers: McKenna Prestigacomio, Madison La Follette; Alyssa Chase, Sun Prairie and Emma Dittmann, Beaver Dam. Team Results: Madison East 380,

Oconomowoc 401, Monona Grove 410, McFarland 415, Madison La Follette 421, Sun Prairie 434, Beaver Dam 436 and Watertown 437.

Eau Claire North

Individual Qualifiers: Jessica Williams, New Richmond; Lisa Huset, Rice Lake and Megan Landes, Rice Lake. Team Results: Hudson 347, Eau Claire Memorial 365, River Falls 366, Eau Claire North 379, New Richmond 386, Rice Lake 388, Hayward 420 and Superior 421.

Marinette

Individual Qualifiers: Emily Timmons, Green Bay Southwest/West; Kayla Johnson, Shawano Community and

Alex Isaacson, Shawano Community. Team Results: Notre Dame 338, Marinette 352, Green Bay Preble 367, Bay Port 377, Shawano Community 398, Pulaski 429, Green Bay Southwest/West 475 and Green Bay East 489.

Middleton

Individual Qualifiers: Jennifer Halberslaben, Madison Memorial; Sophie Schieldt, Stoughton and Kylie Fish, Verona Area. Team Results: Waunakee 350, Oregon 355, Madison West 362, Middleton 365, Madison Memorial 401, Stoughton 409, Verona Area 426 and Mount Horeb 427.

Milton

Individual Qualifiers: Nikki Masterson, Beloit

Memorial; Katy Kanelos, Badger and Jordan Majewski, Fort Atkinson. Team Results: Milton 364, Janesville Parker 385, Janesville Craig 400, Elkhorn Area 405, Badger 413, Fort Atkinson 424, Beloit Memorial 452 and Delavan-Darien 486.

Mukwonago

Individual Qualifiers: Tiffany Flogel, Mukwonago; Brianna John, Wilmot Union and Kailee Wahler, Wilmot Union. Team Results: Kettle Moraine 324, Catholic Memorial 354, Waukesha South/North/West 359, Burlington 418, Mukwonago 423, Wilmot Union 425, Westosha Central 449 and Waterford 478.

Oshkosh North

Individual Qualifiers: Sarah Bruce, Appleton North; Jennie Schott, Appleton East and Danielle Bunker, Appleton East. Team Results: Neenah 350, Appleton West 362, Oshkosh West 380, Oshkosh North 406, Appleton East 407, Hortonville 446, Appleton North 459 and Waupaca 648.

Pius XI

Individual Qualifiers: Tory Bauman, Nicolet; Taylor Dory, Menomonee Falls and Carly Herald, Wauwatosa East/West. Team Results: Brookfield Central 333, Divine Savior Holy Angels 356, Whitefish Bay/Shorewood 366, Pius XI 377, Nicolet 394, Brookfield East 404, Menomonee Falls 416, Wauwatosa East/West 427 and Milwaukee Lutheran 593.

Racine Park

Individual Qualifiers: Taylor Wenzel, Franklin; Bekah Jasperon, Union Grove and Allison Lucareli, Racine

Horlick. Team Results: Kenosha Bradford 370, Racine Park 390, Racine Case 397, Kenosha Tremper 405, Union Grove 411, Franklin 418, Racine Horlick 426 and Muskego 430.

Seymour

Individual Qualifiers: Briana Micksch, Two Rivers; Courtney Castelic, West De Pere and Vivian Lee, Ashwaubenon. Team Results: Sheboygan North/South 355, Kaukauna 358, De Pere 374, Seymour 390, Ashwaubenon 392, Kimberly 397, West De Pere 443 and Two Rivers 454.

Tomah

Individual Qualifiers: Mary Donohue, Portage; Cassandra Marschall, Marshfield and Corey Georgenson, Stevens Point. Team Results: Holmen 357, Onalaska 371, Wisconsin Rapids Lincoln 392, La Crosse Central/Logan 396, Stevens Point 397, Portage 397, Marshfield 402 and Tomah 421.

Division 2

Bonduel

Individual Qualifiers: Caroline Minkebig, Wrightstown; Megan Johnson, Wrightstown and Amber Bourassa, Oconto. Team Results: Fox Valley Lutheran 336, Oconto Falls 355, Xavier 357, Freedom 376, Wrightstown 400, Little Chute 415, Oconto 485 and Bonduel 503.

Luck/Unity

Individual Qualifiers: Erica Riley, Prescott; Ali Hofmeister, Ellsworth and Anna Morris, Saint Croix Central. Team Results: Saint Croix Falls 379, Baldwin-Woodville 397, Osceola 430, Amery 453, Somerset 464,

Saint Croix Central 464, Ellsworth 465, Luck/Unity 541 and Prescott 619.

Prairie du Chien

Individual Qualifiers: Alyssa Ferrell, Edgerton; Kristie Waynick, Prairie du Chien and Kelly Runde, Southwestern. Team Results: Madison Edgewood 339, Darlington/Cuba City 415, Lancaster 428, Wisconsin Dells 432, Edgerton 439, Prairie du Chien 440, Turner 483 and Southwestern 581.

Saint Thomas More

Individual Qualifiers: Jordyn Wyzgowski, The Prairie School; Claudie Rhein, The Prairie School and Kristi Meinel, Whitewater. Team Results: Racine Saint Catherine's 389, Denmark 397, Saint Thomas More 413, Lakeside Lutheran 436, The Prairie School 446, Whitewater 450, East Troy 466, Luxemburg-Casco 480 and Heritage Christian 576.

Stanley-Boyd

Individual Qualifiers: Lindsey Eisenhuth, Regis; Alyssa Harms, Bloomer and Katie Pokrandt, Regis. Team Results: Northwestern 388, Stanley-Boyd 391, Spooner 394, Ladysmith 421, Regis 422, Cumberland 448, Barron 492, Bloomer 510 and Chetek 539.

Westby

Individual Qualifiers: Leah Grams, Augusta; Shana Harms, Blair-Taylor/Whitehall and Jenna Smith, Aquinas. Team Results: Osseo-Fairchild 379, Arcadia/Cochrane-Fountain City 388, Neillsville 408, Gale-Ettrick-Trempealeau 411, Aquinas 432, Augusta 444, Westby 467, Blair-Taylor/Whitehall 492 and Viroqua 525.

State Girls Golf Champions

Year	Schools	Champion (Coach)	Runner-up (Coach)	Medalist	Site
1972	41	Madison West 412 (Gwendolyn Walker)	West Bend East 416	Mary Hafeman, West Bend East 92	Winagamie
1973	52	Madison West 333 (Peggy Mueller)	Green Bay Preble 367 (Mary Maslowski)	Karen Julson, Madison West 79	Winagamie
1974	56	Madison West 354 (Peggy Mueller)	Madison Memorial 366+ (Bruce Gregg)	Chris Tallard, Madison Memorial 77	Camelot
1975	76	Madison West 696 (Roger Wiebe)	Homestead 701 (Julie Lindner)	Lori Huxhold, Fond du Lac 156	Camelot
1976	76	Madison West 754 (Roger Wiebe)	Madison Memorial 765 (Bruce Gregg)	Chris Regenberg, Madison Memorial 163	Lawsonia
1977	77	Madison Memorial 710 (Bruce Gregg)	Madison West 739 (Roger Wiebe)	Chris Regenberg, Madison Memorial 150	Lawsonia
1978	90	Fond du Lac 718* (Gayle Wilfong)	Appleton West 718 (John Herb)	Darcy Madden, Appleton West 163	Lawsonia
1979	92	Madison Memorial 710 (Dick Steckelberg)	Appleton East 728 (Del Prust)	Sherri Steinhauer, Madison Memorial 162	Lawsonia
1980	92	Madison Memorial 729 (Fritz Kaump)	Appleton West 785 (Mary Beth Nienhaus)	Sherri Steinhauer, Madison Memorial 156	Bulls Eye
1981	80	Appleton West 770 (Mary Beth Nienhaus)	Sheboygan North 783 (Bill Richards)	Pam Smith, Menomonee Falls East 168+	Bulls Eye
1982	78	Appleton West 711 (Mary Beth Nienhaus)	Green Bay East 758 (Jay Hill)	Sarah DeKraay, Racine Case 162	Bulls Eye
1983	75	Appleton East 738 (Del Prust)	Homestead 758 (Julia Gould)	Sue Ginter, Appleton West 162	Sentry World
1984	75	Nicolet 769 (Tom Puls)	Green Bay East 775 (Jay Hill)	Julie DeWulf, Homestead 166	Sentry World
1985	70	Appleton West 762 (Mary Beth Nienhaus)	Nicolet 764+ (Tom Puls)	Ellen Mielke, Appleton West 165	Bulls Eye
1986	68	Appleton West 724 (Mary Beth Nienhaus)	Wausau 744 (Dick Martin)	Ellen Mielke, Appleton West 156	Lake Arrowhead
1987	68	Homestead 766 (Jim Nolter)	Mukwonago 786 (Harry Nordentoft)	Martha Richards, Hudson 169	Lake Arrowhead
1988	67	Racine Case 742 (Mike Margosian)	Onalaska 759 (Linda Mills)	Stacey Pirk, Racine Case 166	Lake Arrowhead
1989	68	Onalaska 725 (Linda Mills)	Madison Memorial 752 (Don Marx)	Erika Brown, Madison La Follette 154	Lake Arrowhead
1990	70	La Crosse Central 776 (Mardel Allen)	Appleton East 791 (Del Prust)	Erika Brown, Madison La Follette 159	Lake Arrowhead
1991	72	La Crosse Central 363 (Mardel Allen)	Nicolet 379 (Judy Luellwitz)	Darby Schnarr, Madison Memorial 79	Lake Arrowhead
1992	72	La Crosse Central 686 (Mardel Allen)	Racine William Horlick 752 (Bill Weinstock)	Keri Sawvell, Prairie du Chien 154+	Lake Arrowhead
1993	75	La Crosse Central 659 (Mardel Allen)	Appleton West 718 (Mary Beth Nienhaus)	Erin Carney, La Crosse Central 140	Riverside (Janesville)
1994	72	Racine Horlick 719 (Sue Thompson)	Onalaska 760 (Linda Mills)	Kim Reid, Madison La Follette 151	University Ridge
1995	83#	Eau Claire North 690 (Terrie Hanke)	Racine Case 703 (Lee Libby)	Andrea Klee, Appleton West 157	University Ridge
1996	89#	Eau Claire North 680 (Terrie Hanke)	Racine Horlick 709 (Sue Thompson)	Heather Suhr, Racine Case 158	University Ridge
1997	94*	Racine Case 731 (Lee Libby)	Divine Savior Holy Angels 737 (George Dreist)	Heather Suhr, Racine Case 157	University Ridge
1998	104¢	La Crosse Central 705 (Ken Barrett)	Racine Park 724 (Kathy Hainchek)	Heather Suhr, Racine Case 150	University Ridge
1999	112^	Homestead 682 (Al Haacke)	Arrowhead 696 (Maureen Rice-Mooney)	Malinda Johnson, Eau Claire North 150	University Ridge
2000	121	Wisconsin Rapids Lincoln 677 (Chad Markuson)	Homestead 698 (Al Haacke)	Melissa Martin, Wisconsin Rapids Linc. 153+	University Ridge
2001	126	Madison Edgewood 697 (Mark Rechlicz)	Middleton 705 (Dewey Stendahl)	Molly Redfearn, Racine Park 156	University Ridge
2002	136	Madison Edgewood 665 (Mark Rechlicz)	Middleton 700 (Bill Curtin)	Lindsay Koth, Madison Edgewood 150	University Ridge
2003	139	1 - Brookfield Central 715 (Brian Scrobel)	Middleton 722 (Bill Curtin)	Kate Wierwill, Verona Area 161	University Ridge
		2 - Madison Edgewood 687 (Peggy Gierhart)	Osseo-Fairchild 792 (Mona Vold-Jacobson)	Katie Elliot, Madison Edgewood 155	
2004	140	1 - Arrowhead 649 (Mike Breaker)	Middleton 653 (Bill Curtin)	Carly Werwie, Kenosha Bradford 146	University Ridge
		2 - Madison Edgewood 693 (Peggy Gierhart)	Osseo-Fairchild 749 (Mona Vold-Jacobson)	Becky Allen, Stanley-Boyd 157	
2005	142	1 - Kenosha Bradford 660 (Carlotta Miller)	Brookfield Central 664 (Brian Scrobel)	Carly Werwie, Kenosha Bradford 143	University Ridge
		2 - Madison Edgewood 720 (Peggy Gierhart)	Saint Croix Falls 748 (Jeff & Terry Benoy)	Lindsay Danielson, Osceola 151	
2006	146	1 - Notre Dame 646 (Brian Bobinski)	Onalaska 669 (Daren Simms)	Lindsay Solberg, Middleton 145	University Ridge
		2 - Madison Edgewood 667 (Peggy Gierhart)	Saint Croix Falls 691 (Jeff & Terry Benoy)	Lindsay Danielson, Osceola 150	
2007	149	1 - Notre Dame 654 (Brian Bobinski)	Onalaska 663 (Daren Simms)	Tory Bauman, Nicolet 150	University Ridge
		2 - Madison Edgewood 634 (Peggy Gierhart)	Amery 695 (Steve Wilhelm)	Lindsay Danielson, Osceola 147	
2008	149	1 - Notre Dame 630 (Brian Bobinski)	Homestead 657 (John Krueger)	Tory Bauman, Nicolet 145	University Ridge
		2 - Madison Edgewood 617 (Peggy Gierhart)	Arcadia/Coch.-Fo. City 737 (Mike Sobotta)	Lindsay Danielson, Osceola 143	

*won playoff, 22-23 on the first hole

+won playoff

#3 WISAA Schools ¢4 WISAA Schools ¢5 WISAA Schools ^6 WISAA Schools

State Tournament Appearances - (1972-2008)

(Parentheses next to year indicates division beginning in 2003.)

- Amery (4)** – 1998-11th, 2003-4th (D2), 2006-3rd (D2), 2007-2nd (D2)
- Appleton East (12)** – 1979-2nd, 1983-1st, 1985-4th, 1986-5th, 1987-3rd, 1988-8th, 1990-2nd, 1991-3rd, 1998-12th, 1999-10th, 2000-7th, 2001-14th
- Appleton North (3)** – 1997-7th, 1998-10th, 1999-8th
- Appleton West (15)** – 1974-8th, 1976-5th, 1977-4th, 1978-2nd, 1980-2nd, 1981-1st, 1982-1st, 1983-4th, 1985-1st, 1986-1st, 1989-8th, 1990-8th, 1992-8th, 1993-2nd, 1994-5th
- Arcadia (2)** – 2003-6th (D2), 2004-6th (D2), 2005-6th (D2)
- Arcadia/Cochrane-Fountain City (1)** – 2008-2nd (D2)
- Arrowhead (9)** – 1998-4th, 2000-2nd, 2001-4th, 2003-5th (D1), 2004-1st (D1), 2005-6th (D1), 2006-6th (D1), 2007-5th (D1), 2008-5th (D1)
- Baldwin-Woodville (2)** – 2007-5th (D2), 2008-3rd (D2)
- Barron (2)** – 1996-8th, 1997-10th
- Beloit (1)** – 2002-9th
- Black River Falls (1)** – 1972-10th
- Bloomer (1)** – 1988-9th
- Bonduel (2)** – 1972-12th, 1973-7th (tie)
- Brookfield Central (17)** – 1972-3rd, 1973-7th (tie), 1974-6th, 1975-8th, 1976-4th, 1977-5th, 1981-7th, 1982-5th, 1992-9th, 1999-12th, 2002-6th, 2003-1st (D1), 2004-5th (D1), 2005-2nd (D1), 2006-4th (D1), 2007-6th (D1), 2008-7th (D1)
- Catholic Memorial (3)** – 2003-3rd (D1), 2007-4th (D1), 2008-3rd (D1)
- Chetek (6)** – 1977-8th, 1978-7th, 1979-3rd, 1980-6th, 1981-8th, 1982-8th
- Chippewa Falls (1)** – 1972-5th
- Darlington (1)** – 1986-10th
- Divine Savior Holy Angels (5)** – 1997-2nd, 1999-9th, 2004-3rd (D1), 2006-3rd (D1), 2008-T9th (D1)
- Eau Claire North (5)** – 1995-1st, 1996-1st, 1998-6th, 1999-4th, 2005-9th (D1)
- Fond du Lac (19)** – 1972-4th, 1973-5th, 1974-4th, 1975-3rd, 1976-3rd, 1977-3rd, 1978-1st, 1979-4th, 1984-4th, 1987-5th, 1988-7th, 1989-6th, 1991-5th, 1993-7th (tie), 1996-5th, 1997-5th, 2001-7th, 2002-3rd, 2004-4th (D1)
- Fort Atkinson (2)** – 2004-8th (D1), 2005-8th (D1)
- Fox Valley Lutheran (3)** – 2005-3rd (D2), 2007-6th (D2), 2008-4th (D2)
- Green Bay East (3)** – 1981-3rd, 1982-2nd, 1984-2nd
- Green Bay Preble (8)** – 1972-6th, 1973-2nd, 2000-12th, 2002-10th, 2003-4th (D1), 2005-7th (D1), 2006-11th (D1), 2007-12th (D1)
- Hartland (1)** – 1973-12th
- Hayward (3)** – 1989-7th, 1991-9th, 2004-3rd (D2)
- Holmen (5)** – 1994-6th, 2001-8th, 2002-7th, 2006-8th (D1), 2008-12th (D1)
- Homestead (20)** – 1972-2nd, 1973-3rd, 1975-2nd, 1976-6th, 1981-5th, 1982-3rd, 1983-2nd, 1985-3rd, 1986-4th, 1987-1st, 1988-4th, 1989-4th, 1994-8th, 1999-1st, 2000-2nd, 2002-4th, 2003-7th (D1), 2006-7th (D1), 2007-3rd (D1), 2008-2nd (D1)
- Hudson (5)** – 1987-10th, 1997-9th, 2002-15th, 2007-9th (D1), 2008-8th (D1)
- Kaukauna (2)** – 2003-8th (D1), 2004-9th (D1)
- Kenosha Bradford (1)** – 2005-1st (D1)
- Kenosha Tremper (2)** – 2001-13th, 2002-8th
- Kettle Moraine (4)** – 1993-6th, 1994-4th, 2006-12th (D1), 2008-4th (D1)
- La Crosse Central (16)** – 1973-6th, 1974-7th, 1975-6th, 1976-7th, 1979-5th, 1980-7th, 1981-4th, 1990-1st, 1991-1st, 1992-1st, 1993-1st, 1994-9th, 1998-1st, 1999-5th, 2000-5th, 2003-9th (D1)
- Lancaster (2)** – 1983-7th, 1984-8th
- Luck (1)** – 1977-7th
- Madison East (4)** – 1975-4th, 1990-5th, 1991-8th, 2008-11th (D1)
- Madison Edgewood (12)** – 1995-7th, 1998-5th, 1999-6th, 2000-3rd, 2001-1st, 2002-1st, 2003-1st (D2), 2004-1st (D2), 2005-1st (D2), 2006-1st (D2), 2007-1st (D2), 2008-1st (D2)
- Madison La Follette (5)** – 1993-5th, 1994-3rd, 2002-16th, 2005-10th (D1), 2006-9th (D1)
- Madison Memorial (19)** – 1972-7th, 1973-10th, 1974-2nd, 1976-2nd, 1977-1st, 1978-4th, 1979-1st, 1980-1st, 1981-6th, 1984-5th, 1985-7th, 1986-6th, 1988-6th, 1989-2nd, 1990-3rd, 1991-4th, 1992-7th, 2003-6th (D1), 2004-7th (D1)
- Madison West (13)** – 1972-1st, 1973-1st, 1974-1st, 1975-1st, 1976-1st, 1977-2nd, 1978-3rd, 1982-4th, 1983-3rd, 1987-8th, 1988-3rd, 1992-3rd, 1996-6th
- Marinette (10)** – 1978-8th, 1984-6th, 1985-8th, 1986-7th, 1987-6th, 1988-5th, 1989-3rd, 1991-7th, 1992-10th, 1995-10th
- Middleton (9)** – 1997-8th, 1998-8th, 1999-3rd, 2000-6th, 2001-2nd, 2002-2nd, 2003-2nd (D1), 2004-2nd (D1), 2005-4th (D1), 2006-5th (D1)
- Mukwonago (4)** – 1987-2nd, 1990-9th, 1996-10th, 2003-10th (D1)
- Neenah/Menasha (4)** – 1993-7th (tie), 1995-9th, 1996-9th, 1998-9th
- New Richmond (2)** – 2000-10th, 2001-9th
- Nicolet (9)** – 1972-8th, 1979-6th, 1983-5th, 1984-1st, 1985-2nd, 1990-6th, 1991-2nd, 1992-4th
- Northwestern (2)** – 2002-13th; 2005-4th (D2)
- Notre Dame (6)** – 2002-14th, 2004-6th (D1), 2005-5th (D1), 2006-1st (D1), 2007-1st (D1), 2008-1st (D1)
- Oconomowoc (2)** – 1980-5th, 2000-8th
- Oconto Falls (3)** – 1983-8th, 2006-5th (D2), 2007-4th (D2)
- Onalaska (7)** – 1987-9th, 1988-2nd, 1989-1st, 1994-2nd, 1995-6th, 2006-2nd (D1), 2007-2nd (D1)
- Osseo-Fairchild (5)** – 2002-12th, 2003-2nd (D2), 2004-2nd (D2), 2006-6th (D2), 2007-3rd (D2)
- Racine Case (9)** – 1987-3rd, 1988-1st, 1989-10th, 1991-10th, 1992-6th, 1993-3rd, 1995-2nd, 1997-1st, 1998-3rd
- Racine Horlick (8)** – 1972-11th, 1990-10th, 1991-6th, 1992-2nd, 1993-4th, 1994-1st, 1995-3rd, 1996-2nd
- Racine Park (8)** – 1987-7th, 1988-10th, 1994-7th, 1996-4th, 1997-3rd, 1998-2nd, 2000-9th, 2001-3rd
- Rice Lake (3)** – 1990-7th, 1992-5th, 1993-9th
- River Falls (3)** – 1999-11th, 2000-4th, 2001-11th
- Saint Croix Central (1)** – 2003-5th (D2)
- Saint Croix Falls (4)** – 2004-4th (D2), 2005-2nd (D2), 2006-2nd (D2), 2008-5th (D2)
- Shawano (1)** – 1979-8th
- Sheboygan North (5)** – 1975-5th, 1978-5th, 1980-3rd, 1981-2nd, 1990-4th
- Sheboygan North/South (3)** – 2001-10th, 2002-5th, 2008-T9th (D1)
- Sparta (5)** – 1995-8th, 1996-7th, 1997-6th, 1998-7th, 2001-6th
- Sun Prairie (3)** – 1989-9th, 1993-10th, 2007-11th (D1)
- Thomas More (1)** – 2003-3rd (2)
- Two Rivers (1)** – 1984-7th
- Verona Area (1)** – 2004-10th (1)
- Viroqua (4)** – 1974-5th, 1975-7th, 1976-8th, 1982-7th
- Waterford (1)** – 1980-8th
- Watertown (5)** – 1985-5th (tie), 1987-4th, 1995-4th, 1996-3rd, 1997-4th
- Waukesha South (1)** – 1989-5th
- Waukesha South/North/West (4)** – 1995-5th, 2005-3rd (D1), 2006-10th (D1), 2007-7th (D1)
- Waukesha West/North (1)** – 2001-12th
- Waukegan (2)** – 2007-10th (D1), 2008-6th (D1)
- Waupaca (1)** – 1994-10th
- Wausau East (6)** – 1978-6th, 1980-4th, 1982-6th, 1983-6th, 1984-3rd, 1985-5th (tie)
- Wausau East/West (1)** – 1986-2nd
- Wauwatosa East (1)** – 1977-6th
- West Bend East (2)** – 1972-2nd, 1973-4th
- Westosha Central (1)** – 2000-11th, 2002-11th
- Whitefish Bay/Shorewood (1)** – 2007-8th (D1)
- Whitewater (1)** – 1979-7th
- Wisconsin Rapids Lincoln (3)** – 1999-7th, 2000-1st, 2001-5th
- Xavier (4)** – 2004-5th (D2), 2005-5th (D2), 2006-4th (D2), 2008-6th (D2)

Girls Golf Financial Statement

Regional Receipts	
Tickets	\$ 0.00
Total Regional Receipts	\$ 0.00
Regional Expenses	
Host School Allowance	\$ 1,044.00
Managers Fees	720.00
Awards	915.50
Total Regional Expenses	\$ 2,679.50
Sectional Receipts	
Tickets	\$ 0.00
Total Sectional Receipts	\$ 0.00
Sectional Expenses	
Host School Allowance	\$ 522.00
Managers Fees	360.00
Awards	624.59
Total Sectional Expenses	\$ 1,506.59
State Receipts	
Tickets	\$ 0.00
Total State Receipts	\$ 0.00
State Expenses	
Running Meet	\$ 2,838.40
Awards	1,192.67
Participant Travel	11,023.60
Total State Expenses	\$ 15,054.67
GRAND TOTAL RECEIPTS	\$ 0.00
GRAND TOTAL EXPENSES	19,240.76
DIFFERENCE	\$ (19,240.76)