

Gymnastics

The WIAA began sponsoring a tournament in girls gymnastics in 1971. Green Bay Preble won the first championship with Green Bay East finishing runner-up.

Eau Claire Memorial hosted the first two State Meets. The meet moved to Green Bay for one year after which Waukesha South was the site until it was moved to Wisconsin Rapids in 1982.

There was only one class of competition from 1971 to 1977, but the program was divided into A and B divisions in 1978 and remains that way at this time, although classes were renamed divisions effective in 1991.

Waukesha West/North/South has won the most team titles with seven. Brookfield Central, De Pere and Whitefish Bay have won five State championships, but two of Whitefish Bay's titles came with a cooperative team with Shorewood. De Pere's five titles came consecutively (1986-90). Nicolet, Mount Horeb, River Falls and Southwestern/

Cuba City have won four State titles. Besides De Pere, the only teams to win three consecutive championships are Nicolet (1980-82), Waukesha West/North/South (1999-2001 & 2006-08) and River Falls (2002-04).

Individually, Beth Weber of Whitefish Bay/Shorewood has won the most titles with 10, and Gina Piazza of Fall River is next in line with eight. Jenny Donar of Southwestern/Cuba City has won seven titles, and Julie Stefan of Franklin/Muskego/Whitnall, Kelly Dahlstrom of Onalaska, Barb Zakowski of Green Bay Southwest, Gabrielle Mahairas of La Crosse Central and Sami Todd of Gale-Etrick-Tremp/Cochrane-Fo. City/Melrose-Mind. each won six events during their careers.

Donar is the only gymnast to win an event four times, winning the uneven parallel bars crown from 2003-06. Weber, Shanna Popp of Burlington/Badger/Cath. Central/Wilmot and Jessie Laho of Westosha Central won the uneven parallel


bars three times. Weber and Danielle Longway of Onalaska have each won the state vault competition three times during their careers, and Tricia Adkins of Sun Prairie, Amber Rohde of Southwestern/Cuba City, Amanda Kram of Waterford and Piazza are the only four gymnasts that are three-time champions in the floor exercise. No gymnast has won three beam titles.

Weber and Mahairas are the only two gymnasts to win the all-around title three times. Weber recorded her string from 1995-97, and Mahairas won the title from 1985-87.

Boys Gymnastics


The WIAA sponsored boys gymnastics as a tournament sport from 1963 to 1981 when it was dropped because of the low number of participating schools.

Brown Deer won the first championship in 1963, as well as the next three. Green Bay Preble won the most championships, five, with Brown Deer and Homestead winning four each.



**ARROWHEAD – GIRLS GYMNASTICS
CHAMPIONS (DIVISION 1) – 2008-2009**

From left to right, front row, Head Coach Bob Pulkowski, Kelly Mooney, Allison Goeke, Hallee Wakefield, Amanda Shober, Caitlyn Bralick, Assistant Coach Jenna Krause; second row, Kendall Larson, Michelle Woodson, Lindsay Day, Taylor Koerber, Emily Burke, Kate French. Not pictured: Laura Schmid.



**WHITEFISH BAY – GIRLS GYMNASTICS
CHAMPIONS (DIVISION 2) – 2008-2009**

From left to right, front row, Kelly Danek, Tory Patek, Maggie Anderson, Margaret Fitzpatrick; second row, Sarah Courtney, Hannah Wallace, Nova Lu, Anna Syburg; third row, Abby Seibel.

State Championships Wisconsin Rapids Lincoln – March 6-7, 2009

Division 1 Teams

	Balance Beam	Floor Exercise	Vaulting	Uneven Bars	Total
Arrowhead	34.850	36.317	37.000	33.867	142.0333
Franklin/Muskego/Oak Creek/Whitnall	35.717	34.933	36.950	33.800	141.4000
Nicolet	34.467	35.300	35.983	34.567	140.3167
Middleton	34.183	35.717	35.750	34.600	140.2500
Eau Claire Memorial/North	34.433	35.933	35.833	33.067	139.2667
West Bend West	34.383	35.133	35.483	33.717	138.7167
Waterford	33.317	35.533	35.683	33.783	138.3167
Sheboygan South/North	32.950	34.267	34.600	33.150	134.9667
Stevens Point	31.300	33.450	34.717	31.850	131.3167
La Crosse Logan/Central	33.550	32.900	32.267	32.033	130.7500

Division 2 Teams

	Balance Beam	Floor Exercise	Vaulting	Uneven Bars	Total
Whitefish Bay	35.717	35.967	35.833	34.250	141.767
River Falls	33.333	36.483	36.050	35.783	141.6500
Antigo	34.417	35.767	35.800	33.433	139.4167
West Salem/Aquinas	34.383	35.667	35.167	33.467	138.6833
Milton	34.367	33.783	34.800	33.133	136.0833
Ashland	32.400	33.833	34.950	34.150	135.3333
Southwestern/Cuba City	33.950	33.667	33.467	33.783	134.8667
Viroqua/Cashton/De Soto/North Crawford	31.750	33.383	33.800	31.200	130.1333
Port Washington	30.633	31.533	33.217	29.267	124.6500
Gale-Ett.-Tr./Coch-Fo. City/Melr.-Mind.	29.333	30.917	33.883	29.883	124.0167

Division 1 Individual Qualifiers & Results
Balance Beam

- Jessica Geraci, West Allis Hale/Central, 9.467.
- Amanda Herman, Waterford, 9.283.
- Stephanie Kirm, West Bend West, 8.917.
- Katie Kutchin, Middleton, 8.867.
- Claire Flickinger, Middleton, 8.833.
- Nicole Nohelty, Eau Claire Mem./N., 8.767.
- Libby Torresani, Middleton, 8.717.
- Mallory Schmidt, Wauk. W/N./S., 8.700.
- Erin Honerlaw, Franklin/Muskego/Oak Cr./Whitnall, 8.650.
- Hannah Lawrence, West Bend West, 8.583.
- Ellie Maran, Kenosha Tremper/Bradford, 8.550.
- Amber Bartlett, La Cr. Logan/Cen., 8.517.
- Lindsay Calder, Oshkosh West/North, 8.467.
- Lindsey Day, Arrowhead, 8.467.
- Becky Schneider, Janes. Craig, 8.367.
- Olivia Czaikowski, Stevens Point, 8.350.
- Rena Weaver, Grafton/Cedarburg, 8.350.
- Olevia Boykin, Sheb. S./N., 8.300.
- Laura Fahrney, Verona Ar./Mad. Edgewood, 8.233.
- Deanna Beadle, Wis. Rapids Linc., 8.200.
- Dani Waller, Eau Claire Mem./N., 8.133.
- Sam Hastings, Wauk. W/N./S., 8.000.
- Alexis Kniprath, Wis. Rapids Linc., 7.933.
- Erika Whitson, Janes. Parker, 7.900.
- Amanda Shober, Arrowhead, 7.883.
- Sarah Theissen, Hartford Un., 6.583.

Floor Exercise

- Jessica Geraci, West Allis Hale/Central, 9.500.
- Katie Kutchin, Middleton, 9.467.
- Katelyn Malcore, Brookfield East/Central, 9.383.
- Leah Fischer, Nicolet, 9.233.
- Kaitlyn Kram, Waterford, 9.183.
- Lindsey Day, Arrowhead, 9.150.
- Hannah Lawrence, West Bend West, 9.150.
- Katelyn Wright, Homestead, 9.133.
- Stephanie Kirm, West Bend West, 9.083.
- Olevia Boykin, Sheb. S./N., 9.033.
- Maggie Dimpfl, Kaukauna, 8.950.
- Emily Schaefer, Franklin/Muskego/Oak Cr./Whitnall, 8.950.
- Sara Axness, Eau Claire Mem./N., 8.867.
- Amber Bartlett, La Cr. Logan/Cen., 8.867.
- Joelle Rendon, Eau Claire Mem./N., 8.850.
- Krystal Cooke, Burlington/Badger/Cath. Cen./Wilmot Un., 8.833.
- Libby Torresani, Middleton, 8.750.
- Laura Fahrney, Verona Ar./Mad. Edgewood, 8.617.
- Emma Cerwin, Mukwonago/Kettle Moraine, 8.600.
- Jenny Bernstein, Hudson, 8.500.
- Erika Whitson, Janes. Parker, 8.450.
- Alyssa Fromm, Sheb. S./N., 8.333.
- Deanna Beadle, Wis. Rapids Linc., 8.300.
- Lauren Thompson, Madison West, 8.250.
- Hailee Mattmiller, Stevens Point, 8.067.
- Claire Flickinger, Middleton, 0.000.

Vaulting

- Jessica Geraci, West Allis Hale/Central, 9.600.
- Stephanie Kirm, West Bend West, 9.500.
- Katelyn Malcore, Brookfield East/Central, 9.400.
- Krystal Cooke, Burlington/Badger/Cath. Cen./Wilmot Un., 9.400.
- Lindsey Day, Arrowhead, 9.367.
- Olevia Boykin, Sheb. S./N., 9.350.
- Hannah Lawrence, West Bend West, 9.300.
- Emma Cerwin, Mukwonago/Kettle Moraine, 9.300.
- Dani Waller, Eau Claire Mem./N., 9.267.
- Alexis Kniprath, Wis. Rapids Linc., 9.200.
- Becca Leda, Menomonee Falls/Germantown, 9.100.
- Sara Ennoccanti, Janes. Craig, 9.100.
- Amanda Kram, Waterford, 9.067.
- Sara Axness, Eau Claire Mem./N., 9.067.
- Rena Weaver, Grafton/Cedarburg, 9.050.
- Taylor Bucholtz, Brookfield East/Central, 9.033.
- Lindsay Calder, Oshkosh West/North, 9.000.
- Emily Schaefer, Franklin/Muskego/Oak Cr./Whitnall, 9.000.
- Joelle Rendon, Eau Claire Mem./N., 8.933.
- Laura Fahrney, Verona Ar./Mad. Edgewood, 8.833.
- Hailee Mattmiller, Stevens Point, 8.833.
- Megan Courtney, Stevens Point, 8.767.
- Gina Pastori, Wis. Rapids Linc., 8.733.
- Libby Torresani, Middleton, 8.700.
- Katie Kutchin, Middleton, 8.633.
- Grace Brunette, Rice Lake/Cumberland, 8.583.
- Mandy Gehrmann, Waunakee, 8.533.
- Claire Flickinger, Middleton, 8.433.

Uneven Bars

- Olevia Boykin, Sheb. S./N., 9.133.
- Jessica Geraci, West Allis Hale/Central, 9.050.
- Claire Flickinger, Middleton, 9.000.
- Stephanie Kirm, West Bend West, 8.900.
- Beth Huang, Nicolet, 8.867.
- Emily Schaefer, Franklin/Muskego/Oak Cr./Whitnall, 8.800.
- Jenny Bernsteen, Hudson, 8.783.
- Jenna Renner, Franklin/Muskego/Oak Cr./Whitnall, 8.750.
- Allison Kassel, Burlington/Badger/Cath. Cen./Wilmot Un., 8.750.
- Lindsey Day, Arrowhead, 8.717.
- Cori Sanduski, Homestead, 8.650.
- Katie Kutchin, Middleton, 8.600.
- Emily Bauer, Oshkosh West/North, 8.517.
- Maggie Dimpfl, Kaukauna, 8.517.
- Emily Burke, Arrowhead, 8.383.
- Elizabeth Peterson, Eau Claire Mem./N., 8.367.
- Hannah Lawrence, West Bend West, 8.350.
- Nicole Nohelty, Eau Claire Mem./N., 8.333.
- Amanda Kram, Waterford, 8.333.
- Laura Fahrney, Verona Ar./Mad. Edgewood, 8.183.
- Anna Swan, La Cr. Logan/Cen., 8.167.
- Megan Courtney, Stevens Point, 8.150.
- Sara Axness, Eau Claire Mem./N., 8.083.
- Libby Torresani, Middleton, 7.783.
- Erin Beecher, Oshkosh West/North, 7.617.
- Jamie Hilton, Waterford, 7.550.

All-Around

- Jessica Geraci, West Allis Hale/Central, 9.467/9.500/9.600/9.050=37.617
- Stephanie Kirm, West Bend West, 8.917/9.083/9.500/8.900=36.400
- Olevia Boykin, Sheboygan South/North, 8.300/9.033/9.350/9.133=35.817
- Lindsey Day, Arrowhead, 8.467/9.150/9.367/8.717=35.700
- Emily Schaefer, Franklin/Muskego/Oak Cr./Whitnall, 8.883/8.950/9.000/8.800=35.633
- Katie Kutchin, Middleton, 8.867/9.467/8.633/8.600=35.567
- Katelyn Wright, Homestead, 8.967/9.133/8.933/8.467=35.500
- Kaitlyn Kram, Waterford, 8.800/9.183/8.900/8.550=35.433
- Hannah Lawrence, West Bend West, 8.583/9.150/9.300/8.350=35.383
- Leah Fischer, Nicolet, 8.933/9.233/8.633/8.467=35.267
- Maggie Dimpfl, Kaukauna, 8.367/8.950/9.000/8.517=34.833
- Jenny Bernsteen, Hudson, 8.517/8.500/8.683/8.783=34.483

- Emma Cerwin, Mukwonago/Kettle Moraine, 7.800/8.600/9.300/8.583=34.283
- Amanda Shober, Arrowhead, 7.883/9.000/8.967/8.433=34.283
- Allison Kassel, Burlington/Badger/Cath. Cen./Wilmot Un., 8.633/8.217/8.667/8.750=34.267
- Lindsay Calder, Oshkosh West/North, 8.467/8.450/9.000/8.217=34.133
- Libby Torresani, Middleton, 8.717/8.750/8.700/7.783=33.950
- Laura Fahrney, Verona Ar./Mad. Edgewood, 8.233/8.617/8.833/8.183=33.867
- Megan Courtney, Stevens Point, 8.017/8.517/8.767/8.150=33.450
- Amber Bartlett, La Crosse Logan/Central, 8.517/8.867/8.067/7.967=33.417
- Sara Axness, Eau Claire Memorial/North, 7.400/8.867/9.067/8.083=33.417
- Erika Whitson, Janesville Parker, 7.900/8.450/8.333/8.300=32.983
- Hailee Mattmiller, Stevens Point, 7.433/8.067/8.833/7.817=32.150
- Kim Palmer, Marshfield, 6.717/8.367/8.800/8.183=32.067

Division 2 Individual Qualifiers & Results
Balance Beam

- Amanda Guise, River Falls, 9.367.
- Courtney Oldenburg, W. Salem/Aquinas, 9.250.
- Carleigh Felstead, Milton, 9.033.
- Hannah Wallace, Whitefish Bay, 9.017.
- Hayley Schuler, Southwestern/Cuba City, 8.933.
- Erin Jennings, Holmen, 8.900.
- Jenna Kegler, Antigo, 8.733.
- Rachel Paulson, River Falls, 8.683.
- Maggie Anderson, Whitefish Bay, 8.667.
- Nicole Semmerling, Lakeland, 8.633.
- Emily Yachinich, Ashland, 8.567.
- Emmy Johnson, River Falls, 8.400.
- Cassie Cropp, Milton, 8.350.
- Margaret Fitzpatrick, Whitefish Bay, 8.333.
- Karla Hagen, Viroqua/Cashton/De Soto/N. Crawford, 8.333.
- Morgan Schuler, Southwestern/Cuba City, 8.150.
- Allison Kollauf, Ashland, 8.133.
- Tory Patek, Whitefish Bay, 8.000.
- Brittany Sheckler, Prairie du Chien, 7.967.
- Sammy Stimac, Antigo, 7.917.
- Kelly Schams, W. Salem/Aquinas, 7.917.
- Kirsten Voss, River Valley, 7.867.
- Cassidy McAllen, Gale-Ett.-Tr./Coch-Fo. City/Melr.-Mind., 7.383.
- Maddy Hauptert, W. Salem/Aquinas, 7.350.
- Bekah LeMahieu, Port Wash., 6.983.

Floor Exercise

- Miranda Ojala, Antigo, 9.517.
- Hannah Wallace, Whitefish Bay, 9.467.
- Rachel Paulson, River Falls, 9.400.
- Emmy Johnson, River Falls, 9.200.
- Carly Jerry, River Falls, 9.183.
- Karla Hagen, Viroqua/Cashton/De Soto/N. Crawford, 9.183.
- Maggie Anderson, Whitefish Bay, 9.167.
- Maddy Hauptert, W. Salem/Aquinas, 9.133.
- Hayley Schuler, Southwestern/Cuba City, 9.000.
- Courtney Oldenburg, W. Salem/Aquinas, 8.933.
- Andrea Fischer, Ashland, 8.767.
- Nova Lu, Whitefish Bay, 8.750.
- Jamie Ekenberg, Mount Horeb, 8.650.
- Danyel Lomas, Viroqua/Cashton/De Soto/N. Crawford, 8.650.
- Kim Stonewerth, Whitewater, 8.633.
- Nicole Semmerling, Lakeland, 8.617.
- Kali Kramolis, River Falls, 8.617.
- Karen Burrows, Southwestern/Cuba City, 8.600.
- Brei Schneider, Antigo, 8.483.
- Jenna Kegler, Antigo, 8.417.
- Maura Lee, Gale-Ett.-Tr./Coch-Fo. City/Melr.-Mind., 8.367.
- Kelly Danek, Whitefish Bay, 8.333.
- Molly Spitzer, Jefferson, 8.333.
- Jess Maier, DeForest, 8.250.
- Kimber Heimsoth, Dodgeville/Min. Po., 7.867.

Vaulting

- Emily Yachinich, Ashland, 9.400.
- Rachel Paulson, River Falls, 9.333.
- Kali Kramolis, River Falls, 9.233.
- Kim Stonewerth, Whitewater, 9.217.
- Karla Hagen, Viroqua/Cashton/De Soto/N. Crawford, 9.217.
- Hannah Wallace, Whitefish Bay, 9.133.
- Miranda Ojala, Antigo, 9.083.
- Maddy Hauptert, W. Salem/Aquinas, 9.017.
- Carly Jerry, River Falls, 8.983.
- Jenna Kegler, Antigo, 8.950.
- Cheyenne Reglin, Arcadia, 8.933.
- Maggie Anderson, Whitefish Bay, 8.917.
- Kelly Schams, W. Salem/Aquinas, 8.883.
- Sammy Stimac, Antigo, 8.867.
- Nova Lu, Whitefish Bay, 8.800.
- Emmy Johnson, River Falls, 8.767.
- Tiffany Hahn, Reedsburg Area, 8.750.
- Morgan Schuler, Southwestern/Cuba City, 8.750.
- Carleigh Felstead, Milton, 8.717.
- Hayley Schuler, Southwestern/Cuba City, 8.717.
- Raquel Rust, Ashland, 8.667.
- Kimber Heimsoth, Dodgeville/Min. Po., 8.617.
- Anna Syburg, Whitefish Bay, 8.600.
- Kelly Danek, Whitefish Bay, 8.533.
- Jess Maier, DeForest, 8.433.

Uneven Bars

- Carleigh Felstead, Milton, 9.400.
- Karla Hagen, Viroqua/Cashton/De Soto/N. Crawford, 9.333.
- Rachel Paulson, River Falls, 9.283.
- Maggie Anderson, Whitefish Bay, 8.967.
- Hayley Schuler, Southwestern/Cuba City, 8.950.
- Carly Jerry, River Falls, 8.783.
- Hannah Wallace, Whitefish Bay, 8.750.
- Ruth Anderson-Benge, River Falls, 8.583.
- Kali Kramolis, River Falls, 8.550.
- Jenna Kegler, Antigo, 8.533.
- Karen Burrows, Southwestern/Cuba City, 8.500.
- Andrea Fischer, Ashland, 8.483.
- Tory Patek, Whitefish Bay, 8.450.
- Maddy Hauptert, W. Salem/Aquinas, 8.400.
- Kelly Danek, Whitefish Bay, 8.350.
- Nicole Semmerling, Lakeland, 8.283.
- Kim Stonewerth, Whitewater, 8.267.
- Erin Jennings, Holmen, 8.267.
- Kelly Schams, W. Salem/Aquinas, 8.250.
- Kassie Weber, Ashland, 8.183.
- Raquel Rust, Ashland, 8.183.
- Jess Maier, DeForest, 8.167.
- Nova Lu, Whitefish Bay, 8.017.
- Brittany Sheckler, Prairie du Chien, 8.000.
- Tiffany Hahn, Reedsburg Area, 7.117.

All-Around

- Rachel Paulson, River Falls, 8.683/9.400/9.333/9.283=36.700
- Hannah Wallace, Whitefish Bay, 9.017/9.467/9.133/8.750=36.367
- Karla Hagen, Viroqua/Cashton/De Soto/N. Crawford, 8.333/9.183/9.217/9.333=36.067

4. Carleigh Felstead, Milton, 9.033/8.867/8.717/9.400=36.017
5. Maggie Anderson, Whitefish Bay, 8.667/9.167/8.917/8.967=35.717
6. Hayley Schuler, Southwestern/Cuba City, 8.933/9.000/8.717/8.950=35.600
7. Courtney Oldenburg, West Salem/Aquinas, 9.250/8.950/8.517/8.600=35.317
8. Miranda Ojala, Antigo, 8.367/9.517/9.083/8.300=35.267
9. Kali Kramolis, River Falls, 8.417/8.617/9.233/8.550=34.817
10. Kim Stonewerth, Whitewater, 8.583/8.633/9.217/8.267=34.700
11. Jenna Kegler, Antigo, 8.733/8.417/8.950/8.533=34.633
12. Cassie Noel, Holmen, 8.867/8.950/8.200/8.483=34.500
13. Emily Yachinich, Ashland, 8.567/8.267/9.400/8.217=34.450
14. Kelly Schams, West Salem/Aquinas, 7.917/9.000/8.883/8.250=34.050

15. Nicole Semmerling, Lakeland, 8.633/8.617/8.483/8.283=34.017
15. Kelly Danek, Whitefish Bay, 8.800/8.333/8.533/8.350=34.017
17. Maddy Hauptert, West Salem/Aquinas, 7.350/9.133/9.017/8.400=33.900
18. Maura Lee, Gale-Ett.-Tr./Coch-Fo. City/Melr.-Mind., 8.150/8.367/8.767/8.367=33.650
19. Tatiana Rice, Gale-Ett.-Tr./Coch-Fo. City/Melr.-Mind., 7.633/8.883/8.733/8.367=33.567
20. Sammy Stimac, Antigo, 7.917/8.550/8.867/8.117=33.450
21. Kirsten Voss, River Valley, 7.867/8.467/8.517/8.300=33.150
22. Morgan Schuler, Southwestern/Cuba City, 8.150/8.167/8.750/8.050=33.117
23. Brittany Sheekler, Prairie du Chien, 7.967/8.100/8.400/8.000=32.467
24. Molly Spitzer, Jefferson, 7.700/8.333/8.500/7.317=31.850
25. Laura Vande Boom, Port Wash., 7.367/7.883/8.583/7.583=31.417

Sectional Team Results

Division 1

Arrowhead

Arrowhead 143.98, Nicolet 141.78, Brookfield E./Cen. 139.95, Homestead 137.25, Wauk. West/N./S. 135.2, Meno. Falls/Germantown 135, West Allis Hale/Central 130.28, Oconomowoc 121.03 and Watertown 118.35.

D.C. Everest

Eau Claire Mem./N. 136.725, Stevens Point 135.225, Hudson 130.225, Wis. Rapids Linc. 130.025, Marshfield 124.2, Chippewa Falls 122.125, D.C. Everest 121.75, Rice Lake/Cumberland 114.725 and Superior 114.425.

Sheboygan South

West Bend West 137.900, Sheb. S./N. 134.425, Osh. W./N. 133.250, Manitowoc Linc. 128.225, West Bend East 126.125, Kaukauna 125.500, Hartford Un. 123.500 and Grafton/Cedarburg 112.150.

Waterford

Franklin/Muskego/Oak Cr./Whitnall 142.200, Water-

ford 142.075, Burlington/Badger/Cath. Cen./Wilmot Un. 140.675, Ken. Tr./Brad. 137.450, Mukwonago/Kettle Mor. 133.275, Janes. Craig 132.925, Janes. Parker 131.275 and Westosha Cen. 130.150.

Waunakee

Middleton 139.1250, La Cr. Logan/Cen. 131.5000, Verona Area/Mad. Edgewood 128.6250, Madison West 127.0500, Waunakee 124.6250, Tomah 119.5250, Sun Prairie 112.2000, Madison East/La Follette 105.0750 and Madison Memorial 89.2250.

Division 2

Lakeland

Antigo 135.8, Ashland 133.83, Lakeland 127.38, Rhinelander 118.88, Medford Area 116.53, Clintonville 103.3, Park Falls 98.4 and Mosinee 97.7.

Platteville

Southwestern/Cuba City 137.025, Milton 133.725,

Platteville/Belmont/Lancaster 132.150, Mount Horeb 128.725, Elkhorn Area 124.400, Whitewater 122.200, Prairie du Chien 112.225 and Dodgeville/Min. Point 85.325.

Reedsburg Area

W. Salem/Aquinas 139.9, Viroqua/Cashton/De Soto/N. Crawford 131.7, Reedsburg Area 131.38, River Valley 120.18, Sauk Prairie 115.5, Baraboo 108.98, Westby 107.23 and DeForest 34.575.

River Falls

River Falls 146.45, Gale-Ettrick-Tremp./Coch.-Fount. City/Melr.-Mind. 134.95, Onalaska 133.95, Holmen 130.68, Menomonie 119.08, Grantsburg 116.05, Saint Croix Falls/Unity 111.28 and Arcadia 107.38.

Whitefish Bay

Whitefish Bay 143.55, Port Wash. 122.93, Valders 114.6, Waupun 114.55, Shorewood 103.2, Markesan 98.925 and Jefferson 98.4.

State Girls Gymnastics Champions

Year	Schools	Champion (Coach)	Runner-up (Coach)	State Site	Attendance
1971	73	Green Bay Preble 27.0 (Kay Wolkowski)	Green Bay East 19.0 (James Lang)	Eau Claire	300
1972	86	Milwaukee Custer 55.0 (Donald Jorgensen)	Homestead 49.5 (Ralph Druেকে)	Eau Claire	397
1973	118	Marshall 39.0 (Michel Loomis)	Milwaukee Custer 32.0 (Renee Aronin)	Green Bay	1,007
1974	104	Milwaukee Bay View 42.5 (Lucas)	Neenah 28.0 (Diane Corrigan)	Waukesha	3,189 *
1975#	144	Homestead 92.98 (Vickie Hable)	Brookfield East 88.64 (Barbara Block)	Waukesha	3,905 *
1976	165	Brookfield Central 101.63 (Jim Melcarek)	Brookfield East 100.61 (Barbara Block)	Waukesha	3,762 *
1977	168	Brookfield Central 109.69 (Jim Melcarek)	Racine Horlick 105.30 (Bob Auer)	Waukesha	4,369 *
1978	166	A - Brookfield East 106.56 (Bill Drogemuller) B - Mount Horeb 88.88 (Susan Koller)	Milwaukee Bay View 102.25 (Elena Caimacan) St. Croix Falls 86.90 (Peggy Green)	Waukesha	4,638 *
1979	165	A - Brookfield East 106.14 (Bill Drogemuller) B - Lake Mills 91.38 (Linda Kalscheur)	Brookfield Central 101.83 (Jim Melcarek) Viroqua 89.73 (David Coutley)	Waukesha	4,830 *
1980	162	A - Nicolet 101.19 (Judy Jensen) B - Lake Mills 94.41 (Linda Kalscheur)	Brookfield Central 98.96 (Dan Woodkey) Mosinee 94.26 (Ruth Arnold)	Waukesha	4,387 *
1981	155	A - Nicolet 104.69 (Judy Jensen) B - Fall River 96.75 (Mary Roth)	Brookfield Central 104.25 West Salem 96.55 (Jackie Ostrem)	Waukesha	3,959 *
1982	148	A - Nicolet 110.25 (Judy Jensen) B - Fall River 106.89 (Denise Standke)	La Crosse Central 106.71 Mount Horeb 106.11 (Susan Koller)	Wisconsin Rapids	3,059
1983	141	A - Mad. La Follette 108.10 (David Gerry) B - Mount Horeb 106.96 (Susan Koller)	Brookfield East 107.68 River Falls 102.40 (Shelly Kahut)	Wisconsin Rapids	2,912
1984	140	A - La Crosse Central 112.63 (Cindy Bouchet) B - Mount Horeb 104.41 (Susan Koller)	Madison La Follette 112.43 (David Gerry) River Falls 99.09 (Shelly Kahut)	Wisconsin Rapids	3,041
1985	144	A - Greendale 112.82 (James Huber) B - Onalaska 108.24 (John Back)	Nicolet 112.5825 (Vicki Mickschl) River Falls 108.04 (Ann Hughes-Renn)	Wisconsin Rapids	3,616
1986	138	A - Nicolet 113.46 (Vicki Mickschl) B - De Pere 106.85 (Nicki Herwald)	Madison Memorial 112.00 (Libby Wagenman) Frederic 104.30 (Jane Wisse)	Wisconsin Rapids	3,105
1987	131	A - Madison West 113.4667 (Joan Spiel) B - De Pere 103.7417 (Nicki Herwald)	Brookfield Central 112.5333 (Sue Peterson) Mount Horeb 102.7000 (Susan Koller)	Wisconsin Rapids	3,259
1988	126	A - Brookfield Central 117.4417 (Sue Peterson) B - De Pere 107.3583 (Nicki Herwald)	Whitefish Bay 116.2333 (Robert Bradley) Mount Horeb 104.2333 (Susan Koller)	Wisconsin Rapids	3,161
1989	118	A - Whitefish Bay 115.7917 (Robert Bradley) B - De Pere 109.5750 (Nicki Herwald)	Brookfield East 109.5917 (Peggy Mackesey) Holmen 107.2250 (Karen Kuhlmann)	Wisconsin Rapids	3,030
1990	118	A - Brookfield Central 115.6333 (Sue Peterson) B - De Pere 107.1833 (Nicki Herwald)	Sun Prairie 113.8500 (Claudia Yeazel) Frederic 105.6167 (Jane Wisse)	Wisconsin Rapids	3,503
1991	111	1 - Brookfield Central 113.1167 (Sue Peterson) 2 - Waterford 101.5250 (Pam Beck)	Kenosha Bradford 111.6083 (Tracy Bollendorf) Frederic 100.3667 (Jane Wisse)	Wisconsin Rapids	3,003
1992	106	1 - Mukwonago/Kettle Moraine 140.3000 (Harry Nordentoft) 2 - Frederic 128.1333 (Jane Wisse)	Racine 138.9000 (Jeff Slater) Mount Horeb 122.8000 (Susan Koller)	Wisconsin Rapids	3,223
1993	103	1 - Homestead 138.4333 (Gale Sigler) 2 - Mount Horeb 125.9667 (Susan Koller)	Mukwonago/Kettle Moraine 137.4333 (Harry Nordentoft) Frederic 123.4000 (Jane Wisse)	Wisconsin Rapids	2,785
1994	102	1 - Mukwonago/Kettle Moraine 139.6000 (Harry Nordentoft) 2 - Platteville/Belmont 127.2333 (Lisa Steger)	Homestead 137.6667 (Gale Sigler) Holmen 122.8333 (Karen Kuhlmann)	Wisconsin Rapids	2,490
1995	99	1 - Whitefish Bay/Shorewood 143.2333 (Robert Bradley) 2 - Southwestern/Cuba City 129.1333 (Karen Wiederholt & Sherie Van Natta)	Racine Case/Horlick/Park 139.4000 (Jeff Slater) Mount Horeb 127.4667 (Susan Koller)	Wisconsin Rapids	2,897
1996	98	1 - Whitefish Bay/Shorewood 140.7667 (Robert Bradley) 2 - Southwestern/Cuba City 130.0667 (Karen Wiederholt)	Westosha Central/Wilmot 139.7333 (Bill Price) Onalaska 129.1000 (Kristin Tschumper)	Wisconsin Rapids	2,920
1997	97	1 - Racine Case/Horlick/Park 142.3000 (Tom Auer) 2 - Onalaska 138.4000 (Kristin Tschumper)	Whitefish Bay/Shorewood 140.4833 (Robert Bradley) Southwestern/Cuba City 137.5167 (Karen Wiederholt)	Wisconsin Rapids	2,412

EXHIBIT G

(WIAA 86th Annual Yearbook (2008-2009) –
Included as Part of Stipulation of Background
Facts on January 21, 2010, Document #26.
Part 4 of 7, p. 150-p. 199)

Gymnastics

Year	Schools	Champion (Coach)	Runner-up (Coach)	State Site	Attendance
1998	97	1 - Racine Case/Horlick/Park 143.4833 (Tom Auer) 2 - Onalaska 137.2667 (Kimmi Muellenberg)	Waukesha West/North/South 141.5500 (Kim Anderson) Mount Horeb 133.2667 (Martha Koller Faust)	Wisconsin Rapids	2,629
1999	94	1 - Waukesha West/No./So. 140.5833 (Kim Anderson & Lisa Foat) 2 - Southwestern/Cuba City 138.4667 (Karen Wiederholt & Sherie VanNatta)	Rac. Case/Horl./Park 138.3667 (Tom Auer & Elaine Yankunas) Mount Horeb 136.1667 (Martha Koller Faust)	Wisconsin Rapids	2,500
2000	93	1 - Waukesha West/North/South 143.2333 (Kim Anderson) 2 - Southwestern/Cuba City 136.4500 (Karen Wiederholt)	Middleton 141.7333 (Cyndie Zocher) Onalaska 136.2500 (Kimmi Muellenberg, Kelly Colby & Peter Woerpel)	Wisconsin Rapids	2,623
2001	93	1 - Wauk. West/So./No. 144.6833 (Kim Chynoweth & Kim Belger) 2 - Whitefish Bay 135.1000 (Mary Liniewski & Terri Stevens)	Middleton 144.2167 (Cyndie Zocher & Kara Thomas) Elkhorn Area 134.3000 (Sheryl Michaelson & Stephanie Scheele)	Wisconsin Rapids	2,525
2002	91	1 - Homestead 145.0667 (Tamara Odenthal)	Waukesha West/North/South 144.3667 (Kim Chynoweth, Kim Belger & Brian Lesniewski)	Wisconsin Rapids	2,473
2003	93	2 - River Falls 141.0667 (Shelly Kahut-Loomis) 1 - Waukesha West/North/South 144.7333 (Kim Chynoweth) 2 - River Falls 141.4167 (Shelly Kahut-Loomis)	Whitefish Bay 140.8500 (Mary Liniewski & Terri Stevens) Middleton 142.9000 (Kara Thomas & Chris Thomas) Whitefish Bay 141.3500 (Mary Liniewski & Terri Stevens)	Wisconsin Rapids	2,516
2004	90	1 - Racine Case/Horl./Park 148.8333 (Tom Auer & Sarah Kleba) 2 - River Falls 143.4833 (Shelly Kahut-Loomis)	Middleton 143.5000 (Kara Thomas & Chris Thomas) Gale-Ettrick-Trempealeau 141.5833 (Lee Ann & Brian Bohn)	Wisconsin Rapids	2,474
2005	86	1 - Kenosha Tremper/Brad. 145.1500 (Trish Weyker & Dave Schani) 2 - Holmen 141.7167 (Karen Kuhlmann)	Racine Case/Hor./Park 143.2833 (Tom Auer & Sarah Kleba) Gale-Ett.-Tr./Coch.-Fo. City/Melr.-Mind. 140.2167 (Lee Ann & Brian Bohn) Whitefish Bay 140.2167 (Mary Liniewski & Terri Stevens)	Wisconsin Rapids	2,359
2006	85	1 - Waukesha West/North/South 143.60 (Marisa Puente) 2 - Holmen 140.3167 (Karen Kuhlmann)	Kenosha Trem./Brad. 141.3833 (Trish Weyker & Dave Schani) Southwestern/Cuba City 139.70 (Karen Wiederholt)	Wisconsin Rapids	2,449
2007	83	1 - Waukesha West/North/South 145.40 (Marisa Puente) 2 - River Falls 144.4833 (Shelly Kahut-Loomis)	Burlington/Badger/Cath. Cen./Wilmot U. 144.417 (Lindsay Grant) Waterford 144.0333 (Pam Beck)	Wisconsin Rapids	2,078
2008	83	1 - Waukesha West/North/South 147.3333 (Marisa White) 2 - Antigo 141.60 (Christina Berens/Mary Beth Zalewski/Brianna DeBroux)	Arrowhead 145.7167 (Beth Osowski) Ashland 136.55 (Linda Simanovsky)	Wisconsin Rapids	2,490
2009	82	1 - Arrowhead 142.0333 (Bob Pulkowski) 2 - Whitefish Bay 141.7667 (Mary Liniewski)	Franklin/Muskego/Oak Creek/Whitnall 141.4000 (Katie Moore) River Falls 141.6500 (Shelly Kahut-Loomis)	Wisconsin Rapids	2,650

*State Meet for girls and boys conducted simultaneously
#Team competition replaced individual competition

State Girls Gymnastics Individual Champions

All-Around

Year	Name (School)	Score
1971	Sarah Brown (Green Bay Preble)	26.20
1972	Laura Dallapiazza (Milwaukee Custer)	26.60
1973	Laura Dallapiazza (Milwaukee Custer)	29.13
	Becky Kick (Marshall)*	22.40
1974	Connie Nowak (Milwaukee Bay View)	26.75
1975	Sue Van Ert (Brookfield East)	28.75
1976	Cary Larson (Madison West)	33.35
1977	Nancy Waalkes (Brookfield Central)	8.787
1978	A - Sue Van Ert (Brookfield East)	8.713
	B - Jayne Krause (De Soto)	7.225
1979	A - Nancy Rhinesmith (Brookfield East)	8.688
	B - Angie Althoff (West Salem)	7.438
1980	A - Carilu Buchal (Waterford)	8.750
	B - Nanci Flandrick (Somerset)	7.750
1981	A - A.J. Greene (Nicolet)	8.390
	B - Ellie Odegaard (Lake Mills)	8.263
1982	A - Renee Mura (Kenosha Bradford)	8.863
	B - Gina Piazza (Fall River)	8.588
1983	A - Renee Mura (Kenosha Bradford)	8.775
	B - Gina Piazza (Fall River)	8.560
1984	A - Laura Suhm (Mukwonago)	9.280
	B - Karen Kringel (Shorewood)	8.540
1985	A - Gabrielle Mahairas (La Crosse Central)	8.908
	B - Kristi Lewis (Elkhorn)	8.860
1986	A - Gabrielle Mahairas (La Crosse Central)	9.020
	B - Kathy Daanen (De Pere)	8.550
	B - Jill Gabrielson (New Richmond)	8.550
1987	A - Gabrielle Mahairas (La Crosse Central)	9.050
	B - Kristi Lewis (Elkhorn)	8.733
1988	A - Tricia Adkins (Sun Prairie)	9.183
	B - Julie Rupkey (Big Foot)	8.883
1989	A - Kim Churchill (Whitefish Bay)	9.092
	B - Lisa Jones (De Pere)	8.675
1990	A - Michelle Gilpin (Brookfield Central)	9.033
	B - Shanda Tschumperlin (Frederic)	8.450
1991	1 - Kari Livingston (Sun Prairie)	8.900
	2 - Brenda Ard (Waterford)	8.092
1992	1 - Heidi Kirt (Racine)	9.233
	2 - Katie Grindell (Frederic)	8.533
1993	1 - Tristan Kopelke (Westosha/Wilmot)	9.008
	2 - Ann Powers (Columbus)	8.225
1994	1 - Tristan Kopelke (Westosha/Wilmot)	9.192
	2 - Denise Jonuska (Delavan-Darien)	8.842
1995	1 - Beth Weber (Whitefish Bay/Shorewood)	9.280
	2 - Shannon Stromberg (Waterford)	8.290
1996	1 - Beth Weber (Whitefish Bay/Shorewood)	36.90
	2 - Kelly Dahlstrom (Onalaska)	35.40
1997	1 - Beth Weber (Whitefish Bay/Shorewood)	36.80
	2 - Kelly Dahlstrom (Onalaska)	36.00

1998	1 - Julie Stefan (Franklin/Muskego/Whitnall)	36.45
	2 - Danielle Longway (Onalaska)	35.23
1999	1 - Julie Stefan (Franklin/Muskego/Whitnall)	37.13
	2 - Gina Hinderman (Southwestern/Cuba City)	35.22
2000	1 - Micaela Statz (Middleton)	35.92
	2 - Jill Larson (Waterford)	36.18
2001	1 - Brooke Freischmidt (Verona Area)	36.50
	2 - Courtney Leece (Elkhorn Area)	35.10
2002	1 - Melissa Marsack (Homestead)	36.83
	2 - Gina Hinderman (Southwestern/Cuba City)	36.63
2003	1 - Amanda Infield (Germantown)	37.45
	2 - Jenny Donar (Southwestern/Cuba City)	35.75
2004	1 - Brooke Freischmidt (Verona Area/Madison Edgewood)	37.12
	2 - Sami Todd (Gale-Ettrick-Tremp./Coch.-Fount. City/Mel.-Mind.)	36.98
2005	1 - Jessie Laho (Westosha Central)	37.17
	2 - Sami Todd (Gale-Ettrick-Tremp./Coch.-Fount. City/Mel.-Mind.)	37.20
2006	1 - Theresa Hummer (Mukwonago/Kettle Moraine)	37.10
	2 - Molly Vaughan (Shorewood)	36.77
2007	1 - Rachel Biblo (Homestead)	38.20
	2 - Amanda Kram (Waterford)	37.52
2008	1 - Melissa Miller (Racine Horlick/Case/Park)	38.23
	2 - Allie Phillips (Elkhorn Area)	37.05
2009	1 - Jessica Geraci (West Allis Hale/Central)	37.62
	2 - Rachel Paulson (River Falls)	36.70

Vaulting

Year	Name (School)	Score
1971	Sue Drake (West Allis Hale)	7.55
1972	Laura Dallapiazza (Milwaukee Custer)	7.85
1973	Laura Dallapiazza (Milwaukee Custer)	7.80
	Jody Mikloszewicz (Milwaukee Bay View)*	6.87
1974	Mary Markert (Milwaukee Bay View)	7.15
1975	Mary Markert (Milwaukee Bay View)	8.20
1976	Chris Campbell (Brown Deer)	9.00
1977	Barb Zakowski (Green Bay Southwest)	9.20
1978	A - Gail Hemb (Milwaukee Bay View)	8.60
	B - Ronaele Bloyer (Grantsburg)	7.90
1979	A - Barb Zakowski (Green Bay Southwest)	9.10
	B - Monica Best (Lake Mills)	8.60
1980	A - Carilu Buchal (Waterford)	8.90
	B - Monica Best (Lake Mills)	8.40
1981	A - A.J. Greene (Nicolet)	8.95
	B - Ellie Odegaard (Lake Mills)	8.60
1982	A - A.J. Greene (Nicolet)	9.00
	B - Maura Godsted (Reedsburg)	9.15
1983	A - Jenny Hladilek (West Allis Central)	9.10
	B - Gail Brunner (Mount Horeb)	8.65
1984	A - Laura Suhm (Mukwonago)	9.50
	B - Kristi Lewis (Elkhorn)	8.93
1985	A - Haley Harbor (Neenah)	9.10
	B - Kristi Lewis (Elkhorn)	9.30
1986	A - Gabrielle Mahairas (La Crosse Central)	9.07
	B - Jill Gabrielson (New Richmond)	9.10

1987	A – Lyndi Hahn (Brookfield Central)	9.33
	B – Jill Gabrielson (New Richmond)	9.30
1988	A – Amy Webb (Port Washington)	9.33
	B – Kim Boyce (De Pere)	8.57
1989	A – Amy Webb (Port Washington)	9.33
	B – Shari Pulvermacher (River Valley)	9.03
1990	A – Kari Gillespie (Brookfield Central)	8.90
	B – Shanda Tschumperlin (Frederic)	8.97
1991	1 – Kari Livingston (Sun Prairie)	9.40
	2 – Brenda Ard (Waterford)	8.27
1992	1 – Beth Salzman (Janesville Craig)	9.40
	2 – Jessica Sale (Mount Horeb)	8.70
1993	1 – Danielle Tingwald (Racine)	9.00
	2 – Katie Grindell (Frederic)	8.30
1994	1 – Katie Ulrich (Neeah/Menasha)	9.33
	2 – Denise Jouska (Delavan-Darien)	9.07
1995	1 – Beth Weber (Whitefish Bay/Shorewood)	9.37
	2 – Jessica White (River Valley)	8.40
1996	1 – Beth Weber (Whitefish Bay/Shorewood)	9.43
	2 – Kelly Dahlstrom (Onalaska)	8.67
1997	1 – Beth Weber (Whitefish Bay/Shorewood)	9.42
	2 – Danielle Longway (Onalaska)	9.03
1998	1 – Christine Baudry (Madison Memorial)	9.27
	2 – Danielle Longway (Onalaska)	8.77
1999	1 – Julie Stefan (Franklin/Muskego/Whitnall)	9.47
	2 – Danielle Longway (Onalaska)	8.97
2000	1 – Darci Robinson (Westosha Central)	9.40
	2 – Jill Larsen (Waterford)	8.63
2001	1 – Shanna Popp (Burlington/Badger/Wilmot)	9.41
	2 – Erin Hmielewski (Ashland)	9.00
2002	1 – Chelsea Romportl (Rice Lake/Cumberland)	9.38
	2 – Courtney Leece (Elkhorn Area)	9.33
2003	1 – Rachel Sommer (Racine Case/Horlick/Park)	9.47
	2 – Allison Scharbillig (River Falls)	9.20
2004	1 – Rachel Sommer (Racine Case/Horlick/Park)	9.62
	2 – Sami Todd (Gale-Ettrick-Tremp/Coch. Fount. City/Mel.-Mind.)	9.32
2005	1 – Alexandra Nugent (Sheboygan South/North)	9.37
	2 – Sami Todd (Gale-Ettrick-Tremp/Coch.-Fount. City/Mel.-Mind.)	9.22
2006	1 – Amanda Johnson (Waukesha West/North/South)	9.35
	Sarah Hulbert (Waukesha West/North/South)	9.35
	2 – Jenny Donar (Southwestern/Cuba City)	9.32
2007	1 – Rachel Biblo (Homestead)	9.53
	2 – Amanda Kram (Waterford)	9.57
2008	1 – Amanda Kram (Waterford)	9.67
	2 – Erin Jennings (Holmen)	9.40
2009	1 – Jessica Geraci (West Allis Hale/Central)	9.60
	2 – Emily Yachinich (Ashland)	9.40

Uneven Parallel Bars

Year	Name (School)	Score
1971	Sarah Brown (Green Bay Preble)	7.85
1972	Lori Knopf (Homestead)	6.80
1973	Sarah Brown (Green Bay Preble)	7.73
	Judy Fuerstenberg (Cashton)*	7.10
1974	Connie Nowak (Milwaukee Bay View)	7.20
1975	Connie Nowak (Milwaukee Bay View)	7.95
1976	Nancy Kelbe (Hamilton {Sussex})	9.15
1977	Karine Gaghinjian (Racine Horlick)	8.80
1978	A – Sue Van Ert (Brookfield East)	9.05
	B – Karen Olston (Saint Croix Falls)	7.90
1979	A – Nancy Rhinesmith (Brookfield East)	8.90
	B – Lori Connors (Mount Horeb)	7.75
1980	A – Barb Zakowski (Green Bay Southwest)	9.25
	B – Laurie Wollin (Lake Mills)	8.05
1981	A – Linda Skarie (Brookfield Central)	8.60
	B – Ellie Odegaard (Lake Mills)	8.25
1982	A – Angie Guentner (La Crosse Central)	9.20
	B – Gina Piazza (Fall River)	8.90
1983	A – Rhonda Olson (Madison La Follette)	9.15
	B – Gina Piazza (Fall River)	8.85
1984	A – Laura Suhm (Mukwonago)	9.13
	B – Lisa Connors (Mount Horeb)	8.53
1985	A – Angel Bolwerk (Kimberly)	9.23
	B – Kim Tiller (Richland Center)	8.93
1986	A – Gabrielle Mahairas (La Crosse Central)	9.37
	B – Beth Amborn (Waterford)	8.80
1987	A – Gabrielle Mahairas (La Crosse Central)	9.20
	B – Jill Gabrielson (New Richmond)	8.87
1988	A – Lyndi Hahn (Brookfield Central)	9.30
	B – Shari Pulvermacher (River Valley)	8.70
1989	A – Dawn Donovan (Madison East)	9.27
	B – Shari Pulvermacher (River Valley)	8.83
1990	A – Michelle Gilpin (Brookfield Central)	9.43
	B – Kim Boyce (De Pere)	8.73
1991	1 – Meghan Keavny (Whitefish Bay)	9.17
	2 – Sally Griffith (Whitewater)	8.53
1992	1 – Tracy Kelsey (Racine)	9.27
	2 – Tanya Tschumperlin (Frederic)	8.83

1993	1 – Susie Weber (Whitefish Bay)	9.33
	2 – Tanya Tschumperlin (Frederic)	9.13
1994	1 – Stacy Dow (Mukwonago/Kettle Moraine)	9.20
	2 – Cori Carp (Fennimore/Boscobel)	8.60
1995	1 – Beth Weber (Whitefish Bay/Shorewood)	9.37
	2 – Amanda Kurth (Mount Horeb)	8.53
1996	1 – Beth Weber (Whitefish Bay/Shorewood)	9.47
	2 – Kelly Dahlstrom (Onalaska)	9.00
1997	1 – Beth Weber (Whitefish Bay/Shorewood)	9.47
	2 – Danielle Longway (Onalaska)	9.27
1998	1 – Julie Stefan (Franklin/Muskego/Whitnall)	9.20
	2 – Danielle Longway (Onalaska)	9.03
1999	1 – Julie Stefan (Franklin/Muskego/Whitnall)	9.27
	2 – Stephanie Barnes (Sauk Prairie)	9.20
2000	1 – Shanna Popp (Burlington/Badger/Wilmot)	9.30
	2 – Jill Larsen (Waterford)	9.28
2001	1 – Heather Breyman (Waukesha West/North/South)	9.18
	2 – Gina Hinderman (Southwestern/Cuba City)	9.15
2002	1 – Shanna Popp (Burlington/Badger/Wilmot Union)	9.57
	2 – Allie Flanscha (River Falls)	9.22
2003	1 – Shanna Popp (Burlington/Badger/Catholic Central/Wilmot Union)	9.55
	2 – Jenny Donar (Southwestern/Cuba City)	9.20
2004	1 – Jessie Laho (Westosha Central)	9.45
	2 – Jenny Donar (Southwestern/Cuba City)	9.45
2005	1 – Jessie Laho (Westosha Central)	9.45
	2 – Jenny Donar (Southwestern/Cuba City)	9.52
2006	1 – Jessie Laho (Westosha Central)	9.48
	2 – Jenny Donar (Southwestern/Cuba City)	9.28
2007	1 – Rachel Biblo (Homestead)	9.65
	2 – Rachel Paulson (River Falls)	9.17
2008	1 – Melissa Miller (Racine Horlick/Case/Park)	9.73
	2 – Allie Phillips (Elkhorn Area)	9.17
2009	1 – Olevia Boykin (Sheboygan South/North)	9.13
	2 – Carleigh Felstead (Milton)	9.40

Balance Beam

Year	Name (School)	Score
1971	Barbara Ledwith (Green Bay East)	6.80
1972	Jean Anderson (Milwaukee Custer)	6.45
1973	Jennifer Freidel (Marshall)	7.33
	Lynn Grassin (Homestead)*	6.33
1974	Laurie Murphy (Neeah)	7.05
1975	Sue Van Ert (Brookfield East)	8.05
	Lynn Grassin (Homestead)	8.05
1976	Sue Guerin (Homestead)	8.55
1977	Barb Zakowski (Green Bay Southwest)	8.25
1978	A – Barb Zakowski (Green Bay Southwest)	9.00
	B – Michelle Stilling (Lake Mills)	6.95
1979	A – Debbie Diskerud (Kenosha Bradford)	8.25
	B – Barb Krakow (Fall River)	6.95
1980	A – Cathy Thompson (Monona Grove)	8.80
	B – Beth Hvambal (Frederic)	7.65
1981	A – Cathy Hardtke (Mukwonago)	8.15
	B – Cindy Ritger (River Falls)	7.90
1982	A – Renee Mura (Kenosha Bradford)	9.05
	B – Jenny Dann (Mount Horeb)	8.55
1983	A – Amy Griffin (Brookfield East)	8.60
	B – Gina Piazza (Fall River)	8.60
1984	A – Laura Suhm (Mukwonago)	9.43
	B – Karen Kringel (Shorewood)	8.73
1985	A – Amy Griffin (Brookfield East)	9.07
	B – Chris Jones (Onalaska)	8.97
1986	A – Kim Baumgardt (Greendale)	8.97
	B – Kathy Daanen (De Pere)	8.67
1987	A – Tammy Wuensch (La Crosse Logan)	9.00
	B – Martha Koller (Mount Horeb)	8.70
1988	A – Tricia Adkins (Sun Prairie)	9.47
	B – Julie Rupkey (Big Foot)	8.67
1989	A – Dawn Donovan (Madison East)	9.27
	B – Billie Christianson (Valders)	8.60
1990	A – Michelle Gilpin (Brookfield Central)	9.23
	B – Stacy Pollard (De Pere)	8.60
1991	1 – Faith Handevitd (Neeah/Menasha)	9.03
	2 – Heather Zutz (Valders)	8.23
1992	1 – Faith Handevitd (Neeah/Menasha)	9.17
	2 – Molly Skwierawski (Gale-Ettrick-Trempealeau)	8.77
1993	1 – Stacy Dow (Mukwonago/Kettle Moraine)	9.17
	2 – Aimee Ollman (Saint Croix Falls)	8.30
1994	1 – Stephanie Burroughs (Homestead)	9.37
	2 – Denise Jonuska (Delavan-Darien)	8.93
1995	1 – Beth Weber (Whitefish Bay/Shorewood)	9.13
	2 – Keri Ratsch (Valders)	8.57
1996	1 – Tristan Kopelke (Westosha/Wilmot)	9.27
	2 – Shana Johnson (Milton)	9.03
1997	1 – Kristi Kitzman (Menomonee Falls)	9.20
	2 – Kelly Dahlstrom (Onalaska)	9.20
1998	1 – Erica Busse (Waukesha West/North/South)	9.37
	2 – Heidi Mills (Onalaska)	8.87

Gymnastics

1999	1 - Julie Stefan (Franklin/Muskego/Whitnall)	9.28
	2 - Stacy Wiroll (Waterford)	9.17
2000	1 - Kimberly Barden (Stevens Point)	9.38
	2 - Helene Pequin (Waupun)	9.33
2001	1 - Becky Kingston (Middleton)	9.23
	2 - Katie Lee (Onalaska)	9.17
2002	1 - Hilary Wilson (Nicolet)	9.30
	2 - Kim Johnson (Milton)	9.17
2003	1 - Queenita Gamble (Racine Case/Horlick/Park)	9.57
	2 - Allie Krueger (Whitefish Bay)	8.90
2004	1 - Amanda Cotter (Brookfield Central/East)	9.43
	2 - Brooke Lomas (De Soto)	9.52
2005	1 - Alexandra Nugent (Sheboygan South/North)	9.50
	2 - Katherine Penton (River Falls)	9.10
2006	1 - Melissa Miller (Racine Horlick/Case/Park)	9.33
	2 - Jenny Donar (Southwestern/Cuba City)	9.37
2007	1 - Jazz Essman (Burlington/Badger/Catholic Central/Wilmot Union)	9.57
	2 - Rachel Paulson (River Falls)	9.52
2008	1 - Melissa Miller (Racine Horlick/Case/Park)	9.58
	2 - Katelyn Ebner (Gale-Ettrick-Tr./Cochrane-Fo. City/Mel.-Mind.)	9.22
2009	1 - Jessica Geraci (West Allis Hale/Central)	9.47
	2 - Amanda Guise (River Falls)	9.37

Floor Exercise

Year	Name (School)	Score
1971	LuAnn Hall (Altoona)	7.45
1972	Tina Sullivan (Homestead)	7.15
1973	Jennifer Freidel (Marshall)	7.87
	Holly Hughes (Homestead)*	7.17
1974	Lynn Monty (Wauwatosa West)	6.90
1975	Janelle Bertling (Oconomowoc)	8.35
1976	Cary Larson (Madison West)	9.15
1977	Nancy Waalkes (Brookfield Central)	9.00
1978	A - Nancy Rhinesmith (Brookfield East)	9.00
	B - Nancy Lynd (Whitewater)	7.40
1979	A - Nancy Rhinesmith (Brookfield East)	8.50
	B - Nanci Flandrick (Somerset)	7.70
1980	A - Barb Zakowski (Green Bay Southwest)	9.20
	B - Ellie Odegaard (Lake Mills)	8.60
1981	A - Diane Stratil (Milwaukee Vincent)	8.75
	B - Ellie Odegaard (Lake Mills)	8.65
1982	A - Angie Guentner (La Crosse Central)	9.20
	B - Gina Piazza (Fall River)	9.05
1983	A - Betsy Bradley (Homestead)	8.60
	B - Gina Piazza (Fall River)	8.95
1984	A - Michelle McCullough (Green Bay East)	9.10
	B - Gina Piazza (Fall River)	8.80
	B - Karen Kringel (Shorewood)	8.80
1985	A - Melanie Totten (Greendale)	9.17
	B - Brenda Johnson (River Falls)	9.10
1986	A - Renee Counard (Green Bay)	9.43
	B - Jill Gabrielson (New Richmond)	8.97
1987	A - Tammy Wuensch (La Crosse Logan)	9.37
	B - Heidi Funne (Frederic)	8.87
1988	A - Tricia Adkins (Sun Prairie)	9.60
	B - Julie Rupkey (Big Foot)	8.63
1989	A - Tricia Adkins (Sun Prairie)	9.60
	B - Natasha Reynold (Big Foot)	9.00
1990	A - Tricia Adkins (Sun Prairie)	9.27
	B - Dawn Depies (Chilton)	8.40
1991	1 - Amy Blaschke (Brookfield Central)	8.27
	2 - Alea Osterday (Darlington)	8.57
1992	1 - Sarah Clark (Wausau East/West)	9.43
	2 - Molly Skwierawski (Gale-Ettrick-Trempealeau)	8.80
1993	1 - Tristan Kopelke (Westosha/Wilmot)	9.53
	2 - Amanda Kurth (Mount Horeb)	8.47
1994	1 - Tristan Kopelke (Westosha/Wilmot)	9.40
	2 - Cori Carp (Fennimore/Boscobel)	9.00

1995	1 - Katie Ulrich (Neenah/Menasha)	9.53
	2 - Amanda Kurth (Mount Horeb)	8.83
1996	1 - Kristi Kitzman (Menomonee Falls)	9.67
	2 - Kelly Dahlstrom (Onalaska)	8.83
1997	1 - Kristi Kitzman (Menomonee Falls)	9.48
	2 - Nadalie Reindl (Kewaskum)	9.33
1998	1 - Lindsey McCabe (Waukesha West/North/South)	9.43
	2 - Stacy Wiroll (Waterford)	9.27
1999	1 - Erica Busse (Waukesha West/North/South)	9.13
	2 - Amanda Haag (Mount Horeb)	9.25
2000	1 - Genna Dewoskin (Madison Memorial)	9.33
	2 - Jill Larsen (Waterford)	9.50
2001	1 - Brooke Freischmidt (Verona Area)	9.53
	2 - Amber Rohde (Southwestern/Cuba City)	9.38
2002	1 - Queenita Gamble (Racine Case/Horlick/Park)	9.38
	2 - Amber Rohde (Southwestern/Cuba City)	9.57
2003	1 - Brooke Freischmidt (Verona Area/Madison Edgewood)	9.60
	2 - Amber Rohde (Southwestern/Cuba City)	9.20
2004	1 - Queenita Gamble (Racine Case/Horl./Park)	9.47
	2 - Sami Todd (Gale-Ettrick-Tremp./Coch. Fount. City/Mel.-Mind.)	9.35
2005	1 - Madeline King (Madison Memorial)	9.45
	2 - Sami Todd (Gale-Ettrick-Tremp./Coch.-Fount. City/Mel.-Mind.)	9.62
2006	1 - Amanda Cotter (Brookfield East/Central)	9.28
	2 - Amanda Kram (Waterford)	9.40
2007	1 - Theresa Hummer (Mukwonago/Kettle Moraine)	9.62
	2 - Amanda Kram (Waterford)	9.55
2008	1 - Theresa Hummer (Mukwonago/Kettle Moraine)	9.70
	2 - Allie Phillips (Elkhorn Area)	9.47
2009	1 - Jessica Geraci (West Allis Hale/Central)	9.50
	2 - Miranda Ojala (Antigo)	9.52

* - Denotes compulsory champion. Note: In 1973, both an optional and compulsory champion was crowned.

Multiple Individual Champions

- 10 - Beth Weber (Whitefish Bay/Shorewood)
- 8 - Gina Piazza (Fall River)
- 7 - Jenny Donar (Southwestern/Cuba City)
- 6 - Julie Stefan (Franklin/Muskego/Whitnall), Kelly Dahlstrom (Onalaska), Barb Zakowski (Green Bay Southwest), Gabrielle Mahairs (La Crosse Central), Danielle Longway (Onalaska), Sami Todd (G-E-T/C-FC/M-M)
- 5 - Tristan Kopelke (Westosha Central/Wilmot), Ellie Odegaard (Lake Mills), Jill Gabrielson (New Richmond), Tricia Adkins (Sun Prairie), Amanda Kram (Waterford)
- 4 - Laura Dallapiazza (Milwaukee Custer), Nancy Rhinesmith (Brookfield East), Kristi Lewis (Elkhorn), Laura Suhm (Mukwonago), Shanna Popp (Burlington/Badger/Catholic Central/Wilmot), Brooke Freischmidt (Verona/Edgewood), Jessie Laho (Westosha Central), Melissa Miller (Racine Horlick/Case/Park), Jessica Geraci (West Allis Hale/Central).
- 3 - Sue Van Ert (Brookfield East), Sarah Brown (Green Bay Preble), Shari Pulvermacher (River Valley), Kristi Kitzman (Menomonee Falls), Amanda Kurth (Mount Horeb), Denise Jonuska (Delavan-Darien), Connie Nowak (Milwaukee Bay View), A.J. Greene (Nicolet), Karen Kringel (Shorewood), Jill Rupkey (Big Foot), Jill Larson (Waterford), Gina Hinderman (Southwestern/Cuba City), Amber Rohde (Southwestern/Cuba City), Queenita Gamble (Racine Case/Horlick/Park), Rachel Biblo (Homestead), Theresa Hummer (Mukwonago/Kettle Moraine), Allie Phillips (Elkhorn), Rachel Paulson (River Falls).
- 2 - Cary Larson (Madison West), Mary Markert (Milwaukee Bay View), Jennifer Friedel (Marshall), Carilu Buchal (Waterford), Nanci Flandrick (Somerset), Monica Best (Lake Mills), Renee Mura (Kenosha Bradford), Angie Guentner (La Crosse Central), Kathy Daanen (De Pere), Amy Webb (Port Washington), Dawn Donovan (Madison East), Michelle Gilpin (Brookfield Central), Kim Boyce (De Pere), Shanda Tschumperlin (Frederic), Kari Livingston (Sun Prairie), Brenda Ard (Waterford), Faith Handevirt (Neenah/Menasha), Molly Skwierawski (Gale-Ettrick-Tr.), Tanya Tschumperlin (Frederic), Stacy Dow (Mukwonago/Kettle Mor.), Cory Carp (Fennimore/Boscobel), Katie Ulrich (Neenah/Menasha), Katie Grindell (Franklin), Erica Busse (Wauk. W./N./S.), Stacy Wiroll (Waterford), Courtney Leece (Elkhorn Area), Rachel Sommer (Racine Case/Hor./Park), Tammy Wuensch (La Crosse Logan), Alexandra Nugent (Sheb. South/North), Amanda Cotter (Brookfield East/Central).

Team State Participants (1971-2009)

Total number of appearances in parentheses after school. Year-division with placing at tourney in parentheses.

Altoona (5): 1971 (4th), 1972 (12th), 1974 (20th), 1975 (5th), 1976 (9th)
Antigo (6): 2004-2 (8th), 2005-1 (5th), 2006-2 (5th), 2007-2 (5th), 2008-2 (1st), 2009-2 (3rd)
Appleton East (4): 1971 (9th), 1972 (4th), 1973 (15th), 1974 (10th)
Appleton West (1): 1972 (5th)
Arrowhead (4): 1991-1 (5th), 2004-1 (8th), 2008-1 (2nd), 2009-1 (1st)
Ashland (9): 1994-2 (3rd), 1995-2 (4th), 1999-2 (4th), 2000-2 (4th), 2001-2 (4th), 2002-2 (5th), 2003-2 (8th), 2008-2 (2nd), 2009-2 (6th)
Badger (1): 1983-1 (9th)
Baraboo (2): 2001-2 (5th), 2005-2 (10th)

Beloit (1): 1971 (9th)
Brookfield Central (13): 1972 (36th), 1976 (1st), 1977 (1st), 1978-1 (4th), 1979-1 (2nd), 1980-1 (2nd), 1981-1 (2nd), 1984-1 (4th), 1986-1 (7th), 1987-1 (2nd), 1988-1 (1st), 1990-1 (1st), 1991-1 (1st)
Brookfield East (9): 1975 (2nd), 1976 (2nd), 1978-1 (1st), 1979-1 (1st), 1982-1 (4th), 1983-1 (2nd), 1989-1 (2nd), 1995-1 (9th), 1996-1 (6th)
Brookwood/Cashton (1): 1992-2 (5th)
Brown Deer (4): 1971 (7th), 1972 (9th), 1973 (6th), 1974 (4th)
Burlington/Badger/Catholic Central/Wilmot Union (1): 2007-1 (2nd)
Cadott (3): 1971 (24th), 1972 (18th), 1973 (10th)

Cashton (4): 1971 (20th), 1972 (10th), 1973 (7th), 1974 (17th)
Chilton (1): 1991-2 (5th)
Chippewa Falls (1): 1999-1 (10th)
Clintonville (2): 1972 (24th), 1997-2 (5th)
D.C. Everest (8): 1989-1 (7th), 1990-1 (10th), 1995-1 (6th), 1998-1 (9th), 1999-1 (8th), 2000-1 (9th), 2001-1 (8th), 2006-1 (7th)
De Pere (7): 1983-1 (8th), 1985-2 (5th), 1986-2 (1st), 1987-2 (1st), 1988-2 (1st), 1989-2 (1st), 1990-2 (1st)
De Soto (5): 1972 (12th), 1974 (18th), 1982-1 (10th), 1984-2 (4th), 1985-2 (4th)
Eau Claire Memorial/North (6): 2004-1 (5th), 2005-1 (8th), 2006-1 (T4th), 2007-1 (9th), 2008-1 (6th), 2009-1 (5th)

- Eau Claire Memorial (11):** 1971 (14th), 1972 (24th), 1975 (10th), 1988-1 (9th), 1991-1 (9th), 1993-1 (7th), 1994-1 (6th), 1995-1 (8th), 1996-1 (10th), 2002-1 (8th), 2003-1 (9th)
- Eau Claire North (4):** 1971 (17th), 1972 (5th), 1989-1 (9th), 1990-1 (9th)
- Elkhorn Area (2):** 2001-2 (2nd), 2002-2 (8th)
- Evansville (2):** 1972 (24th), 1973 (19th)
- Fall River (2):** 1981-2 (1st), 1982-2 (1st)
- Fennimore (2):** 1986-2 (5th), 1987-2 (5th)
- Fond du Lac (2):** 1981-1 (8th), 1982-1 (9th)
- Franklin (2):** 1980-1 (8th), 1982-1 (6th)
- Franklin/Muskego/Oak Creek/Whitnall (2):** 2008-1 (4th), 2009-1 (2nd)
- Frederic (8):** 1986-1 (2nd), 1987-2 (3rd), 1988-2 (3rd), 1989-2 (4th), 1990-2 (2nd), 1991-2 (2nd), 1992-2 (1st), 1993-2 (2nd)
- Gale-Ettrick-Trempealeau/Melrose-Mindoro/Cochrane Fountain City (6):** 2002-2 (6th), 2003-2 (3rd), 2004-2 (2nd), 2005-2 (2nd), 2007-2 (8th), 2009-2 (10th)
- Germantown (3):** 1993-1 (6th), 1999-1 (9th), 2000-1 (4th)
- Glenwood City (2):** 1971 (9th), 1972 (33rd)
- Grafton (2):** 1988-1 (5th), 1989-1 (5th)
- Grafton/Cedarburg (1):** 2000-1 (6th)
- Green Bay East (4):** 1971 (2nd), 1972 (23rd), 1974 (10th), 1975 (6th)
- Green Bay Preble (7):** 1971 (1st), 1972 (3rd), 1973 (3rd), 1974 (3rd), 1976 (6th), 1978-1 (7th), 1979-1 (6th)
- Green Bay Southwest (5):** 1974 (8th), 1977 (6th), 1978-1 (3rd), 1979-1 (5th), 1980-1 (4th)
- Greendale (4):** 1974 (27th), 1982-1 (3rd), 1985-1 (1st), 1986-1 (4th)
- Hartford (1):** 1998-1 (6th)
- Holmen (14):** 1987-2 (4th), 1988-2 (3rd), 1989-2 (2nd), 1990-2 (5th), 1993-2 (3rd), 1994-2 (2nd), 2001-2 (3rd), 2002-2 (3rd), 2003-2 (7th), 2004-2 (7th), 2005-2 (1st), 2006-2 (1st), 2007-2 (3rd), 2008-2 (5th)
- Homestead (17):** 1971 (6th), 1972 (2nd), 1973 (5th), 1974 (5th), 1975 (1st), 1983-1 (3rd), 1985-1 (5th), 1992-1 (3rd), 1993-1 (1st), 1994-1 (2nd), 2001-1 (3rd), 2002-1 (1st), 2003-1 (3rd), 2004-1 (4th), 2005-1 (10th), 2006-1 (3rd), 2007-1 (4th)
- Hudson (5):** 1987-1 (10th), 1991-1 (8th), 1992-1 (5th), 2007-1 (6th), 2008-1 (9th)
- Janesville Craig (2):** 2000-1 (10th), 2008-1 (10th)
- Kaukauna (1):** 1972 (15th)
- Kenosha Bradford/Tremper (3):** 2004-1 (3rd), 2005-1 (1st), 2006-1 (2nd)
- Kenosha Bradford (6):** 1979-1 (7th), 1983-1 (5th), 1984-1 (3rd), 1986-1 (3rd), 1987-1 (7th), 1991-1 (2nd)
- Kenosha Tremper (5):** 1971 (12th), 1972 (18th), 1973 (8th), 1974 (9th), 1975 (8th), 1993-1 (3rd)
- Kimberly (2):** 1984-1 (9th), 1985-1 (8th)
- Kimberly/Kaukauna (4):** 1986-1 (9th), 1987-1 (6th), 1991-1 (10th), 1992-1 (4th) *{also see Kaukauna}*
- La Crosse Central (11):** 1977 (7th), 1981-1 (10th), 1982-1 (2nd), 1983-1 (6th), 1984-1 (1st), 1985-1 (3rd), 1987-1 (5th), 1990-1 (5th), 1991-1 (6th), 1992-1 (8th), 1993-1 (4th)
- La Crosse Logan (1):** 1988-1 (7th)
- La Crosse Logan/Central (1):** 2009-1 (10th)
- Lake Mills (3):** 1978-2 (5th), 1979-2 (1st), 1980-2 (1st)
- Lakeland (2):** 2005-2 (8th), 2007-2 (7th)
- Madison East (3):** 1974 (24th), 1988-1 (3rd), 1989-1 (6th)
- Madison La Follette (5):** 1974 (13th), 1981-1 (6th), 1982-1 (5th), 1983-1 (1st), 1984-1 (2nd)
- Madison Memorial (16):** 1971 (16th), 1972 (11th), 1974 (25th), 1976 (10th), 1977 (10th), 1978-1 (8th), 1985-1 (4th), 1986-1 (2nd), 1994-1 (7th), 1996-1 (8th), 1997-1 (5th), 1998-1 (4th), 1999-1 (6th), 2001-1 (10th), 2005-1 (4th), 2006-1 (8th)
- Madison West (14):** 1972 (8th), 1974 (22nd), 1975 (7th), 1976 (5th), 1977 (5th), 1978-1 (5th), 1979-1 (3rd), 1986-1 (5th), 1987-1 (1st), 1992-1 (6th), 1993-1 (5th), 1994-1 (10th), 1995-1 (4th), 1996-1 (7th)
- Manitowoc (4):** 1973 (9th), 1983-1 (10th), 2004-1 (6th), 2006-1 (6th)
- Marshall (3):** 1972 (15th), 1973 (1st), 1974 (20th)
- Marshfield (2):** 1973 (19th), 1974 (12th)
- Medford (1):** 1972 (24th)
- Menomonee Falls (1):** 1997-1 (6th)
- Menomonee Falls/Germantown (1):** 2007-1 (5th)
- Menomonee Falls East (2):** 1971 (12th), 1972 (24th)
- Middleton (14):** 1972 (33rd), 1995-1 (10th), 1996-1 (4th), 1997-1 (7th), 1998-1 (5th), 1999-1 (3rd), 2000-1 (2nd), 2001-1 (2nd), 2002-1 (3rd), 2003-1 (2nd), 2004-1 (2nd), 2007-1 (3rd), 2008-1 (5th), 2009-1 (4th)
- Milton (6):** 2002-2 (7th), 2003-2 (5th), 2004-2 (6th), 2005-2 (7th), 2006-2 (6th), 2009-2 (5th)
- Milwaukee Bay View (5):** 1973 (11th), 1974 (1st), 1976 (3rd), 1978-1 (2nd), 1981-1 (5th)
- Milwaukee Custer (2):** 1972 (1st), 1973 (2nd)
- Milwaukee Hamilton (3):** 1974 (13th), 1977 (3rd), 1978-1 (6th)
- Milwaukee Washington (2):** 1973 (19th), 1974 (13th)
- Monona Grove (5):** 1971 (25th), 1972 (36th), 1973 (19th), 1975 (9th), 1980-1 (6th)
- Monroe (1):** 1973 (23rd)
- Mosinee (4):** 1978-2 (4th), 1980-2 (2nd), 1981-2 (4th), 1982-2 (3rd)
- Mount Horeb (23):** 1972 (36th), 1978-2 (1st), 1980-2 (5th), 1981-2 (3rd), 1982-2 (2nd), 1983-2 (1st), 1984-2 (1st), 1985-2 (3rd), 1986-2 (4th), 1987-2 (2nd), 1988-2 (2nd), 1991-2 (4th), 1992-2 (2nd), 1993-2 (1st), 1995-2 (2nd), 1998-2 (2nd), 1999-2 (2nd), 2000-2 (3rd), 2002-2 (4th), 2003-2 (6th), 2004-2 (5th), 2007-2 (6th), 2008-2 (9th)
- Mukwonago (9):** 1979-1 (8th), 1980-1 (3rd), 1981-1 (3rd), 1982-1 (8th), 1984-1 (6th), 1985-1 (7th), 1988-1 (8th), 1989-1 (3rd), 1991-1 (4th)
- Mukwonago/Kettle Moraine (6):** 1992-1 (1st), 1993-1 (2nd), 1994-1 (1st), 1995-1 (3rd), 1996-1 (3rd), 1997-1 (3rd)
- Neenah (10):** 1972 (18th), 1973 (4th), 1974 (2nd), 1975 (4th), 1976 (8th), 1977 (9th), 1981-1 (9th), 1984-1 (10th), 1986-1 (8th), 1987-1 (9th)
- Neenah/Menasha (14):** 1988-1 (3rd), 1989-1 (10th), 1990-1 (8th), 1991-1 (7th), 1992-1 (9th), 1993-1 (9th), 1994-1 (5th), 1995-1 (7th), 1996-1 (5th), 1998-1 (10th), 2000-1 (3rd), 2001-1 (5th), 2002-1 (6th), 2003-1 (5th)
- New Berlin West (1):** 1971 (20th)
- Nicolet (16):** 1972 (33rd), 1974 (23rd), 1977 (4th), 1980-1 (1st), 1981-1 (1st), 1982-1 (1st), 1983-1 (4th), 1984-1 (5th), 1985-1 (2nd), 1986-1 (1st), 2001-1 (7th), 2002-1 (5th), 2003-1 (4th), 2005-1 (3rd), 2006-1 (4th), 2009-1 (3rd)
- Onalaska (6):** 1985-2 (1st), 1996-2 (2nd), 1997-2 (1st), 1998-2 (1st), 1999-2 (3rd), 2000-2 (2nd)
- Onalaska/La Crosse Central/Logan (1):** 2006-1 (9th)
- Oshkosh West (2):** 1997-1 (9th), 1999-1 (5th)
- Park Falls (3):** 1971 (7th), 1972 (7th), 1979-2 (5th)
- Platteville (3):** 1971 (3rd), 1972 (24th), 1988-2 (4th)
- Platteville/Belmont (3):** 1993-2 (4th), 1994-2 (1st), 2002-2 (9th)
- Port Washington (8):** 1980-1 (10th), 1998-2 (5th), 1999-2 (5th), 2000-2 (5th), 2002-2 (10th), 2003-2 (10th), 2008-2 (10th), 2009-2 (9th)
- Prairie du Chien (1):** 1979-2 (3rd)
- Racine Case (6):** 1973 (23rd), 1974 (6th), 1979-1 (4th), 1980-1 (5th), 1981-1 (4th), 1989-1 (4th)
- Racine Case/Horlick/Park (10):** 1988-1 (10th), 1991-1 (4th), 1992-1 (2nd), 1994-1 (4th), 1995-1 (2nd), 1997-1 (1st), 1998-1 (1st), 1999-1 (2nd), 2004-1 (1st), 2005-1 (2nd)
- Racine Horlick (6):** 1972 (12th), 1973 (12th), 1974 (19th), 1975 (3rd), 1976 (4th), 1977 (2nd)
- Racine Park (3):** 1971 (20th), 1972 (22nd), 1973 (16th)
- Reedsburg Area (3):** 2006-2 (10th), 2007-2 (10th), 2008-2 (8th)
- Rhineland (6):** 1974 (26th), 1978-1 (10th), 1979-1 (10th), 1997-1 (10th), 2004-1 (9th), 2005-1 (6th)
- Rice Lake (3):** 1976 (7th), 1977 (8th), 1980-1 (9th)
- Rice Lake/Cumberland (7):** 1996-1 (9th), 1997-1 (8th), 1998-1 (7th), 2000-1 (8th), 2001-1 (9th), 2002-1 (10th), 2003-1 (8th)
- River Falls (19):** 1971 (20th), 1981-2 (5th), 1982-2 (4th), 1983-1 (2nd), 1984-2 (2nd), 1985-2 (2nd), 1986-1 (10th), 1995-1 (8th), 1996-2 (3rd), 1997-2 (4th), 1998-2 (4th), 2002-2 (1st), 2003-2 (1st), 2004-2 (1st), 2005-2 (4th), 2006-2 (3rd), 2007-2 (1st), 2008-2 (4th), 2009-2 (2nd)
- River Valley (3):** 1989-2 (5th), 1990-2 (3rd), 1991-2 (3rd)
- Saint Croix Falls (3):** 1972 (18th), 1978-2 (2nd), 1980-1 (4th)
- Salem (1):** 1987-1 (8th)
- Sheboygan South (1):** 1973 (16th)
- Sheboygan North/South (6):** 1995-1 (7th), 1996-1 (11th), 2001-1 (6th), 2004-1 (10th), 2007-1 (10th), 2009-1 (8th)
- Shorewood (5):** 1983-2 (5th), 1984-2 (3rd), 2004-2 (10th), 2005-2 (5th), 2006-2 (8th)
- Somerseset (1):** 1979-2 (4th)
- Southwestern (1):** 1983-2 (3rd)
- Southwestern/Cuba City (13):** 1995-2 (1st), 1996-2 (1st), 1997-2 (2nd), 1998-2 (3rd), 1999-2 (1st), 2000-2 (1st), 2003-2 (4th), 2004-2 (4th), 2005-2 (9th), 2006-2 (2nd), 2007-2 (9th), 2008-2 (6th), 2009-2 (7th)
- Stanley-Boyd (2):** 1973 (12th), 1974 (27th)
- Stevens Point (15):** 1982-1 (7th), 1983-1 (7th), 1984-1 (7th), 1985-1 (6th), 1986-1 (6th), 1987-1 (3rd), 1988-1 (6th), 1994-1 (8th), 1999-1 (7th), 2002-1 (7th), 2003-1 (7th), 2005-1 (7th), 2007-1 (7th), 2008-1 (8th), 2009-1 (9th)
- Sun Prairie (3):** 1989-1 (8th), 1990-1 (2nd), 1991-1 (3rd)
- Unity (2):** 1971 (14th), 1972 (24th)
- Valders (5):** 1992-2 (4th), 1993-2 (5th), 1994-2 (4th), 1995-2 (3rd), 1996-2 (5th)
- Verona (1):** 2002-1 (9th)
- Verona/Madison Edgewood (4):** 2003-1 (10th), 2004-1 (7th), 2005-1 (9th), 2007-1 (8th)
- Viroqua (3):** 1979-2 (2nd), 1980-2 (3rd), 1995-2 (5th)
- Viroqua/Cashot/De Soto/North Crawford (1):** 2009-2 (8th)
- Waterford (10):** 1991-2 (1st), 1994-2 (5th), 1996-2 (4th), 1997-2 (3rd), 2003-2 (9th), 2005-2 (6th), 2006-2 (9th), 2007-2 (2nd), 2008-1 (3rd), 2009-1 (7th)
- Waukesha (1):** 1974 (13th)
- Waukesha North (2):** 1991-1 (3rd), 1992-1 (7th)
- Waukesha West/North/South (8):** 1998-1 (2nd), 1999-1 (1st), 2000-1 (1st), 2001-1 (1st), 2002-1 (2nd), 2003-1 (1st), 2006-1 (1st), 2007-1 (1st), 2008-1 (1st)
- Waukegan (1):** 2004-2 (9th)
- Wausau East (1):** 1973 (12th)
- Wausau East/West (2):** 1992-1 (10th), 1994-1 (9th)
- Wauwatosa West (3):** 1971 (17th), 1973 (23rd), 1974 (7th)
- West Allis Hale (3):** 1971 (4th), 1972 (24th), 1990-1 (6th)
- West Allis Hale/Central (1):** 2003-1 (6th)
- West Bend East (1):** 1985-1 (9th), 2006-1 (10th)
- West Bend West (3):** 1993-1 (10th), 2008-1 (7th), 2009-1 (6th)
- Westby (2):** 1971 (17th), 1972 (17th)
- Westosha Central (3):** 2000-1 (5th), 2001-1 (4th), 2002-1 (4th)
- Westosha Central/Wilmot (1):** 1996-1 (2nd)
- West Salem (7):** 1972 (24th), 1978-2 (93rd), 1981-2 (2nd), 1982-2 (5th), 1983-2 (4th), 1984-2 (5th), 1986-2 (3rd)
- West Salem/Aquinas (3):** 2006-2 (4th), 2008-2 (7th), 2009-2 (4th)
- Whitefish Bay (14):** 1973 (18th), 1987-1 (4th), 1988-1 (2nd), 1989-1 (1st), 1994-1 (3rd), 2001-2 (1st), 2002-2 (2nd), 2003-2 (2nd), 2004-2 (3rd), 2005-2 (3rd), 2006-2 (7th), 2007-2 (4th), 2008-2 (3rd), 2009-2 (1st)
- Whitefish Bay/Shorewood (5):** 1995-1 (1st), 1996-1 (1st), 1997-1 (2nd), 1998-1 (3rd), 1999-1 (4th) *{also see Shorewood}*
- Whitewater (3):** 1989-2 (3rd), 1991-2 (4th), 1992-2 (3rd)
- Wisconsin Rapids Lincoln (10):** 1978-1 (9th), 1979-1 (9th), 1980-1 (7th), 1981-1 (7th), 1984-1 (8th), 1985-1 (10th), 1990-1 (7th), 1997-1 (4th), 1998-1 (8th), 2000-1 (7th)
- Team qualification for the State meet began in 1975. Ten teams qualified until the two-division format began in 1978. Division 1 qualifies 10 teams and Division 2 qualifies five teams.**
- Team Championships**
- 6 – Waukesha North/West/South**
- 5 – Brookfield Central, De Pere**
- 4 – Mount Horeb, Nicolet, River Falls, Southwestern/Cuba City**
- 3 – Homestead, Onalaska, Whitefish Bay**
- 2 – Brookfield East, Fall River, Holmen, Lake Mills, Mukwonago/Kettle Moraine, Racine Case/Horlick/Park, Whitefish Bay/Shorewood**
- 1 – Antigo, Arrowhead, Frederic, Green Bay Preble, Greendale, Kenosha Tremper/Bradford, La Crosse Central, Madison La Follette, Madison West, Marshall, Milwaukee Bay View, Milwaukee Custer, Platteville/Belmont, Waterford**

Gymnastics

Gymnastics Financial Statement

Sectional Receipts		
Tickets	\$	6,606.00
Total Sectional Receipts	\$	6,606.00
Sectional Expenses		
Meet Allowances	\$	4,600.00
Managers Fee		0.00
Officials Fees		9,198.15
Trophies & Awards		1,907.87
Total Sectional Expenses	\$	15,706.02
State Receipts		
Tickets	\$	15,850.00
Programs		996.00
Program Ads		598.75
Total State Receipts	\$	17,444.75
State Expenses		
Running Meet (Including Rent)	\$	9,823.32
Host School Allowance		500.00
On-Site Coordinator		400.00
Programs		1,250.71
Officials Fees		9,279.73
Trophies & Awards		1,059.02
Participant Travel		16,664.72
Total State Expenses	\$	38,977.50
GRAND TOTAL RECEIPTS	\$	24,050.75
GRAND TOTAL EXPENSES	\$	54,683.52
DIFFERENCE	\$	(30,632.77)

Sectionals

Arrowhead (Div. 1)	243
D.C. Everest (Div. 1)	188
Lakeland (Div. 2)	161
Platteville (Div. 2)	258
Reedsburg Area (Div. 2)	198
River Falls (Div. 2)	270
Sheboygan South (Div. 1)	229
Waterford (Div. 1)	303
Waunakee (Div. 1)	193
Whitefish Bay (Div. 2)	169
Total	2,212
State Total	2,650
Grand Total	4,862

Gymnastics Comparison

		Regionals	Sectionals	State	Totals		Regionals	Sectionals	State	Totals
		Attd.	Attd.	Attd.	Attd.		Attd.	Attd.	Attd.	Attd.
1963	Boys	---	---	212	212	1982	Girls			
1964	Boys	---	---	561	561		Class A	---	1,704	---
1965	Boys	---	---	316	316		Class B	---	1,421	---
1966	Boys	---	---	996	996		Totals	---	3,125	3,059
1967	Boys	---	---	1,232	1,232	1983	Girls			
1968	Boys	---	431	1,198	1,629		Class A	---	1,627	---
1969	Boys	---	322	1,224	1,546		Class B	---	1,280	---
1970	Boys	---	645	1,745	2,390		Totals	---	2,907	2,912
1971	Boys	---	672	1,748	2,420	1984	Girls			
	Girls	---	848	300	1,148		Class A	1,150	788	---
	Totals	---	1,520	2,048	3,568		Class B	---	1,247	---
1972	Boys	---	584	1,748	2,420		Totals	1,150	2,035	3,041
	Girls	---	1,056	397	1,453	1985	Girls			
	Totals	---	1,640	2,145	3,873		Class A	1,327	1,139	---
1973	Boys	---	689	1,477	2,166		Class B	---	1,341	---
	Girls	---	1,405	1,007	2,412		Totals	1,327	2,480	3,616
	Totals	---	2,089	2,484	4,578	1986	Girls			
1974	Boys	---	661	---	---		Class A	1,446	1,128	---
	Girls	1,099	752	---	---		Class B	---	1,168	---
	Totals	1,099	1,413	3,189	5,701		Totals	1,446	2,296	3,105
1975	Boys	---	755	---	---	1987	Girls	1,220	2,347	3,259
	Girls	2,067	1,489	---	---	1988	Girls	1,443	2,491	3,161
	Totals	2,067	2,244	3,905	8,216	1989	Girls	1,243	1,873	3,030
1976	Boys	---	517	---	---	1990	Girls	1,570	2,404	3,503
	Girls	2,238	1,346	---	---	1991	Girls	1,382	2,085	3,003
	Totals	2,238	1,863	3,762	7,863	1992	Girls	1,581	2,375	3,223
1977	Boys	---	874	---	---	1993	Girls	1,536	2,603	2,785
	Girls	2,597	1,756	---	---	1994	Girls	1,217	2,438	2,490
	Totals	2,597	2,630	4,369	9,596	1995	Girls	1,639	2,610	2,897
1978	Boys	---	766	---	---	1996	Girls	---	3,270	2,920
	Girls					1997	Girls	---	3,152	2,412
	Class A	1,684	767	---	---	1998	Girls	---	2,691	2,629
	Class B	---	1,249	---	---	1999	Girls	---	2,776	2,500
	Totals	1,684	2,782	4,638	9,104	2000	Girls	---	2,724	2,623
1979	Boys	---	672	---	---	2001	Girls	---	2,433	2,525
	Girls					2002	Girls	---	2,660	2,473
	Class A	1,687	994	---	---	2003	Girls	---	2,934	2,516
	Class B	---	1,096	---	---	2004	Girls	---	2,430	2,474
	Totals	1,687	2,762	4,830	9,279	2005	Girls	---	2,757	2,359
1980	Boys	---	446	---	---	2006	Girls	---	2,010	2,449
	Girls					2007	Girls	---	2,081	2,078
	Class A	---	2,020	---	---	2008	Girls	---	2,359	2,490
	Class B	---	1,074	---	---	2009	Girls	---	2,212	2,650
	Totals	---	3,540	4,387	7,927					
1981	Boys	---	283	---	---					
	Girls									
	Class A	---	1,348	---	---					
	Class B	---	1,200	---	---					
	Totals	---	2,831	3,959	6,790					

Boys Hockey

The WIAA began sponsoring a tournament program in boys hockey in 1971. Superior won the first championship, defeating Madison West, 7-3, in the championship game.

The first State Tournament was held at the Dane County Coliseum in Madison. The tournament has been conducted in Madison every year except in 1974 and 1975 when it was held in Green Bay. The Hartmeyer facility in Madison has been the site of some of the State Tournaments, but the Coliseum has been used exclusively since 1980.


Superior leads in most State championships with 12. Madison Memorial has won eight, and Madison East has won four titles.

Fifteen different schools have won State championships. Superior is the only program to win three consecutive State titles (1994-96). Superior and Madison Memorial are the only programs to win back-to-back titles. Superior has done it three times including its string of three championships (1981-82, 1991-92) and Madison Memorial has accomplished this feat twice (1976-77, 1979-80).

Superior leads in State Tournament appearances with 32. Madison Memorial is next with 29. Northland Pines is third on the list of appearances with 18, and Stevens Point has been to

State 17 times. Madison East has made 14 appearances and Madison West has made 12.

Prior to official WIAA involvement in hockey, the Madison schools conducted an invitational from 1964 to 1970 (except for 1966). Eagle River (now Northland Pines) won the first championship, Madison East won the next three, and Superior won the last two.



ARROWHEAD – BOYS HOCKEY CHAMPIONS – 2008-2009

Team members: Nick Kohn, David Clark, Cale Geschke, Nick Szalacinski, Mike Herrick, Brendan Garvey, Tony Koehler, Will Reiland, Zach Hamer, Jacob Hilgendorf, Colin Opat, Colton Sweitzer, Brian Berger, Calvin O'Connor, John Michael, Nick Fisher, Donovan Blakney, Connor McBride, Alex Broderick, Chris Palmer, Joel Vana.

State Championships Alliant Energy Center – Madison – March 5-7, 2009

Championship

ARROWHEAD 5, FOND DU LAC 1

Goals by Periods:	1st	2nd	3rd	Total
ARROWHEAD	2	3	0	5
FOND DU LAC	0	1	0	1

#	Prd	Time	Team	Typ	Scored By	Assists
1	1st	06:43	A	EV	Brian Berger	-
2	1st	16:51	A	PP	Brian Berger	David Clark/Connor McBride
3	2nd	00:57	A	EV	Brian Berger	Connor McBride/Tony Koehler
4	2nd	12:54	A	PP	Brian Berger	Connor McBride David Clark
5	2nd	13:27	F	EV	Joe Bertram	Eric Doll
6	2nd	14:45	A	EV	Connor McBride	David Clark/Brendan Garvey

Arrowhead	Tot	G	A
3 David Clark	6	0	3
9 Mike Herrick	1	0	0
10 Brendan Garvey	2	0	1
16 Tony Koehler	1	0	1
18 Zach Hamer	0	0	0
19 Jacob Hilgendorf	2	0	0
26 Brian Berger	9	4	0
34 Donovan Blakney	0	0	0
38 Connor McBride	5	1	3
41 Alex Broderick	0	0	0
47 Chris Palmer	0	0	0
52 Joel Vana	2	0	0
Totals	28	5	8

Fond du Lac	Tot	G	A
2 Tucker Reimer	3	0	0
5 Ben Jones	1	0	0
7 Luke Baker	2	0	0
8 Joe Bertram	4	1	0
9 Sam Wheaton	1	0	0
12 Brent Martin	1	0	0
14 Taylor Heintz	2	0	0
15 Eric Doll	0	0	1
17 Casey Holmes	3	0	0
22 Timothy Cowan	2	0	0
27 Brian Kemp	3	0	0
36 Bryce Bartelt	1	0	0
Totals	23	1	1

Shot by Periods:	1st	2nd	3rd	Total
ARROWHEAD	8	11	9	28
FOND DU LAC	8	10	5	23

Power Play G-Att (Shots)	A	F
Total	3-8	0-6

Penalties/Minutes by Prd

	A	F
1st	7/22	9/46
2nd	0/0	0/0
3rd	0/0	0/0
Total	7/22	9/46

GOALTENDERS

Arrowhead	Dec	MIN	GA	EN	1	2	3	Svs
2 Nick Kohn	W	51:00	1	0	8	9	5	22

Fond du Lac	Dec	MIN	GA	EN	1	2	3	Svs
33 Joe Rebedew	L	51:00	5	0	6	8	9	23

OFFICIALS: Referee: Ryan Reischel; Referee: Curtis Beecher and Linesman: Brian Van Adestine

Semifinals

ARROWHEAD 6, SUPERIOR 2

Goals by Periods:	1st	2nd	3rd	Total
ARROWHEAD	2	3	1	6
SUPERIOR	0	1	1	2

#	Prd	Time	Team	Typ	Scored By	Assists
1	1st	05:27	A	EV	Brian Berger	Connor McBride/Colin Opat
2	1st	07:16	A	PP	David Clark	Brian Berger/Connor McBride
3	2nd	05:01	S	PP	Sean Hoff	Jake Mergen/Pat Dalbec
4	2nd	07:32	A	EV	Connor McBride	Nick Szalacinski/Colin Opat
5	2nd	10:51	A	EV	Connor McBride	Alex Broderick/Brian Berger
6	2nd	11:45	A	EV	Brian Berger	David Clark
7	3rd	12:25	S	EV	Pat Dalbec	Mitch Kontny/Jake Tollas
8	3rd	12:41	A	EV	Brian Berger	-

Arrowhead	Tot	G	A
3 David Clark	7	1	1
7 Nick Szalacinski	2	0	1
9 Mike Herrick	1	0	0
10 Brendan Garvey	1	0	0
16 Tony Koehler	1	0	0
18 Zach Hamer	2	0	0
20 Colin Opat	1	0	2
26 Brian Berger	4	3	2
38 Connor McBride	7	2	2
41 Alex Broderick	4	0	1
52 Joel Vana	1	0	0
Totals	31	6	9

Superior	Tot	G	A
5 Taylor Leuthner	6	0	0
6 Pat Dalbec	6	1	1
7 Sean Hoff	1	1	0
8 Dave Dalbec	2	0	0
9 Justin Cannon	0	0	0

11 Jake Tollas	4	0	1
12 Jake Mergen	2	0	1
15 Dan Kolenda	2	0	0
18 Chris Bishop	8	0	0
20 Nate Minor	2	0	0
21 Caleb Dushkin	0	0	0
23 Kellen McCoshen	5	0	0
27 Brett Bukowski	2	0	0
29 Mitch Kontny	1	0	1
37 Tyler Plunkett	2	0	0
Totals	43	2	4

Shot by Periods:	1st	2nd	3rd	Total
ARROWHEAD	14	13	4	31
SUPERIOR	7	12	24	43

Power Play G-Att (Shots)	A	S
Total	1-4	1-7

Penalties/Minutes by Prd	A	S
1st	1/2	3/6
2nd	0/0	0/0
3rd	0/0	0/0
Total	1/2	3/6

GOALTENDERS

Arrowhead	Dec	MIN	GA	EN	1	2	3	Svs
2 Nick Kohn	W	51:00	2	0	7	11	23	41

Superior	Dec	MIN	GA	EN	1	2	3	Svs
1 Joel Pettingill	L	28:33	5	0	12	6	0	18
31 Matt Miller		22:27	1	0	0	4	3	7

OFFICIALS: Referee: Scott Swid; Referee: Tim Rowan and Linesman: David King

Semifinals

FOND DU LAC 4, RICE LAKE 2

Goals by Periods:	1st	2nd	3rd	Total
FOND DU LAC	2	0	2	4
RICE LAKE	1	1	0	2

#	Prd	Time	Team	Typ	Scored By	Assists
1	1st	04:49	R	PP	Kody Novinska	Coltan Ellis/Tyler Roberg
2	1st	09:52	F	EV	Timothy Cowan	Taylor Heintz/Bryce Bartelt
3	1st	16:00	F	EV	Brian Kemp	Timothy Cowan
4	2nd	01:13	R	EV	Jake DeSantis	Craig Landes/Rob Dorrance
5	3rd	10:29	F	PP	Joe Bertram	Brian Kemp/Casey Holmes
6	3rd	16:53	F	EN	Eric Doll	Tucker Reimer

Fond du Lac	Tot	G	A
2 Tucker Reimer	0	0	1
3 Jason Dunn	0	0	0
7 Luke Baker	5	0	0

Boys Hockey

8 Joe Bertram.....	4	1	0	
9 Sam Wheaton.....	1	0	0	
14 Taylor Heintz.....	4	0	1	
15 Eric Doll.....	3	1	0	
17 Casey Holmes.....	3	0	1	
22 Timothy Cowan.....	4	1	1	
27 Brian Kemp.....	5	1	1	
36 Bryce Bartelt.....	0	0	1	
Totals.....	29	4	6	

Rice Lake	Tot	G	A	
5 Jake DeSantis.....	3	1	0	
7 Kody Novinska.....	4	1	0	
8 Barron West.....	3	0	0	
10 Rob Dorrance.....	3	0	1	
11 Jon Sawyers.....	3	0	0	
12 Coltan Ellis.....	1	0	1	
15 Tyler Roberg.....	4	0	1	
16 Craig Landes.....	1	0	1	
17 Derek Robarge.....	4	0	0	
18 Trae Coleman.....	0	0	0	
19 Taylor Knutson.....	2	0	0	
21 Josh Wineinger.....	2	0	0	
Totals.....	30	2	4	

Shot by Periods:	1st	2nd	3rd	Total
FOND DU LAC.....	9	10	10	29
RICE LAKE.....	7	13	10	30

Power Play G-Att (Shots)	FDL	RL
Total.....	1-5	1-5

Penalties/Minutes by Prd	FDL	RL
1st.....	5/10	5/10
2nd.....	0/0	0/0
3rd.....	0/0	0/0
Total.....	5/10	5/10

GOALTENDERS	Dec	MIN	GA	EN	1	2	3	Svs
Fond du Lac.....								
33 Joe Rebedew.....	W	51:00	2	0	6	12	10	28
Rice Lake	Dec	MIN	GA	EN	1	2	3	Svs
1 Tanner Cernick.....	L	50:03	3	1	7	10	8	25

OFFICIALS: Referee: Travis Ahlberg; Referee: Scott Finstad and Linesman: Don Dineen

Quarterfinals

ARROWHEAD 4, ONALASKA 0

Goals by Periods:	1st	2nd	3rd	Total
ONALASKA.....	0	0	0	0
ARROWHEAD.....	1	2	1	4

# Prd Time Team Typ Score By Assists									
1 1st 12:39 A EV Alex Broderick									Connor Berger/David Clark
2 2nd 07:28 A EV David Clark									Connor McBride
3 2nd 10:09 A EV David Clark									Connor McBride/Brian Berger
4 3rd 03:51 A EV Brian Berger									Connor McBride

Onalaska	Tot	G	A	
4 Dylan Peterson.....	1	0	0	
5 Mason Sedlacek.....	0	0	0	
6 Alex Twite.....	2	0	0	
7 Juraj Macay.....	0	0	0	
9 Brice Wizzer.....	2	0	0	
10 Jordan Guth.....	2	0	0	
11 Keaton Bronston.....	2	0	0	
12 Jesse Tredinnick.....	2	0	0	
22 Jordan Tredinnick.....	2	0	0	
23 Randy Burkhardt.....	2	0	0	
24 Nathan Groshek.....	3	0	0	
Totals.....	18	0	0	

Arrowhead	Tot	G	A	
3 David Clark.....	9	2	1	
7 Nick Szalacinski.....	2	0	0	
10 Brendan Garvey.....	1	0	0	
16 Tony Koehler.....	2	0	0	
18 Zach Hamer.....	0	0	0	
19 Jacob Hilgendorf.....	1	0	0	
20 Colin Opaty.....	0	0	0	
23 Colton Sweitzer.....	1	0	0	
26 Brian Berger.....	9	1	2	
34 Donovan Blakney.....	1	0	0	
38 Connor McBride.....	3	0	3	
41 Alex Broderick.....	5	1	0	
47 Chris Palmer.....	0	0	0	
Totals.....	34	4	6	

Shot by Periods:	1st	2nd	3rd	Total
ONALASKA.....	6	5	7	18
ARROWHEAD.....	11	13	10	34

Power Play G-Att (Shots)	O	A
Total.....	0-3	0-4

Penalties/Minutes by Prd	O	A
1st.....	4/7	3/6
2nd.....	0/0	0/0
3rd.....	0/0	0/0
Total.....	4/7	3/6

GOALTENDERS

Onalaska	Dec	MIN	GA	EN	1	2	3	Svs
1 Mark Witichow.....	L	51:00	4	0	10	11	9	30

Arrowhead	Dec	MIN	GA	EN	1	2	3	Svs
2 Nick Kohn.....	W	51:00	0	0	6	5	7	18

OFFICIALS: Referee: Shawn Houser; Referee: Jim T. Brown and Linesman: Andy Krahenbuhl

Quarterfinals

SUPERIOR 4, STOUGHTON 1

Goals by Periods:	1st	2nd	3rd	Total
SUPERIOR.....	0	0	4	4
STOUGHTON.....	1	0	0	1

# Prd Time Team Typ Score By Assists									
1 1st 15:26 ST PP Trevor Hoth									Cody Larson/Justin Hale
2 3rd 12:04 SU EV Mitch Kontny									Pat Dalbec
3 3rd 14:09 SU EV Taylor Leuthner									Pat Dalbec
4 3rd 15:13 SU EV Mitch Kontny									Pat Dalbec/Taylor Leuthner
5 3rd 16:54 SU EV Dan Kolenda									Jake Mergen

Superior	Tot	G	A	
5 Taylor Leuthner.....	8	1	1	
6 Pat Dalbec.....	7	0	3	
8 Dave Dalbec.....	1	0	0	
11 Jake Toilas.....	1	0	0	
12 Jake Mergen.....	2	0	1	
15 Dan Kolenda.....	8	1	0	
18 Chris Bishop.....	1	0	0	
20 Nate Minor.....	1	0	0	
23 Keilen McCoshen.....	5	0	0	
27 Brett Bukowski.....	2	0	0	
29 Mitch Kontny.....	4	2	0	
37 Tyler Plunkett.....	1	0	0	
Totals.....	41	4	5	

Stoughton	Tot	G	A	
3 Cody Larson.....	1	0	1	
7 Cody Rodell.....	1	0	0	
8 Riley Zehner.....	3	0	0	
11 Dillon Gavazzoni.....	0	0	0	
12 Jake Howell.....	2	0	0	
14 Zach Transue.....	0	0	0	
17 Trevor Hoth.....	2	1	0	
18 Neil McMillan.....	1	0	0	
19 Taylor Shaffer.....	1	0	0	
20 Justin Hale.....	0	0	1	
24 Brett Quale.....	0	0	0	
Totals.....	11	1	2	

Shot by Periods:	1st	2nd	3rd	Total
SUPERIOR.....	16	14	11	41
STOUGHTON.....	6	1	4	11

Power Play G-Att (Shots)	SU	ST
Total.....	0-3	1-3

Penalties/Minutes by Prd	SU	ST
1st.....	4/8	4/7
2nd.....	0/0	0/0
3rd.....	0/0	0/0
Total.....	4/8	4/7

GOALTENDERS

Superior	Dec	MIN	GA	EN	1	2	3	Svs
1 Joel Pettigill.....	W	51:00	1	0	5	1	4	10

Stoughton	Dec	MIN	GA	EN	1	2	3	Svs
29 Andrew Martin.....	L	49:53	3	1	16	14	7	37

OFFICIALS: Referee: Brad Rothlisberger; Referee: James Olson and Linesman: Christopher McGuirk

Quarterfinals

FOND DU LAC 6, STEVENS POINT 3

Goals by Periods:	1st	2nd	3rd	Total
STEVENS POINT.....	0	1	2	3
FOND DU LAC.....	2	3	1	6

# Prd Time Team Typ Score By Assists									
1 1st 02:35 F EV Bo Bartelt									Ben Jones/Brent Martin
2 1st 03:55 F EV Bryce Bartelt									Casey Holmes
3 2nd 00:23 F EV Luke Baker									Joe Bertram
4 2nd 04:51 F EV Bo Bartelt									Brent Martin/Ben Jones
5 2nd 13:18 SP PP Aaron Harstad									-
6 2nd 13:47 F EV Brian Kemp									Luke Baker/Joe Bertram
7 3rd 03:44 SP EV Max Seiter									Kenton Grulkowski
8 3rd 09:12 SP PP Matt Larson									Connor Donlan/Derek Molski
9 3rd 11:07 F EV Taylor Heintz									Timothy Cowan

Stevens Point	Tot	G	A	
2 Aaron Harstad.....	2	1	0	
3 Max Seiter.....	1	1	0	
6 Connor Donlan.....	1	0	1	
10 Matt Larson.....	4	1	0	
11 Derek Molski.....	2	0	1	
12 Marc Gruber.....	3	0	0	
13 Dylan Miller.....	0	0	0	

16 Joey Haydock.....	2	0	0	
17 Eric Cychosz.....	1	0	0	
18 Kenton Grulkowski.....	1	0	1	
Totals.....	17	3	3	

Fond du Lac	Tot	G	A	
2 Tucker Reimer.....	2	0	0	
5 Ben Jones.....	0	0	2	
7 Luke Baker.....	4	1	1	
8 Joe Bertram.....	4	0	2	
9 Sam Wheaton.....	1	0	0	
12 Brent Martin.....	0	0	1	
14 Taylor Heintz.....	3	1	0	
15 Eric Doll.....	1	0	0	
17 Casey Holmes.....	1	0	1	
20 Bo Bartelt.....	6	2	0	
22 Timothy Cowan.....	3	0	1	
27 Brian Kemp.....	4	1	0	
36 Bryce Bartelt.....	4	1	0	
Totals.....	33	6	8	

Shot by Periods:	1st	2nd	3rd	Total
STEVENS POINT.....	4	5	8	17
FOND DU LAC.....	9	8	16	33

Power Play G-Att (Shots)	SP	FDL
Total.....	2-2	0-1

Penalties/Minutes by Prd	SP	FDL
1st.....	2/4	3/6
2nd.....	0/0	0/0
3rd.....	0/0	0/0
Total.....	2/4	3/6

GOALTENDERS

Stevens Point	Dec	MIN	GA	EN	1	2	3	Svs
1 Aaron Pavelski.....		34:00	4	0	0	5	15	20
33 Isaac Gorell.....	L	17:00	2	0	7	0	0	7

Fond du Lac	Dec	MIN	GA	EN	1	2	3	Svs
33 Joe Rebedew.....	W	51:00	3	0	4	4	6	14

OFFICIALS: Referee: Jeff Hanzik; Referee: Tony Stemberger and Linesman: Dan Diehn

Quarterfinals

RICE LAKE 1, VERONA AREA 0

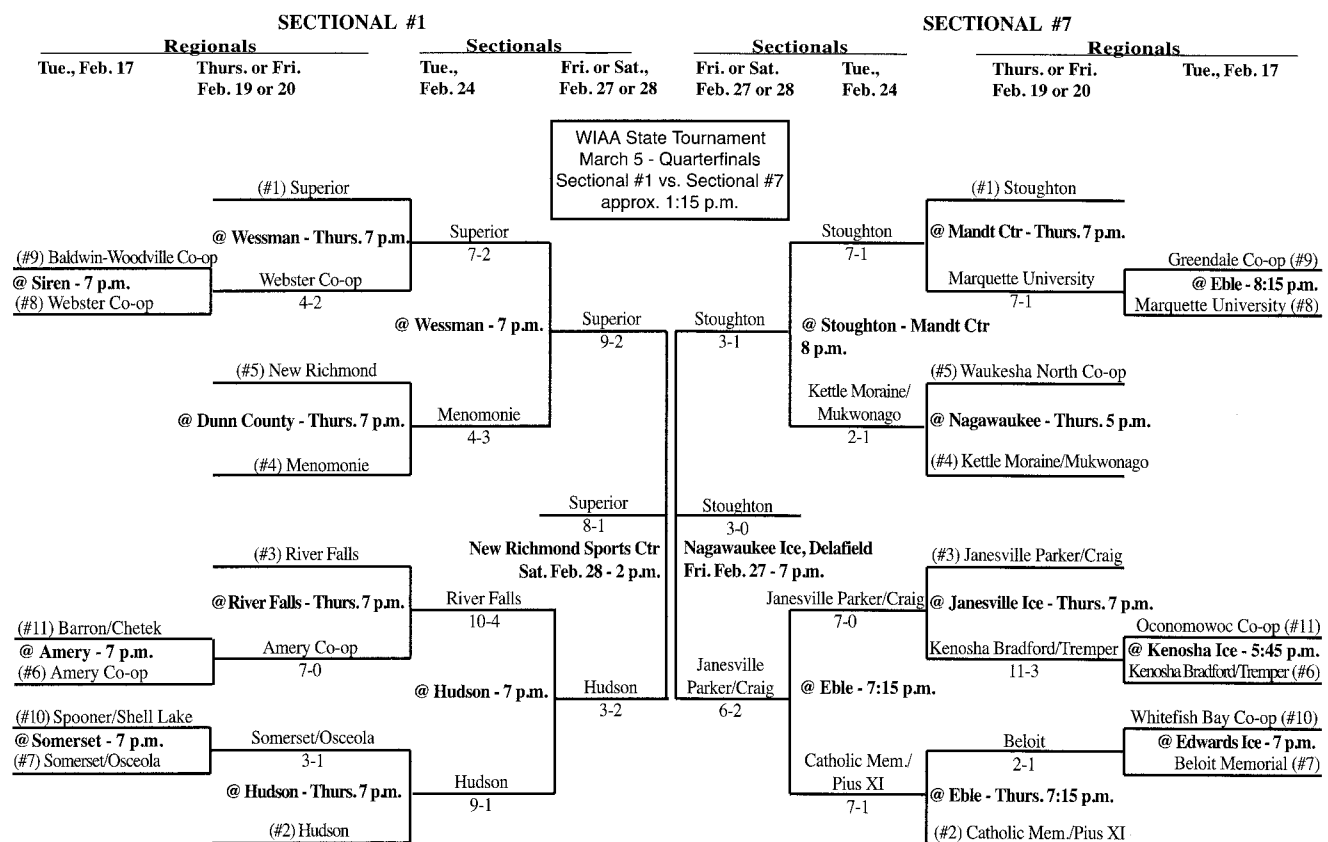
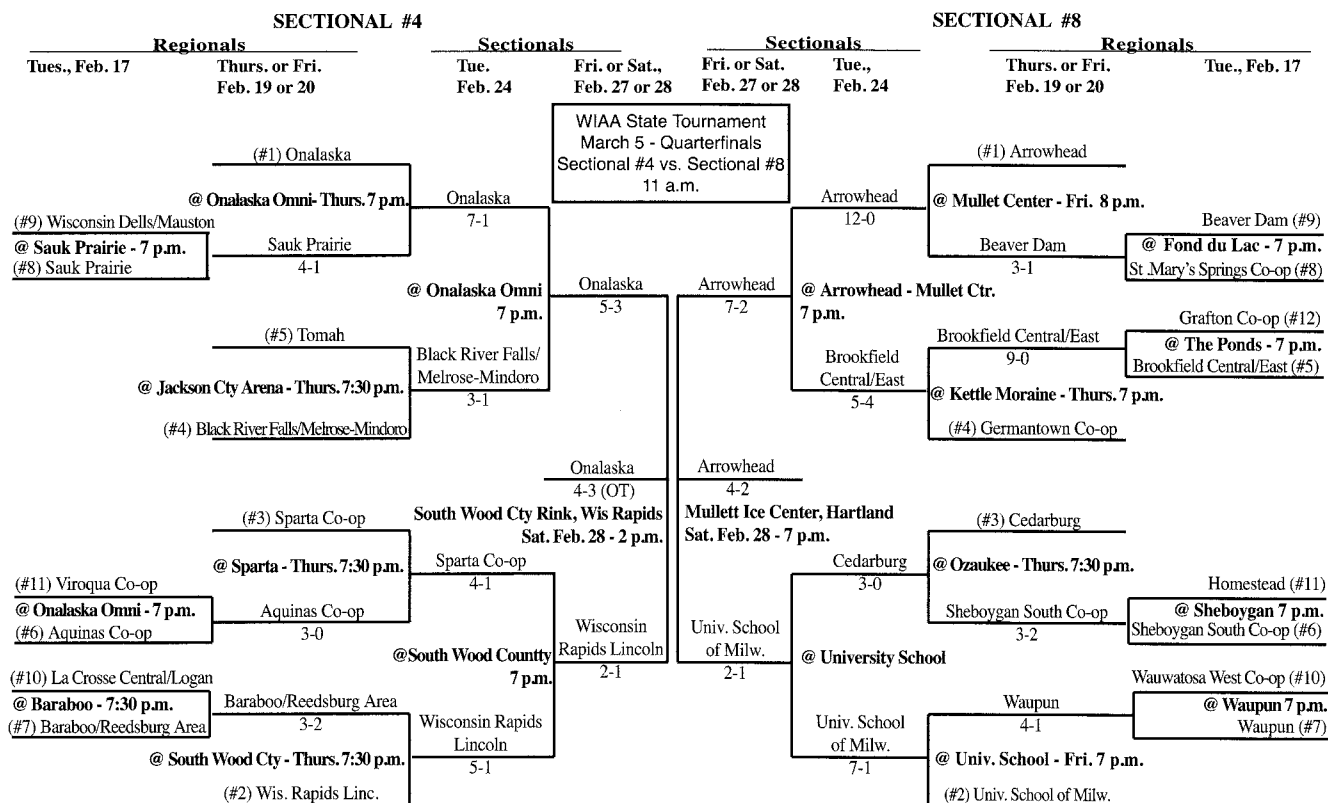
Goals by Periods:	1st	2nd	3rd	Total
RICE LAKE.....	0	1	0	1
VERONA AREA.....	0	0	0	0

# Prd Time Team Typ Score By Assists									
1 2nd 02:53 R EV Trae Coleman									Trae Tyler/Derek Robarge

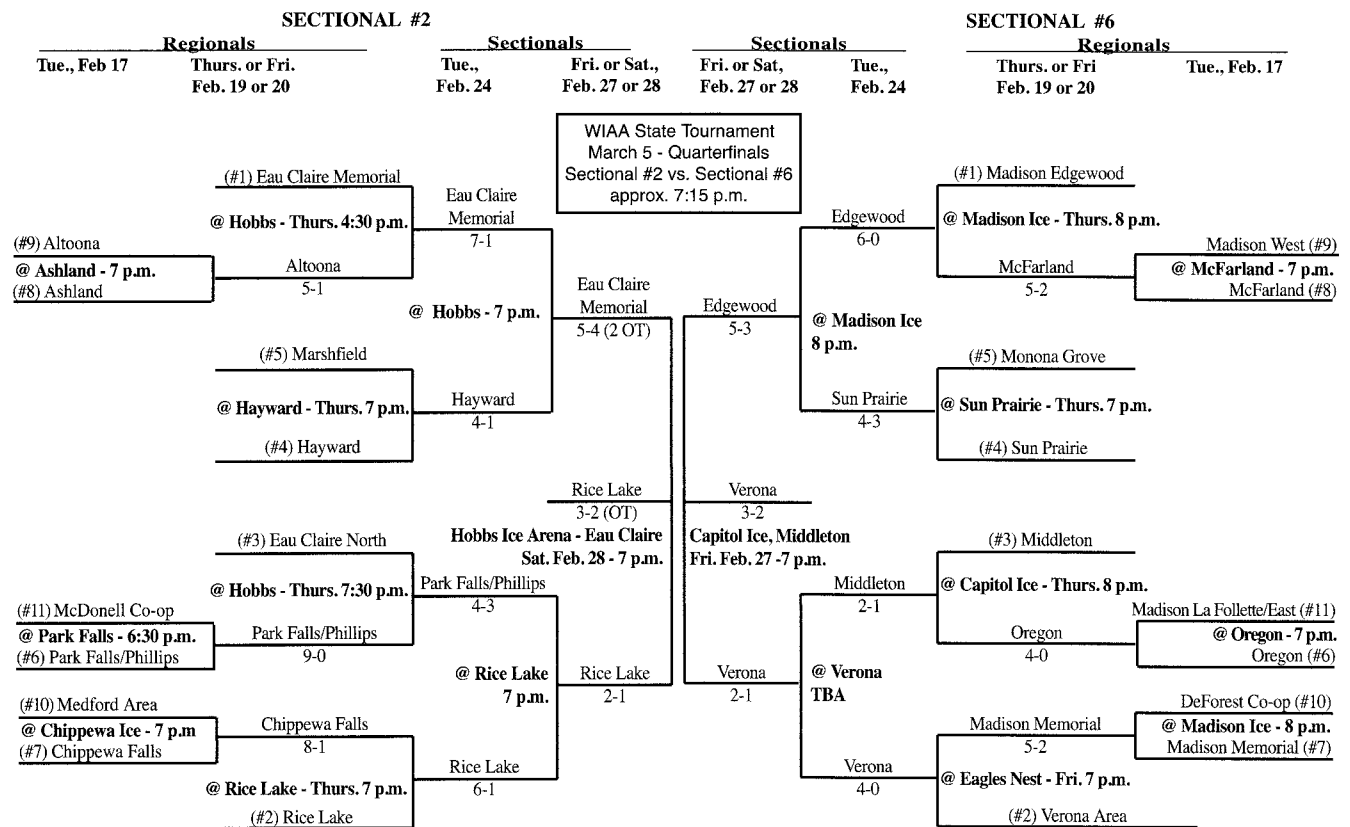
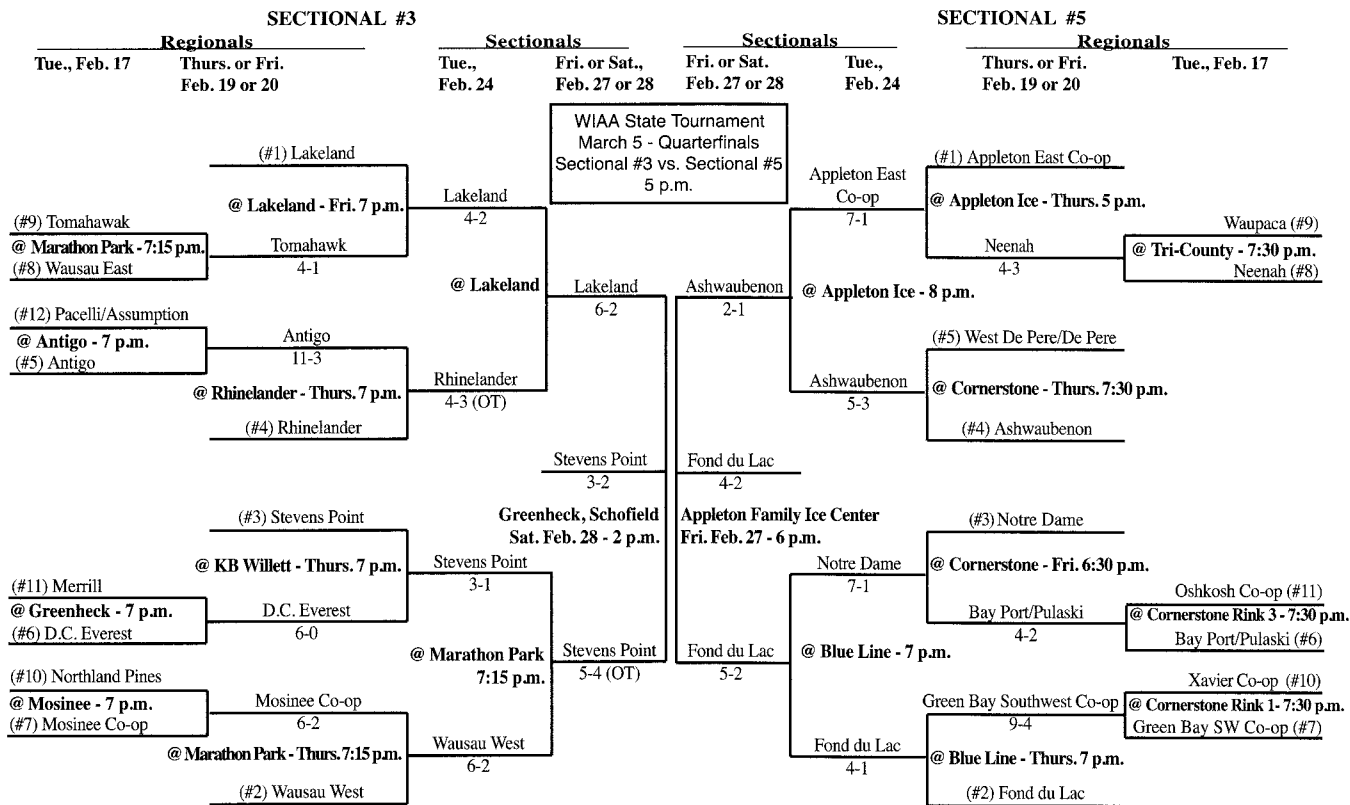
Rice Lake	Tot	G	A	
5 Jake DeSantis.....	3	0	0	
6 Trae Tyler.....	0	0	1	
7 Kody Novinska.....	3	0	0	
8 Barron West.....	0	0	0	
10 Rob Dorrance.....	4	0	0	
12 Coltan Ellis.....	1	0	0	
15 Tyler Roberg.....	2	0	0	
17 Derek Robarge.....	0	0	1	
18 Trae Coleman.....	1	1	0	
19 Taylor Knutson.....	0	0	0	
20 Reid Giddings.....	1	0	0	
22 Jack Burdick.....	1	0	0	
Totals.....	16	1	2	

Verona Area	Tot	G	A	
6 David Bartkowiak.....	2	0	0	
7 Nick Olson.....	1	0	0	
14 Eddie Matsushima.....	3	0	0	
19 Erik Johnson.....	4	0	0	
20 Kory Seymour.....	3	0	0	
24 Tyler Schmelzer.....	1	0	0	
26 Dan Bartkowiak.....	1	0	0	

2009 Boys Hockey Assignments



2009 Boys Hockey Assignments



State Boys Hockey Champions

Year	Schools	Champion (Coach)	Runner-up (Coach)	Score	Site	Attendance#
1971	9	Superior (Gary Harker)	Madison West (Burt Hable)	7-3	Madison (Coliseum)	6,150 *
1972	12	Superior (Gary Harker)	Madison West (Burt Hable)	7-1	Madison (Hartmeyer)	6,264
1973	18	Madison East (Jim Webster)	Superior (Gary Harker)	5-2	Madison (Hartmeyer)	8,950 *
1974	18	Superior (Gary Harker)	Madison Memorial (Bill Howard)	6-2	Green Bay (Arena)	6,326
1975	21	Madison East (Jim Webster)	Madison Memorial (Bill Howard)	1-0	Green Bay (Arena)	3,141
1976	24	Madison Memorial (Bill Howard)	Superior (Gary Harker)	4-3 (3 OT)	Madison (Coliseum)	6,951
1977	24	Madison Memorial (Bill Howard)	Superior (Gary Harker)	3-2 (2 OT)	Madison (Coliseum)	11,338
1978	26	Madison East (Jim Webster)	Madison Memorial (Vic Levine)	1-0	Madison (Coliseum)	9,041
1979	28	Madison Memorial (Vic Levine)	Madison East (Jim Webster)	3-1	Madison (Hartmeyer)	6,069
1980	29	Madison Memorial (Vic Levine)	Rice Lake (Richard Herling)	6-2	Madison (Coliseum)	7,166
1981	29	Superior (Mas Fukushima)	Beloit (Tony Sarsland)	8-0	Madison (Coliseum)	6,373
1982	35	Superior (Mas Fukushima)	Madison Memorial (Vic Levine)	7-0	Madison (Coliseum)	8,420
1983	34	Madison West (Joe Baldarotta)	Superior (Mas Fukushima)	1-0	Madison (Coliseum)	6,149
1984	34	Northland Pines (Orrin Mangseth)	Madison Memorial (Vic Levine)	6-5 (OT)	Madison (Coliseum)	7,199
1985	37	Madison Memorial (Vic Levine)	Stevens Point (Steve Freeman)	3-1	Madison (Coliseum)	7,200
1986	37	Northland Pines (Tom Obrodovich)	Superior (Mel Mattson)	6-1	Madison (Coliseum)	6,412
1987	37	Madison East (Jim Webster)	Superior (Richard Torrence)	5-4	Madison (Coliseum)	6,182
1988	38	Madison Memorial (Vic Levine)	Madison West (Lee Skille)	2-0	Madison (Coliseum)	5,706
1989	38	Northland Pines (Tom Obrodovich)	Beloit (Dave Witting)	4-1	Madison (Coliseum)	9,520
1990	39	Superior (Richard Torrence)	Sun Prairie (Steve Hanrahan)	3-0	Madison (Coliseum)	12,177
1991	42	Menomonie (Ed Roethke)	Superior (Richard Torrence)	3-2	Madison (Coliseum)	11,029
1992	44	Superior (Richard Torrence)	Madison Memorial (Vic Levine)	6-4	Madison (Coliseum)	12,904
1993	49	Antigo (William Thoreson)	Superior (David Kukowski)	2-1 (OT)	Madison (Coliseum)	14,051
1994	51	Superior (David Kukowski)	Madison Memorial (Vic Levine)	4-3 (2 OT)	Madison (Coliseum)	14,333
1995	55	Superior (David Kukowski)	Fond du Lac (Wes Bolin)	4-1	Madison (Coliseum)	15,352
1996	61 +	Superior (David Kukowski)	Stevens Point (Jack Stoskopf, Jr.)	1-0	Madison (Coliseum)	16,490
1997	68 ^	Sun Prairie (Steve Hanrahan)	Antigo (William Thoreson)	3-2 (OT)	Madison (Coliseum)	18,932
1998	72 •	Madison Memorial (Vic Levine)	Stevens Point (Jack Stoskopf, Jr.)	4-3 (OT)	Madison (Coliseum)	15,970
1999	73 ‡	Beloit (John Mauermann)	Stevens Point (Jack Stoskopf, Jr.)	5-4 (OT)	Madison (Coliseum)	16,490
2000	76 •	Madison Memorial (Vic Levine)	Wausau West (Peter Susens)	4-3	Madison (Coliseum)	17,171
2001	78	Hudson (Mike Stoskopf)	Fond du Lac (Wes Bolin)	4-1	Madison (Coliseum)	14,228
2002	81	Stevens Point (Jack Stoskopf, Jr.)	Superior (Jason Kalin)	2-0	Madison (Coliseum)	19,246 @
2003	82	Superior (Jason Kalin)	New Richmond (Adam Swanda)	3-2	Madison (Coliseum)	18,458 @
2004	84	Hudson (Mike Stoskopf)	Superior (Jason Kalin)	2-0	Madison (Coliseum)	17,080 @
2005	85	Superior (Jason Kalin)	Arrowhead (Carl Valimont)	2-1 (OT)	Madison (Coliseum)	19,947 @
2006	86	Univ. Sch. of Milw. (Cal Roadhouse/Doug Coleman)	Fond du Lac (Ryan Sarazin)	8-1	Madison (Coliseum)	16,154 @
2007	88	Fond du Lac (Ryan Sarazin)	Superior (Jason Kalin)	3-1	Madison (Coliseum)	13,635 @
2008	92	Eau Claire Memorial (Mike Schwengler)	Madison Edgewood (Pete Rothering)	3-1	Madison (Coliseum)	17,100 @
2009	91	Arrowhead (Carl Valimont)	Fond du Lac (Ryan Sarazin)	5-1	Madison (Coliseum)	17,469 @

#Attendance for all State sessions; eight teams 1971-74, 1989-2000; four teams 1975-1988.

*Estimates; no actual figures recorded.

@Includes three girls hockey games

‡7 WISAA Schools

•6 WISAA Schools

^5 WISAA Schools

+3 WISAA Schools

State Participants

Antigo (5-2) – 1993 (3-0), 1997 (2-1), 2005 (0-1)

Appleton East/North/West (1-1) – 2008 (1-1)

Arrowhead (5-1) – 2005 (2-1), 2009 (3-0)

Beaver Dam (0-1) – 2002 (0-1)

Beloit (7-3) – 1981 (1-1), 1989 (2-1), 1990 (1-1), 1999 (3-0)

Black River Falls (1-1) – 1996 (1-1)

Brookfield (0-1) – 1997 (0-1)

Chippewa Falls (1-5) – 1988 (0-1), 1989 (0-1), 1993 (0-1), 1994 (0-1), 1999 (1-1)

Eau Claire Memorial (6-9) – 1984 (0-2), 1990 (1-1), 1992 (1-1), 1994 (0-1), 2000 (0-1), 2001 (0-1), 2005 (0-1), 2007 (1-1), 2008 (3-0)

Eau Claire North (1-4) – 1991 (0-1), 1993 (0-1), 1995 (1-1), 2006 (0-1)

Fond du Lac (11-11) – 1992 (0-1), 1993 (0-1), 1994 (0-1), 1995 (2-1), 1997 (0-1), 1999 (0-1), 2000 (0-1), 2001 (2-1), 2005 (0-1), 2006 (2-1), 2007 (3-0), 2009 (2-1)

Hayward (0-2) – 1979 (0-2)

Homestead (0-1) – 2007 (0-1)

Hudson (8-5) – 1989 (1-1), 1992 (0-1), 1996 (0-1), 1998 (1-1), 2001 (3-0), 2002 (0-1), 2004 (3-0)

Janesville Craig (1-4) – 1971 (1-2), 1972 (0-2)

Janesville Craig/Parker (2-3) – 1994 (1-1), 2005 (1-1), 2008 (0-1)

Kettle Moraine/Mukwonago (0-2) – 2006 (0-1), 2007 (0-1)

Madison East (19-12) – 1971 (1-1), 1972 (2-1), 1973 (3-0), 1974 (1-2), 1975 (2-0), 1977 (1-1), 1978 (2-0), 1979 (1-1), 1980 (1-1), 1982 (1-1), 1984 (1-1), 1985 (0-2), 1987 (2-0), 1993 (1-1)

Madison Edgewood (3-3) – 1998 (0-1), 2001 (1-1), 2008 (2-1)

Madison La Follette (3-5) – 1971 (1-1), 1973 (1-2), 1989 (0-1), 1991 (1-1)

Madison Memorial (35-23) – 1971 (0-2), 1972 (1-2), 1973 (2-1), 1974 (2-1), 1975 (1-1), 1976 (2-0), 1977 (2-0), 1978 (1-1), 1979 (2-0), 1980 (2-0), 1982 (1-1), 1983 (1-1), 1984 (1-1), 1985 (2-0), 1986 (0-1), 1987 (0-1), 1988 (2-0), 1991 (1-1), 1992 (2-1), 1993 (1-1), 1994 (2-1), 1995 (0-1), 1996 (1-1), 1997 (0-1), 1998 (3-0), 2000 (3-0), 2002 (0-1), 2003 (0-1), 2004 (0-1)

Madison West (11-12) – 1971 (2-1), 1972 (2-1), 1973 (1-2), 1974 (2-1), 1976 (1-1), 1983 (2-0), 1986 (0-1), 1988 (1-1), 1995 (0-1), 1999 (0-1), 2001 (0-1), 2007 (0-1)

McFarland/Oregon (0-1) – 2000 (0-1)

Boys Hockey

Menomonie (3-1) – 1990 (0-1), 1991 (3-0)
Middleton (0-2) – 2003 (0-1), 2006 (0-1)
Milwaukee Marquette (0-2) – 1996 (0-1), 1999 (0-1)
Monona Grove (2-3) – 1981 (1-1), 1991 (0-1), 1992 (1-1)
Mosinee (2-7) – 1972 (1-2), 1973 (0-2), 1974 (1-2), 1992 (0-1)
Mosinee/Columbus Catholic/Newman Catholic (0-1) – 2008 (0-1)
New Richmond (2-3) – 1998 (0-1), 1999 (0-1), 2003 (2-1), 2003 (2-1)
Northland Pines (Eagle River) (16-19) – 1971 (2-1), 1972 (2-1), 1973 (2-1), 1974 (2-1), 1976 (0-2), 1977 (0-2), 1978 (0-1), 1979 (1-1), 1980 (0-2), 1983 (0-2), 1984 (2-0), 1986 (2-0), 1989 (3-0), 1990 (0-1), 1992 (0-1), 1994 (0-1), 1995 (0-1), 1996 (0-1)
Northland Pines/Three Lakes (1-1) – 2004 (1-1)
Onalaska (1-2) – 1995 (1-1), 2009 (0-1)
Rice Lake (2-2) – 1980 (1-1), 2009 (1-1)

River Falls (1-1) – 1997 (1-1)
Sauk Prairie (0-1) – 2004 (0-1)
Stevens Point (14-17) – 1982 (0-2), 1985 (1-1), 1987 (0-1), 1988 (0-1), 1990 (0-1), 1993 (0-1), 1994 (1-1), 1995 (0-1), 1996 (2-1), 1997 (1-1), 1998 (2-1), 1999 (2-1), 2000 (1-1), 2002 (3-0), 2006 (1-1), 2007 (0-1), 2009 (0-1)
Stoughton (0-1) – 2009 (0-1)
Sun Prairie (5-4) – 1989 (0-1), 1990 (2-1), 1996 (0-1), 1997 (3-0), 2004 (0-1)
Superior (56-20) – 1971 (3-0), 1972 (3-0), 1973 (2-1), 1974 (3-0), 1975 (1-1), 1976 (1-1), 1977 (1-1), 1978 (0-1), 1981 (2-0), 1982 (2-0), 1983 (1-1), 1985 (1-1), 1986 (1-1), 1987 (1-1), 1989 (0-1), 1990 (3-0), 1991 (2-1), 1992 (3-0), 1993 (2-1), 1994 (3-0), 1995 (3-0), 1996 (3-0), 1997 (0-1), 2000 (1-1), 2002 (2-1), 2003 (3-0), 2004 (2-1), 2005 (3-0), 2006 (0-1), 2007 (2-1), 2008 (1-1), 2009 (1-1)
Tomah (1-1) – 2007 (1-1)

Tomahawk (0-1) – 1991 (0-1)
University School of Milwaukee (5-7) – 1998 (1-1), 2001 (0-1), 2002 (1-1), 2003 (0-1), 2004 (0-1), 2005 (0-1), 2006 (3-0), 2008 (0-1)
Verona Area (1-3) – 2002 (1-1), 2003 (0-1), 2009 (0-1)
Waukesha Catholic Memorial (0-2) – 1998 (0-1), 2000 (0-1)
Waupun (0-7) – 1971 (0-2), 1972 (0-2), 1974 (0-2), 1990 (0-1)
Wausau East (0-6) – 1973 (0-2), 1974 (0-2), 1975 (0-2)
Wausau West (5-10) – 1981 (0-2), 1989 (1-1), 1991 (0-1), 1998 (0-1), 1999 (1-1), 2000 (2-1), 2001 (0-1), 2002 (0-1), 2003 (1-1)
Wisconsin Rapids Lincoln (5-6) – 2001 (1-1), 2003 (1-1), 2004 (1-1), 2005 (1-1), 2006 (1-1), 2008 (0-1)

Hockey Attendance

	Regionals	Sectionals	State	Total		Regionals	Sectionals	State	Total
1971	---	---	6,150	6,150	1992	5,305	15,274	12,904	33,483
1972	---	---	6,264	6,264	1993	6,719	14,411	14,051	35,181
1973	---	5,093	8,950	14,043	1994	6,450	13,080	14,333	33,863
1974	---	4,379	6,326	10,705	1995	7,821	15,114	15,352	38,287
1975	---	6,417	3,141	9,558	1996	10,519	15,250	16,490	42,259
1976	---	4,970	6,951	11,921	1997	13,359	17,779	18,932	50,070
1977	---	5,380	11,338	16,718	1998	15,274	17,949	15,970	49,193
1978	---	6,969	9,041	16,010	1999	15,606	17,582	16,490	49,678
1979	---	6,188	6,069	12,257	2000	16,239	20,019	17,171	53,429
1980	---	8,643	7,166	15,809	2001	16,310	20,107	14,228	50,645
1981	---	9,822	6,373	16,195	2002	16,853	20,451	19,246	56,550
1982	10,440	9,356	8,429	28,225	2003	18,116	22,024	18,458	58,598
1983	7,969	8,339	6,149	22,457	2004	20,077	22,212	17,080	59,369
1984	7,131	8,812	7,199	23,142	2005	20,462	23,670	19,947	64,079
1985	7,402	7,628	7,208	22,238	2006	17,763	22,333	16,154	56,250
1986	8,866	7,701	6,412	22,979	2007	19,059	23,121	13,635	55,815
1987	8,645	9,436	6,182	24,263	2008	19,140	19,373	17,100	55,613
1988	9,145	8,620	5,705	23,470	2009	21,089	22,716	17,469	61,274
1989	1,997	12,205	9,516	23,718					
1990	2,342	12,827	12,177	27,346					
1991	3,016	13,762	11,029	27,807					

Note: 8-team State Tournament 1971 through 1974 and 1989 to present; 4-team State Tournament 1975 through 1988.

Hockey Attendance

Regionals		Sectionals		Sectionals	
Altoona	101	Eau Claire North	299	Northland Pines	192
Amery	212	Fond du Lac	340	Notre Dame	332
Antigo	372	Germantown	206	Onalaska (2 games)	539
Appleton East	542	Green Bay Southwest	168	Oregon	319
Aquinas	176	Hayward (2 games)	538	Park Falls	153
Arrowhead (2 games)	572	Hudson (2 games)	483	Rhineland	446
Ashland	176	Janesville Craig	594	Rice Lake	412
Ashwaubenon	346	Kenosha Bradford	241	River Falls	308
Baraboo (2 games)	315	Kettle Moraine	326	Saint Mary's Springs	160
Bay Port	166	Lakeland	636	Sauk Prairie	214
Beloit Memorial	297	Madison Edgewood	286	Sheboygan South	281
Black River Falls	252	Madison Memorial	198	Somerset	108
Brookfield Central	210	Marquette University H.S.	198	Sparta	357
Catholic Memorial	301	McFarland	101	Stevens Point	654
Cedarburg	378	Menomonie	395	Stoughton (2 games)	585
Chippewa Falls (2 games)	367	Middleton	389	Sun Prairie	493
D.C. Everest (2 games)	456	Mosinee	374	Superior	654
Eau Claire Memorial	518	Neeah	248	University School of Milwaukee (2 games)	384
		New Richmond	146	Verona Area	465
				Waupun	202
				Wausau East	251
				Wausau West	769
				Webster	305
				Wisconsin Rapids Lincoln (2 games)	583
				Total	21,089

Sectionals

Appleton East (2 games)	1,807
Arrowhead (2 games)	2,060
Baldwin-Woodville	258
Baraboo	147
Catholic Memorial	698
Chippewa Falls	378
D.C. Everest (3 games)	2,365
Eau Claire Memorial	620
Eau Claire North	1,201

Fond du Lac (2 games).....750	New Richmond.....770	Superior688	Wisconsin Rapids
Hayward.....251	Oconomowoc959	University School of	Lincoln (2 games)1,396
Hudson (2 games)1,010	Onalaska (2 games)903	Milwaukee584	Total22,716
Lakeland664	Rice Lake682	Verona Area913	State Total17,469
Madison Edgewood376	Stoughton (2 games)721	Wausau West1,027	Grand Total.....61,274
Middleton914	Sun Prairie (2 games)574		

Boys & Girls Hockey Financial Statement

Regional Receipts

Tickets.....	\$ 84,038.00
Broadcast Rights.....	<u>1,550.00</u>
Total Regional Receipts.....	\$ 85,588.00

Regional Expenses

Meet Allowances.....	\$ 57,282.91
Officials Fees.....	<u>14,737.60</u>
Total Regional Expenses.....	\$ 72,020.51

Sectional Receipts

Tickets.....	\$ 90,480.00
Broadcast Rights.....	<u>1,350.00</u>
Total Sectional Receipts.....	\$ 91,830.00

Sectional Expenses

Meet Allowances.....	\$ 47,833.48
Officials Fees.....	10,003.60
Trophies & Awards.....	<u>2,231.10</u>
Total Sectional Expenses.....	\$ 60,068.18

State Receipts

Tickets.....	\$ 139,752.00
Programs.....	2,398.00
Program Ads.....	2,337.75
Television Receipts.....	5,000.00
Radio Receipts.....	1,550.00
Royalties.....	<u>4,622.57</u>
Total State Receipts.....	\$ 155,660.32

State Expenses

Running Meet (Including Rent).....	\$ 62,537.86
Programs.....	2,780.69
Officials Fees.....	11,345.91
Trophies & Awards.....	963.20
Participant Travel.....	<u>23,491.00</u>
Total State Expenses.....	\$ 101,118.66

GRAND TOTAL RECEIPTS.....	\$ 333,078.32
GRAND TOTAL EXPENSES.....	<u>233,207.35</u>
DIFFERENCE.....	\$ 99,870.97

Girls Hockey

The WIAA began sponsoring a tournament program in girls hockey in 2001-02. Initially, six schools sponsored the sport as an interscholastic activity.


The qualifiers of the first tournament were Hudson, Viroqua/Cornerstone Christian/Westby/Youth Initiative, Fond du Lac/Waupun and Onalaska.

Hudson won the first two championships. The Raiders defeated Viroqua/Cornerstone Christian/Westby/Youth Initiative, 3-2 in overtime, in the 2002 championship final. They defeated Fond du Lac/Waupun in the 2003 championship final by the same score in overtime. Fond du Lac/Campbellsport/Waupun won the title in 2004 by defeating Superior 2-1. Superior proceeded to win the 2005 championship with a 3-0 win over Onalaska. Fond du Lac/Waupun won the title in 2006, and Appleton West/North/East captured the title in its first year as a program in 2007. The Mosinee co-op program with D.C. Everest, and Wausau East and West won the 2008 championship. The 2009 title was won by the River Falls co-op program.

Onalaska has participated in six of the State Tournaments. The Fond du Lac/Waupun co-op has been to five State Tournaments, but the addition of Campbellsport to the co-op for two years and St. Mary's Springs for two years have created separate listings of teams to qualify. Superior has qualified for four State Tournaments.

Hudson has won the most games in State Tournament competition with four. Superior and Fond du Lac/Waupun are next with three wins each. Fifteen different programs, including all variations of co-op programs, have qualified for the State Tournament.

All eight tournaments have been held at the Alliant Energy Center in Madison in conjunction with the boys hockey State Tournament.



RIVER FALLS CO-OP - GIRLS HOCKEY CHAMPIONS - 2008-2009
 Team members: Darcy Behringer, Tanis Klingler, Karlyn Sturtevant, Tara Frey, Lily Cranston, Tori Klingler, Erin Thornton, Alice Cranston, Mallory Custer, Sig Dangeur, Gail Popelka, Megan Beadles, Hailey Rock, Heidi VanDell, Nikki Plunkett, Devin Roen.

State Championships

Alliant Energy Center - Madison - March 6-7, 2009

Championship RIVER FALLS CO-OP 10, FOND DU LAC CO-OP 4

Goals by Periods:	1st	2nd	3rd	Total
FOND DU LAC CO-OP	1	1	2	4
RIVER FALLS CO-OP	1	5	4	10

#	Prd	Time	Team	Typ	Scored By	Assists
1	1st	01:23	F	PP	Jessica Lakin	Tess Nejedlo
2	1st	05:46	R	EV	Tara Frey	Hailey Rock
3	2nd	00:23	R	PP	Lily Cranston	Nikki Plunkett
4	2nd	01:13	F	EV	Katherine Nejedlo	Jessica Lakin
5	2nd	05:11	R	PP	Karlyn Sturtevant	Tanis Klingler
6	2nd	11:39	R	EV	Lily Cranston	Nikki Plunkett
7	2nd	13:54	R	EV	Lily Cranston	Tanis Klingler/Nikki Plunkett
8	2nd	14:46	R	SH	Hailey Rock	Tanis Klingler
9	3rd	04:10	R	EV	Tara Frey	Tanis Klingler/Alice Cranston
10	3rd	07:36	R	PP	Alice Cranston	Hailey Rock/Tori Klingler
11	3rd	08:32	R	EV	Alice Cranston	Tanis Klingler
12	3rd	08:55	F	EV	Katherine Nejedlo	-
13	3rd	13:39	R	EV	Hailey Rock	-
14	3rd	12:32	F	EV	Jessica Lakin	Katherine Nejedlo

Fond du Lac Co-op	Tot	G	A
2 Katelyn Polakoski	3	0	0
3 Katie Lindsey	1	0	0
8 Katherine Nejedlo	6	2	1
10 Mollie VandeKolk	0	0	0
14 Jessica Lakin	5	2	1
15 Sarah Sullivan	0	0	0
18 Katlin Mack	0	0	0
21 Tess Nejedlo	4	0	1
Totals	19	4	3

River Falls Co-op	Tot	G	A
3 Darcy Behringer	2	0	0
4 Tanis Klingler	2	0	5
5 Karlyn Sturtevant	5	1	0
6 Tara Frey	6	2	0
7 Lily Cranston	8	3	1
8 Tori Klingler	2	0	1
11 Alice Cranston	5	2	0
14 Sig Dangeur	1	0	0
16 Megan Beadles	1	0	0
18 Hailey Rock	4	2	2
19 Heidi VanDell	3	0	0
23 Nikki Plunkett	1	0	3
Totals	40	10	12

Shot by Periods:	1st	2nd	3rd	Total
FOND DU LAC CO-OP	4	8	7	19
RIVER FALLS CO-OP	10	16	14	40

Power Play G-Att (Shots)	F	R
Total	1-3	3-6

Penalties/Minutes by Prd	F	R
1st	5/10	3/6
2nd	0/0	0/0
3rd	0/0	0/0
Total	5/10	3/6

GOALTENDERS

Fond du Lac Co-op	Dec	MIN	GA	EN	1	2	3	Svs
1 Jordan Laudloff	L	51:00	10	0	9	11	10	30

River Falls Co-op	Dec	MIN	GA	EN	1	2	3	Svs
35 Devin Roen	W	51:00	4	0	3	7	5	15

OFFICIALS: Referee: Robert Peschel; Referee: Steven Olson and Linesman: Tim Richter

Semifinals FOND DU LAC CO-OP 6, BEAVER DAM/RANDOLPH 3

Goals by Periods:	1st	2nd	3rd	Total
FOND DU LAC CO-OP	3	1	2	6
BEAVER DAM/RANDOLPH	0	3	0	3

#	Prd	Time	Team	Typ	Scored By	Assists
1	1st	01:23	F	SH	Mollie VandeKolk	Katlin Mack
2	1st	04:40	F	EV	Katherine Nejedlo	Tess Nejedlo/Jessica Lakin
3	1st	11:19	F	PP	Katherine Nejedlo	Katelin Polakoski
4	2nd	02:01	B	EV	Kelan Schmitt	Katie Ehlenfeldt
5	2nd	08:57	B	EV	Katie Ehlenfeldt	Kelan Schmitt
6	2nd	12:08	F	EV	Katey Zuraff	Katlin Mack
7	2nd	16:24	B	EV	Annie Ulrikson	Kelan Schmitt
8	3rd	14:10	F	EV	Tess Nejedlo	-
9	3rd	15:39	F	SH	Katherine Nejedlo	Katelin Polakoski

Fond du Lac Co-op	Tot	G	A
2 Katelyn Polakoski	3	0	2
3 Katie Lindsey	0	0	0
6 Reilly Heintz	1	0	0
8 Katherine Nejedlo	9	3	0
9 Kayla Waters	1	0	0
10 Mollie VandeKolk	2	1	0
12 Leah Goral	2	0	0
14 Jessica Lakin	3	0	1
15 Sarah Sullivan	2	0	0
16 Katey Zuraff	2	1	0
18 Katlin Mack	0	0	2
21 Tess Nejedlo	5	1	1
TM TEAM	0	0	0
Totals	30	6	6

Beaver Dam/Randolph	Tot	G	A
4 Katie Ehlenfeldt	2	1	1
6 Cherith Zanghi	1	0	0
10 Annie Ulrikson	1	1	0
13 Erica Ballweg-Larsen	2	0	0
14 Kelan Schmitt	2	1	2
17 Courtney Miller	1	0	0
18 Brittany Baumler	1	0	0
19 Eva Steiner	1	0	0
Totals	11	3	3

Shot by Periods:	1st	2nd	3rd	Total
FOND DU LAC CO-OP	10	12	8	30
BEAVER DAM/RANDOLPH	4	4	3	11

Power Play G-Att (Shots)	F	B
Total	1-3	0-4

Penalties/Minutes by Prd	F	B
1st	6/12	5/10
2nd	0/0	0/0
3rd	0/0	0/0
Total	6/12	5/10

GOALTENDERS	Dec	MIN	GA	EN	1	2	3	Svs
Fond du Lac Co-op	Dec	51:00	3	0	4	1	3	8
1 Jordan Laudloff	W	51:00	3	0	4	1	3	8

Beaver Dam/Randolph	Dec	MIN	GA	EN	1	2	3	Svs
15 Maddi Lockwood	L	51:00	6	0	7	11	6	24

OFFICIALS: Referee: Mike DeLong; Referee: Scott Gavin and Linesman: Guy Roe

Semifinals RIVER FALLS CO-OP 2, MOSINEE CO-OP 1 (2 OT)

Goals by Periods:	1st	2nd	3rd	OT	Total
RIVER FALLS CO-OP	0	1	0	1	2
MOSINEE CO-OP	0	0	1	0	1

#	Prd	Time	Team	Typ	Scored By	Assists
1	2nd	06:35	R	PP	Tara Frey	Tori Klingler/Hailey Rock
2	3rd	04:19	M	PP	Michelle Wanserski	Lindsey Drake
3	OT	03:52	R	EV	Hailey Rock	Alice Cranston/Tanis Klingler

River Falls Co-op	Tot	G	A
3 Darcy Behringer	0	0	0
4 Tanis Klingler	3	0	1
5 Karlyn Sturtevant	5	0	0
6 Tara Frey	7	1	0
7 Lily Cranston	5	0	0
8 Tori Klingler	3	0	1
11 Alice Cranston	7	0	0
18 Hailey Rock	4	1	1
19 Heidi VanDell	4	0	0
23 Nikki Plunkett	3	0	0
TM TEAM	0	0	0
Totals	41	2	4

Mosinee Co-op	Tot	G	A
3 Morgan Pearson	5	0	0
5 Rachel Babiarz	1	0	0
6 Lindsey Drake	1	0	1
8 Tiffany Hladovak	2	0	0
9 Sarah Poirer	1	0	0
10 Genevieve Charles	3	0	0
12 Myranda Hayes	1	0	0
15 Sarah Hull	1	0	0
19 Megan Thiel	3	0	0
20 Michelle Wanserski	4	1	0
21 Sam Hendrickson	1	0	0
24 Cally Gorski	3	0	0
37 Kendra Kunkel	0	0	0
Totals	26	1	1

Shots by Periods:	1st	2nd	3rd	OT	Total
RIVER FALLS CO-OP	17	13	9	12	41
MOSINEE CO-OP	11	9	4	2	26

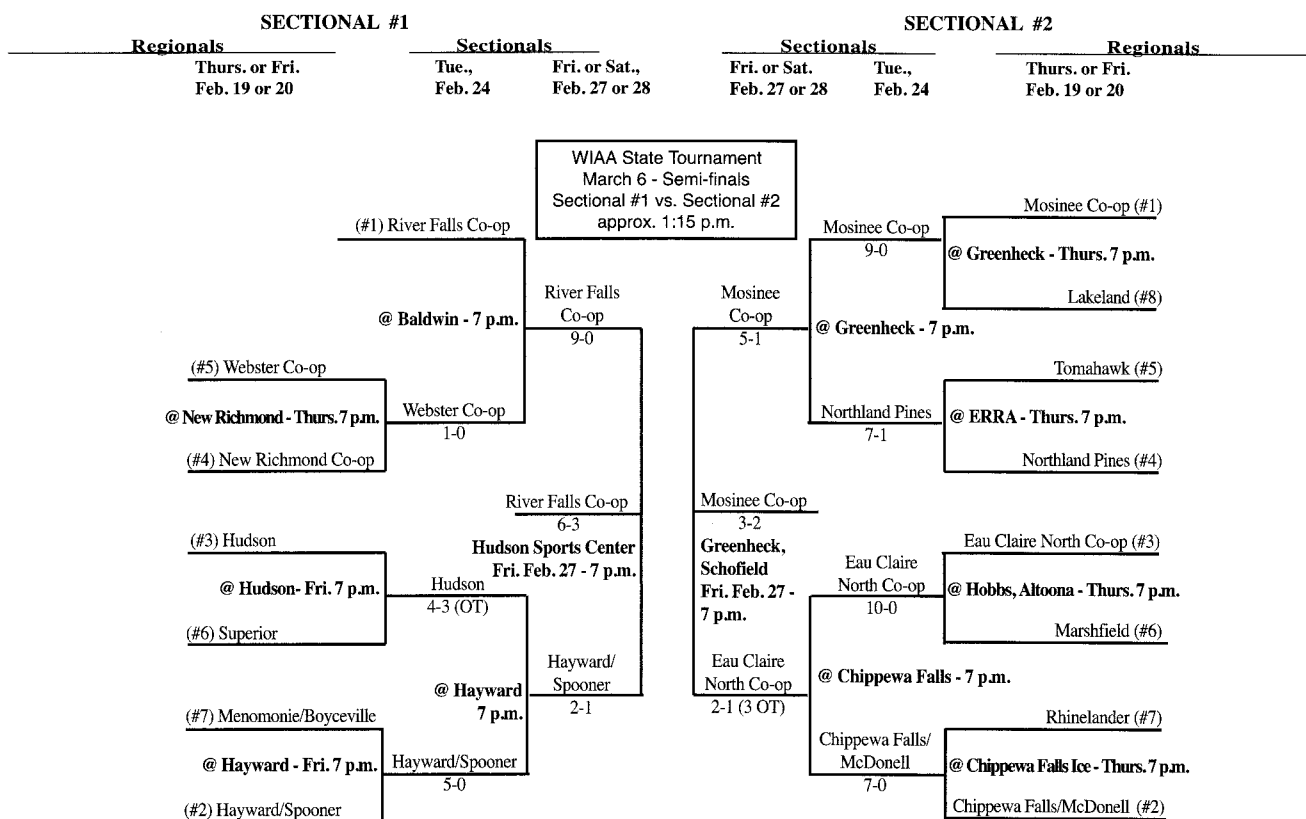
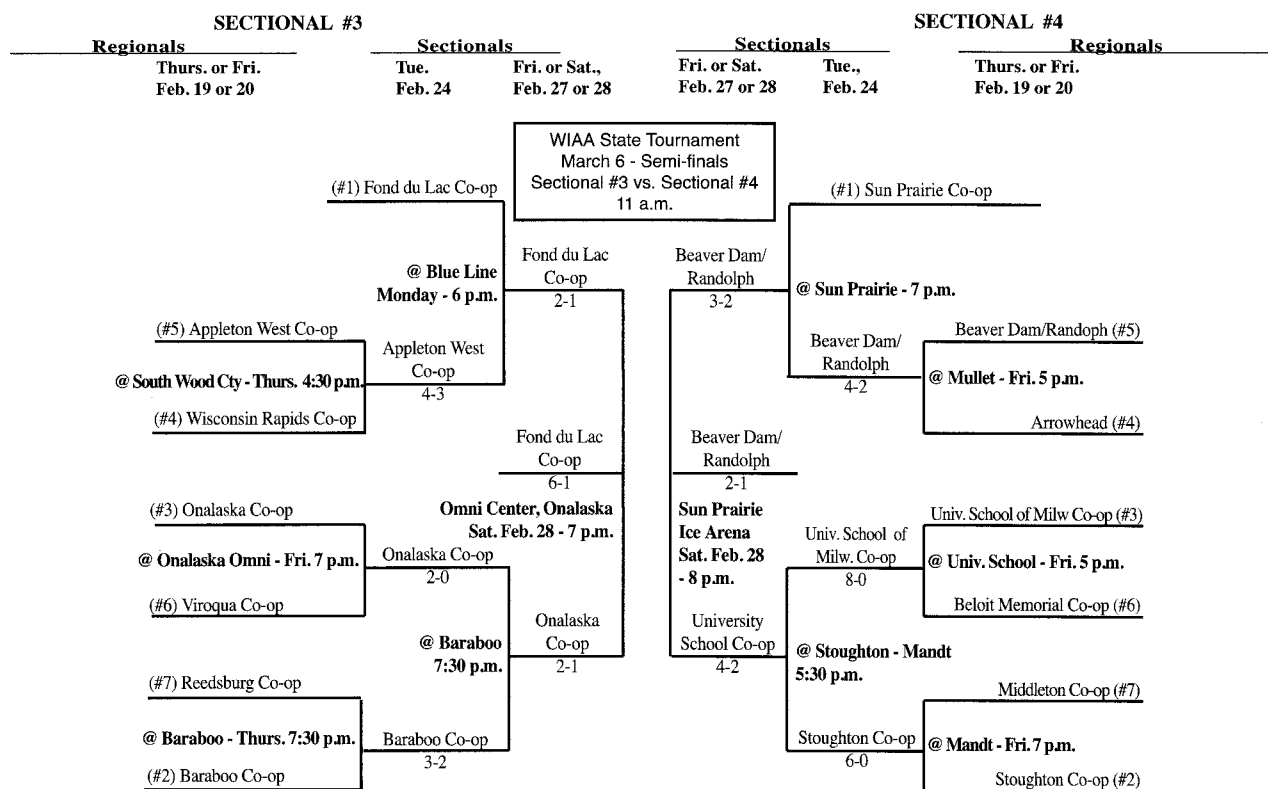
Power Play G-Att (Shots)	R	M
Total	0-2	2-4

Penalties/Minutes by Prd	R	M
1st	4/8	2/4
2nd	0/0	0/0
3rd	0/0	0/0
Total	4/8	2/4

GOALTENDERS	Dec	MIN	GA	EN	1	2	3	OT	Svs
Fond du Lac Co-op	Dec	62:42	1	0	11	9	3	2	25
35 Devin Roen	W	62:42	1	0	11	9	3	2	25
Mosinee Co-op	Dec	62:42	0	0	0	0	0	0	0
6 Lindsey Drake	OTL	00:00	0	0	0	0	0	0	0
30 Hillary Drake		62:42	2	0	7	12	9	11	39

OFFICIALS: Referee: Karl Schmidt; Referee: Tim Fraley and Linesman: Allen Bramstad

2009 Girls Hockey Assignments



State Girls Hockey Champions

Year	Schools	Champion (Coach)	Runner-up (Coach)	Score	Site
2002	6	Hudson (Jim Thies)	Viroqua/Cornerstone Christian/Westby/Youth Initiative (Fred Dick)	3-2	Madison (Coliseum)
2003	7	Hudson (Jim Thies)	Fond du Lac/Waupun (Mike Cowan, Brian Jones & Randy Bentley)	3-2 (OT)	Madison (Coliseum)
2004	7	Fond du Lac/Campbellsport/Waupun (Mike Cowan)	Superior (Scott VanDamme)	2-1	Madison (Coliseum)
2005	8	Superior (Scott VanDamme)	Onalaska (Mark Wagner)	3-0	Madison (Coliseum)
2006	14	Fond du Lac/Waupun (Mike Cowan)	Onalaska (Mark Wagner)	5-1	Madison (Coliseum)
2007	23	Appleton West/North/East (Patrick Dier)	Chippewa Falls/McDonell Central (Andy Skelton)	4-2	Madison (Coliseum)
2008	25	Mosinee/D.C. Everest/Wausau East/West (Dennis Drake)	Fond du Lac/Saint Mary's Springs/Waupun (Mike Cowan)	5-0	Madison (Coliseum)
2009	29	River Falls Co-op (Matt Cranston)	Fond du Lac/Saint Mary's Springs/Waupun (Mike Cowan)	10-4	Madison (Coliseum)

State Participants

Appleton West/North/East (2-0) – 2007 (2-0)

Baraboo (0-1) – 2005 (0-1)

Beaver Dam/Randolph (0-1) – 2009 (0-1)

Chippewa Falls/McDonell Central (1-2) – 2007 (1-1), 2008 (0-1)

Fond du Lac/Campbellsport/Waupun (2-1) – 2004 (2-0), 2005 (0-1)

Fond du Lac/Waupun (3-2) – 2002 (0-1), 2003 (1-1), 2006 (2-0)

Fond du Lac/Saint Mary's Springs/Waupun (2-2) – 2008 (1-1), 2009 (1-1)

Hudson (4-1) – 2002 (2-0), 2003 (2-0), 2006 (0-1)

Mosinee/D.C. Everest/Wausau East/West (2-1) – 2008 (2-0), 2009 (0-1)

New Richmond/Osceola/Somerset (0-1) – 2004 (0-1)

Northland Pines (0-2) – 2007 (0-1), 2008 (0-1)

Onalaska (2-6) – 2002 (0-1), 2003 (0-1), 2004 (0-1), 2005 (1-1), 2006 (1-1), 2007 (0-1)

River Falls/Baldwin-Woodville/Elmwood/Glenwood City/Saint Croix Central/Spring Valley (2-0) – 2009 (2-0)

Superior (3-3) – 2003 (0-1), 2004 (1-1), 2005 (2-0), 2006 (0-1)

Viroqua/Cornerstone Chr./Westby/Youth In. (1-1) – 2002 (1-1)

Boys Soccer

The WIAA began sponsoring a tournament program in boys soccer in 1982. Whitefish Bay won the first team championship by defeating Brookfield East, 2-0, in the title game.

The first State Tournament was held at Menomonee Falls. It moved to Neenah in 1983 and was held in

Madison from 1988-2002. In 2003, the State Tournament was moved to its current location at Uihlein Soccer Park in Milwaukee.

In 1992, a two-division format was instituted for the first time, with eight schools in the Division 1 State tournament and four schools in Division 2. The three-division

format was introduced in 2002. Eight schools qualified in Division 1 and four qualified in Divisions 2 and 3.

Marquette has won six championships to lead all schools. Whitefish Bay has won four championships while Cedarburg, Madison West, Neenah, Notre Dame and Xavier have won three. Brookfield East, Homestead, Sheboygan County Christian, The Prairie School and Wauwatosa East have each won two.

Neenah has appeared in the most State Tournaments with 14. Brookfield East is next with 13. Madison West and Racine Horlick have each appeared in 12, and Middleton and Whitefish Bay are

the only other programs in double-figures with 10 appearances.

Marquette is the only school to win four consecutive titles (2000-03). Madison West, Neenah, Sheboygan County Christian, The Prairie School, Whitefish Bay and Xavier have won back-to-back titles. Whitefish Bay (1982-83), Neenah (1985-86) and Madison West (1987-88) each won consecutive titles when the tournament featured a one-division format.

Whitefish Bay is the only school that has won back-to-back titles twice, winning consecutive championships in 1982-83 and then winning a Division 1 championship in 1994 followed by a Division 2 title in 1995.



MARQUETTE UNIVERSITY H.S. – BOYS SOCCER CHAMPIONS (DIVISION 1) – 2008-2009

Team members: Brian Carr, Dan Donovan, Dorian O'Lochlayne, Sam Sladky, Chris Eberle, Steven Pentler, Vinny Kennedy, Robby Boyd, Michal Flejsierowicz, Alex Megna, Mike Roettgers, Stephen Olsen, Dominic Clark, Jack McDermott, Robert Jarosz, Alberto Valle, Gustavo Esquivel, Justin Farrar-Foley, Mark Haas, Danny Nelson, Brock Menard, Mike Greene, Brian Wright, Jacob Stack.



NOTRE DAME – BOYS SOCCER CHAMPIONS (DIVISION 2) – 2008-2009

Team members: Tony Klingert, Vince Krma, Jordan Bonal, Eric Perkovich, Peter Sedlar, Charlie Kelley, Matthew Benes, Bryan Sullivan, Andrew Ribeiro, Anthony Santaga, Alexander Ribeiro, Chris Spaulding, Matt Bouche, Michael Herald, Nick VandeCastle, Bill Bins, Joey Grzelak, Patrick Birder, Thomas Metzler, Alex Kropp, Jacob Hall, Marty Thompson.



COLUMBUS – BOYS SOCCER CHAMPIONS (DIVISION 3) – 2008-2009

Team members: T.J. Francis, Sam Creemers, Jeff Shultz, Mike Poser, Sean Williams, Jordan Pauls, Brandon Lambert, Aaron Kast, Jordan Roberts, Dalton Bloem, Carl Cotter, Pat Fogarty, Charlie Calvo, Cody Sebal, Andrew McNulty, Beau Berry, Delon O'Neil, Jason Anderson, Wyatt Caldwell, Jarred Rego, Windsor Molnar.

State Championships

Uihlein Soccer Park – Milwaukee – November 6-8, 2008

DIVISION 1 CHAMPIONSHIP

Marquette University H.S. 5, Muskego 0

GOALS BY PERIOD	1	2	Tot
Marquette University H.S.	2	3	5
Muskego	0	0	0
	MA	MU	
Shots	22	3	
Corner Kicks	8	1	
Saves	0	6	
Fouls	21	9	

INDIVIDUAL SHOTS/SHOTS ON GOAL

MA – Dorian O'Lochlayne 1/1, Robby Boyd 4/1, Michal Flejsierowicz 3/2, Robert Jarosz 3/3, Alberto Valle 5/2, Mark Haas 1/0, Danny Nelson 2/1, Brian Wright 2/0, Steven Pentier 1/1.

MU – Kurt Knolle 1/0, Riley Weiner 1/0, Christian Stiober 1/0

SCORING SUMMARY

(16:56) MA Robert Jarosz (Michal Flejsierowicz); (32:16) MA Steven Pentier (Alberto Valle); (44:42) MA Alberto Valle (un-

assisted); (61:10) MA Michal Flejsierowicz (Brian Wright); (62:24) MA Robby Boyd (unassisted)

GOALKEEPER

MA – Dan Donovan (74:59) - Goals 0, Saves 0; Brian Carr (5:01) - Goals 0, Saves 0

MU – Zach Sprecher (72:59) - Goals 5, Saves 6; Darin Gaza (7:01) - Goals 0, Saves 0

DIVISION 1 SEMIFINAL

Marquette University H.S. 1, Homestead 0 (OT)

GOALS BY PERIOD	1	2	OT	Tot
Marquette University H.S.	0	0	1	1
Homestead	0	0	0	0
	MA	HO		
Shots	22	3		
Corner Kicks	10	1		
Saves	1	9		
Fouls	13	9		

INDIVIDUAL SHOTS/SHOTS ON GOAL

MA – Dorian O'Lochlayne 2/2, Robby Boyd 5/3, Michal

Flejsierowicz 3/1, Jack McDermott 2/0, Robert Jarosz 2/2, Alberto Valle 4/1, Mark Haas 2/0, Danny Nelson 1/0, Brian Wrights 1/1.

HO – Carson Francis 2/1, Andrew Wiedebach 1/0.

SCORING SUMMARY

(87:02) MA Brian Wright (Alberto Valle)

GOALKEEPER

MA – Dan Donovan (87:02) - Goals 0, Saves 1

HO – Kevin Henneck (87:02) - Goals 1, Saves 9

DIVISION 1 SEMIFINAL

Muskego 2, Milton 0

GOALS BY PERIOD	1	2	Tot
Muskego	1	1	2
Milton	0	0	0
	MU	MI	
Shots	14	8	
Corner Kicks	9	4	
Saves	1	6	
Fouls	16	15	

Boys Soccer

INDIVIDUAL SHOTS/SHOTS ON GOAL

MU – Kurt Knolle 3/1, Matt Evanoff 3/3, Riley Weiner 1/1, Justin Durovy 1/0, Christian Stiober 2/1, Tim Dahl 3/2, Lance Rank 1/0.

MI – Luke Novak 3/1, Adam Lysak 2/0, Eddie Berlanga 2/0, Joel Addie 1/0

SCORING SUMMARY

(10:22) MU Tim Dahl (unassisted); (45:45) MU Kurt Knolle (Tim Dahl)

GOALKEEPER

MU – Zach Sprecher (80:00) - Goals 0, Saves 1
MI – Nick Hallett (80:00) - Goals 2, Saves 6

DIVISION 1 QUARTERFINAL

Marquette University H.S. 4, Neenah 1

GOALS BY PERIOD	1	2	Tot
Neenah	0	1	1
Marquette University H.S.	2	2	4

NE MA

Shots	2	13
Corner Kicks	5	4
Saves	0	0
Fouls	11	12

INDIVIDUAL SHOTS/SHOTS ON GOAL

NE – Alexander Scott 2/1.

MA – Dorian O'Lochlayne 1/0, Robby Boyd 3/1, Michal Flejsierowicz 2/0, Jack McDermott 1/0, Alberto Valle 1/0, Mark Haas 1/0, Brock Menard 2/2, Vinny Kennedy 1/1, Robert Jarosz 1/0.

SCORING SUMMARY

(11:10) MA Robby Boyd (unassisted); (13:16) MA Brock Menard (Dorian O'Lochlayne); (47:46) NE Alexander Scott (Jacob Kleinschmidt); (63:55) MA Brock Menard (Dorian O'Lochlayne); (76:43) MA Vinny Kennedy (unassisted)

GOALKEEPER

NE – Samuel Wangelin (72:19) - Goals 3, Saves 0; David Bennett (7:41) - Goals 1, Saves 0

MA – Dan Donovan (80:00) - Goals 1, Saves 0

DIVISION 1 QUARTERFINAL

Homestead 2, Eau Claire Memorial 1

GOALS BY PERIOD	1	2	Tot
Eau Claire Memorial	0	1	1
Homestead	2	0	2

EC HO

Shots	4	12
Corner Kicks	2	2
Saves	5	2
Fouls	10	10

INDIVIDUAL SHOTS/SHOTS ON GOAL

EC – Kyle Spencer 2/1, Jacob Tio 1/1, Neil Klingensmith 1/1.

HO – Carson Francis 3/0, Stephen Sullivan 1/1, Gabe Genovesi 1/1, Mike Karp 3/2, Andrew Wiedabach 2/2, Connor FitzGerald 1/0.

SCORING SUMMARY

(25:06) HO Andrew Wiedabach (unassisted); (35:58) HO Stephen Sullivan (Carson Francis); (78:12) EC Jacob Tio (penalty kick)

GOALKEEPER

EC – Elek Lane (80:00) - Goals 2, Saves 5; HO – Kevin Henneck (80:00) - Goals 1, Saves 2

DIVISION 1 QUARTERFINAL

Muskego 3, Madison West 0

GOALS BY PERIOD	1	2	Tot
Madison West	0	0	0
Muskego	1	2	3

MW MU

Shots	6	11
Corner Kicks	2	3
Saves	2	1
Fouls	11	17

INDIVIDUAL SHOTS/SHOTS ON GOAL

MW – Pun Winichakul 1/1, Alex Bernhardt 1/0, Ben Bauch 1/0, Paul Lund 1/0, Paul Domann 1/0, Zach Sweeney 1/0.

MU – Kurt Knolle 2/0, Justin Durovy 1/0, Andy Ksobiech 1/1, Tim Dahl 4/1, Tim Hoffman 1/1, Zak DeGrave 1/1, Matt Bykowski 1/1.

SCORING SUMMARY

(18:59) MU Tim Dahl (Christian Stiober); (52:07) MU Andy Ksobiech (Kurt Knolle); (74:34) MU Tim Hoffman (Andy Zirzow)

GOALKEEPER

MW – Keenan Smith (80:00) - Goals 3, Saves 2; MU – Zach Sprecher (80:00) - Goals 0, Saves 1

DIVISION 1 QUARTERFINAL

Milton 2, Green Bay Preble 1

GOALS BY PERIOD	1	2	Tot
Green Bay Preble	1	0	1
Milton	1	1	2

GB MI

Shots	12	12
Corner Kicks	10	8
Saves	3	4
Fouls	8	15

INDIVIDUAL SHOTS/SHOTS ON GOAL

GB – Andrew Stone 5/2, Cesar Lopez 1/0, Uzi Amezquita 1/0, Magic Vang 1/0, Matt Cromier 2/2, Tyler Hoops 1/1, Sean Boulanger 1/0.

MI – Luke Novak 5/1, Adam Lysak 3/2, Laszlo Tarjan 2/1, Cole Aschenbrenner 1/1, Joel Addie 1/0.

SCORING SUMMARY

(16:39) MI Adam Lysak (unassisted); (28:11) GB Matt Cromier (unassisted); (37:12) MI Cole Aschenbrenner (Adam Lysak)

GOALKEEPER

GB – Erik Tauschek (80:00) - Goals 2, Saves 3
MI – Nick Hallett (80:00) - Goals 1, Saves 4

DIVISION 2 CHAMPIONSHIP

Notre Dame 3, Catholic Memorial 2

GOALS BY PERIOD	1	2	Tot
Catholic Memorial	2	0	2
Notre Dame	2	1	3

CM ND

Shots	9	14
Corner Kicks	3	3
Saves	7	3
Fouls	12	11

INDIVIDUAL SHOTS/SHOTS ON GOAL

CM – Shaun Knapp 1/0, Aaron Horvat 3/2, Joey Chiapetta 2/1, Conor O'Halloran 1/1, Jimmy Delforge 1/0, Eric Schoendorf 1/1.

ND – Bryan Sullivan 2/1, Andrew Ribeiro 3/3, Anthony Santana 4/3, Bill Bins 2/2, Joey Grzelak 3/1.

SCORING SUMMARY

(2:24) ND Anthony Santana (unassisted); (22:00) ND Andrew Ribeiro (unassisted); (22:41) CM Conor O'Halloran (penalty kick); (39:57) CM Aaron Horvat (unassisted); (56:27) ND Anthony Santana (Bryan Sullivan)

GOALKEEPER

CM – Tim Shore (80:00) - Goals 3, Saves 7
ND – Troy Klingert (80:00) - Goals 2, Saves 3

DIVISION 2 SEMIFINAL

Catholic Memorial 4, Dodgeville/Mineral Point 0

GOALS BY PERIOD	1	2	Tot
Dodgeville/Mineral Point	0	0	0
Catholic Memorial	2	2	4

D/MP CM

Shots	2	26
Corner Kicks	2	11
Saves	12	2
Fouls	8	9

INDIVIDUAL SHOTS/SHOTS ON GOAL

D/MP – Abe Pustina 1/1, Kelly Heuer 1/1.

CM – Shaun Knapp 3/1, Aaron Horvat 4/4, Danny Smith 1/1, Conor O'Halloran 3/1, Eric Schoendorf 4/2, Karl Kallio 2/2, Alden Bennett 7/4, Luc Rondeau 1/0, Greg Plechaty 1/1.

SCORING SUMMARY

(13:25) CM Aaron Horvat (Karl Kallio); (31:13) CM Greg Plechaty (Jordan Beres); (54:44) CM Karl Kallio (Greg Plechaty); (58:04) CM Aaron Horvat (unassisted)

GOALKEEPER

D/MP – Jacob Hulbert (71:21) - Goals 4, Saves 12; Nic Smith (8:39) - Goals 0, Saves 0

CM – Tim Shore (71:21) - Goals 0, Saves 1; Dan Walden (8:39) - Goals 0, Saves 1

DIVISION 2 SEMIFINAL

Notre Dame 2, Pewaukee 1

GOALS BY PERIOD	1	2	Tot
Notre Dame	0	2	2
Pewaukee	1	0	1

ND PE

Shots	6	4
Corner Kicks	5	2
Saves	2	1
Fouls	12	10

INDIVIDUAL SHOTS/SHOTS ON GOAL

ND – Bryan Sullivan 2/2, Andrew Ribeiro 1/0, Anthony Santana 2/0, Marty Thompson 1/0; Team 1/1.

PE – Luke Weisemann 2/1, David Czerwinski 1/1, Marty Gostisha 1/1.

SCORING SUMMARY

(27:54) PE Marty Gostisha (unassisted); (43:08) ND Bryan Sullivan (unassisted); (77:22) ND Team Own Goal (unassisted)

GOALKEEPER

ND – Troy Klingert (80:00) - Goals 1, Saves 2
PE – Mike Wedeward (80:00) - Goals 2, Saves 1

DIVISION 3 CHAMPIONSHIP

Columbus 3, McDonell Central/Regis 2

GOALS BY PERIOD	1	2	Tot
McDonell Central/Regis	1	1	2
Columbus	2	1	3

MC/R CO

Shots	11	23
Corner Kicks	4	4
Saves	7	0
Fouls	20	8

INDIVIDUAL SHOTS/SHOTS ON GOAL

MC/R – Matt Fialkowski 3/0, Will Shifeling 4/1, Cory Arneson 1/0, Marc Santolin 3/1.

CO – Jeff Shultz 4/2, Mike Poser 2/1, Jordan Pauls 2/1, Aaron Kast 1/0, Jordan Roberts 7/2, Charlie Calvo 6/3, Dalton Bloom 1/1.

SCORING SUMMARY

(7:14) MC/R Marc Santolin (Matt Fialkowski); (13:11) CO Jordan Roberts (unassisted); (14:49) CO Jeff Shultz (unassisted); (59:38) CO Jeff Shultz (unassisted); (78:45) MC/R Will Shifeling (Cory Arneson)

GOALKEEPER

MC/R – Chris Eckes (80:00) - Goals 3, Saves 7
CO – T.J. Francis (80:00) - Goals 2, Saves 0

DIVISION 3 SEMIFINAL

McDonell Central/Regis 1, Univ. School of Milw. 1 (McDonell Central/Regis advances by 7-6 SO)

GOALS BY PERIOD	1	2	OT	Tot
McDonell Central/Regis	1	0	0	1
University School of Milwaukee	1	0	0	1

MC/R UM

Shots	10	15
Corner Kicks	9	4
Saves	7	4
Fouls	9	16

INDIVIDUAL SHOTS/SHOTS ON GOAL

MC/R – Will Shifeling 3/3, Cory Arneson 4/1, Grant Mickesh 1/0, Patrick Arriola 1/1, Marc Santolin 1/0.

UM – Ben Rahming 2/0, Joseph Horowitz 4/2, Ryan Stewart 2/1, Andrew Hendrickson 2/2, Scott Walker 5/3.

SCORING SUMMARY

(73:30) MC/R Patrick Arriola (Will Shifeling); (7:52) UM Andrew Hendrickson (Josh Baker); (100:00) MC/R Will Shifeling (shoot-out goal); (100:00) MC/R Cory Arneson (shoot-out goal); (100:00) MC/R Grant Mickesh (shoot-out goal); (100:00) MC/R Alex Pieterick (shoot-out goal); (100:00) MC/R Alex Flunker (shoot-out goal); (100:00) MC/R Ryan Kozuch (shoot-out goal); (100:00) MC/R Lucas Roth (shoot-out goal); (100:00) UM Scott Walker (shoot-out goal); (100:00) UM Ben Rahming (shoot-out goal); (100:00) UM Charlie James (shoot-out goal); (100:00) UM Joseph Horowitz (shoot-out goal); (100:00) UM Ryan Stewart (shoot-out goal); (100:00) UM Max Wernecke (shoot-out goal)

GOALKEEPER

MC/R – Chris Eckes (100:00) - Goals 1, Saves 7
UM – Andrew Stewart (100:00) - Goals 1, Saves 4

DIVISION 3 SEMIFINAL

Columbus 1, New Holstein 1 (Columbus advances by 5-3 SO)

GOALS BY PERIOD	1	2	OT	2OT	Tot
New Holstein	0	1	0	0	1
Columbus	1	0	0	0	1

NH CO

Shots	21	5
Corner Kicks	9	2
Saves	1	5
Fouls	7	14

INDIVIDUAL SHOTS/SHOTS ON GOAL

NH – Jimmy Hall 1/0, Marc Popp 3/0, Mike Forstner 10/4, Jeremy Ott 3/2, Eric Turba 1/0, Ryan Goebel 2/0, Derek Diefenthaler 1/0.

CO – Jordan Roberts 1/0, Charlie Calvo 4/2.

SCORING SUMMARY

(2:08) C Charlie Calavo (unassisted); (56:37) NH Jeremy Ott (penalty kick); (100:00) MH Mike Forstner (shoot-out goal); (100:00) NH Jimmy Hall (shoot-out goal); (100:00) NH Sam Nisler (shoot-out goal); (100:00) CO Jeff Shultz (shoot-out goal); (100:00) CO Charlie Calvo (shoot-out goal); (100:00) CO Mike Poser (shoot-out goal); (100:00) CO Aaron Kast (shoot-out goal); (100:00) CO Delon O'Neil (shoot-out goal)

GOALKEEPER

NH – Sam Nisler (100:00) - Goals 1, Saves 1
CO – T.J. Francis (100:00) - Goals 1, Saves 5

2008 Boys Soccer Assignments – Division 1

SECTIONAL #4		SECTIONAL #8	
Regionals		Regionals	
Thurs., Oct. 23	Sat., Oct. 25	Thurs., Oct. 30	Thurs., Oct. 23
Neenah (#1) @ Neenah 7 p.m.	Neenah 4-0	Neenah 1-1 (3-1 SO)	Marquette Univ. H.S. (#1) Mil. Wa./Mad./Mar./NW (#16)
Oshkosh West (#16)	@ Neenah 1 p.m.	Neenah	Marquette Univ. H.S. 11-0
Appleton West (#8)	Appleton West 3-1	@ Neenah 7 p.m.	@ Marq. Univ. H.S. * 5 p.m.
@ Appleton West 7 p.m. Slinger (#9)		Neenah 4-2	Franklin 2-0
Wis. Rapids Lincoln (#5)	Wis. Rapids Lincoln 0-0 (SO 5-4)	Fond du Lac 3-2	Milwaukee King (#8)
@ Wis. Rapids Linc. 7 p.m.	@ Neenah 3 p.m.	Neenah 2-0	@ Milw. King 6:30 p.m.% Franklin (#9)
West Bend East (#12)	Fond du Lac 2-1	@ FOND DU LAC 1 p.m.	Milwaukee Hamilton (#5)
Fond du Lac (#4)		Appleton North 1-0 (OT)	@ Cudahy/St. Fr. 4 p.m. Cudahy/Saint Francis (#12)
@ Fond du Lac 7 p.m.		@ Hartford Union 3:30 p.m.	Oak Creek (#4)
Appleton East (#13)		Hartford Union 2-1 (2 OT)	@ Oak Creek MS 4 p.m. Milw. Pulaski/Arts (#13)
Menasha (#6)	Oshkosh North 2-1	Appleton North	South Milwaukee (#6)
@ Oshkosh North 7 p.m.	@ Hartford Union 1 p.m.	Hartford Union	@ So Milwaukee 6 p.m. Milwaukee South (#11)
Oshkosh North (#11)	Appleton North 5-1	Nicolet 3-1	@ Whitefish Bay 5 p.m.
Appleton North (#3)		@ SOUTH MILWAUKEE 1 p.m.	Nicolet (#3)
@ Appleton North 4 p.m.		Nicolet 2-0	@ Nicolet 7 p.m. Milw. Bradley Tech. (#14)
West Bend West (#14)		Whitefish Bay 5-0	Milw. Riverside Univ. (#7)
Stevens Point (#7)	Stevens Point 2-1 (2 OT)	Whitefish Bay	@ Greenfield 4 p.m. ** Greenfield (#10)
@ Stevens Point 5 p.m.	@ Hartford Union 3 p.m.	Greenfield 2-0	Whitefish Bay (#2)
Grafton (#10)	Hartford Union 4-0	Whitefish Bay 15-1	@ Whitefish Bay 7 p.m. Milw Bay View (#15)
Hartford Union (#2)			
@ Hartford Un. 3:30 p.m.			
Hortonville (#15)			

* Quad Park
% South Stadium
** Alverno

SECTIONAL #1		SECTIONAL #7	
Regionals		Regionals	
Thurs., Oct. 23	Sat., Oct. 25	Thurs., Oct. 30	Thurs., Oct. 23
Hudson (#1) @ Hudson 4 p.m.	Hudson 9-1	Hudson 5-0	Arrowhead (#1) Arrowhead 6-0
Superior (#8)	@ Hudson 6 p.m.	Eau Claire Memorial 1-0	@ Arrowhead 4:30 p.m. Milwaukee Vincent (#16)
New Richmond (#5)	New Richmond 2-2 (SO 5-4)	@ Hudson 6 p.m.	Cedarburg (#8)
@ River Falls 3 p.m.		Eau Claire Memorial	@ Cedarburg 7 p.m. Hamilton (#9)
River Falls (#4)		Eau Claire Memorial 1-0 (2 OT)	Brookfield Central (#5)
Eau Claire Memorial (#3)	Eau Claire Memorial 4-2	Eau Claire Memorial 4-0	@ Brook. Central 7 p.m. New Berlin Eisen. (#12)
@ E.C. Mem. 3:30 p.m.	@ Hudson 4 p.m.	@ WAUSAU WEST 1 p.m.	Homestead (#4)
Chippewa Falls (#6)	Eau Claire North 7-1	Marshfield 1-0	@ Homestead 7 p.m. Whitnall (#13)
Menomonie (#7)		Rhineland 1-0	Menomonee Falls (#6)
@ Eau Cl. No. 3:30 p.m.		@ Marshfield 3:30 p.m.	@ Meno. Falls 7 p.m. Wauwatosa East (#11)
Eau Claire North (#2)		Rhineland 2-1 (OT)	Pius XI (#3)
Marshfield (#1)	Marshfield 5-0	Brookfield Central 7 p.m.	@ Pius XI 6:30 p.m.* West Allis Hale (#14)
@ Marshfield 3:30 p.m.	@ Marshfield 1 p.m.	Brookfield Central	Germantown (#7)
Antigo (#8)	Wausau West 4-1	Brookfield East 7 p.m.	@ Germantown 7 p.m. Wauwatosa West (#10)
Lakeland (#5)		Brookfield East	Brookfield East (#2)
@ Wausau West 3:30 p.m.		Brookfield East 2-0	@ Brook East 7 p.m. West Allis Central (#15)
Wausau West (#4)			
Rhineland (#3)	Rhineland 2-0		
@ Rhineland 3:30 p.m.	@ Marshfield 3 p.m.		
Wausau East (#6)			
Merrill (#7)	D. C. Everest 1-0		
@ D. C. Everest 7 p.m.			
D. C. Everest (#2)			

* WI Lutheran College

2008 Boys Soccer Assignments – Division 1

SECTIONAL #3				SECTIONAL #5			
Regionals		Sectionals		Sectionals		Regionals	
Thurs., Oct. 23	Sat., Oct. 215	Thurs., Oct. 30	Sat., Nov. 1	Sat., Nov. 1	Thurs., Oct. 30	Sat., Oct. 25	Thurs., Oct. 23
Madison West (#1) @ Madison West 4 p.m.* Holmen (#16)	Madison West 8-0 @ Madison West * 4 p.m.	Madison West 4-0	Game 3 WIAA State Tournament Nov. 6 - Quarterfinals - 5 p.m. Sectional #3 vs. Sectional #5 Uihlein Soccer Park - Milwaukee	Muskego 6-0	Muskego 7-1	Muskego (#1) @ Muskego 6 p.m. DeForest (#16)	
Onalaska (#8) @ Onalaska 7 p.m. Sparta (#9)	Onalaska 3-2 (OT)	@ Madison West * 4:30 p.m.		Muskego 3-0	@ Muskego 7 p.m.	Waterford 4-4 (SO 5-4) @ Waterford 6:15 p.m. Sun Prairie (#9)	
Sauk Prairie (#5) @ Waunakee H.S. 5 p.m. La Crosse Central (#12)	Sauk Prairie 4-0 @ Madison West * 6 p.m.	Verona Area 2-1		Muskego 1-0	Greendale 2-1 (2 OT)	Monona Grove 2-0 @ Monona Grove 6 p.m.* Watertown (#12)	
Verona Area (#4) @ Verona Area 4 p.m. Baraboo (#13)	Verona Area 2-0	Madison West 2-1		@ BEAVER DAM 1 p.m.	Madison La Follette 1-0 (OT)	Greendale 3-1 @ Greendale 6:30 p.m. Waukesha South (#13)	
Middleton (#6) @ Middleton 6:30 p.m. Portage/Poynette (#11)	Middleton 4-1 @ Waunakee 3 p.m.	@ MIDDLETON 1 p.m.		Kettle Moraine 2-0	Kettle Moraine 3:30 p.m.	Madison La Follette 1-0 @ Mad. La Fol. 7 p.m.# Waukesha West (#11)	
Waunakee (#3) @ Waunakee 7 p.m. La Crosse Logan (#14)	Waunakee 10-0	Madison Memorial 3-1		@ Kettle Moraine 11 a.m.	Kettle Moraine 4-0	Waukesha North 2-0 @ Mukwonago 6:30 p.m. Waukesha North (#14)	
Oregon (#7) @ Tomah 4 p.m. Tomah (#10)	Oregon 3-0 @ Waunakee 5 p.m.	Madison Memorial 3-0		@ Kettle Moraine 3:30 p.m.	Kettle Moraine 7-0	Madison East (#7) @ Madison East 6 p.m.** Oconomowoc (#10)	
Madison Memorial (#2) @ Mad. Memorial 5 p.m.# Reedsburg Area (#15)	Madison Memorial 11-0	* Warner Park # Breese Stevens				Kettle Moraine (#2) @ Kettle Mor. 3:45 p.m. Beaver Dam (#15)	

SECTIONAL #2				SECTIONAL #6			
Regionals		Sectionals		Sectionals		Regionals	
Thurs., Oct. 23	Sat., Oct. 215	Thurs., Oct. 30	Sat., Nov. 1	Sat., Nov. 1	Thurs., Oct. 30	Sat., Oct. 25	Thurs., Oct. 23
Green Bay Preble (#1) @ Gr. Bay Preble 7 p.m. Green Bay West (#16)	Green Bay Preble 5-0 @ Kaukauna 6 p.m.	Green Bay Preble 3-0	Game 4 WIAA State Tournament Nov. 6 - Quarterfinals - 7 p.m. Sectional #2 vs. Sectional #6 Uihlein Soccer Park - Milwaukee	Kenosha Tremper 3-0	Kenosha Tremper 6-0	Kenosha Tremper (#1) @ Ken. Tremper 7 p.m. Wilmot Union (#16)	
Kaukauna (#8) @ Kaukauna 7 p.m. Pulaski (#9)	Kaukauna 2-1 (OT)	@ Green Bay Preble 6:30 p.m.		Milton 2-1	@ Kenosha Tremper 3 p.m.	Racine Horlick 1-0 (2 OT) @ Rac Horlick 3 p.m.* Racine Horlick (#9)	
Ashwaubenon (#5) @ Ashwaubenon 4:30 p.m. Green Bay East (#12)	Green Bay East 3-2 (OT) @ Kaukauna 4 p.m.	Bay Port 3-1		Milton 2-0	Milton 7-0	Janesville Craig 2-1 @ Kenosha Tremper * 3 p.m.	
Bay Port (#4) @ Bay Port 6:30 p.m. Shawano Community (#13)	Bay Port 2-0	Green Bay Preble 2-2 (SO 3-0)		@ WILMOT UNION 1 p.m.	Badger 2-0	Milton 7-1 @ Milton 7 p.m. Westosha Central (#13)	
Green Bay Southwest (#6) @ Kimberly 7 p.m. Kimberly (#11)	Kimberly 1-0 @ Sheboygan South 5 p.m.	@ ASHWAUBENON 1 p.m.		Badger 3-1	@ Racine Park## 11 a.m.	Elkhorn Area 3-0 @ Elkhorn Area 7 p.m. Beloit Memorial (#11)	
Sheboygan South (#3) @ Sheboygan South 7 p.m. Manitowoc Lincoln (#14)	Sheboygan South 2-1	Sheboygan South 3-0			Racine Park 1-0	Badger 5-0 @ Badger 5 p.m. Janesville Parker (#14)	
Plymouth (#7) @ Plymouth 4 p.m. Sheboygan North (#10)	Plymouth 6-0 @ Sheboygan South 7 p.m.	Sheboygan South 2-0			Racine Park 5-0	Kenosha Bradford (#7) @ Ken. Bradford 5 p.m. Fort Atkinson (#10)	
De Pere (#2) @ New London 4 p.m. New London (#15)	De Pere 2-0	Plymouth 1-1 (4-3 SO)				Racine Park (#2) @ Racine Park 1 p.m.# Burlington (#15)	

* Ameche Field
Racine Park HS

2008 Boys Soccer Assignments – Division 2

SECTIONAL #1				SECTIONAL #4			
Regionals		Sectionals		Sectionals		Regionals	
Thurs., Oct. 23	Sat., Oct. 25	Thurs., Oct. 30	Sat., Nov. 1	Sat., Nov. 1	Thurs., Oct. 30	Sat., Oct. 25	Thurs., Oct. 23
Northland Pines (#1) @ Northland Pines 4 p.m. Spooner (#8)	Northland Pines 5-1 @ Northland Pines 1 p.m.	Northland Pines 2-0	Northland Pines 2-0	Port Washington 4-0	Port Washington 5-0	Port Washington 6-0	Port Washington (#1) @ Port Washington 7 p.m. Kewaskum (#8)
Osceola (#5) @ Ashland 4 p.m.* Ashland (#4)	Ashland 8-0	@ Northland Pines 3 p.m.	Northland Pines 2-0	Port Washington 7 p.m.	@ Port Washington 7 p.m.	Waupun 3-0	Brown Deer (#5) @ Waupun 4 p.m. Waupun (#4)
Hayward (#3) @ Hayward 4:30 p.m. Mosinee (#6)	Hayward 4-1 @ Northland Pines 3 p.m.	Amery 1-0	Dodgeville/ Mineral Point 1-1 (SO 3-2)	Catholic Memorial 1-0 (OT)	Sheboygan Falls 0-0 (4-3 SO)	Kiel 1-0	Kiel (#3) @ Kiel 4 p.m. Two Rivers (#6)
Rice Lake (#7) @ Amery 4 p.m. Amery (#2)	Amery 3-0	@ STEVENS POINT** 1 p.m.	Dodgeville/ Mineral Point 1-0	@ PORT WASHINGTON 7 p.m.	Shorewood 3-0	Sheboygan Falls 4-2	Campbellsport (#7) @ Sheboygan Falls 4 p.m. Sheboygan Falls (#2)
Platteville (#1) @ Platteville 4 p.m. Mauston (#8)	Platteville 10-0 @ Platteville 12 Noon	Dodgeville/ Mineral Point 1-0	Dodgeville/ Mineral Point 1-0	Catholic Memorial 1-0	@ Shorewood 5 p.m.	Shorewood 11-0	Shorewood (#1) @ Shorewood 4 p.m. Milw. School of Lang. (#8)
Richland Center (#5) @ Dodgeville 6 p.m. Dodgeville/Min. Pt. (#4)	Dodgeville/Mineral Point 2-0	@ West Salem 5 p.m.	Dodgeville/ Mineral Point 1-0	Catholic Memorial 1-0	Milwaukee Lutheran 3-0	Milwaukee Lutheran 3-0	Wisconsin Lutheran (#5) @ Milw. Lutheran 7 p.m. Milwaukee Lutheran (#4)
Lodi (#3) @ Lodi 4 p.m. Wisconsin Dells (#6)	Lodi 2-1 @ Platteville 2 p.m.	West Salem 1-0		Catholic Memorial 1-0	@ Shorewood 3 p.m.	New Berlin West 8-0	New Berlin West (#3) @ New Berlin West 4 p.m. Messmer (#6)
River Valley (#7) @ West Salem 5 p.m. West Salem (#2)	West Salem 3-0				Catholic Memorial 1-0	Catholic Memorial 5-0	Milw. Ronald Reagan (#7) @ Cath. Mem. 6:30 p.m. Catholic Memorial (#2)

** Portage County Youth Soccer Fields

SECTIONAL #2				SECTIONAL #3			
Regionals		Sectionals		Sectionals		Regionals	
Thurs., Oct. 23	Sat., Oct. 25	Thurs., Oct. 30	Sat., Nov. 1	Sat., Nov. 1	Thurs., Oct. 30	Sat., Oct. 25	Thurs., Oct. 23
Fox Valley Lutheran (#1) @ Fox Valley Luth. 4 p.m. Clintonville (#8)	Fox Valley Lutheran 6-1 @ Fox Valley Lutheran 1 p.m.	Fox Valley Lutheran 8-0	Fox Valley Lutheran 2-0	Mount Horeb 2-1	McFarland 2-0	Madison Edgewood 6-0	Madison Edgewood (#1) @ Mad. Edgew. 8 p.m.* Evansville (#8)
Berlin (#5) @ Ripon 3:30 p.m. Ripon (#4)	Ripon 3-1	@ Fox Valley Lutheran 3 p.m.	Fox Valley Lutheran 2-0	Mount Horeb 7 p.m.	@ Mount Horeb 7 p.m.	McFarland 3-2 (2 OT)	Monroe (#5) @ Monroe ** 4 p.m. McFarland (#4)
Waupaca (#3) @ Waupaca 7 p.m. Winneconne (#6)	Waupaca 8-0 @ Fox Valley Lutheran 3 p.m.	Xavier 5-1	Notre Dame 4-0	Pewaukee 3-1	Belleville/New Glarus 4-0	Mount Horeb 8-0	Belleville/New Glarus (#3) @ Belleville 5:30 p.m. Cambridge/Deerfield (#6)
Wautoma/Faith Christian (#7) @ Xavier 4 p.m.* Xavier (#2)	Xavier 12-0	@ WEST DE PERE 6:30 p.m.	Notre Dame 2-0	@ MOUNT HOREB 1 p.m.	Mount Horeb 1-0 (OT)	Mount Horeb 8-0	Jefferson (#7) @ Mount Horeb 6 p.m. Mount Horeb (#2)
Notre Dame (#1) @ Little Chute 4:30 p.m. Little Chute (#8)	Notre Dame 6-0 @ West De Pere 1 p.m.	Notre Dame 5-1	Notre Dame 2-0	Pewaukee 3-0	Pewaukee 6-0	Pewaukee 6-0	Pewaukee (#1) @ Pewaukee 6:30 p.m. Lakeside Lutheran (#8)
Sturgeon Bay (#5) @ Freedom 3:30 p.m. Freedom (#4)	Sturgeon Bay 3-0	@ Notre Dame 6:30 p.m.	Notre Dame 2-0	Pewaukee 2-0	Pewaukee 4:30 p.m.	Delavan-Darien 0-0 (SO 4-3)	Big Foot/Williams Bay (#5) @ Delavan-Darien 7 p.m. Delavan-Darien (#4)
West De Pere (#3) @ West De Pere 6:30 p.m. Marinette (#6)	West De Pere 3-1 @ West De Pere 3 p.m.	Luxemburg-Casco 2-1		Whitewater 3-1	@ Pewaukee 6:30 p.m.	East Troy 4-1	East Troy (#3) @ East Troy 4 p.m. St. John's NW Mil. Ac. (#6)
Seymour (#7) @ Seymour 3:30 p.m. Luxemburg-Casco (#2)	Luxemburg-Casco 2-0				Whitewater 5-0	Whitewater 5-0	Union Grove (#7) @ Whitewater 5 p.m. Whitewater (#2)

* USA Sport Complex

* Breese Stevens

** Honey Creek Park

2008 Boys Soccer Assignments – Division 3

SECTIONAL #1				SECTIONAL #4			
Regionals		Sectionals		Sectionals		Regionals	
Thurs., Oct. 23	Sat., Oct. 25	Thurs., Oct. 30	Sat., Nov. 1	Sat., Nov. 1	Thurs., Oct. 30	Sat., Oct. 25	Thurs., Oct. 23
Conserve (#1) @ Conserve 4 p.m. Barron (#8)	Conserve 4-0 @ Conserve 2:30 p.m.	Conserve 3-0	Game 7 WIAA State Tournament Nov. 7 - Semifinals - 12 noon Sectional #1 vs. Sectional #4 Uihlein Soccer Park - Milwaukee	University School 3-0	University School 4-2 @ University School 3 p.m.	University School 8-0 @ Univ. School 4 p.m. Ozaukee (#8)	University School (#1)
Phelps (#5) Bayfield 4 p.m. @ Bayfield (#4)	Bayfield 3-0	@ Conserve 3:30 p.m.	Conserve 0-0 (4-1 SO)	University School 3-0	Living Word Lutheran 1-0	Heritage Christian (#5) @ Living Word 4 p.m. ** Living Word Lutheran (#4)	Living Word Lutheran (#4)
Washburn (#3) @ Washburn 4 p.m. Cumberland (#6)	Washburn 1-0 @ Conserve 12:30 p.m.	Washburn 1-0	McDonell/ Regis 2-1	University School 1-0	St. Thomas More 0-0 (5-4 SO)	Saint Thomas More (#3) @ St. Th. More 4 p.m. * Dominican (#6)	Saint Thomas More (#3)
Phillips (#7) @ Three Lakes 6 p.m. Three Lakes (#2)	Three Lakes 2-1	@ STEVENS POINT # 11 a.m.	McDonell/ Regis 3-2 (2 OT)	@ KETTLE MORAINE LUTHERAN 11 a.m.	Kettle Moraine Lutheran 10-0	Brookfield Academy (#7) @ Kettle Mor Luth 4 p.m. Kettle Moraine Luth (#2)	Brookfield Academy (#7)
McDonell/Regis (#1) McDonell/Regis 4 p.m. @ Gresham Community (#8)	McDonell/Regis 7-0 @ McDonell/Regis 1 p.m.	McDonell/Regis 5-0		Racine St. Catherine's 2-0	Racine St. Catherine's 6-0	Racine St. Catherine's (#1) @ Rac. St. Cat's 11 a.m. *** Racine Lutheran (#8)	Racine St. Catherine's (#1)
Newman Catholic (#5) @ Pacelli 7 p.m. Pacelli (#4)	Newman Catholic 2-0	@ McDonell/Regis 3 p.m.	McDonell/ Regis 3-2 (2 OT)	Racine St. Catherine's 3-0	@ Rac. St. Catherine's *** 9 a.m.	Faith Christian (#5) @ Faith Christian 4 p.m. Kenosha St. Joseph (#4)	Faith Christian (#5)
Columbus Catholic (#3) @ Columbus Cath. 4 p.m. Northland Lutheran (#6)	Northland Lutheran 1-0 @ McDonell/Regis 3 p.m.	Omro 1-0		Shoreland Lutheran 5-3	@ Rac. St. Catherine's *** 11 a.m.	Shoreland Lutheran (#3) @ Shoreland Luth. 7 p.m. Martin Luther (#6)	Shoreland Lutheran (#3)
Wisconsin Valley Luth (#7) @ Omro 4 p.m. Omro (#2)	Omro 4-1	## Portage County Youth Soccer Fields			The Prairie School 3-0	Kenosha Christian Life (#7) @ The Prairie Sch. 4 p.m. The Prairie School (#2)	Kenosha Christian Life (#7)

* Croatian Field
** Concordia Univ
*** Pershing Park

SECTIONAL #2				SECTIONAL #3			
Regionals		Sectionals		Sectionals		Regionals	
Thurs., Oct. 23	Sat., Oct. 25	Thurs., Oct. 30	Sat., Nov. 1	Sat., Nov. 1	Thurs., Oct. 30	Sat., Oct. 25	Thurs., Oct. 23
Gibraltar/Sevastopol (#1) @ Gibraltar/Sev. 4 p.m. Saint Mary Central (#8)	Gibraltar/Sevastopol 4-1 @ Gibraltar/Sev. 1 p.m.	Gibraltar/ Sevastopol 2-1	Game 6 WIAA State Tournament Nov. 7 - Semifinals - 2 p.m. Sectional #2 vs. Sectional #3 Uihlein Soccer Park - Milwaukee	Columbus 4-0	Columbus 3-0 @ Columbus 3 p.m.	Columbus 9-0 @ Columbus Noon	Columbus (#1) @ Columbus 4 p.m. Prairie du Chien (#8)
Kewaunee (#5) @ Southern Door 4 p.m. Southern Door (#4)	Kewaunee 4-1	@ Gibraltar/Sevastopol 3 p.m.	Wrightstown 3-0	Columbus 4-0	University Lake 1-0	Lake Mills (#5) @ University Lake 4 p.m. University Lake (#4)	Lake Mills (#5)
Wrightstown (#3) @ Wrightstown 4 p.m. Valley Chr./Osh. Lourdes (#6)	Wrightstown 10-2 @ Gibraltar/Sev. 3 p.m.	Wrightstown 2-0		Columbus 5-0	Aquinas 2-1 (OT)	Aquinas (#3) @ Aquinas 5 p.m. Watertown Luther Prep. (#6)	Aquinas (#3)
Roncalli (#7) @ G. B. NEW Luth. 4 p.m. Green Bay NEW Luth. (#2)	Green Bay NEW Lutheran 5-0	@ SHEBOYGAN COUNTY CHRISTIAN 1 p.m.	New Holstein 2-0	@ CENTRAL WISCONSIN CHRISTIAN 7 p.m.	Wayland Academy 7-1	Wisconsin Heights (#7) @ Wayland Acad 4 p.m. Wayland Academy (#2)	Wisconsin Heights (#7)
New Holstein (#1) @ New Holstein 4 p.m. * Sheboygan Area Luth. (#8)	New Holstein 5-0 @ New Holstein 1 p.m.	New Holstein 3-0		Saint Mary's Springs 1-0	Saint Lawrence Seminary 12-0	Saint Lawrence Sem. (#1) @ St. Law. Sem. 4 p.m. North Fond du Lac (#8)	Saint Lawrence Sem. (#1)
Sheb. County Christian (#5) @ Cedar Gr.-Bel. 4:30 p.m. Cedar Grove-Belgium (#4)	Sheb. County Christian 2-1	@ New Holstein 3:30 p.m.	New Holstein 3-2	St. Mary's Springs 2-0	@ St. Lawrence Sem. 1:30 p.m.	Lomira (#5) @ St. Mary's Sp. 7 p.m. * Saint Mary's Springs (#4)	Lomira (#5)
Howards Grove (#3) @ Random Lake 4 p.m. Random Lake (#6)	Howards Grove 2-1 @ New Holstein 3 p.m.	Kohler 6-0		@ Winnebago Lutheran ** 7 p.m.	Winnebago Luth. Acad. 5-0	Winnebago Luth. Ac. (#3) @ Winn. Luth. 4 p.m. ** Mayville (#6)	Winnebago Luth. Ac. (#3)
Oostburg (#7) @ Kohler 4 p.m. Kohler (#2)	Kohler 5-0	* Kiwanis Park		Winnebago Lutheran Acad. 1-0	@ St. Lawrence Sem. 3:30 p.m.	Oakfield (#7) @ Cent. WI Chr. 7 p.m. Central WI Christian (#2)	Oakfield (#7)

* Smith Field, Marian Uni.
** FDL Soccer Complex

State Boys Soccer Champions

Year	Schools	Champion (Coach)	Runner-up (Coach)	Score	Site
1982	60	Whitefish Bay (Willi Wessels)	Brookfield East (Allen Gusho)	2-0	Menomonee Falls
1983	71	Whitefish Bay (Willi Wessels)	Neenah (Harry Kelderman)	2-1 (OT)	Neenah
1984	78	Madison West (Steve Brown)	Brookfield Central (Rich Dorn)	2-2 (4-3 SO)	Neenah
1985	83	Neenah (Harry Kelderman)	Arrowhead (Dean Groth)	3-0	Neenah
1986	90	Neenah (Harry Kelderman)	Madison West (Jim Kuelbs)	0-0 (3-2 SO)	Neenah
1987	98	Madison West (Jim Kuelbs)	Brookfield East (Milan Vidakovich)	3-0	Neenah
1988	104	Madison West (Jim Kuelbs)	Waukesha South (Mark Schmechel)	2-1	Madison - Breese Stevens Field
1989	114	Cedarburg (Hayden Knight)	Brookfield East (Milan Vidakovich)	3-2	Madison - Breese Stevens Field
1990	125	Wauwatosa East (Tim Winn)	Madison West (Craig Carlson)	1-0	Madison - Breese Stevens Field
1991	132	Cedarburg (Hayden Knight)	Neenah (Harry Kelderman)	3-0	Madison - Breese Stevens Field
1992	134	1 - Brookfield Central (Richard Dorn) 2 - Brown Deer (Andrew Maciejewski)	Cedarburg (Hayden Knight) De Pere (Dale Rhodes)	3-0 2-1 (OT)	Madison - Breese Stevens Field & Mansfield Stadium
1993	141	1 - Homestead (Thom Homann) 2 - De Pere (Dale Rhodes)	Brookfield East (Geoff Zeidler) Grafton (Don Arnold)	1-1 (3-2 SO) 3-1	Madison - Breese Stevens Field & Mansfield Stadium
1994	141	1 - Whitefish Bay (Perviz Afsari) 2 - Oostburg (Steve Herzog)	Cedarburg (Hayden Knight) Delavan-Darien (Gene Cardinal)	2-1 1-1 (4-2 SO)	Madison - Breese Stevens Field & Mansfield Stadium
1995	153	1 - Brookfield East (Geoff Zeidler) 2 - Whitefish Bay (Perviz Afsari)	Cedarburg (Hayden Knight) Greendale (Andrew Krupa)	3-2 1-1 (4-3 SO)	Madison - Breese Stevens Field & Mansfield Stadium
1996	156	1 - Cedarburg (Hayden Knight) 2 - Sauk Prairie (Mike Rauls)	Mukwonago (Mark Lambrecht) Delavan-Darien (Bruce Mowery)	3-1 2-0	Madison - Breese Stevens Field & Mansfield Stadium
1997	162	1 - Brookfield East (Bryan Yenor) 2 - Shorewood (Bohdan Nedilsky)	Menasha (Jim Nash) New Berlin Eisenhower (Mark Steinlein)	4-3 2-1	Madison - Breese Stevens Field & Mansfield Stadium
1998	165	1 - Wauwatosa East (Steven Millen) 2 - Oregon (Greg Ninneman)	Homestead (Thom Homann) Delavan-Darien (Bruce Mowery)	0-0 (6-5 SO) 3-2	Madison - Breese Stevens Field & Mansfield Stadium
1999	176	1 - Homestead (Rich Dorn) 2 - Waunakee (Tok Kim)	Brookfield East (Bryan Yenor) Grafton (Don Arnold)	1-0 2-0	Madison - Breese Stevens Field & Mansfield Stadium
2000	228	1 - Marquette University H.S. (Bob Spielmann) 2 - Delavan-Darien (Bruce Mowery)	Middleton (Ken Burghy) Notre Dame [Green Bay] (Abdul Nur)	2-0 2-1	Madison - Breese Stevens Field & Mansfield Stadium
2001	232	1 - Marquette University H.S. (Bob Spielmann) 2 - Notre Dame [Green Bay] (Abdul Nur)	Racine Horlick (Jeff Levonina) Racine Saint Catherine's (Ben Lake)	5-0 3-2	Madison - Breese Stevens Field & Mansfield Stadium
2002	235	1 - Marquette University H.S. (Bob Spielmann) 2 - Plymouth (Bruce McMyler) 3 - Sheboygan County Christian (Paul Ver Velde)	Eau Claire Memorial (George Oien) Madison Edgewood (Mark Preston) Aquinas (Mike Jacobs)	4-0 2-1 (OT) 3-0	Madison - Breese Stevens Field & Mansfield Stadium
2003	239	1 - Marquette University H.S. (Bob Spielmann) 2 - Xavier (Nate Werner) 3 - Sheboygan County Christian (Paul Ver Velde)	Brookfield East (Bryan Yenor) Whitefish Bay (Wally Ziaja) The Prairie School (Chris Dembiec)	4-1 4-2 3-0	Milwaukee - Uihlein Soccer Park
2004	240	1 - Middleton (Ken Burghy) 2 - Xavier (Nate Werner) 3 - The Prairie School (Chris Dembiec)	Marquette University H.S. (Bob Spielmann) Shorewood (Carlos Gomez) Saint Mary Central (Gary Kruger)	1-0 2-1 3-0	Milwaukee - Uihlein Soccer Park
2005	246	1 - Marquette University H.S. (Bob Spielmann) 2 - Slinger (Michael Martinich) 3 - The Prairie School (Chris Dembiec)	Muskego (Bob Antholine) Delavan-Darien (Bruce Mowery) Winnebago Lutheran Academy (David Haag)	3-1 2-0 3-1	Milwaukee - Uihlein Soccer Park
2006	250	1 - Madison Memorial (Ben Voss) 2 - Xavier (Kasey Smith) 3 - Thomas More (Tomislav Markovic)	Brookfield East (Herbie Dundun) Grafton (Don Arnold) Columbus (Jason Adams)	2-0 2-1 2-1	Milwaukee - Uihlein Soccer Park
2007	253	1 - Neenah (Harry Kelderman) 2 - Notre Dame (Bob Rickards) 3 - Shoreland Lutheran (Daniel Hahm)	Marquette University H.S. (Steve Lawrence) Catholic Memorial (John Bisswurm) Wrightstown (Dennis Miller)	3-2 (OT) 5-3 7-0	Milwaukee - Uihlein Soccer Park
2008	256	1 - Marquette University H.S. (Steve Lawrence) 2 - Notre Dame (Bob Rickards) 3 - Columbus (Jason Adams)	Muskego (Eric Hess) Catholic Memorial (John Bisswurm) McDonnell Central/Regis (Tim Jenneman)	5-0 3-2 3-2	Milwaukee - Uihlein Soccer Park

Boys Soccer Participants

(Divisions indicated after year; record at State in parentheses)

Appleton East (4) – 1984 (0-1-1), 1995-1 (1-1), 1997-1 (0-1), 1999-1 (0-1)
Appleton West (3) – 1989 (0-1), 2002-1 (0-1), 2003-1 (0-1)
Aquinas (1) – 2002-3 (0-1-1)
Arrowhead (2) – 1985 (2-1), 2004-1 (0-1)
Ashwaubenon (1) – 1988 (0-1)
Badger (3) – 1990 (0-1), 1991 (0-1), 1993-1 (0-1)
Bay Port (1) – 1992-1 (0-1)
Belleville/New Glarus (1) – 2004-3 (0-1)
Brookfield Central (7) – 1984 (2-0-1#), 1988 (1-1), 1991 (1-1), 1992-1 (3-0), 1994-1 (0-0-1), 1996-1 (1-0-1), 2001-1 (0-1)

Brookfield East (13) – 1982 (2-1), 1986 (0-1-1), 1987 (2-1), 1989 (2-0-1#), 1990 (1-0-1), 1993-1 (2-0-1-#), 1995-1 (3-0), 1997-1 (3-0), 1999-1 (2-1), 2000-1 (1-1), 2003-1 (2-1), 2005-1 (1-1), 2006-1 (2-1)
Brown Deer (3) – 1991 (0-1), 1992-2 (2-0), 1993-2 (0-1)
Catholic Memorial (4) – 2003-2 (0-1), 2006-2 (0-1), 2007-2 (1-1), 2008-2 (1-1)
Cedar Grove-Belgium (1) – 2006-3 (0-1)
Cedarburg (8) – 1988 (0-1), 1989 (2-0-1*), 1990 (0-1), 1991 (3-0), 1992-1 (2-1), 1994-1 (2-1), 1995-1 (2-1), 1996-1 (3-0)
Central Wisconsin Christian (1) – 2003-3 (0-1)

Chippewa Falls (1) – 2005-1 (0-1)
Columbus (3) – 2006-2 (1-1), 2007-3 (0-1), 2008-3 (1-0-1)
Columbus Catholic (1) – 2006-3 (0-1)
De Pere (5) – 1992-2 (1-1), 1993-2 (2-0), 1995-2 (0-1), 1999-2 (0-1), 2007-1 (0-1)
DeForest (1) – 1993-2 (0-1)
Delavan-Darien (6) – 1994-2 (1-1-1#), 1996-2 (1-1) (2), 1998-2 (1-1), 1999-2 (0-1), 2000-2 (2-0), 2005-2 (1-1)
Dodgeville/Mineral Point (1) – 2008-2 (0-1)
Eau Claire Memorial (5) – 1999-1 (0-1), 2001-1 (1-1), 2002-1 (2-1), 2004-1 (0-1), 2008-1 (0-1)
Fond du Lac (2) – 2004-1 (0-1-1), 2005-1 (0-1)

Boys Soccer

Grafton (6) – 1993-2 (1-1), 1998-2 (0-1), 1999-2 (1-1), 2000-2 (0-1), 2006-2 (1-1), 2007-2 (0-1)
Green Bay East (1) – 1990 (0-1)
Green Bay Preble (6) – 1998-1 (0-1), 2001-1 (0-1-1), 2002-1 (0-1-1), 2003-1 (0-1), 2005-1 (0-0-1), 2008-1 (0-1)
Green Bay Southwest (4) – 1993-1 (0-0-1), 1994-1 (0-1), 1996-1 (0-0-1), 2004-1 (0-0-1)
Greendale (1) – 1995-2 (1-0-1#)
Homestead (6) – 1982 (0-1), 1986 (0-1), 1993-1 (2-0-1*), 1998-1 (2-0-1#), 1999-1 (3-0), 2008-1 (1-1)
Hudson (9) – 1985 (0-1), 1986 (0-1), 1987 (0-1), 1989 (0-1), 1993-1 (0-1-1), 1994-1 (0-1), 1998-1 (0-1), 2006-1 (0-1), 2007-1 (0-1)
Janesville Craig (1) – 2006-1 (1-1)
Kaukauna (1) – 2006-1 (0-1)
Kenosha Bradford (1) – 1982 (0-1)
Kenosha Tremper (6) – 1984 (1-1), 1990 (0-1), 1992-1 (0-1), 2000-1 (0-1), 2003-1 (0-1), 2007-1 (0-1)
Kettle Moraine (1) – 2007-1 (0-1)
Kimberly (1) – 1983 (0-1)
Madison East (1) – 2006-1 (0-1)
Madison Edgewood (1) – 2002-2 (1-1)
Madison Memorial (4) – 1982 (1-1), 1992-1 (1-1), 2005-1 (0-1), 2006-1 (3-0)
Madison West (12) – 1983 (1-0-1), 1984 (2-0-1*), 1985 (0-1), 1986 (2-0-1#), 1987 (3-0), 1988 (3-0), 1990 (1-1-1), 1991 (1-1), 1997-1 (0-0-2), 1999-1 (1-1), 2001-1 (0-0-1), 2008-1 (0-1)
Marquette University H.S. (9) – 2000-1 (3-0), 2001-1 (3-0), 2002-1 (3-0), 2003-1 (3-0), 2004-1 (2-1), 2005-1 (3-0), 2006-1 (0-1), 2007-1 (2-1), 2008-1 (3-0)
McDonnell Central/Regis (2) – 2007-3 (0-1), 2008-3 (0-1-1)
Menasha (2) – 1987 (1-1), 1997-1 (1-1-1)
Middleton (10) – 1989 (0-1-1), 1993-1 (0-1), 1994-1 (1-1), 1996-1 (0-1), 1998-1 (0-1), 2000-1 (2-1), 2002-1 (1-1), 2003-1 (1-1), 2004-1 (3-0), 2007-1 (1-1)
Milton (2) – 2002-1 (0-1), 2008-1 (1-1)
Milwaukee Custer (1) – 1982 (0-1)
Milwaukee Hamilton (2) – 1982 (0-1), 1984 (0-0-1)

Milwaukee King (1) – 1984 (0-1)
Milwaukee South (2) – 1983 (1-0-1), 1986 (1-1)
Monona Grove (3) – 1994-2 (0-1), 2001-2 (0-1), 2004-2 (0-1)
Mukwonago (6) – 1994-1 (1-1), 1995-1 (0-1), 1996-1 (1-1-1), 1997-1 (1-1), 1998-1 (1-1), 1999-1 (0-1)
Muskego (5) – 1989 (0-1), 2001-1 (0-1), 2004-1 (0-1), 2005-1 (2-1), 2008-1 (2-1)
Neenah (14) – 1982 (1-1), 1983 (2-1), 1984 (0-1), 1985 (3-0), 1986 (2-0-1*), 1988 (0-1), 1990 (1-1), 1991 (2-1), 1992-1 (1-1), 1995-1 (1-1), 1996-1 (0-1), 2006-1 (1-1), 2007-1 (3-0), 2008-1 (0-1)
New Berlin Eisenhower (1) – 1997-2 (1-1)
New Berlin West (1) – 1992-2 (0-1)
New Holstein (3) – 2004-3 (0-1), 2005-3 (0-1), 2008-3 (0-1)
Newman (1) – 2003-3 (0-1)
Nicolet (5) – 1983 (0-1), 1984 (0-1), 1985 (1-1), 1987 (0-1), 1997-1 (0-1)
Northland Pines (7) – 1994-2 (0-1), 1996-1 (0-1), 1997-2 (0-1), 1998-2 (0-1), 2002-2 (0-1), 2003-2 (0-1), 2007-2 (0-1)
Notre Dame (Green Bay) (5) – 2000-2 (1-1), 2001-2 (2-0), 2002-2 (0-0-1), 2007-2 (2-0), 2008-2 (2-0)
Onalaska (2) – 2004-2 (0-1), 2005-2 (0-1)
Oostburg (1) – 1994-2 (1-0-1*)
Oregon (4) – 1989 (0-0-1), 1995-1 (0-1), 1997-2 (0-1), 1998-2 (2-0)
Pewaukee (1) – 2008-2 (0-1)
Pius XI (Milwaukee) (1) – 2000-1 (0-1)
Platteville (1) – 2006-2 (0-1)
Plymouth (2) – 2000-1 (0-1), 2002-2 (1-0-1)
Racine Case (3) – 1992-1 (0-1), 1995-1 (0-1), 1996-1 (0-1-1)
Racine Horlick (12) – 1983 (0-1), 1985 (0-1), 1986 (0-0-1), 1987 (0-1), 1988 (1-0-1), 1993-1 (0-1), 1994-1 (0-1), 2001-1 (2-1), 2002-1 (0-1), 2003-1 (1-1), 2004-1 (1-1), 2005-1 (0-0-1)
Racine Park (1) – 1991 (0-1)

Racine Saint Catherine's (2) – 2001-2 (1-1), 2002-3 (0-0-1)
Saint Mary Central (2) – 2004-3 (1-1), 2005-3 (0-1)
Sauk Prairie (3) – 1992-2 (0-1), 1995-2 (0-1), 1996-2 (2-0)
Sheboygan County Christian (3) – 2001-2 (0-1), 2002-3 (2-0), 2003-3 (2-0)
Sheboygan North (1) – 1991 (0-1)
Shoreland Lutheran (1) – 2007-3 (2-0)
Shorewood (2) – 1997-2 (2-0), 2004-2 (1-1)
Slinger (1) – 2005-2 (2-0)
The Prairie School (3) – 2003-3 (1-1), 2004-3 (2-0), 2005-3 (2-0)
Thomas More (1) – 2006-3 (2-0)
University School of Milwaukee (1) – 2008-3 (0-0-1)
Waukesha North (2) – 1986 (0-1), 1987 (1-1)
Waukesha South (2) – 1985 (0-1), 1988 (1-1-1)
Waukesha West (1) – 2002-1 (0-0-1)
Waunakee (1) – 1999-2 (2-0)
Wausau West (3) – 1996-1 (0-1), 2000-1 (1-1), 2003-1 (0-1)
Wauwatosa East (5) – 1987 (0-1), 1988 (0-1), 1989 (1-1), 1990 (3-0), 1998-1 (2-0-1*)
Wauwatosa West (2) – 1983 (1-1), 2007-1 (1-1)
West Allis Hale (3) – 1997-1 (0-0-1), 1998-1 (1-1), 1999-1 (1-1)
Whitefish Bay (10) – 1982 (3-0), 1983 (3-0), 1985 (1-1), 1992-1 (0-1), 1993-1 (1-1), 1994-1 (2-0-1), 1995-2 (1-0-1*), 1996-2 (0-1), 2000-2 (0-1), 2003-2 (1-1)
Winnebago Lutheran Academy (1) – 2005-3 (1-1)
Wisconsin Rapids Lincoln (6) – 1995-1 (0-1), 1997-1 (0-1), 1998-1 (0-1), 1999-1 (0-1), 2000-1 (0-1), 2001-1 (0-1)
Wrightstown (2) – 2002-3 (0-1), 2007-3 (1-1)
Xavier (4) – 2003-2 (2-0), 2004-2 (2-0), 2005-2 (0-1), 2006-2 (2-0)

* - Champion determined by shootout
- Runner-up determined by shootout

Boys Soccer Attendance

Regionals		Sectionals	
Amery	149	Germantown	318
Appleton North	116	Gibraltar (2 games)	272
Appleton West	171	Green Bay NEW Lutheran	45
Aquinas	63	Green Bay Preble	110
Arrowhead (2 games)	412	Greendale	130
Ashland	111	Greenfield	14
Ashwaubenon	111	Hartford Union (2 games)	322
Badger	124	Hayward	95
Bayfield	63	Homestead	136
Bay Port	162	Hudson (2 games)	466
Belleville	176	Kaukauna (2 games)	390
Brookfield Central	207	Kenosha Bradford	56
Brookfield East (2 games)	777	Kenosha Tremper (2 games)	287
Catholic Memorial	108	Kettle Moraine Lutheran	55
Cedarburg	239	Kettle Moraine (2 games)	490
Cedar Grove-Belgium	134	Kiel	63
Central Wisconsin Christian	115	Kimberly	100
Columbus (2 games)	255	Kohler	98
Columbus Catholic	75	Little Chute	66
Conserve (2 games)	194	Living Word Lutheran	76
Cudahy	0	Lodi	96
D.C. Everest	139	Madison East	134
Delavan-Darien	103	Madison Edgewood (2 games)	467
Dodgeville	84	Madison La Follette	48
Eau Claire Memorial	127	Madison Memorial	57
Eau Claire North	76	Madison West (2 games)	413
East Troy	0	Marshfield (2 games)	344
Elkhorn Area	101	Marquette Univ. H.S. (2 games)	261
Faith Christian	116	McDonnell Central (2 games)	227
Fond du Lac	129	Menomonee Falls	211
Fox Valley Lutheran (2 games)	361	Middleton	70
Freedom	162	Milwaukee King	120
		Milwaukee Lutheran	128
		Milton	84
		Monona Grove	57
		Monroe	114
		Mount Horeb	65
		Mukwonago	194
		Muskego (2 games)	501
		New Berlin West	50
		Neenah (2 games)	674
		New Holstein (2 games)	405
		New London	59
		Nicolet	59
		Northland Pines (2 games)	363
		Oak Creek	47
		Omro	57
		Onalaska	86
		Oshkosh North	86
		Pacelli	130
		Pewaukee (2 games)	543
		Pius XI	148
		Platteville (2 games)	200
		Plymouth	145
		Port Washington (2 games)	387
		Racine Case	48
		Racine Horlick	101
		Racine Park (2 games)	278
		Racine Saint Catherine's (2 games)	389
		Random Lake	58
		Rhineland	0
		Ripon	151
		River Falls	70
		Saint Lawrence Seminary (2 games)	309
		Saint Mary's Springs	115
		Saint Thomas More	61
		Seymour	67
		Sheboygan Falls	67
		Sheboygan South (2 games)	456
		Shoreland Lutheran	121
		Shorewood (2 games)	452
		South Milwaukee	53
		Southern Door	0
		Stevens Point	146
		The Prairie School	95
		Three Lakes	92
		Tomah	104
		University Lake School	70
		University Sch. of Milw. (2 games)	277
		Verona Area	126
		Washburn	71
		Waterford	101
		Waunakee (2 games)	508
		Waupaca	144
		Waupun	42
		Wausau West	44
		Wayland Academy	40
		West De Pere (2 games)	517
		West Salem	91
		Whitefish Bay (2 games)	412
		Whitewater	124
		Winnebago Lutheran Academy	117
		Wisconsin Rapids Lincoln	279
		Wrightstown	44
		Xavier	72
		Total	22,051

Brookfield East568	Kettle Moraine Lutheran.....205	Notre Dame.....458	West De Pere.....515
Central Wisconsin Christian395	Madison Memorial.....301	Pewaukee371	West Salem208
Columbus154	Madison West.....285	Port Washington (2 games)634	Whitefish Bay444
Conserve140	Marshfield.....189	Racine Park.....136	Wilmot Union306
Fond du Lac234	Marquette University H.S.279	Racine Saint Catherine's367	Winnebago Lutheran Academy534
Fox Valley Lutheran.....249	McDonnell Central149	Sheboygan County Christian208	Total.....14,643
Gibraltar211	Middleton.....429	Sheboygan South450	
Green Bay Preble419	Mount Horeb (2 games)746	Shorewood376	Summary
Hartford Union.....294	Muskego380	South Milwaukee.....289	Regionals22,051
Hudson199	Neenah248	Stevens Point (2 games).....350	Sectionals14,643
Kenosha Tremper192	New Holstein300	University School of Milwaukee265	State8,332
Kettle Moraine400	Northland Pines.....294	Wausau West218	Total.....45,026
			2007 Total.....49,046

Boys Soccer Financial Statement

Regional Receipts	
Tickets	\$ 65,684.00
Broadcast Rights	200.00
Total Regional Receipts	\$ 65,884.00
Regional Expenses	
Host Allowance	\$ 39,176.61
Officials Fees	36,752.39
Awards	3,065.00
Total Regional Expenses	\$ 78,994.00
Sectional Receipts	
Tickets	\$ 43,529.00
Broadcast Rights	300.00
Total Sectional Receipts	\$ 43,829.00
Sectional Expenses	
Host Allowance	\$ 20,439.51
Officials Fees	11,398.59
Awards	2,444.64
Total Sectional Expenses	\$ 34,282.74
State Receipts	
Tickets	\$ 58,167.94
Programs	1,410.00
Program Ads	654.09
Royalties	1,100.70
Radio Revenue	300.00
Total State Receipts	\$ 61,632.73
State Expenses	
Running Meet	\$ 11,907.44
Programs	2,470.00
Officials Fees	4,475.40
Awards	1,574.52
Participant Travel	22,148.00
Total State Expenses	\$ 42,575.36
GRAND TOTAL RECEIPTS	\$ 171,345.73
GRAND TOTAL EXPENSES	155,852.10
DIFFERENCE	\$ 15,493.63


State Boys Soccer Attendance

1982.....	1153
1983.....	2787
1984.....	1867
1985.....	2688
1986.....	2935
1987.....	3361
1988.....	3480
1989.....	4372
1990.....	5368
1991.....	4418
1992.....	5516
1993.....	4510
1994.....	6553
1995.....	5977
1996.....	7361
1997.....	6942
1998.....	7570
1999.....	8095
2000.....	8089
2001.....	7595
2002.....	10465
2003.....	9197
2004.....	9092
2005.....	10301
2006.....	9388
2007.....	10252
2008.....	8332

Girls Soccer


The WIAA began sponsoring a tournament program in girls soccer in 1983. Whitefish Bay won the first championship, defeating Milwaukee Hamilton, 4-0, in the final game.

The first State Tournament was held in Menomonee Falls. It was moved to Brookfield Central in 1984, to Hamilton (Sussex) in 1985, to Racine in 1986 and to Madison in 1989, where it remained until 2003. The State Championships in Madison were held at two sites. The Division 1 quarterfinals and Division 2 semifinals were held at Mansfield Stadium with the remainder of the tourney played at Breese Stevens Field.



DIVINE SAVIOR HOLY ANGELS – GIRLS SOCCER CHAMPIONS (DIVISION 1) – 2008-2009

Team members: Katie Jacobson, Lauren Gryniewicz, Lauren Handzlik, Bridget Foley, Greta Weber, Courtney Nelson, Maureen Boyle, Sarah Lauer, Kylie Nordness, Meg Carroll, Christina Wabiszewski, Julia Wilson, Katie Haynes, Katie Klinger, Colleen Gleason, Katie Stoiber, Rachel Kooztz, Stephanie Feller, Brianna LaBarbera, Emily Leinfelder, Colleen Duffy, Molly O'Connor.



MADISON EDGEWOOD – GIRLS SOCCER CHAMPIONS (DIVISION 2) – 2008-2009

Team members: Molly Merigglioli, Laura Wacek, Chloe Starz, Hannah Elfman, Rachel Becker, Leigh Finger, Mariama Turner, Claire Kinderman, Jennifer Binkowski, Stefanie Tschoeke, Olivia Dittmann, Lindsay Kloppenburg, Lorraine Guerin, Melissa Stalowski, Allison Acker, Anna Kinderman, Erin Mulvoy, Emma DallaGrana, Beth Schramka, Devon Richards, Mackenzie Reese.


The tournament moved to its current location at Uihlein Soccer Fields in Milwaukee in 2004.

The State Tournament was a four-team program the first three years, and it has consisted of eight teams in Division 1 since that time. The tournament expanded to two divisions in 1997 and then to three divisions in 2003.

Whitefish Bay won the first three of the WIAA's State Championships and has seven overall titles. The Blue Dukes also won three straight Division 2 championships from 1998-2000. Brookfield Central is the only program to have won four straight State Championships (2002-05), which also accounts for its overall total of titles. Madison West has also won four titles, including two straight titles in 1999-2000. Catholic Memorial, Homestead, Monona Grove, Ozaukee, Wauwatosa East and Xavier have won three titles. Monona Grove's three championships came in succession from 2001-03. Two of Wauwatosa East's, Ozaukee's, Catholic Memorial's and Xavier's three championships came back-to-back in 1996-97, 2005-06, 2006-07 and 2004-05, collectively.

Arrowhead, Divine Savior Holy Angels and Madison Memorial have each won two titles. Madison Memorial's titles came back-to-back before the divisional format was established in 1986-87, and Divine Savior Holy Angels accomplished the feat in 2008-09.

Whitefish Bay has made 16 State Tournament appearances; Neenah 12; Brookfield Central, Madison Memorial and Madison West 11; Arrowhead, Homestead, Monona Grove and Racine Horlick nine; Wauwatosa East eight; Grafton and Kenosha Tremper seven; and Hudson, Nicolet, Notre Dame, Ozaukee and Xavier six.



KETTLE MORAIN LUTHERAN – GIRLS SOCCER CHAMPIONS (DIVISION 3) – 2008-2009

Team members: Angela Eickstedt, Samantha Hoerchner, Olivia Heckendorf, Kiley Hauck, Marisa Fowler, Rachel Graff, Paige Ottow, Abigail Hoerchner, Lindsey Schoenike, Ashlyn Barbieri, Bethel Moore, Deanna Becker, Amanda Bublitz, Stephany Scott, Jessica Gunst, Hallie Schopp, Hannah Balge, Monique Schowalter, Melissa Mittelstadt, Elisabeth Stewart.

State Championships

Uihlein Soccer Park – Milwaukee – June 11-13, 2009

DIVISION 1 CHAMPIONSHIP
Divine Savior Holy Angels 1,
Waukesha West 0

GOALS BY PERIOD	1	2	Tot
Waukesha West	0	0	0
Divine Savior Holy Angels	1	0	1
	WW	DS	
Shots	4	12	
Corner Kicks	0	7	
Saves	5	0	
Fouls	4	9	

INDIVIDUAL SHOTS/SHOTS ON GOAL

WW – Jenn Flood 1/0, Angie Berens 2/0, Whitney DuPaix 1/0.

DS – Lauren Handzlik 1/0, Bridget Foley 2/1, Kylie Nordness 2/0, Julia Wilson 2/2, Rachel Kooztz 3/2, Greta Weber 1/0, Courtney Nelson 1/1.

SCORING SUMMARY

(16:04) DS Rachel Kooztz (Kylie Nordness)

GOALKEEPER

WW – Olivia Thompson-Davies (80:00) - Goals 1, Saves 5
DS – Katie Jacobson (80:00) - Goals 0, Saves 0

DIVISION 1 SEMIFINAL
Waukesha West 1, Madison Memorial 1
(Waukesha West advances 5-4 SO)

GOALS BY PERIOD	1	2	OT	2OT	Tot
Madison Memorial	0	1	0	0	1
Waukesha West	1	0	0	0	1
		MM	WW		
Shots		17	9		
Corner Kicks		4	1		
Saves		4	6		
Fouls		19	6		

INDIVIDUAL SHOTS/SHOTS ON GOAL

MM – Kendra Loch 3/1, McKenna Meuer 2/0, Hannah Rather 2/2, McKenzie Genin 5/3, Ingrid Greene 4/0, Kayla Smith 1/1.

WW – Jenn Flood 2/2, Angie Berens 2/0, Hanna Murdoch 1/1, Kelly Denk 1/1, Katie Richter 3/1.

SCORING SUMMARY

(5:51) WW Kelly Denk (Angie Bernes); (6:34) MM Hannah Rather (Kendra Loch); 0:00 MM Abby Beinlich (penalty kick); 0:00 MM McKenzie Genin (penalty kick); 0:00 WW Jenn Flood (penalty kick); 0:00 WW Katie Richter (penalty kick); 0:00 MM Kayla Smith (penalty kick); 0:00 WW Kelly Denk (penalty kick); 0:00 MM McKenna Meuer (penalty kick); 0:00 WW Leah Seib (penalty kick); 0:00 WW Ellie Volpano (penalty kick)

GOALKEEPER

MM – Katy Pilarzyk (100:00) - Goals 1, Saves 4
WW – Olivia Thompson-Davies (100:00) - Goals 1, Saves 6

DIVISION 1 SEMIFINAL

Divine Savior Holy Angels 1, Brookfield Central 1 (Divine Savior Holy Angels advances 4-2 SO)

GOALS BY PERIOD	1	2	OT	2OT	Tot
Brookfield Central	0	1	0	0	1
Divine Savior Holy Angels	0	1	0	0	1
					BC DS
Shots					7 24
Corner Kicks					3 12
Saves					17 2
Fouls					13 15

INDIVIDUAL SHOTS/SHOTS ON GOAL

BC – Gina Scaffidi 2/2, Heather Reichert 4/1, Katie Mahkorn 1/0.

DS – Lauren Handzlik 3/2, Bridget Foley 3/2, Kylie Nordness 4/4, Julia Wilson 4/3, Colleen Gleason 4/3, Katie Stoiber 1/1, Rachel Koontz 3/1, Brianna LaBarbera 2/2.

SCORING SUMMARY

(40:52) BC Gina Scaffidi (Kristin Becker); (53:41) DS Rachel Koontz (Sarah Lauer); 0:00 DS Rachel Koontz (penalty kick); 0:00 BC Heather Reichert (penalty kick); 0:00 DS Julia Wilson (penalty kick); 0:00 BC Ashley Hirsch (penalty kick); 0:00 DS Lauren Handzlik (penalty kick); 0:00 DS Kylie Nordness (penalty kick)

GOALKEEPER

BC – Katie Heil (100:00) - Goals 1, Saves 17
DS – Katie Jacobson (100:00) - Goals 1, Saves 2; Lauren Grynieciewicz (0:00) - Goals 0, Saves 0

DIVISION 1 QUARTERFINAL

Madison Memorial 0, Kenosha Bradford 0 (Madison Memorial advances 6-5 SO)

GOALS BY PERIOD	1	2	OT	2OT	Tot
Madison Memorial	0	0	0	0	0
Kenosha Bradford	0	0	0	0	0
					MM KB
Shots					9 0
Corner Kicks					7 2
Saves					0 7
Fouls					8 7

INDIVIDUAL SHOTS/SHOTS ON GOAL

MM – Kendra Loch 3/3, McKenna Meuer 4/3, Kelsey Beld 1/0, McKenzie Genin 1/1.

KB – No Individual Shots/Shots On Goal.

SCORING SUMMARY

(0:00) KB Alissa Scalzo (penalty kick); (0:00) MM Abby Beinlich (penalty kick); (0:00) MM McKenzie Genin (penalty kick); (0:00) MM Kendra Loch (penalty kick); (0:00) KB Brittney Pavlica (penalty kick); (0:00) KB Kalli Schulz (penalty kick); (0:00) KB Andrea Bowhall (penalty kick); (0:00) MM McKenna Meuer (penalty kick); (0:00) KB Sarah Fonger (penalty kick); (0:00) MM Dana Robertson (penalty kick); (0:00) MM Lindsay Schultz (penalty kick)

GOALKEEPER

MM – Katy Pilarzyk (100:00) - Goals 0, Saves 0
KB – Kalli Schulz (100:00) - Goals 0, Saves 7

DIVISION 1 QUARTERFINAL

Waukesha West 3, Grafton 0

GOALS BY PERIOD	1	2	Tot
Grafton	0	0	0
Waukesha West	1	2	3
			G WW
Shots			6 14
Corner Kicks			3 5
Saves			1 0
Fouls			5 1

INDIVIDUAL SHOTS/SHOTS ON GOAL

G – Carley Pfannerstill 1/0, Hanna Knauer 2/0, Ali Lorge 1/0, Sarah Eichler 1/0, Melissa Henke 1/0.

WW – Jenn Flood 1/0, Angie Bernes 4/0, Lauren Demski 2/1, Kelly Denk 2/0, Leah Seib 1/1, Katie Richter 3/2, Ashley Hill 1/0.

SCORING SUMMARY

(33:10) WW Lauren Demski (Leah Seib); (64:45) WW Katie Richter (Leah Seib); (0:00) WW Leah Seib (unassisted)

GOALKEEPER

G – Alissa Viste (80:00) - Goals 3, Saves 1
WW – Olivia Thompson-Davies (80:00) - Goals 0, Saves 0

DIVISION 1 QUARTERFINAL

Brookfield Central 2, De Pere 0

GOALS BY PERIOD	1	2	Tot
De Pere	0	0	0
Brookfield Central	1	1	2
			DP BC
Shots			6 14
Corner Kicks			1 1
Saves			9 4
Fouls			6 9

INDIVIDUAL SHOTS/SHOTS ON GOAL

DP – Jackie Ebert 1/1, Alyssa Chamberlain 3/2, Emily Keast 1/0, Christina Balcer 1/1.

BC – Gina Scaffidi 4/2, Ashley Hirsch 1/1, Heather Reichert 3/2, Kristin Becker 1/1, Katie Mahkorn 2/2, Ali Knetter 2/2, Alex Panos 1/1.

SCORING SUMMARY

(25:03) BC Heather Reichert (Kristin Becker); (44:04) BC Katie Mahkorn (unassisted)

GOALKEEPER

DP – Katie Sauvey (80:00) - Goals 2, Saves 9
BC – Katie Heil (80:00) - Goals 0, Saves 4

DIVISION 1 QUARTERFINAL

Divine Savior Holy Angels 2, Wausau East 0

GOALS BY PERIOD	1	2	Tot
Wausau East	0	0	0
Divine Savior Holy Angels	1	1	2
			WE DS
Shots			1 21
Corner Kicks			0 5
Saves			6 0
Fouls			6 12

INDIVIDUAL SHOTS/SHOTS ON GOAL

WE – Lauren Turinetti 1/0.

DS – Lauren Handzlik 1/0, Sarah Lauer 1/0, Kylie Nordness 7/4, Julia Wilson 2/0, Katie Klingler 2/0, Colleen Gleason 1/0, Katie Stoiber 1/0, Rachel Koontz 4/3, Brianna LaBarbera 2/1.

SCORING SUMMARY

(31:40) DS Brianna LaBarbera (unassisted); (78:40) DS Kylie Nordness (unassisted)

GOALKEEPER

WE – Katie Gajewski (80:00) - Goals 2, Saves 6
DS – Katie Jacobson (80:00) - Goals 0, Saves 0

DIVISION 2 CHAMPIONSHIP

Madison Edgewood 1, Catholic Memorial 0 (OT)

GOALS BY PERIOD	1	2	OT	Tot
Catholic Memorial	0	0	0	0
Madison Edgewood	0	0	1	0
				CM ME
Shots				19 6
Corner Kicks				8 4
Saves				2 7
Fouls				10 12

INDIVIDUAL SHOTS/SHOTS ON GOAL

CM – Amy Zelko 2/0, Nikki Condit 1/1, Kara Novotny 4/1, Milena Uzelac 1/0, Monica Gonyo 1/1, Valerie Gonyo 9/4, Natalie Lechner 1/0.

ME – Hannah Elfman 2/1, Claire Kinnerman 1/0, Devon Richards 1/1, Mackenzie Reese 2/1.

SCORING SUMMARY

(89:59) ME Mackenzie Reese (Hannah Elfman)

GOALKEEPER

CM – Gretz Davis (89:59) - Goals 1, Saves 2
ME – Laura Wacek (89:59) - Goals 0, Saves 7

DIVISION 2 SEMIFINAL

Catholic Memorial 1, Notre Dame 0

GOALS BY PERIOD	1	2	Tot
Notre Dame	0	0	0
Catholic Memorial	0	1	1
			ND CM
Shots			6 9
Corner Kicks			0 4
Saves			3 3
Fouls			7 13

INDIVIDUAL SHOTS/SHOTS ON GOAL

ND – Rachel Demerath 1/0, Megan Schuette 2/2, Megan Brockman 1/0, Jenee Lange 1/0, Jenna Mineau 1/1.

CM – Nikki Condit 3/0, Kara Novotny 2/1, Valerie Gonyo 3/2, Milena Uzelac 1/1.

SCORING SUMMARY

(68:53) CM Milena Uzelac (unassisted)

GOALKEEPER

ND – Ashleigh Paul (80:00) - Goals 1, Saves 3
CM – Greta Davis (80:00) - Goals 0, Saves 3

DIVISION 2 SEMIFINAL

Madison Edgewood 3, Ashland 0

GOALS BY PERIOD	1	2	Tot
Ashland	0	0	0
Madison Edgewood	1	2	3

	A	ME
Shots	12	12
Corner Kicks	2	5
Saves	3	4
Fouls	3	9

INDIVIDUAL SHOTS/SHOTS ON GOAL

A – Kaityln Sherry 1/1, Brittini Westlund 1/0, Nicci Kontny 1/0, Ari Peterson 2/0, Amanda Whiting 5/1, Emily Meyer 1/1, Anika Whiting 1/1.

ME – Hannah Elfman 2/1, Mariama Turner 2/0, Claire Kinnerman 3/0, Beth Schramka 1/1, Devon Richards 1/1, Mackenzie Reese 1/1, Leigh Finger 1/1, Olivia Dittmann 1/1.

SCORING SUMMARY

(12:43) ME Devon Richards (Hannah Elfman); (67:56) ME Beth Schramka (unassisted); (79:17) ME Leigh Finger (unassisted)

GOALKEEPER

A – Maria Langholz (80:00) - Goals 3, Saves 3
ME – Laura Wacek (80:00) - Goals 0, Saves 4

DIVISION 3 CHAMPIONSHIP

Kettle Moraine Lutheran 3, Saint Mary Central 0

GOALS BY PERIOD	1	2	Tot
Kettle Moraine Lutheran	2	1	3
Saint Mary Central	0	0	0
			KML SMC
Shots			22 6
Corner Kicks			4 4
Saves			3 10
Fouls			7 3

INDIVIDUAL SHOTS/SHOTS ON GOAL

KML – Samantha Hoerchner 3/1, Kelly Hauck 4/4, Rachel Graff 3/2, Abigail Hoerchner 1/1, Ashlyn Barbieri 8/3, Stephany Scott 2/2, Olivia Heckendorf 1/0.

SMC – Nicole Peeters 1/0, Rachel Brown 4/2, Leisa Conn 1/1.

SCORING SUMMARY

(12:00) KML Kelly Hauck (Abigail Hoerchner); (32:22) KML Kelly Hauck (Samantha Hoerchner); (42:59) KML Rachel Graff (Abigail Hoerchner)

GOALKEEPER

KML – Angela Eickstedt (80:00) - Goals 0, Saves 3
SMC – Shannon Laemmirich (79:31) - Goals 3, Saves 10; Presley Neuman (0:29) - Goals 0, Saves 0

DIVISION 3 SEMIFINAL

Kettle Moraine Lutheran 2, Winnebago Lutheran Academy 1

GOALS BY PERIOD	1	2	Tot
Winnebago Lutheran Academy	0	1	1
Kettle Moraine Lutheran	1	1	2
			WLC KML
Shots			13 13
Corner Kicks			6 3
Saves			3 5
Fouls			7 11

INDIVIDUAL SHOTS/SHOTS ON GOAL

WLA – Leslie Wochos 5/2, Kellie Fisher 1/0, Katelyn Kuehl 3/2, Jenny Herrick 4/2.

KML – Samantha Hoerchner 2/2, Kelly Hauck 2/0, Rachel Graff 3/3, Paige Ottow 1/0, Abigail Hoerchner 2/0, Ashlyn Barbieri 3/0.

SCORING SUMMARY

(28:29) KML Rachel Graff (Ashlyn Barbieri); (42:05) WLA Katelyn Kuehl (Leslie Wochos); (52:23) KML Rachel Graff (unassisted)

GOALKEEPER

WLA – Clara Eickhoff (80:00) - Goals 2, Saves 3
KML – Angela Eickstedt (80:00) - Goals 1, Saves 5

DIVISION 3 SEMIFINAL

Saint Mary Central 4, Lake Mills 3

GOALS BY PERIOD	1	2	Tot
Saint Mary Central	1	3	4
Lake Mills	1	2	3
			SMC LM
Shots			26 15
Corner Kicks			5 2
Saves			3 6
Fouls			7 13

INDIVIDUAL SHOTS/SHOTS ON GOAL

SMC – Kate Fuller 1/1, Leah Tanner 4/1, Nicole Peeters 3/1, Maggie Pawlowski 2/0, Rachel Brown 9/5, Leisa Conn 4/2, Meghan Kellner 1/0, Mary Porter 1/0, Sammie Hawkins 1/0.

LM – Melanie Eck 3/2, Sarah Eck 8/2, Hanna Vadeboncouer 1/1, Lianna Spencer 2/1, Emily Berns 1/0.

SCORING SUMMARY

(1:15) LM Sarah Eck (unassisted); (33:57) SMC Rachel Brown (unassisted); (44:50) LM Lianna Spencer (Sarah Eck); (56:47) LM Melanie Eck (Sarah Eck); (60:56) SMC Nicole Peeters (Leah Tanner); (74:06) SMC Rachel Brown (unassisted); (77:38) SMC Kate Fuller (Leisa Conn)

GOALKEEPER

SMC – Shannon Laemmirich (80:00) - Goals 3, Saves 3
LM – Brittney Mitchell (80:00) - Goals 4, Saves 6

2009 Girls Soccer Assignments – Division 1

SECTIONAL #3				SECTIONAL #6			
Regionals		Sectionals		Sectionals		Regionals	
Thurs., May 28	Sat., May 30	Thurs., June 4	Sat., June 6	Sat., June 6	Thurs., June 4	Sat., May 30	Thurs., May 28
Waunakee (#1) @ Waunakee 7 p.m.	Waunakee 8-0	Waunakee 6-0	Waunakee 2-0	Kenosha Bradford 1-0	Kenosha Bradford 5-0	Kenosha Bradford 6-1	Kenosha Bradford (#1) @ Ken. Bradford 7 p.m.*
Holmen (#16)	@ Waunakee 5 p.m.	Waunakee 7 p.m.	Waunakee 2-1 (OT)	Kenosha Bradford 1-0	Kenosha Bradford 7 p.m.	@ Kenosha Bradford 3 p.m.*	Wilmot Union (#16)
DeForest (#8) @ DeForest 5 p.m.	De Forest 2-0	Verona Area 7 p.m.	Madison Memorial 1-0	Kenosha Bradford 1-0	Milton 3-0	Janesville Parker 2-1 (2 OT)	Mukwonago (#8) @ Mukwonago 6:30 p.m.
Tomah (#9)		Verona Area 2-1 (OT)	Madison Memorial 1-0	Kenosha Bradford 1-0	Kenosha Bradford 7 p.m.	Racine Park 2-1	Janesville Parker (#9)
Verona Area (#5) @ Verona Area 5 p.m.	Verona Area 8-0	Madison West 7 p.m.	Madison Memorial 1-0	Kenosha Bradford 1-0	Milton 3-0	Milton 8-2	Racine Park (#5) @ Racine Park 3:30 p.m.\$
La Crosse Logan (#12)	@ Waunakee 7 p.m.	Madison West 9-0	Madison Memorial 1-0	Kenosha Bradford 1-0	Kenosha Bradford 7 p.m.	Burlington (#13)	Janesville Craig (#12)
Madison West (#4) @ Madison West 5 p.m.#	Madison West 9-0	Onalaska 7 p.m.	Madison Memorial 1-0	Kenosha Bradford 1-0	Kenosha Bradford 7 p.m.	Milton 8-2	Milton (#4)
Reedsburg Area (#13)		Onalaska 8-0	Madison Memorial 1-0	Kenosha Bradford 1-0	Kenosha Bradford 7 p.m.	Burlington (#13)	Burlington (#13)
Onalaska (#6) @ Onalaska 7 p.m.	Onalaska 8-0	Middleton 7 p.m.	Madison Memorial 2-0	Kenosha Bradford* 1 p.m.	Kenosha Bradford* 1 p.m.	Badger 3-0	Badger (#6) @ Badger 6 p.m.
Sparta (#11)	@ Madison Memorial 11 a.m.**	Middleton 9-1	Madison Memorial 2-0	Kenosha Bradford* 1 p.m.	Kenosha Bradford* 1 p.m.	Badger 3-0	Waterford (#11)
Middleton (#3) @ Middleton 5 p.m.	Middleton 5-0	Madison Memorial 7 p.m.	Madison Memorial 2-0	Kenosha Bradford* 1 p.m.	Kenosha Bradford* 1 p.m.	Badger 3-0	Racine Case (#3) @ Racine Case 5 p.m.
La Crosse Central (#14)		Madison Memorial 7 p.m.	Madison Memorial 2-0	Kenosha Bradford* 1 p.m.	Kenosha Bradford* 1 p.m.	Badger 3-0	Beloit Memorial (#14)
Sauk Prairie (#7) @ Sauk Prairie 7 p.m.	Sauk Prairie 1-1 (5-4 SO)	Madison Memorial 1 p.m.**	Madison Memorial 2-0	Kenosha Bradford* 1 p.m.	Kenosha Bradford* 1 p.m.	Badger 3-0	Racine Horlick (#7) @ Racine Horlick 5 p.m.
Baraboo (#10)	@ Madison Memorial 1 p.m.**	Madison Memorial 1 p.m.**	Madison Memorial 2-0	Kenosha Bradford* 1 p.m.	Kenosha Bradford* 1 p.m.	Badger 3-0	Elkhorn Area (#10)
Madison Memorial (#2) @ Mad. Mem. 7 p.m.**	Madison Memorial 9-0	Madison Memorial 1 p.m.**	Madison Memorial 2-0	Kenosha Bradford* 1 p.m.	Kenosha Bradford* 1 p.m.	Badger 3-0	Kenosha Tremper (#2) @ Ken. Tremper 5 p.m.*
Poynette/Portage (#15)		Madison Memorial 1 p.m.**	Madison Memorial 2-0	Kenosha Bradford* 1 p.m.	Kenosha Bradford* 1 p.m.	Badger 3-0	Westosha Central (#15)

**Mansfield Stadium
Breese Stevens

* Ameche Field
\$\$ Pershing Park

SECTIONAL #4				SECTIONAL #5			
Regionals		Sectionals		Sectionals		Regionals	
Thurs., May 28	Sat., May 30	Thurs., June 4	Sat., June 6	Sat., June 6	Thurs., June 4	Sat., May 30	Thurs., May 28
Appleton North (#1) @ Appleton North 7 p.m.	Appleton North 7-0	Appleton North 6-1	Appleton North 2-1	Waukesha West 3-1	Waukesha West 4-0	Waukesha West 5-0	Waukesha West (#1) @ Wauk. W. 4:30 p.m.
Hortonville (#16)	@ Appleton North 1 p.m.	Appleton North 2 p.m.	Hartford Union 2-1	Waukesha West 4-0	Waukesha West 6:30 p.m.	@ Waukesha West 5 p.m.	Stoughton (#16)
Appleton West (#8) @ Appleton W. 7:30 p.m.*	Wisconsin Rapids Linc. 2-0	Hartford Union 3 p.m.	Hartford Union 1-0	Waukesha West 4-0	Waukesha West 6:30 p.m.	New Berlin Eisenhower 4-0	New Berlin Eisen. (#8) @ New Ber. Eis. 4:30 p.m.
Wis. Rapids Linc. (#9)		Hartford Union 3 p.m.	Grafton 1-0	Waukesha West 2-1 (2 OT)	Waukesha West 6:30 p.m.	Waukesha South 6-0	Watertown (#9)
Slinger (#5) @ Slinger 7 p.m.	Slinger 1-0	Hartford Union 3 p.m.	Grafton 1-0	Waukesha West 2-1 (2 OT)	Waukesha West 6:30 p.m.	Monona Grove 2-1	Monona Grove (#5) @ Monona Grove 7 p.m.
West Bend West (#12)	@ Appleton North 3 p.m.	Hartford Union 3 p.m.	Grafton 1-0	Waukesha West 2-1 (2 OT)	Waukesha West 6:30 p.m.	Monona Grove 2-1	Oregon (#12)
Hartford Union (#4) @ Hartford Union 7 p.m.	Hartford Union 4-1	Hartford Union 3 p.m.	Grafton 1-0	Waukesha West 2-1 (2 OT)	Waukesha West 6:30 p.m.	Waukesha South 6-0	Waukesha South (#4) @ Wauk. So. 4:30 p.m.
West Bend East (#13)		Hartford Union 3 p.m.	Grafton 1-0	Waukesha West 2-1 (2 OT)	Waukesha West 6:30 p.m.	Waukesha South 6-0	Sun Prairie (#13)
Oshkosh West (#6) @ Osh. W. 7:15 p.m. ##	Fond du Lac 2-1	Hartford Union 3 p.m.	Grafton 1-0	Waukesha West 2-1 (2 OT)	Waukesha West 6:30 p.m.	Muskego 4-0	Muskego (#6) @ Muskego 7 p.m.
Fond du Lac (#11)	@ Appleton East 10 a.m.	Hartford Union 3 p.m.	Grafton 1-0	Waukesha West 2-1 (2 OT)	Waukesha West 6:30 p.m.	Muskego 4-0	Madison East (#11)
Neenah (#3) @ Neenah 7 p.m.	Neenah 2-1 (2 OT)	Hartford Union 3 p.m.	Grafton 1-0	Waukesha West 2-1 (2 OT)	Waukesha West 6:30 p.m.	Muskego 4-0	Madison East (#11)
Menasha (#14)		Hartford Union 3 p.m.	Grafton 1-0	Waukesha West 2-1 (2 OT)	Waukesha West 6:30 p.m.	Muskego 4-0	Madison East (#11)
Grafton (#7) @ Grafton 7 p.m.	Grafton 3-0	Hartford Union 3 p.m.	Grafton 1-0	Waukesha West 2-1 (2 OT)	Waukesha West 6:30 p.m.	Muskego 4-0	Madison East (#11)
Stevens Point (#10)	@ Appleton East Noon	Hartford Union 3 p.m.	Grafton 1-0	Waukesha West 2-1 (2 OT)	Waukesha West 6:30 p.m.	Muskego 4-0	Madison East (#11)
Appleton East (#2) @ Appleton East 7 p.m.	Appleton East 5-0	Hartford Union 3 p.m.	Grafton 1-0	Waukesha West 2-1 (2 OT)	Waukesha West 6:30 p.m.	Muskego 4-0	Madison East (#11)
Oshkosh North (#15)		Hartford Union 3 p.m.	Grafton 1-0	Waukesha West 2-1 (2 OT)	Waukesha West 6:30 p.m.	Muskego 4-0	Madison East (#11)

* Nienhaus Soccer Complex
UW-Oshkosh

* Quad Park

2009 Girls Soccer Assignments – Division 1

SECTIONAL #2		SECTIONAL #7	
Regionals		Regionals	
Thurs., May 28	Sat., May 30	Thurs., June 4	Thurs., May 28
De Pere (#1) @ De Pere 6:30 p.m.	De Pere 11-0 @ De Pere 11 a.m.	De Pere 9-0	Homestead (#1) Homestead 11-0 @ Homestead 5 p.m. West Allis Central (#16)
Green Bay West (#16)			
Sheboygan South (#8) @ Sheboygan So. 5 p.m.*	Sheboygan South 3-2 (2 OT)		Wauwatosa West (#8) Wauwatosa West 3-0 @ Wauwatosa W. 7 p.m.* Pius XI (#9)
Ashwaubenon (#9)			
Sheboygan North (#5) @ Sheboygan No. 7 p.m.*	Sheboygan North 3-0 @ De Pere 1 p.m.	De Pere 3-2	Germantown (#5) Germantown 1-0 @ Germantown 7 p.m. West Allis Hale (#12)
Pulaski (#12)			
Green Bay Southwest (#4) @ Green Bay SW 7 p.m.	Kaukauna 2-0	Sheboygan North 3-2	Cedarburg (#4) Cedarburg 4-0 @ Cedarburg 7 p.m. Wauwatosa East (#13)
Kaukauna (#13)			
Plymouth (#6) @ Plymouth 5 p.m.	Plymouth 3-1 @ Bay Port 11 a.m.	De Pere 1-0	Menomonee Falls (#6) Menomonee Falls 1-1 (4-3 SO) @ Meno. Falls 7 p.m. Oconomowoc (#11)
New London (#11)			
Green Bay Preble (#3) @ Gr. Bay W. 4:30 p.m. Fri.	Green Bay Preble 5-0	Green Bay Preble 1-0	Brookfield Central (#3) Brookfield Central 10-0 @ Brookfield Cen. 7 p.m. Milwaukee Hamilton (#14)
Shawano Community (#14)			
Kimberly (#7) @ Kimberly 7 p.m.	Kimberly 2-0 @ Bay Port 1 p.m.	Bay Port 3-0	Arrowhead (#7) Arrowhead 3-0 @ Arrowhead 6:30 p.m. Hamilton (#10)
Green Bay East (#10)			
Bay Port (#2) @ Bay Port 7 p.m.	Bay Port 6-0	Bay Port 3-0	Brookfield East (#2) Brookfield East 2-0 @ Brookfield East 7 p.m. Milwaukee Vincent (#15)
Manitowoc Lincoln (#15)			

Game 3 WIAA State Tournament June 11 - Quarterfinals - 5 p.m. Sectional #2 vs. Sectional #7 Uihlein Soccer Park - Milwaukee

* Horace Mann Complex * Whitman Field

SECTIONAL #1		SECTIONAL #8	
Regionals		Regionals	
Thurs., May 28	Sat., May 30	Thurs., June 4	Thurs., May 28
Chippewa Falls (#1) @ Chippewa Falls 7 p.m.	Chippewa Falls 7-0 @ Chippewa Falls 1 p.m.	Eau Claire Memorial 0-0 (SO 4-3)	Divine Savior (#1) Divine Savior Holy Angels 13-0 @ Divine Savior 5 p.m.** Milw Washington (#16)
New Richmond (#8)			
Eau Claire North (#5) @ Eau Claire Mem. 5 p.m.	Eau Claire Memorial 2-1		Cudahy/Saint Francis (#8) Cudahy/St. Francis 3-2 @ Cudahy 4:30 p.m. Milw. Riverside Univ. (#9)
Eau Claire Memorial (#4)			
River Falls (#3) @ River Falls 5 p.m.	River Falls 2-1 (2 OT) @ Chippewa Falls 3:30 p.m.	Hudson 2-2 (3-0 SO)	Franklin (#5) Franklin 7-0 @ Franklin 7 p.m. Milw. Bradley Tech. (#12)
Menomonie (#6)			
Superior (#7) @ Hudson 5 p.m.	Hudson 8-0	Wausau East 4-0	Nicolet (#4) Nicolet 8-1 @ Nicolet 7 p.m. Milw Pulaski/Arts (#13)
Hudson (#2)			
Wausau East (#1) @ Wausau East 5 p.m.	Wausau East 15-0 @ Wausau East 1 p.m.	Wausau East 7-0	Oak Creek (#6) Oak Creek 5-0 @ Oak Creek 4:30 p.m. Greenfield (#11)
Merrill (#8)			
Antigo (#5) @ Marshfield 5 p.m.	Antigo 2-1 (OT)		Greendale (#3) Greendale 9-0 @ Greendale 6:30 p.m. Milwaukee Bay View (#14)
Marshfield (#4)			
Rhineland (#3) @ Rhineland 5 p.m.	Rhineland 2-0 @ Wausau East 3 p.m.	Rhineland 1-0	Milwaukee King (#7) Milwaukee King 1-0 (2 OT) @ South Milw. 5:30 p.m. South Milwaukee (#10)
Wausau West (#6)			
Lakeland (#7) @ D.C. Everest 7 p.m.*	D.C. Everest 1-0		Whitefish Bay (#2) Whitefish Bay 7-0 @ Whitefish Bay 7 p.m. Milw. Mad/Mar/NW (#15)
D.C. Everest (#2)			

Game 4 WIAA State Tournament June 11 - Quarterfinals - 7 p.m. Sectional #1 vs. Sectional #8 Uihlein Soccer Park - Milwaukee

* D.C. Everest Middle School * Quad Park

2009 Girls Soccer Assignments – Division 2

SECTIONAL #3				SECTIONAL #4			
Regionals		Sectionals		Sectionals		Regionals	
Thurs., May 28	Sat., May 30	Thurs., June 4	Sat., June 6	Sat., June 6	Thurs., June 4	Sat., May 30	Thurs., May 28
	Notre Dame (#1)			Game 5 WIAA State Tournament June 12 - Semifinals - 12 noon Sectional #3 vs. Sectional #4 Uihlein Soccer Park - Milwaukee		Shorewood (#1)	
Luxemburg-Casco (#5)	@ Seymour 2 p.m.	Notre Dame 3-0			Shorewood 5-0	@ Shorewood 2 p.m.	Milw. Ron. Rea/LLL (#8)
@ Sturgeon Bay 5 p.m.	Sturgeon Bay 1-0					Milwaukee Lutheran (#5)	@ Milw Lutheran 7 p.m.
Sturgeon Bay (#4)		@ West De Pere 6:30 p.m.	Notre Dame 3-0	Shorewood 1-0	@ Shorewood 6:30 p.m.	Milwaukee Lutheran 4-0	Brown Deer (#4)
West De Pere (#3)	West De Pere 12-0					New Berlin West 9-0	@ New Ber. W. 4:30 p.m.
@ West De Pere 6:30 p.m.	@ Seymour 4 p.m.	West De Pere 4-0		Catholic Memorial 2-0	Wisconsin Lutheran 0-0 (SO 5-4)	@ Shorewood 4 p.m.	Milw. School Lang. (#6)
Little Chute (#6)	Seymour 8-0		Notre Dame 4-1	@ Pewaukee 1 p.m.		Wisconsin Lutheran 19-0	@ Wis. Luth. 4:30 p.m.
Freedom (#7)							Wisconsin Lutheran (#2)
@ Seymour 6:30 p.m.			@ Kiel 1 p.m.	Catholic Memorial 10-1	@ Catholic Memorial 5 p.m.	Catholic Memorial (#1)	
Seymour (#2)						@ Waukesha So. - Noon Host: Catholic Memorial	Big Foot/Williams Bay (#5)
	Sheboygan Falls (#1)	Sheboygan Falls 4-0	Sheboygan Falls 7-0	Catholic Memorial 1-0		Big Foot/Williams Bay 4-2	@ East Troy 4:30 p.m.
	@ Sheboygan Falls 1 p.m.						East Troy (#4)
Campbellsport (#5)	Kiel 3-0	@ Sheboygan Falls 4:30 p.m.				Delavan-Darian 1-0	@ Delavan-Dar. 6:30 p.m.
@ Kiel 4:30 p.m.							Whitewater (#6)
Kiel (#4)						@ Waukesha So. - 2 p.m. Host: Catholic Memorial	Union Grove (#7)
Kewaskum (#3)	Kewaskum 6-3					Pewaukee 3-0	@ Pewaukee 4:30 p.m.
@ Kewaskum 4:30 p.m.	@ Sheboygan Falls 3 p.m.						Pewaukee (#2)
Waupun (#6)	Port Washington 4-0						
Two Rivers (#7)							
@ Port Washington 5 p.m.							
Port Washington (#2)							

SECTIONAL #1				SECTIONAL #2			
Regionals		Sectionals		Sectionals		Regionals	
Thurs., May 28	Sat., May 30	Thurs., June 4	Sat., June 6	Sat., June 6	Thurs., June 4	Sat., May 30	Thurs., May 28
	Ashland (#1)			Game 6 WIAA State Tournament June 12 - Semifinals - 2 p.m. Sectional #1 vs. Sectional #2 Uihlein Soccer Park - Milwaukee		Mount Horeb (#1)	
Ashland (#1)	@ Ashland 5 p.m.**	Ashland 5-0			Mount Horeb 4-0	@ Mount Horeb Noon	Mauston (#5)
Mosinee (#8)	Ashland 6-0					West Salem 2-2 (3-2 SO)	@ West Salem 7 p.m.
Hayward (#5)	@ Spooner 4:30 p.m.	@ Ashland 5 p.m.	Ashland 3-0	Mount Horeb 1-0	@ Mount Horeb 6 p.m.		West Salem (#4)
@ Spooner 4:30 p.m.	Spooer 2-1					Platteville/Lancaster 5-0	@ Platteville 4:30 p.m.
Spooer (#4)							River Valley (#6)
	Northland Pines (#3)					Platteville/Lancaster 2 p.m.	Richland Center (#7)
	@ North. Pines 4:30 p.m.					Lodi 11-0	@ Lodi 7 p.m.
Osceola (#6)	Osceola 3-2						Lodi (#2)
Amery (#7)	@ Rice Lake Noon						
@ Rice Lake 4:30 p.m.	Rice Lake 2-0						
Rice Lake (#2)	Rice Lake 3-2						
	Xavier (#1)						
	@ Xavier 1 p.m.						
Berlin (#5)	Winneconne 3-0						
@ Winneconne 4:30 p.m.							
Winneconne (#4)							
	Waupaca (#3)						
@ Waupaca 4:30 p.m.	Waupaca 1-0						
Ripon (#6)							
	@ Xavier 3 p.m.						
Clintonville (#7)	Fox Valley Lutheran 6-0						
@ Fox Val. Luth. 4:45 p.m.							
Fox Valley Lutheran (#2)							

** Northland College

* Breese Stevens

2009 Girls Soccer Assignments – Division 3

SECTIONAL #3				SECTIONAL #4			
Regionals		Sectionals		Sectionals		Regionals	
Thurs., May 28	Sat., May 30	Thurs., June 4	Sat., June 6	Sat., June 6	Thurs., June 4	Sat., May 30	Thurs., May 28
Winnebago Lutheran Ac. (#1) @ Winn. Luth. 7 p.m.**	Winnebago Lutheran Ac. 6-0	Winnebago Lutheran Ac. 2-0	Winnebago Lutheran Ac. 1-0	Kettle Moraine Lutheran 1-0	Kettle Moraine Lutheran 1-0	Kettle Moraine Lutheran 8-0	Kettle Moraine Luth. (#1) @ Ket. Mor. Luth. 4:30 p.m. Brookfield Academy (#8)
Valley Christian (#8)	@ Winnebago Lutheran 5 p.m.\$					@ Kettle Moraine Luth. 1 p.m.	Cedar Grove-Belgium (#5) @ Random Lake 4:30 p.m. Random Lake (#4)
Oakfield (#5) @ Osh. Lourdes 4:30 p.m.%	Oshkosh Lourdes 1-0		Winnebago Lutheran Ac. 3-1	Kettle Moraine Lutheran 3-0	@ Kettle Moraine Lutheran 5 p.m.	Random Lake 2-0	Ozaukee (#3) @ Ozaukee 4:30 p.m. University School (#6)
Oshkosh Lourdes (#4)							
Omro (#3) @ Omro 5 p.m.	Omro 3-2	St. Mary's Springs 4-1	Winnebago Lutheran Ac. 3-1	Kettle Moraine Lutheran 2-1 (1 OT)	Ozaukee 1-0		Living Word Lutheran (#7) @ Dominican 4:30 p.m.\$ Dominican (#2)
North Fond du Lac (#6)	@ Winnebago Lutheran 7 p.m.\$					@ Kettle Moraine Luth. 3 p.m.	
Wautoma/Faith Chr. (#7) @ St. Mary's Spr 7 p.m.\$	St. Mary's Springs 10-0					Living Word Lutheran 2-1	
Saint Mary's Springs (#2)							
Oostburg (#1) @ Oostburg 7 p.m.	Oostburg 8-2	@ New Holstein 1 p.m.		@ Kettle Moraine Lutheran 2 p.m.	Racine Saint Catherine's 6-0	Racine Saint Catherine's 6-0	Rac. Saint Catherine's (#1) @ Rac. St. Cat's** 5:30 p.m. Martin Luther (#8)
Elkhart Lake-Glen. (#8)	@ Oostburg 1 p.m.				Racine Saint Catherine's 3-2 (SO)	@ Racine St. Catherine's 1 p.m.**	Saint Thomas More (#5) @ Ken. Chr. Life 4:30 p.m. Ken. Christian Life (#4)
Roncalli (#5) @ Sh. Area Luth. 4:30 p.m.	Sheboygan Area Luth 7-2	Howards Grove 3-1		Kenosha St. Joseph 1-0	Kenosha Christian Life 4-2	Kenosha Christian Life 4-2	Kenosha St. Joseph (#3) @ Ken. St. Joseph 5 p.m.# Heritage Christian (#6)
Sheboygan Area Luth (#4)		@ Oostburg 3:30 p.m.					
Howards Grove (#3) @ Howards Gr. 4:30 p.m.#	Howards Grove 2-0						
Valders (#6)	@ Oostburg 3 p.m.	Howards Grove 1-0	% UW-Oshkosh ** Fond du Lac Soccer Complex \$ Marian Univ. # Lakeland College		Kenosha St. Joseph 1-0	@ Racine St. Catherine's 11 a.m.**	Racine Lutheran (#7) @ The Prairie Sch. 5 p.m. The Prairie School (#2)
Sheb. County Christian (#7) @ New Holstein 7 p.m.	New Holstein 8-0					The Prairie School 10-0	
New Holstein (#2)							

SECTIONAL #1				SECTIONAL #2			
Regionals		Sectionals		Sectionals		Regionals	
Thurs., May 28	Sat., May 30	Thurs., June 4	Sat., June 6	Sat., June 6	Thurs., June 4	Sat., May 30	Thurs., May 28
	Washburn (#1) @ Washburn 1 p.m.	Washburn 7-0	Washburn 5-0	Columbus 2-1 (1 OT)	Columbus 1 p.m.	Columbus (#1) @ Columbus 1 p.m.	Wisconsin Heights (#5) @ Aquinas 6 p.m. Aquinas (#4)
Phillips (#5) @ Conserve 4 p.m.	Conserve 3-0	@ Washburn 5 p.m.		Lake Mills 4-1	@ Columbus 4:30 p.m.	Lake Mills (#3) @ Lake Mills 6:30 p.m. Dodgeville (#6)	
Conserve (#4)		Three Lakes 1-0			Lake Mills 7-1		
Three Lakes (#3) @ Three Lakes 4 p.m.	Three Lakes 1-0	Three Lakes 1-0	Saint Mary Central 3-0	Lake Mills 2-1	@ Columbus 3 p.m.	Prairie du Chien (#7) @ Watertown L.P. 4:30 p.m. Watertown Luther Prep. (#2)	
Bayfield (#6)	@ Washburn 3 p.m.				Watertown Luther Prep. 6-1		
Barron (#7) @ Barron 4:30 p.m.	Somerset 2-0	@ Stevens Point Noon		@ Lake Mills 1 p.m.	Hustisford 9-0	Hustisford (#1) @ Hustisford 7 p.m. Clinton (#8)	
Somerset (#2)					Hustisford 3-0	Central Wis. Christian (#5) @ Lake Co. Luth 4:30 p.m. Lake Co. Luth./U.L.S. (#4)	
Saint Mary Central (#1) @ St. Mary Cent. 7 p.m.	Saint Mary Central 9-1	Saint Mary Central 5-1		Palmyra-Eagle 3-2	@ Hustisford 7 p.m.	Mayville (#3) @ Mayville 4:30 p.m. Lomira (#6)	
Kewaunee (#8)	@ Saint Mary Central 7 p.m.				Hustisford 5 p.m.		
Sevastopol/Gibraltar (#5) @ Assumption 5 p.m.	Assumption 2-1	@ St Mary Central 7 p.m.	Saint Mary Central 3-2		Central Wis. Christian 8-0	Wayland Academy (#7) @ Palmyra-Eagle 6 p.m. Palmyra-Eagle (#2)	
Assumption (#4)		Wrightstown 4-3 (OT)			Palmyra-Eagle 4-0		
GB NEW Lutheran (#3) @ GB NEW Luth. 4:30 p.m.	Green Bay NEW Lutheran 6-0						
Southern Door (#6)	@ Saint Mary Central 4:30 p.m.						
Newman Catholic (#7) @ Wrightstown 4:30 p.m.	Wrightstown 4-0						
Wrightstown (#2)							

State Girls Soccer Champions

Year	Schools	Champion (Coach)	Runner-up (Coach)	Score	Site
1983	40	Whitefish Bay (Pamela Tripp)	Milwaukee Hamilton (Ronald Auer)	4-0	Menomonee Falls
1984	44	Whitefish Bay (Frank D'Amato)	Nicolet (Ted Wach)	4-0	Brookfield (Central H.S.)
1985	48	Whitefish Bay (Frank D'Amato)	Madison Memorial (Jerry Haugh)	3-2	Sussex (Hamilton H.S.)
1986	54	Madison Memorial (Jerry Haugh)	Neenah (Ade Van Geffen)	1-0	Racine
1987	62	Madison Memorial (Jerry Haugh)	Arrowhead (Dean Groth)	1-0	Madison (Breese Stevens)
1988	64	Madison West (Patty Wirth)	Grafton (Dave Prieto)	1-0	Madison (Breese Stevens)
1989	66	Brookfield East (Peter Knezic)	Neenah (Ade Van Geffen)	1-0	Madison (Breese Stevens)
1990	69	Neenah (Ade Van Geffen)	Monona Grove (Kathleen O'Brien-Kim)	1-0	Madison (Breese Stevens)
1991	81	Madison West (Patty Wirth)	Greendale (Andy Krupa)	4-0	Madison (Breese Stevens)
1992	83	Homestead (Kathy Connelly)	Brookfield Central (Rich Dorn)	3-0	Madison (Breese Stevens)
1993	92	Wauwatosa East (Jim Schuemann)	Homestead (Kathy Connelly)	2-1	Madison (Breese Stevens)
1994	102	Whitefish Bay (Mark Botterill)	Cedarburg (Hayden Knight)	4-1 (OT)	Madison (Breese Stevens)
1995	115	Homestead (Kathy Connelly)	Madison West (Donal Kaehler)	3-0	Madison (Breese Stevens)
1996	126	Wauwatosa East (Jim Schuemann)	Hudson (Scott Erlingson)	4-3	Madison (Breese Stevens)
1997	135	1 - Wauwatosa East (Jim Schuemann)	Hartford (Dave Pietsch)	1-0	Madison (Breese Stevens & Mansfield)
		2 - Grafton (Don Arnold)	Whitefish Bay (Mark Botterill)	4-1	
1998	142	1 - Arrowhead (Wally Ziaja)	Wauwatosa East (Jim Schuemann)	3-2	Madison (Breese Stevens & Mansfield)
		2 - Whitefish Bay (Mark Botterill)	Monona Grove (Jesus Torres)	1-0	
1999	151	1 - Madison West (Donal Kaehler)	Wauwatosa East (Jim Schuemann)	4-2	Madison (Breese Stevens & Mansfield)
		2 - Whitefish Bay (Mark Botterill)	New Berlin Eisenhower (Jim Knurr)	5-1	
2000	146	1 - Madison West (Donal Kaehler)	Arrowhead (Wally Ziaja)	3-0	Madison (Breese Stevens & Mansfield)
		2 - Whitefish Bay (Mark Botterill)	Monona Grove (Jeff Vitense)	2-1	
2001	208	1 - Pius XI (Jon Coleman)	Neenah (Don Thompson)	3-1	Madison (Breese Stevens & Mansfield)
		2 - Monona Grove (Jeff Vitense)	Whitefish Bay (Chris Albert)	0-0 (3-2 SO)	
2002	212	1 - Brookfield Central (Bryan Yenor)	Neenah (Don Thompson)	3-1	Madison (Breese Stevens & Mansfield)
		2 - Monona Grove (Jeff Vitense)	Notre Dame (Abdul Nur)	1-0	
2003	219	1 - Brookfield Central (Bryan Yenor)	Wauwatosa East (Jim Schuemann)	3-0	Madison (Breese Stevens & Mansfield)
		2 - Monona Grove (Jeff Vitense)	Notre Dame (Abdul Nur)	2-0	
		3 - Ozaukee (Eric Liebergen)	The Prairie School (Chris Dembiec)	1-1 (3-2 SO)	
2004	227	1 - Brookfield Central (Bryan Yenor)	Cedarburg (Hayden Knight)	7-0	Milwaukee (Uihlein)
		2 - Catholic Memorial (John Burke)	Monona Grove (Jeff Vitense)	2-1	
		3 - Xavier (Steve Kappell)	The Prairie School (Chris Dembiec)	3-1	
2005	232	1 - Brookfield Central (Bryan Yenor)	Eau Claire Memorial (George Oien)	5-1	Milwaukee (Uihlein)
		2 - Xavier (Steve Kappell)	Whitefish Bay (Patrick Danaher)	2-1 (OT)	
		3 - Ozaukee (Eric Liebergen)	Aquinas (Mike Jacobs)	1-0	
2006	241	1 - Middleton (Ken Burghy)	Homestead (Rich Dorn)	0-0 (5-3 SO)	Milwaukee (Uihlein)
		2 - Catholic Memorial (John Burke)	Madison Edgewood (Chris Martinelli)	1-0	
		3 - Ozaukee (Eric Liebergen)	Dodgeville (Brian Kulcinski)	3-0	
2007	243	1 - Homestead (Rich Dorn)	De Pere (Trisha Rhodes)	3-2 (2 OT)	Milwaukee (Uihlein)
		2 - Catholic Memorial (John Burke)	McFarland (Domenick Genova)	4-1	
		3 - Saint Mary Central (Gary Kruger)	Racine Saint Catherine's (Ben Lake)	3-1	
2008	247	1 - Divine Savior Holy Angels (Kevin Roethe)	Waunakee (Jesus Torres)	1-0	Milwaukee (Uihlein)
		2 - Xavier (Bill Peplinski)	Catholic Memorial (John Burke)	1-0	
		3 - University School of Milwaukee (Jason Rienzi)	New Holstein (Bill Schleh)	1-1 (2-1 SO)	
2009	249	1 - Divine Savior Holy Angels (Kevin Roethe)	Waukesha West (David Zindler)	1-0	Milwaukee (Uihlein)
		2 - Madison Edgewood (Chris Martinelli)	Catholic Memorial (John Burke)	1-0 (OT)	
		3 - Kettle Moraine Lutheran (Matt Moeller)	Saint Mary Central (Gary Kruger)	3-0	

Girls Soccer Participants

Appleton East (1) – 1996 (0-1)	Divine Savior Holy Angels (4) – 2002-1 (0-1), 2005-1 (0-1), 2008-1 (3-0), 2009-1 (2-0-1)	Hudson (6) – 1996 (2-1), 1997-1 (0-1), 1998-1 (1-1), 1999-1 (0-1), 2000-1 (0-1), 2001-1 (0-1)
Appleton North (3) – 2002-1 (0-1), 2006-1 (1-1), 2008-1 (0-1)	Dodgeville (1) – 2006-3 (1-1)	Janesville Craig (5) – 1992 (0-1), 1993 (0-1), 1996 (0-1), 1998-1 (0-1), 1999-1 (1-1)
Aquinas (3) – 2003-3 (0-1), 2005-3 (1-1), 2007-3 (0-1)	Eau Claire Memorial (6) – 2002-1 (0-1), 2003-1 (0-1), 2005-1 (2-1), 2006-1 (0-1), 2007-1 (0-1), 2008-1 (0-1)	Kenosha Bradford (3) – 2007-1 (1-0-1), 2008-1 (0-1), 2009-1 (0-0-1)
Arrowhead (9) – 1985 (0-0-1), 1987 (1-1-1), 1988 (1-1), 1989 (0-1), 1991 (0-1), 1994 (1-1), 1998-1 (3-0), 1999-1 (0-1), 2000-1 (2-1)	Elkhorn (1) – 1997-2 (0-1)	Kenosha Tremper (7) – 1991 (0-1), 2001-1 (0-1), 2002-1 (0-0-1), 2003-1 (0-1), 2004-1 (1-1), 2005-1 (0-1), 2006-1 (0-1)
Ashland (1) – 2009-2 (0-1)	Fond du Lac (4) – 2000-1 (0-1), 2003-1 (1-1), 2004-1 (1-1), 2005-1 (0-0-1)	Kettle Moraine Lutheran (1) – 2009-3 (2-0)
Bay Port (1) – 2008-1 (1-1)	Franklin (2) – 1998-1 (0-1), 1999-1 (0-1)	Kimberly (1) – 2005-1 (0-1)
Belleville/New Glarus (1) – 2004-3 (0-1)	Grafton (7) – 1987 (1-1), 1988 (2-1), 1997-2 (2-0), 2003-2 (0-1), 2004-2 (0-1), 2008-2 (0-1), 2009-1 (0-1)	Lake Mills (1) – 2009-3 (0-1)
Brookfield Central (11) – 1987 (0-1), 1990 (0-0-1), 1992 (1-1-1), 1997-1 (1-1), 2001-1 (1-1), 2002-1 (3-0), 2003-1 (3-0), 2004-1 (3-0), 2005-1 (3-0), 2006-1 (1-1), 2009-1 (1-0-1)	Green Bay Preble (2) – 1998-1 (0-1), 1999-1 (0-1)	Lakeland (1) – 2004-1 (0-1)
Brookfield East (3) – 1986 (1-1), 1989 (3-0), 2008-1 (1-1)	Green Bay Southwest (3) – 1997-1 (0-1), 2001-1 (1-1), 2003-1 (0-1)	Madison East (1) – 2001-1 (0-0-1)
Catholic Memorial (5) – 2004-2 (2-0), 2006-2 (2-0), 2007-2 (2-0), 2008-2 (0-1-1), 2009-2 (1-1)	Greendale (3) – 1984 (0-1), 1990 (0-1), 1991 (2-1)	Madison Edgewood (2) – 2006-2 (1-1), 2009-2 (2-0)
Cedarburg (3) – 1994 (2-1), 1999-1 (1-1), 2004-1 (2-1)	Hamilton (1) – 1988 (0-1)	Madison Memorial (11) – 1983 (0-1), 1984 (0-1), 1985 (0-1-1), 1986 (2-0-1), 1987 (3-0), 1989 (1-1), 1993 (1-1), 1994 (0-1), 2002-1 (1-0-1), 2004-1 (0-1), 2009-1 (0-0-2)
De Pere (3) – 2006-1 (0-0-1), 2007-1 (0-1-2), 2009-1 (0-1)	Hartford (1) – 1997-1 (2-1)	Madison West (10) – 1988 (3-0), 1991 (3-0), 1992 (1-1), 1995 (2-1), 1996 (1-1), 1997-1 (1-0-1), 1998-1 (1-1), 1999-1 (3-0), 2000-1 (3-0), 2003-1 (0-1)
	Homestead (9) – 1986 (0-1), 1989 (0-1), 1992 (3-0), 1993 (2-1), 1995 (3-0), 1996 (0-1), 2000-1 (1-1), 2006-1 (2-1), 2007-1 (2-0-1)	

McFarland (3) – 1991 (0-1), 2007-2 (1-1), 2008-2 (0-0-1)
Middleton (3) – 2005-1 (0-1-1), 2006-1 (2-0-1), 2007-1 (1-1)
Milwaukee Hamilton (3) – 1983 (1-1), 1985 (0-1), 1986 (0-1)
Milwaukee Riverside (3) – 1987 (0-1), 1988 (0-1), 1989 (0-1)
Monona Grove (9) – 1990 (0-1-2), 1997-2 (0-1), 1998-2 (1-1), 2000-2 (0-1-1), 2001-2 (2-0), 2002-2 (2-0), 2003-2 (2-0), 2004-2 (1-1), 2005-2 (0-1)
Mukwonago (3) – 1992 (0-0-1), 1994 (0-1), 2000-1 (1-1)
Neenah (12) – 1986 (2-1), 1987 (1-0-1), 1988 (1-1), 1989 (2-1), 1990 (3-0), 1992 (1-0-1), 1993 (0-1), 1994 (1-1), 1995 (0-1), 1998-1 (0-1), 2001-1 (1-1-1), 2002-1 (1-1-1)
New Berlin Eisenhower (4) – 1996 (0-1), 1998-2 (0-1), 1999-2 (1-1), 2000-2 (0-1)
New Berlin West (1) – 2002-2 (0-1)
New Holstein (2) – 1999-2 (0-1), 2008-3 (1-1)
Nicolet (6) – 1983 (0-1), 1984 (1-1), 1987 (0-1), 1988 (0-1), 1992 (0-1), 1996 (1-1)
Northland Pines (1) – 2004-2 (0-1)
Notre Dame (6) – 2001-2 (0-0-1), 2002-2 (1-1), 2003-2 (0-1-1), 2005-2 (0-1), 2007-2 (0-1), 2009-2 (0-1)
Oshkosh West (1) – 1991 (1-0-1)

Ozaukee (5) – 2003-3 (2-0), 2004-3 (0-1), 2005-3 (2-0), 2006-3 (2-0), 2007-3 (0-1)
Palmyra-Eagle (1) – 2008-3 (0-1)
Pius XI (1) – 2001-1 (3-0)
Plymouth (1) – 2000-2 (0-0-1)
Port Washington (1) – 1990 (1-1)
Pulaski (1) – 2004-1 (0-1)
Racine Case (3) – 1989 (0-1), 1993 (0-1), 1995 (0-1)
Racine Horlick (9) – 1986 (0-1), 1987 (0-1), 1988 (0-1), 1990 (0-1), 2002-1 (0-1-1), 2003-1 (1-1), 2004-1 (0-1), 2005-1 (1-1), 2006-1 (0-1)
Racine Park (1) – 1997-1 (0-1)
Racine Saint Catherine's (3) – 2001-2 (0-1), 2005-3 (0-1), 2007-3 (1-1)
Saint Mary Central (5) – 2005-3 (0-1), 2006-3 (0-1), 2007-3 (2-0), 2008-3 (0-1), 2009-3 (1-1)
Sauk Prairie (1) – 1999-2 (0-1)
Shorewood (3) – 1986 (1-0-1), 1989 (1-1), 1991 (0-0-1)
Slinger (2) – 1998-2 (0-1), 2006-2 (0-1)
Stevens Point (3) – 1995 (1-1), 2000-1 (0-1), 2007-1 (0-0-1)
The Prairie School (2) – 2003-3 (1-1), 2004-3 (1-1)
University School of Milwaukee (1) – 2008-3 (2-0)
Verona (2) – 1994 (0-1), 1995 (0-1)

Waukesha North (2) – 1990 (0-1), 1991 (1-1)
Waukesha South (1) – 1986 (0-1)
Waukesha West (4) – 2000-1 (1-1), 2007-1 (0-0-1), 2008-1 (0-1), 2009-1 (1-1-1)
Waunakee (1) – 2008-1 (2-1)
Wausau East (1) – 2009-1 (0-1)
Wauwatosa East (8) – 1993 (3-0), 1995 (1-1), 1996 (3-0), 1997-1 (2-0-1), 1998-1 (2-1), 1999-1 (2-1), 2001-1 (0-1), 2003-1 (2-1)
West Allis Hale (4) – 1992 (0-1), 1993 (0-1), 1994 (0-1), 1997-1 (0-1)
Whitefish Bay (16) – 1983 (2-0), 1984 (2-0), 1985 (2-0), 1990 (1-0-1), 1993 (1-1), 1994 (3-0), 1995 (0-1), 1997-2 (1-1), 1998-2 (2-0), 1999-2 (2-0), 2000-2 (2-0), 2001-2 (0-1-1), 2002-2 (0-1), 2003-2 (0-0-1), 2005-2 (1-1), 2007-1 (0-1)
Winnepago Lutheran Academy (2) – 2006-3 (0-1), 2009-3 (0-1)
Xavier (6) – 2003-3 (0-1), 2004-3 (2-0), 2005-2 (2-0), 2006-2 (0-1), 2007-2 (0-1), 2008-2 (2-0)

Note: Games resulting in shootouts are recorded as ties except in championship final, which is recorded as a win or loss.

Girls Soccer Attendance

Regionals

Regionals Attendance	Attendance
Appleton East (2 games)	475
Appleton North (2 games)	497
Appleton West	146
Aquinas	93
Arrowhead	176
Ashland (2 games)	291
Assumption	0
Badger	115
Barron	55
Bay Port (2 games)	481
Belleville	176
Brookfield Central	48
Brookfield East (2 games)	398
Catholic Memorial	238
Cedarburg	177
Chippewa Falls (2 games)	528
Columbus	185
Conserve	26
Cudahy	0
D.C. Everest	186
De Forest	81
De Pere (2 games)	328
Delavan-Darien	149
Divine Savior	
Holy Angels (2 games)	227
Dominican	63
East Troy	0
Eau Claire Memorial	319
Fox Valley Lutheran	40
Franklin	56
Germantown	157
Grafton	89
Green Bay NEW Lutheran	58
Green Bay Preble	115
Green Bay Southwest	111
Greendale	65

Hartford Union	129
Homestead (2 games)	460
Howards Grove	71
Hudson	60
Hustisford (2 games)	301
Kenosha Bradford (2 games)	384
Kenosha Christian Life	97
Kenosha St. Joseph	45
Kenosha Tremper (2 games)	566
Kettle Moraine	
Lutheran (2 games)	285
Kettle Moraine	102
Kewaskum	53
Kiel	65
Kimberly	120
Lake Country Lutheran	46
Lake Mills	104
Lodi	114
Madison	
Edgewood (2 games)	369
Madison	
La Follette (2 games)	376
Madison	
Memorial (2 games)	390
Madison West	78
Marshfield	76
Mayville	197
Mc Farland	72
Menomonee Falls	187
Middleton	0
Milton	135
Milwaukee Lutheran	134
Monona Grove	162
Monroe	133
Mount Horeb	303
Mukwonago	122
Muskego	101
Neenah	187

New Berlin Eisenhower	46
New Berlin West	42
New Holstein	155
Nicolet	57
Northland Pines	94
Oak Creek	35
Omro	73
Onalaska	83
Oostburg (2 games)	457
Oshkosh Lourdes	31
Oshkosh West	175
Ozaukee	59
Palmyra-Eagle	100
Pewaukee	165
Platteville	80
Plymouth	184
Port Washington	90
Racine Case	74
Racine Horlick	129
Racine Park	53
Racine Saint Catherine's (2 games)	393
Random Lake	57
Rhineland	0
Rice Lake (2 games)	63
River Falls	77
Saint Mary	
Central (2 games)	421
Saint Mary's Springs	81
Sauk Prairie	164
Seymour (2 games)	452
Sheboygan Area Lutheran	64
Sheboygan Falls	225
Sheboygan North	195
Shorewood (2 games)	229
Slinger	279
South Milwaukee	80
Spooner	168

Sturgeon Bay	61
The Prairie School	72
Three Lakes	28
Verona Area	81
Washburn	110
Watertown Luther	
Prep School	46
Waukesha South	126
Waukesha West (2 games)	505
Waunakee (2 games)	591
Waupaca	70
Wausau East (2 games)	406
Wauwatosa West	258
West De Pere	148
West Salem	157
Whitefish Bay (2 games)	341
Whitnall	0
Winnepago Lutheran	
Academy (2 games)	400
Winneconne	0
Wisconsin Lutheran	41
Wrightstown	102
Xavier	361
Total	21,207

Sectionals

Sectionals Attendance	Attendance
Appleton North	263
Ashland	310
Bay Port	280
Beaver Dam	132
Brookfield East (2 games)	709
Catholic Memorial	277
Columbus	163
De Pere	225
Divine Savior Holy Angels	282
Eau Claire North	221
Grafton	278

Homestead	417
Hudson	0
Hustisford	214
Kenosha Bradford (2 games)	689
Kenosha Tremper	240
Kettle Moraine	
Lutheran (2 games)	351
Kiel	213
Kimberly	220
Lake Mills	251
Madison Edgewood	499
Madison La Follette	288
Madison Memorial	452
Mount Horeb (2 games)	480
New Holstein	377
Oostburg	268
Oshkosh West	188
Pewaukee	175
Racine Saint Catherine's	249
Saint Mary Central	221
Sheboygan Falls	107
Shorewood	148
Stevens Point (2 games)	304
Washburn	144
Waukesha West	253
Waunakee (2 games)	714
Wausau East	136
West De Pere	329
Whitefish Bay (2 games)	816
Winnepago Lutheran	
Academy	378
Xavier	308
Total	12,569
Regionals	21,207
Sectionals	12,569
State	6,015
Grand Total	39,791

Girls Soccer Financial Statement

Regional Receipts	
Tickets	\$ 63,151.00
Broadcast Rights	<u>50.00</u>
Total Regional Receipts	\$ 63,201.00
Regional Expenses	
Meet Allowances	\$ 37,789.46
Officials Fees	36,521.31
Awards	<u>3,540.00</u>
Total Regional Expenses	\$ 77,850.77
Sectional Receipts	
Tickets	\$ <u>37,521.00</u>
Total Sectional Receipts	\$ 37,521.00
Sectional Expenses	
Meet Allowances	\$ 17,684.96
Officials Fees	11,291.69
Awards	<u>2,105.10</u>
Total Sectional Expenses	\$ 31,081.75
State Receipts	
Tickets	\$ 41,091.00
Programs	1,476.00
Program Ads	458.75
Royalties	<u>1,094.94</u>
Total State Receipts	\$ 44,120.69
State Expenses	
Running Meet	\$ 9,495.00
Programs	2,470.00
Officials Fees	4,761.68
Awards	1,495.32
Participant Travel	<u>17,688.00</u>
Total State Expenses	\$ 35,910.00
GRAND TOTAL RECEIPTS	\$ 144,842.69
GRAND TOTAL EXPENSES	<u>144,842.52</u>
DIFFERENCE	\$ 0.17

**State
Girls Soccer
Attendance**

1983	525
1984	492
1985	679
1986	757
1987	1144
1988	1308
1989	1719
1990	2348
1991	2502
1992	2328
1993	2515
1994	2889
1995	3758
1996	2505
1997	3362
1998	3669
1999	4516
2000	4762
2001	4652
2002	5591
2003	5258
2004	5979
2005	5700
2006	6321
2007	5881
2008	6713
2009	6015

Softball

The WIAA began sponsoring a softball tournament program in 1976.

The first State Tournament was held in Madison, and Madison West won the championship by defeating Elmwood, 27-8, in the title contest.


Waukesha became the site of the State Tournament in 1977, and the tournament was held in that location the next 25 years. The championship moved back to Madison and has been held at UW's Goodman Diamond since 2002.

There was only one class of competition in the first three years of the tournament, but there was an A and B division in both 1979 and 1980, and the C division was added in 1981. Terminology was changed in 1991 from classes to divisions (1-2-3). In 2002, the tournament series expanded to four divisions.

Stevens Point leads all programs in State titles won with seven. Kimberly and Marion and have won six, while Denmark has won five championships. Four of Stevens Point's six titles came consecutively from 2001-04 to have the distinction of

being the only school to accomplish that feat. Ashwaubenon has won four titles, and Loyal has won three titles. Schools that have won three consecutive championships in addition to Stevens Point are Ashwaubenon (1992-94), Loyal (1978-80) and Marion (1990-92).

Ashwaubenon leads in number of trips to the State Tournament with 16. Then comes Kimberly and Stevens Point with 12. Homestead is next with 10. Cedarburg, Elmwood, Loyal and Verona have each made nine appearances; and Marion, Oak Creek and Oakfield have made eight. Chippewa Falls, Hamilton, Madison La Follette, Madison Memorial, Seneca and South Milwaukee have made seven appearances; and Altoona, Arrowhead, Denmark, Marshall, Menomonie, Milwaukee Bay View, Oak Creek, Oshkosh West, Watertown and Wilmot each have six.




**STEVENS POINT – SOFTBALL
CHAMPIONS (DIVISION 1) – 2008-2009**

Team members: Alli Novotny, Courtney Nelson, Brittany Bergquist, Nicole Nelson, Brooke Piotrowski, Katie Shulfer, Emily Miskoski, Kassie Krueger, Rylee Engum, Hillary Trebiatowski, Patrice Suplicki, Nicole Henke, Stacey Tuskowski, Katie Krueger, Kelly Jastrowski, Megan Cherney, Kelly Franks, Emily Mallek.



**GRANTSBURG – SOFTBALL
CHAMPIONS (DIVISION 3) – 2008-2009**

Team members: Michelle Lund, Sarah Wald, Tiffany Meyer, Lauren Finch, Lauren Romanowski, Anne Palmquist, Jessica Hoffman, Ingrid Ames, Gabrielle Witzany, Cody Crawford, Emily Cole, MacKenzie Ryan, Nicole McKenzie, Heather Davison.



**LUXEMBURG-CASCO – SOFTBALL
CHAMPIONS (DIVISION 2) – 2008-2009**

Team members: Lacey Agamaite, Danielle Deterville, Kalli Schmelzer, Brittany Skarda, Steffi Kinnard, Missy Mleziva, Stacey Bouche, Karli Worachek, Mandy Vander Perren, Ashley Rukamp, Mariah Mleziva, Danielle DePeau, Nicole Bruening, Amanda Engebose, Alex Marks.



**OAKFIELD – SOFTBALL
CHAMPIONS (DIVISION 4) – 2008-2009**

Team members: Bethanee Dix, Jamie Nolan, Nichole Nolan, Nikki Nelson, Kelsey Hungerford, Ashley Holtz, Kayla Ruplinger, Jessica Kahlow, Katie Gross, Cindel Erdmann, Patti Bovee, Andrea Schaefer, Ashley Haller.

State Championships

Goodman Diamond – Madison – June 11-13, 2009

Division 1 Championship Stevens Point 6, Chippewa Falls 0 (9) STEVENS POINT 6 (27-3)

Name & Position	AB	R	H	RBI
Brooke Piotrowski cf	4	1	1	1
Nicole Henke dp	4	1	2	1
Katie Krueger 1b	4	0	0	1
Alli Novotny lf	5	1	2	1
Emily Miskoski 2b	5	0	0	0
Kelly Jastromski pr	0	0	0	0
Hillary Trebiatowski c	5	0	1	0
Katie Shulfer pr/ph	1	0	0	0
Kassie Krueger 3b	3	1	2	0
Brittany Berquist ss	2	1	0	0
Courtney Nelson pr	0	0	0	0
Megan Cherney rf	2	1	2	0
Kelly Franks p	0	0	0	0
Stacey Tuskowski p	0	0	0	0
Totals	35	6	10	4

CHIPPEWA FALLS 0 (24-6)

Name & Position	AB	R	H	RBI
Megan Schnobrich cf	4	0	0	0
Carissa Maes 1b	4	0	0	0
Mikayla Hogan c	4	0	1	0
Steph Geissler pr	0	0	0	0
Jordyn Hubin ss	2	0	0	0
Errin Boisvert 3b	3	0	0	0
Kendra Bowe p	2	0	0	0
Robyn Ferg pr	0	0	0	0
Andie Bronstad lf	3	0	0	0
Alyssa Larscheid dp	3	0	1	0
Val Hayes rf	2	0	0	0
Jessica Sykora 2b/pr	0	0	0	0
Totals	27	0	2	0

Score by inning	R	H	E
Stevens Point	000	000	006
Chippewa Falls	000	000	000

E - Maes; Hubin 2; Hayes; Sykora. DP - Chip. Falls 1. LOB - Stevens Pt. 9; Chip. Falls 3. 2B - Novotny; Kas. Krueger. SH - Henke; Berquist; Cherney; Hubin; Hayes. SF - Kat. Krueger. SB - Cherney.

Stevens Point	IP	H	R	ER	BB	SO
Kelly Franks	6.0	2	0	0	1	8
Stacey Tuskowski	3.0	0	0	0	0	0

Chippewa Falls	IP	H	R	ER	BB	SO
Kendra Bowe	9.0	10	6	1	3	5

Win - Tuskowski. Loss - Bowe. Save - None. WP - Bowe. Umpires - HP: Brian Henson; 1B: Don Baumgart; 3B: David Derosseau.
Start: 5:33 p.m. Time: 1:49.

Division 1 Semifinal Stevens Point 4, Watertown 1 STEVENS POINT 4 (26-3)

Name & Position	AB	R	H	RBI
Brooke Piotrowski cf	4	2	3	0
Nicole Henke dp	2	2	2	1
Katie Krueger 1b	2	0	2	2
Nicole Nelson pr	0	0	0	0
Alli Novotny lf	4	0	1	0
Emily Miskoski 2b	3	0	0	1
Kassie Krueger 3b	3	0	1	0
Katie Shulfer ph	1	0	0	0
Hillary Trebiatowski c	3	0	0	0
Brittany Berquist ss	2	0	1	0
Courtney Nelson pr	0	0	0	0
Megan Cherney rf	3	0	1	0
Stacey Tuskowski p	0	0	0	0
Totals	27	4	11	4

WATERTOWN 1 (22-5)

Name & Position	AB	R	H	RBI
Hanna Cahoon cf	3	0	1	0
Beth Miller p	2	0	0	0
Erienne Lauersdorf ss	3	0	0	0
Lauren Harris 3b	3	0	0	0
Sara Raduenz lf	3	0	0	0
Samantha Sellnow pr	0	1	0	0
Genelle McFarland 2b	3	0	0	0
Jaimie Craig 1b	1	0	0	0
Megan Kurtz c	2	0	1	1

Chelsea Gutzdorf pr	0	0	0	0
Abby Kurkiwicz dp	2	0	0	0
Meghan Walsh rf	0	0	0	0
Totals	22	1	2	1

Score by inning	R	H	E
Stevens Point	001	010	2
Watertown	000	010	0

E - Tuskowski. LOB - Stevens Pt. 8; Watertown 2. 2B - Piotrowski. 3B - Henke 2. SH - Henke 2; Berquist; Miller; Craig. SF - Kat. Krueger; Miskoski. SB - Kat. Krueger.

Stevens Point	IP	H	R	ER	BB	SO
Stacey Tuskowski	7.0	2	1	0	0	2

Watertown	IP	H	R	ER	BB	SO
Beth Miller	7.0	11	4	1	2	2

Win - Tuskowski. Loss - Miller. Save - None. WP - Miller 2.
Umpires - HP: David Schumacher; 1B: David Derosseau; 3B: Louis Eisenman.
Start: 6:02 p.m. Time: 1:13.

Division 1 Semifinal Chippewa Falls 3, Appleton East 0 CHIPPEWA FALLS 3 (24-5)

Name & Position	AB	R	H	RBI
Megan Schnobrich cf	4	1	0	1
Carissa Maes 1b	3	0	1	0
Mikayla Hogan c	3	0	2	2
Robyn Ferg pr	0	0	0	0
Jordyn Hubin ss	4	0	0	0
Errin Boisvert 3b	4	0	2	0
Emily Hollendorf pr	0	0	0	0
Kendra Bowe p	1	0	0	0
Andie Bronstad lf	3	1	1	0
Alyssa Larscheid dp	2	0	0	0
Val Hayes rf	3	1	1	0
Jessica Sykora 2b	0	0	0	0
Totals	27	3	7	3

APPLETON EAST 0 (25-5)

Name & Position	AB	R	H	RBI
Kelly Horak cf	3	0	0	0
Andrea Snider lf	3	0	1	0
Stacy Riegert ss	3	0	0	0
Marissa Michalkiewicz 1b	3	0	1	0
Heidi Schreiner c	3	0	1	0
Ashlee Heidke pr	0	0	0	0
Taylor Wittmann 3b	3	0	0	0
Kayla Gilbertson dp	2	0	0	0
Kenlyn Bauer ph	1	0	0	0
Krista Roble 2b	1	0	0	0
Karen Dahl rf	2	0	1	0
Beth Spoehr p	0	0	0	0
Totals	24	0	4	0

Score by inning	R	H	E
Chippewa Falls	000	000	3
Appleton East	000	000	0

E - Riegert. LOB - Chip. Falls 8; App. East 4. SH - Bowe 2; Larscheid. SB - Horak; Dahl.

Chippewa Falls	IP	H	R	ER	BB	SO
Kendra Bowe	7.0	4	0	0	1	4

Appleton East	IP	H	R	ER	BB	SO
Beth Spoehr	7.0	7	3	3	2	10

Win - Bowe. Loss - Spoehr. Save - None.
Umpires - HP: David Gove; 1B: Daniel Hoffman; 3B: Don Baumgart.
Start: 7:48 p.m. Time: 1:30.

Division 1 Quarterfinal Watertown 4, Waunakee 1 WATERTOWN 4 (22-4)

Name & Position	AB	R	H	RBI
Hanna Cahoon cf	3	2	1	0
Beth Miller p	3	0	1	1
Chelsea Gutzdorf pr	0	1	0	0
Erienne Lauersdorf ss	4	0	0	1
Lauren Harris 3b	3	0	0	0
Sara Raduenz lf	3	0	1	1
Genelle McFarland 2b	3	0	0	0
Jaimie Craig 1b	2	0	0	0
Kayla Haberkorn ph	1	0	0	0
Megan Kurtz c	3	0	2	0

Samantha Sellnow pr	0	0	0	0
Angela Rothschild pr	0	0	0	0
Abby Kurkiwicz dp	3	0	1	0
Meghan Walsh rf/pr	0	1	0	0
Totals	28	4	6	3

WAUNAKEE 1 (21-5)

Name & Position	AB	R	H	RBI
Haley Williams cf	4	0	1	0
Eve Cuccia 2b	4	1	1	0
Molly Rice c	4	0	1	0
Shelbi Valek p	4	0	2	1
DJ Endres 1b	3	0	0	0
Veronica Endres 3b	3	0	1	0
Dana Ripp ss	3	0	2	0
Catie Anderson lf	2	0	0	0
Kate Walters dp	3	0	1	0
Mandy Rice rf	0	0	0	0
Totals	30	1	9	1

Score by inning	R	H	E
Watertown	200	000	2
Waunakee	100	000	0

Watertown	IP	H	R	ER	BB	SO
Beth Miller	7.0	9	1	1	1	2

Waunakee	IP	H	R	ER	BB	SO
Shelbi Valek	7.0	6	4	3	2	5

Win - Miller. Loss - Valek. Save - None. WP - Miller 2.
Umpires - HP: Brian Henson; 1B: Clay Shaffer; 3B: Todd Jahns.
Start: 9:05 a.m. Time: 1:25.

Division 1 Quarterfinal Stevens Point 2, Kenosha Bradford 1 STEVENS POINT 2 (25-3)

Name & Position	AB	R	H	RBI
Brooke Piotrowski cf	4	1	1	0
Nicole Henke dp	2	0	0	0
Katie Krueger 1b	3	0	1	0
Courtney Nelson pr	0	0	0	0
Alli Novotny lf	3	0	1	1
Emily Miskoski 2b	3	1	1	0
Kassie Krueger 3b	2	0	0	0
Hillary Trebiatowski c	3	0	1	0
Brittany Berquist ss	3	0	1	0
Megan Cherney rf	2	0	0	0
Kelly Franks p	0	0	0	0
Stacey Tuskowski p	0	0	0	0
Totals	25	2	6	1

KENOSHA BRADFORD 1 (23-2)

Name & Position	AB	R	H	RBI
Alyse Mikolas c	3	0	1	0
Ali Brems 2b/p	3	0	1	0
Courtney Mercier cf	3	0	0	0
Alyssa Roberts p/2b	3	0	0	0
Sarah Swager 1b	3	1	1	0
Ari Roberts ss	1	0	0	0
Cynthia Miller lf	3	0	1	1
Cayla Schlevensky dp	2	0	0	0
Celena Perez 3b	2	0	0	0
Paige Bonanno rf	0	0	0	0
Totals	23	1	4	1

Score by inning	R	H	E
Stevens Point	001	100	0
Kenosha Bradford	010	000	0

Stevens Point	IP	H	R	ER	BB	SO
Kelly Franks	6.0	4	1	0	0	7
Stacey Tuskowski	1.0	0	0	0	0	1

Kenosha Bradford	IP	H	R	ER	BB	SO
Alyssa Roberts	6.0	6	2	0	0	4
Ali Brems	1.0	0	0	0	0	0

Win - Franks. Loss - Aly. Roberts. Save - Tuskowski. WP - Franks. HBP - by Brems (Cherney). PB - Trebiatowski.
Umpires - HP: Don Baumgart; 1B: David Gove; 3B: Daniel Hoffman.
Start: 11:06 a.m. Time: 1:35.

Division 1 Quarterfinal
Appleton East 8, Menomonee Falls 0

Table with columns: Name & Position, AB, R, H, RBI. Lists players from both teams and their statistics.

APPLETON EAST 8 (25-4)

Table with columns: Name & Position, AB, R, H, RBI. Lists players from both teams and their statistics.

Score by inning
Menomonee Falls 000 000 0 0 4 2
Appleton East 040 400 x 8 14 0
E - McCoy; Kowalczyk. DP - Meno. Falls 2. LOB - Meno. Falls 3; App. East 6. 2B - Ta. Wittmann. HBP - Snider. SH - Snider. SB - Gilbertson. CS - Hacker; Horak; Schreiner; Dahl.
Menomonee Falls IP H R ER BB SO
Beth Nitz 3.1 12 8 7 2 1
Caitlin Sponholtz 2.2 2 0 0 2 1
Appleton East IP H R ER BB SO
Beth Spoehr 7.0 4 0 0 0 5
Win - Spoehr. Loss - Nitz. Save - None. HBP - by Sponholtz (Snider). PB - Kowalczyk.
Umpires - HP: David Deroousseau; 1B: Louis Eisenman; 3B: David Schumacher.
Start: 1:35 p.m. Time: 1:32.

Division 1 Quarterfinal
Chippewa Falls 1, Greenfield 0

Table with columns: Name & Position, AB, R, H, RBI. Lists players from both teams and their statistics.

GREENFIELD 0 (21-7)

Table with columns: Name & Position, AB, R, H, RBI. Lists players from both teams and their statistics.

Table with columns: Name & Position, AB, R, H, RBI. Lists players from both teams and their statistics.

Division 2 Championship
Luxemburg-Casco 4, Monroe 1

Table with columns: Name & Position, AB, R, H, RBI. Lists players from both teams and their statistics.

LUXEMBURG-CASCO 4 (18-12)

Table with columns: Name & Position, AB, R, H, RBI. Lists players from both teams and their statistics.

Score by inning
Monroe 000 000 1 1 4 8
Luxemburg-Casco 000 202 x 4 4 0
E - Bennett; Schuttler 2; Rufenacht 2; Trewartha; McArdle; Roberts. LOB - Monroe 4; Lux.-Casco 11. 2B - Erickson. 3B - Mi. Mleziva. SH - Mi. Mleziva 2; Deterville; Skarda. SB - Ma. Mleziva.
Monroe IP H R ER BB SO
Meghan Roberts 6.0 4 4 1 4 2
Luxemburg-Casco IP H R ER BB SO
Danielle Deterville 7.0 4 1 1 1 5
Win - Deterville. Loss - Roberts. Save - None. WP - Roberts. PB - Bennett.
Umpires - HP: David Deroousseau; 1B: Louis Eisenman; 3B: David Schumacher.
Start: 3:00 p.m. Time: 1:31.

Division 2 Semifinal
Monroe 2, Port Washington 1

Table with columns: Name & Position, AB, R, H, RBI. Lists players from both teams and their statistics.

MONROE 2 (20-9)

Table with columns: Name & Position, AB, R, H, RBI. Lists players from both teams and their statistics.

Table with columns: Name & Position, AB, R, H, RBI. Lists players from both teams and their statistics.

Score by inning
Port Washington 100 000 0 1 4 0
Monroe 000 020 x 2 7 0
LOB - Port Wash. 3; Monroe 5. 2B - Hunsicker. 3B - Bennett; Schuttler. SB - Trewartha.

Division 2 Semifinal
Luxemburg-Casco 3, Altoona 1

Table with columns: Name & Position, AB, R, H, RBI. Lists players from both teams and their statistics.

LUXEMBURG-CASCO 3 (17-12)

Table with columns: Name & Position, AB, R, H, RBI. Lists players from both teams and their statistics.

Score by inning
Altoona 000 000 1 1 5 1
Luxemburg-Casco 000 021 x 3 3 1
E - Robinson; Ma. Mleziva. LOB - Altoona 7; Lux.-Casco 2. 3B - Preston; Mi. Mleziva. SH - Jenness; Ma. Mleziva; Schmelzer. SB - Ma. Mleziva; Bruening.

Altoona IP H R ER BB SO
Hillary Jenness 6.0 3 3 1 0 4
Luxemburg-Casco IP H R ER BB SO
Danielle Deterville 7.0 5 1 1 2 14

Win - Deterville. Loss - Jenness. Save - None. PB - Worachek.
Umpires - HP: David Schumacher; 1B: David Deroousseau 3B: Louis Eisenman.
Start: 7:47 p.m. Time: 1:29.

Division 3 Championship
Grantsburg 3, Laconia 0

Table with columns: Name & Position, AB, R, H, RBI. Lists players from both teams and their statistics.

GRANTSBURG 3 (27-1)

Table with columns: Name & Position, AB, R, H, RBI. Lists players from both teams and their statistics.

Softball

Michelle Lund p.....	3	1	2	2				
Anne Palmquist lb.....	3	0	0	0				
Heather Davision rf.....	2	0	1	1				
Jessica Hoffman ph.....	1	0	0	0				
Emily Cole lf.....	2	0	1	0				
Lauren Finch ph.....	1	0	0	0				
Ingrid Ames ss.....	1	0	0	0				
MacKenzie Ryan ph.....	1	0	0	0				
Cody Crawford cf.....	2	0	0	0				
Lauren Romanowski c.....	1	0	0	0				
Gabrielle Witzany pr.....	0	1	0	0				
Totals.....	22	3	6	3				

Score by inning R H E
 Laconia.....000 000 0 0 2 0
 Grantsburg.....003 000 x 3 6 5

E - Wald 2; Ames 3. LOB - Laconia 6; Grantsburg 3. 2B - Meyer. SH - Wald.

Laconia						
IP	H	R	ER	BB	SO	
Cassie Tipton.....	6.0	6	3	3	1	3
Grantsburg						
IP	H	R	ER	BB	SO	
Michelle Lund.....	7.0	2	0	0	1	5

Win - Lund. Loss - Tipton. Save - None. WP - Tipton.
 Umpires - HP: David Gove; 1B: Daniel Hoffman; 3B: Don Baumgart.
 Start: 12:34 p.m. Time: 1:09.

Division 3 Semifinal

Laconia 6, Lancaster 5

LANCASTER 5 (25-2)

Name & Position	AB	R	H	RBI
Brittany Caley p.....	4	2	2	2
Taylor Holzinger rf.....	3	0	1	1
Emily Kjos cf.....	4	0	2	1
Katie Landon 3b.....	4	0	0	0
Leslie Larsen c.....	3	0	1	0
Ashley Henry lf.....	3	0	1	0
Madison Wagner 2b.....	2	1	1	0
Audrey Williams ss.....	1	2	0	0
Stacy Day dp.....	2	0	0	0
Mallory Miles ph.....	1	0	1	0
Staci Stenner 1b.....	0	0	0	0
Totals.....	27	5	9	4

LACONIA 6 (22-5)

Name & Position	AB	R	H	RBI
Brittany Scheberl 2b.....	4	0	0	0
Anna Smit 1b.....	4	0	0	0
Kristyn Schmidt ss.....	2	2	0	0
Amanda Stahmann 3b.....	3	1	2	1
Kaitlyn Schmidt lf.....	3	1	1	1
Megan Krueger cf.....	3	1	2	0
Sarah Burdick c.....	2	0	0	1
Becca Buechel pr.....	0	1	0	0
Hannah Isaac rf.....	2	0	0	0
Cassie Tipton p.....	3	0	0	0
Totals.....	26	6	5	3

Score by inning R H E
 Lancaster.....100 020 2 5 9 3
 Laconia.....100 005 x 6 5 3

E - Landon; Williams 2; Smit 2; Ka. Schmidt. LOB - Lancaster 5; Laconia 5. 2B - Caley; Kjos; Henry; Stahmann. HBP - Wagner; Kr. Schmidt. SH - Holzinger; Williams; Burdick. SB - Caley; Larsen; Isaac.

Lancaster						
IP	H	R	ER	BB	SO	
Brittany Caley.....	6.0	5	6	3	1	1
Laconia						
IP	H	R	ER	BB	SO	
Cassie Tipton.....	7.0	9	5	3	1	3

Win - Tipton. Loss - Caley. Save - None. WP - Caley. HBP - by Caley (Kr. Schmidt); by Tipton (Wagner). PB - Larsen.
 Umpires - HP: Louis Eisenman; 1B: David Derausseau; 3B: David Schumacher.
 Start: 1:58 p.m. Time: 1:23.

Division 3 Semifinal

Grantsburg 7, Weyauwega-Fremont 2

GRANTSBURG 7 (26-1)

Name & Position	AB	R	H	RBI
Tiffany Meyer 2b.....	4	2	2	1
Sarah Wald 3b.....	3	0	0	0
Michelle Lund p.....	4	2	2	1
Anne Palmquist lb.....	2	1	1	1
Heather Davision rf.....	4	1	2	3
Emily Cole lf.....	4	0	2	1
Ingrid Ames ss.....	3	0	0	0
Nicole McKenzie ph.....	1	0	0	0
Cody Crawford cf.....	2	0	0	0

Lauren Finch pr.....	0	1	0	0
Lauren Romanowski c.....	2	0	0	0
Totals.....	29	7	9	7

WEYAUWEGA-FREMONT 2 (19-6)

Name & Position	AB	R	H	RBI
Kayla Bastar p.....	3	0	0	0
Kelly Buchholtz cf.....	3	1	1	0
Randi Wieters 2b.....	3	1	2	0
Kaitlyn Akey c.....	3	0	1	1
Alyssa Wild pr.....	0	0	0	0
Rachel Knecht ss.....	3	0	0	0
Kate Wieters 3b.....	3	0	0	0
Erin Rutten lf.....	3	0	0	0
Marjorie Dain pr.....	0	0	0	0
Courtney Dering 1b.....	2	0	0	0
Abby Selk ph.....	1	0	0	0
Linsey Rutten rf.....	2	0	0	0
Totals.....	26	2	4	1

Score by inning R H E
 Grantsburg.....003 010 3 7 9 3
 Weyauwega-Fremont.....000 200 0 2 4 1

E - Wald; Lund; Davision; K. Wieters. LOB - Grantsburg 6; Wey-Fremont 4. 2B - Davision. 3B - Meyer; Buchholtz. HBP - Palmquist. SH - Wald; Romanowski. SB - R. Wieters; Wild.

Grantsburg						
IP	H	R	ER	BB	SO	
Michelle Lund.....	7.0	4	2	1	1	14
Weyauwega-Fremont						
IP	H	R	ER	BB	SO	
Kayla Bastar.....	7.0	9	7	7	2	9

Win - Lund. Loss - Bastar. Save - None. HBP - by Bastar (Palmquist).
 Umpires - HP: Don Baumgart; 1B: David Gove; 3B: Daniel Hoffman.
 Start: 3:51 p.m. Time: 1:34.

Division 4 Championship

Oakfield 6, Thorp 0

THORP 0 (24-6)

Name & Position	AB	R	H	RBI
Lindy Bergman c.....	3	0	0	0
Jessica Abramczak cf.....	3	0	0	0
Jeni Luzinski p.....	3	0	0	0
Katelyn Schesel lf.....	2	0	0	0
Shauna Messing rf.....	2	0	0	0
Melissa Horn 1b.....	2	0	0	0
Jamie Szymanski dp.....	2	0	0	0
Ashley Redfern 3b.....	2	0	0	0
Ashley Pszeniczny 2b.....	2	0	0	0
Cassandra Sauer ss.....	0	0	0	0
Totals.....	21	0	0	0

OAKFIELD 6 (29-1)

Name & Position	AB	R	H	RBI
Jamie Nolan ss.....	4	0	0	0
Nikki Nelson 3b.....	3	0	0	1
Nichole Nolan cf.....	3	0	1	1
Ashley Haller 1b.....	3	0	1	0
Ashley Holz p.....	2	0	0	0
Kelsey Hungerford pr.....	0	1	0	0
Katie Gross c.....	2	0	0	0
Cindel Erdmann 2b.....	3	3	2	0
Bethanee Dix lf.....	3	1	2	2
Patti Bovee rf.....	3	0	1	1
Kayla Ruppinger pr.....	0	1	0	0
Totals.....	26	6	7	5

Score by inning R H E
 Thorp.....000 000 0 0 0 5
 Oakfield.....001 032 x 6 7 0

E - Bergman; Schesel; Messing; Pszeniczny 2. DP - Thorp 1. LOB - Oakfield 4. SH - Gross.

Thorp						
IP	H	R	ER	BB	SO	
Jeni Luzinski.....	6.0	7	6	3	1	6
Oakfield						
IP	H	R	ER	BB	SO	
Ashley Holz.....	7.0	0	0	0	0	3

Win - Holz. Loss - Luzinski. Save - None.
 Umpires - HP: Todd Jahns; 1B: Brian Henson; 3B: Clay Shaffer.
 Start: 10:02 a.m. Time: 1:18.

Division 4 Semifinal

Oakfield 3, Belmont 1

OAKFIELD 3 (28-1)

Name & Position	AB	R	H	RBI
Jamie Nolan ss.....	4	0	0	0
Nikki Nelson 3b.....	3	0	1	0
Nichole Nolan rf.....	3	0	0	0

Ashley Haller 1b.....	2	1	1	0
Kayla Ruppinger pr.....	0	1	0	0
Ashley Holz p.....	3	0	0	0
Kelsey Hungerford pr.....	0	1	0	0
Katie Gross c.....	2	0	1	0
Cindel Erdmann 2b.....	3	0	1	1
Bethanee Dix lf.....	3	0	0	0
Patti Bovee cf.....	3	0	1	0
Totals.....	26	3	5	1

BELMONT 1 (23-6)

Name & Position	AB	R	H	RBI
Sara Carey ss.....	3	0	0	0
Libby Rand cf.....	3	0	1	0
Chelsey Schobert c.....	3	0	0	0
Taylor Rand 2b/dp.....	2	1	0	0
Jaclyn Schumacher 3b.....	3	0	1	0
Sarah Amenda dp.....	0	0	0	0
Megan Amenda 2b.....	1	0	0	0
Alaina Glasson lf.....	3	0	0	0
Molly Bockhop rf.....	2	0	0	0
Catie Runde rf.....	0	0	0	0
Jeni Freiburger p.....	2	0	0	0
Karlee Kamps 1b.....	2	0	0	0
Totals.....	24	1	2	0

Score by inning R H E
 Oakfield.....010 200 0 3 5 1
 Belmont.....010 000 1 2 3

E - Nelson; Schumacher; M. Amenda; Kamps. LOB - Oakfield 4; Belmont 3. 2B - Haller. SH - Gross. SB - Erdmann; Dix. CS - Nelson.

Oakfield						
IP	H	R	ER	BB	SO	
Ashley Holz.....	7.0	2	1	0	1	9
Belmont						
IP	H	R	ER	BB	SO	
Jeni Freiburger.....	7.0	5	3	1	1	6

Win - Holz. Loss - Freiburger. Save - None. WP - Freiburger 2. PB - Gross.
 Umpires - HP: Todd Jahns; 1B: Brian Henson; 3B: Clay Shaffer.
 Start: 9:00 a.m. Time: 1:27.

Division 4 Semifinal

Thorp 3, Rosholt 2 (12)

ROSHOLT 2 (27-1)

Name & Position	AB	R	H	RBI
Chelsea Richter p.....	6	1	2	0
Michelle Zick cf.....	4	0	3	1
Brianna Hahn 2b.....	5	1	1	0
Nichole Wierzba c.....	4	0	0	0
Erin Dulek ph.....	1	0	0	0
Alyssa Wayerski lf.....	5	0	0	0
Elizabeth Larson ss.....	4	0	1	0
Alyssa Macht 3b.....	5	0	2	0
Marielle Yenter 1b.....	3	0	1	0
Stephine Skibba pr.....	0	0	0	0
Shelly Kearns rf.....	4	0	0	0
Totals.....	41	2	10	1

THORP 3 (24-5)

Name & Position	AB	R	H	RBI
Lindy Bergman c.....	5	0	1	0
Jessica Abramczak cf.....	6	0	0	0
Jeni Luzinski p.....	6	0	0	0
Katelyn Schesel lf.....	5	2	3	0
Shauna Messing rf.....	5	0	0	0
Melissa Horn 1b.....	4	0	1	1
Rachael Zorowski pr.....	0	0	0	0
Jamie Szymanski dp.....	6	0	0	0
Ashley Redfern 3b.....	5	1	0	0
Ashley Pszeniczny 2b.....	4	0	2	1
Cassandra Sauer ss.....	0	0	0	0
Totals.....	46	3	7	2

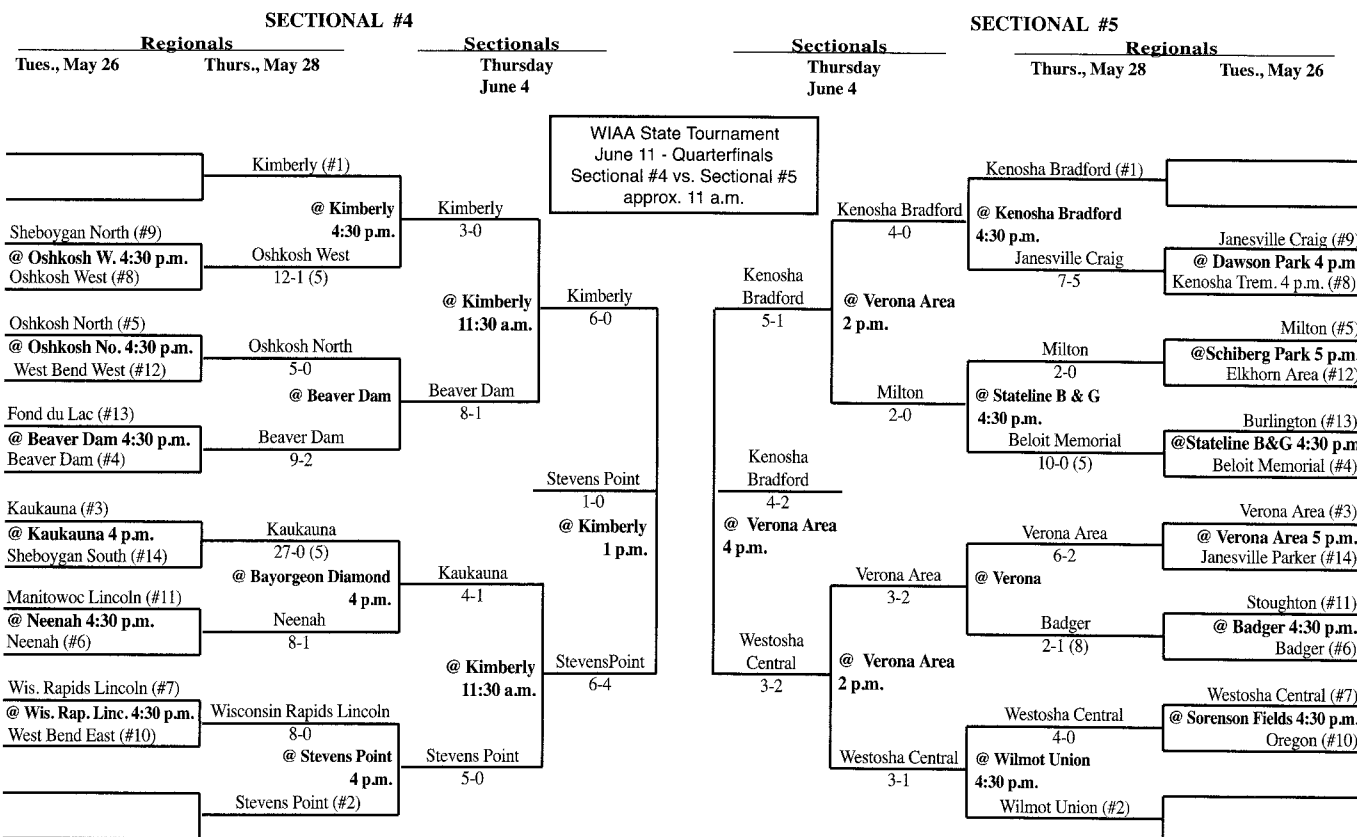
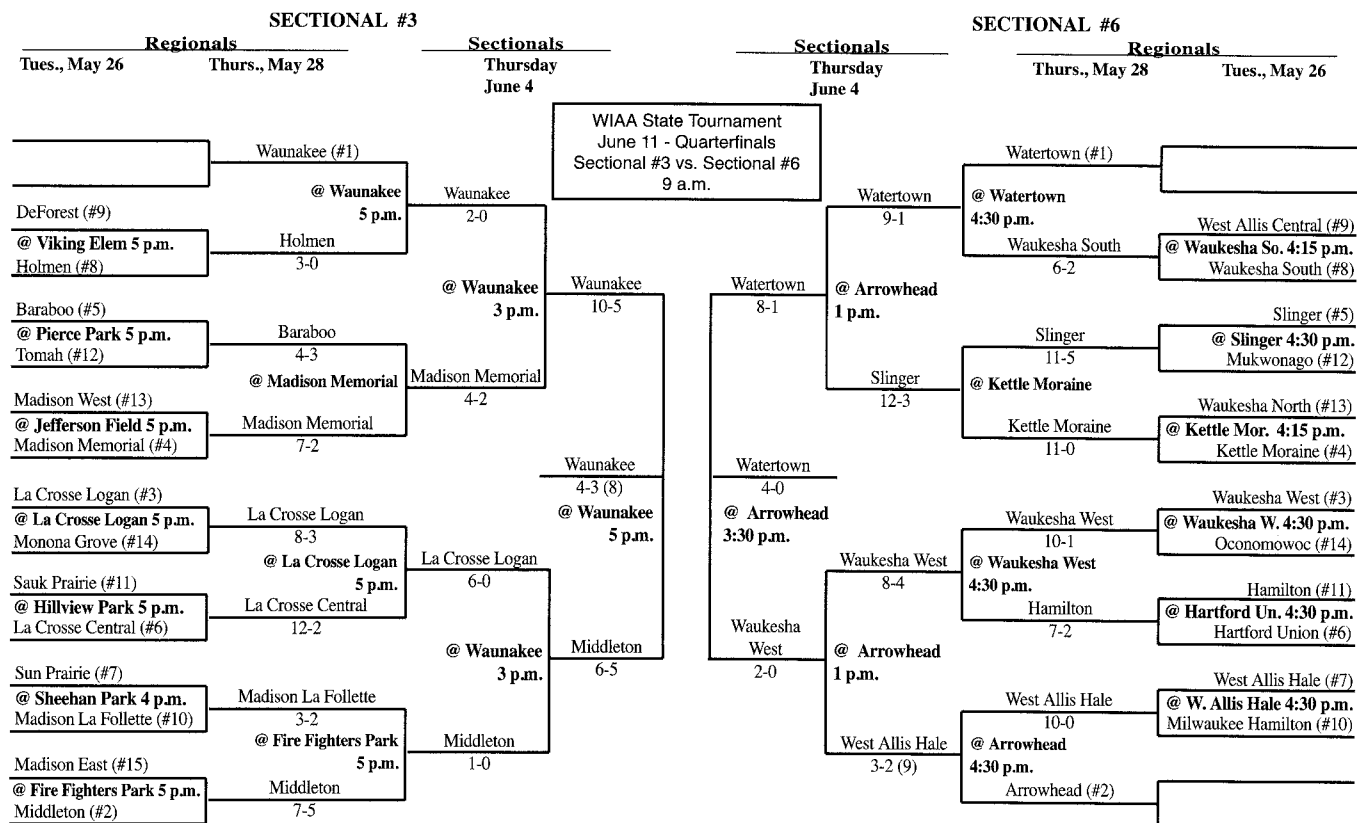
Score by inning R H E
 Rosholt.....000 110 000 000 2 10 5
 Thorp.....001 001 000 001 3 7 0

E - Hahn 2; Larson; Macht; Yenter. LOB - Rosholt 8; Thorp 14. 2B - Richter 2; Hahn. 3B - Zick. HBP - Schesel. SH - Zick; Yenter 2; Kearns; Horn 2. SB - Hahn; Larson.

Rosholt						
IP	H	R	ER	BB	SO	
Chelsea Richter.....	11.2	7	3	0	3	9
Thorp						
IP	H	R	ER	BB	SO	
Jeni Luzinski.....	12.0	10	2	2	1	3

Win - Luzinski. Loss - Richter. Save - None. WP - Richter. HBP - by Richter (Schesel). PB - Wierzba.
 Umpires - HP: Daniel Hoffman; 1B: Don Baumgart; 3B: David Gove.
 Start: 11:00 a.m. Time: 2:20.

2009 Softball Assignments – Division 1



2009 Softball Assignments – Division 1

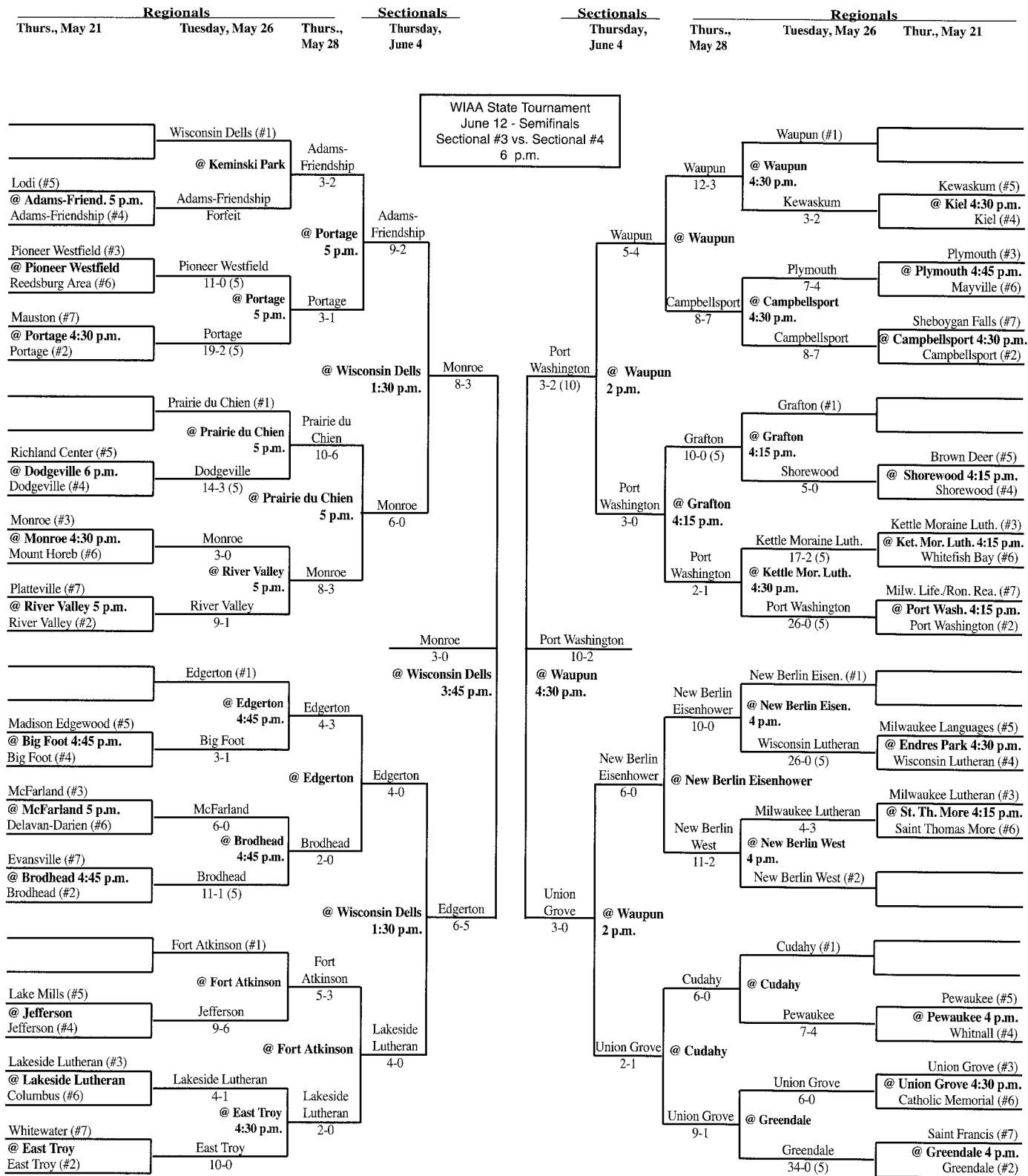
SECTIONAL #2			SECTIONAL #7		
Regionals	Sectionals	Sectionals	Sectionals	Regionals	Regionals
Tues., May 26	Thurs., May 28	Thursday June 4	Thursday June 4	Thurs., May 28	Tues., May 26
<div style="border: 1px solid black; padding: 5px; width: fit-content; margin: 0 auto;"> WIAA State Tournament June 11 - Quarterfinals Sectional #2 vs. Sectional #7 1:30 p.m. </div>					
Pulaski (#1) @ Pulaski 4:30 p.m. Appletton North (#9) @ Baird Park Green Bay Preble (#8)	Appletton North 5-1 Hortonville (#5) @ Hortonville Appletton West (#12) Hortonville 4-2 Menasha (#13) @ Allonez Park Green Bay East (#4) Green Bay East 11-0 (5)	Pulaski 4-0 @ Ashwaubenon 2 p.m. Green Bay East 3-2 Green Bay East 2-0 Appletton East 3-0 @ Ashwaubenon 4 p.m. Appletton East 1-0 (9) @ Ashwaubenon 2 p.m. Bay Port (#7) @ Bay Port 6 p.m. postponed 5/28 De Pere (#10) Bay Port 5-0 @ Pioneer Park 4 p.m. Ashwaubenon (#2)	Menomonee Falls 8-0 @ Germantown 5:30 p.m. Menomonee Falls 1-0 @ Germantown 7:30 p.m. Menomonee Falls 8-0 @ Germantown 7:30 p.m. Homestead 4-3	Menomonee Falls (#1) @ Little League Complex 4:15 p.m. Brookfield Central 7-4 Divine Savior Holy Angels 24-0 (5) @ Brookfield East 4:30 p.m. Brookfield East 7-0 Homestead 20-0 (5) @ Homestead 6-0 Cedarburg 24-2 (5) Wauwatosa West (#7) @ Wauwatosa West 9-3 Germantown (#2) Germantown 19-0 (5) forfeit	Nicolet (#9) @ Brook. Cen. 4:30 p.m. Brookfield Central (#8) Divine Sav. Holy Angels (#5) @ Divine Savior 3 p.m. Milwaukee Riverside (#12) Wauwatosa East (#13) @ Brook. East 4:30 p.m. Brookfield East (#4) Homestead (#3) @ Homestead 4:15 p.m. Milw. Mad./Mar./NW/Wa. (#14) Milwaukee Vincent (#11) @ Cedarburg 4:30 p.m. Cedarburg (#6) Wauwatosa West (#7) @ Wauwatosa West Milwaukee King (#10) Milwaukee Custer (#15) @ Germantown Germantown (#2)

SECTIONAL #1			SECTIONAL #8		
Regionals	Sectionals	Sectionals	Sectionals	Regionals	Regionals
Tues., May 26	Thurs., May 28	Thursday June 4	Thursday June 4	Thurs., May 28	Tues., May 26
<div style="border: 1px solid black; padding: 5px; width: fit-content; margin: 0 auto;"> WIAA State Tournament June 11 - Quarterfinals Sectional #1 vs. Sectional #8 approx. 3:30 p.m. </div>					
Eau Claire North (#1) @ Eau Claire North Menomonie (#5) @ Eau Claire Memorial Eau Claire Memorial (#4)	Eau Claire North 5-2 Menomonie 19-5 Hudson (#3) @ Hudson River Falls (#6) @ Chippewa Falls Superior (#7) @ Chippewa Falls Chippewa Falls (#2) Chippewa Falls 4-3	Eau Claire North 5-2 @ Wausau West 11 a.m. Chippewa Falls 4-0 Chippewa Falls 3-0 @ Wausau West 1:15 p.m. Wausau West 3-1 @ Wausau West 11 a.m. Wausau West 6-3 D.C. Everest 6-0 Rhinelander 2-1 @ D.C. Everest 4:30 p.m. Wausau East (#7) @ D.C. Everest D.C. Everest (#2) 11-6	Muskego 7-2 Muskego 6-3 @ Greenfield 1 p.m. Pius XI 7-5 Greenfield 7-5 @ Greenfield 3 p.m. Greenfield 3-0 @ Greenfield 1 p.m. Greenfield 6-1	Muskego (#1) @ Muskego 4:30 p.m. Racine Park 10-9 Pius XI 29-0 (5) @ Racine Case Racine Case 16-0 (5) Oak Creek 15-0 @ Oak Creek 4:30 p.m. Milwaukee South (#14) Racine Horlick (#11) @ Rochester Park 4:30 p.m. Waterford (#6) South Milwaukee (#7) @ South Milw. 4:30 p.m. Milwaukee Bay View (#10)	Franklin (#9) @ Racine Case 4:30 p.m. Racine Park (#8) Pius XI (#5) @ Dyer Park 4 p.m. Milw. Pulaski/Arts (#12) Milw. Bradley Tech. (#13) @ Racine Case 4:30 p.m. Racine Case (#4) Oak Creek (#3) @ Oak Creek 4:30 p.m. Milwaukee South (#14) Racine Horlick (#11) @ Rochester Park 4:30 p.m. Waterford (#6) South Milwaukee (#7) @ South Milw. 4:30 p.m. Milwaukee Bay View (#10)

2009 Softball Assignments – Division 2

SECTIONAL #3


SECTIONAL #4



2009 Softball Assignments – Division 2

SECTIONAL #1

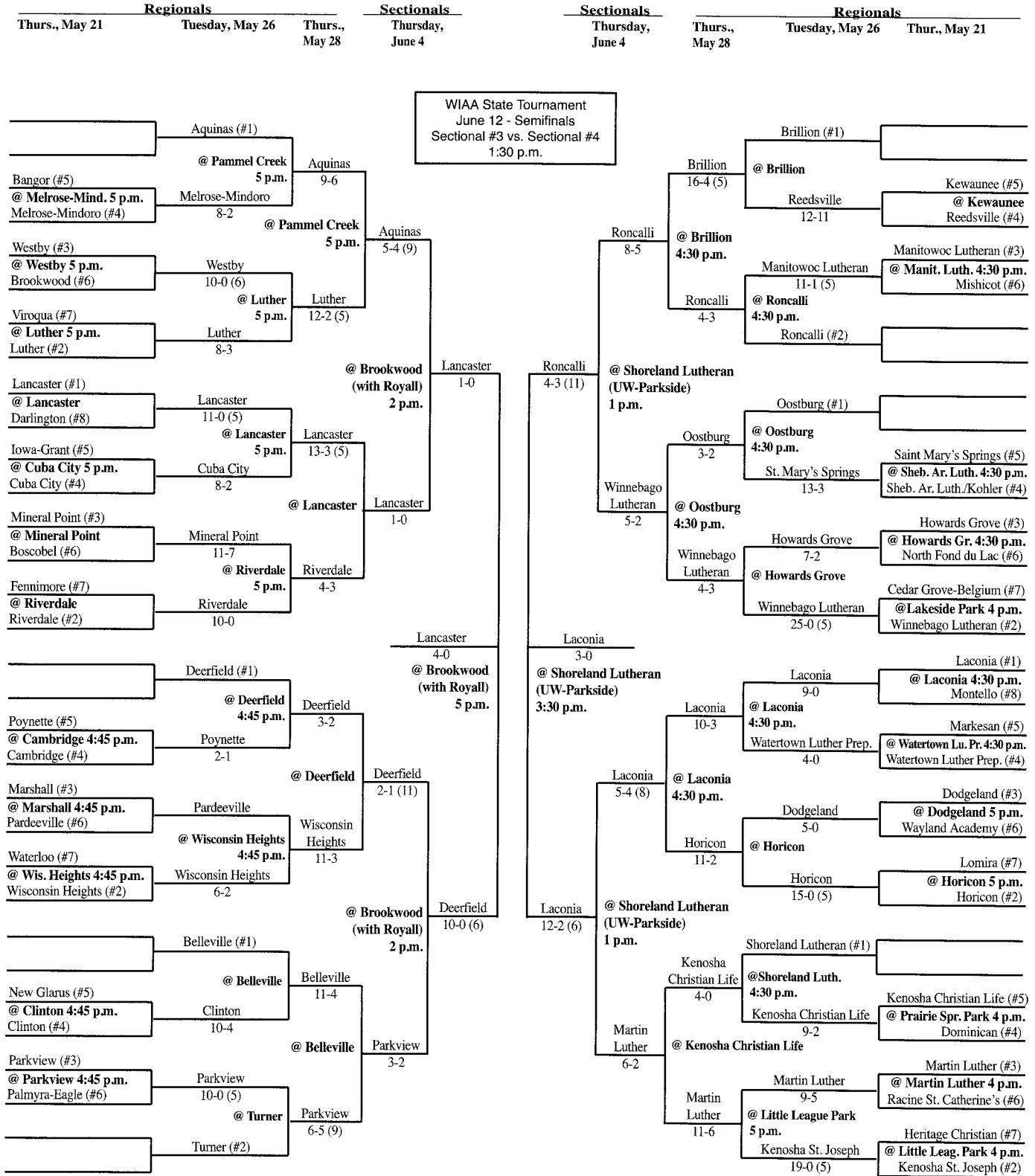
SECTIONAL #2



2009 Softball Assignments – Division 3

SECTIONAL #3

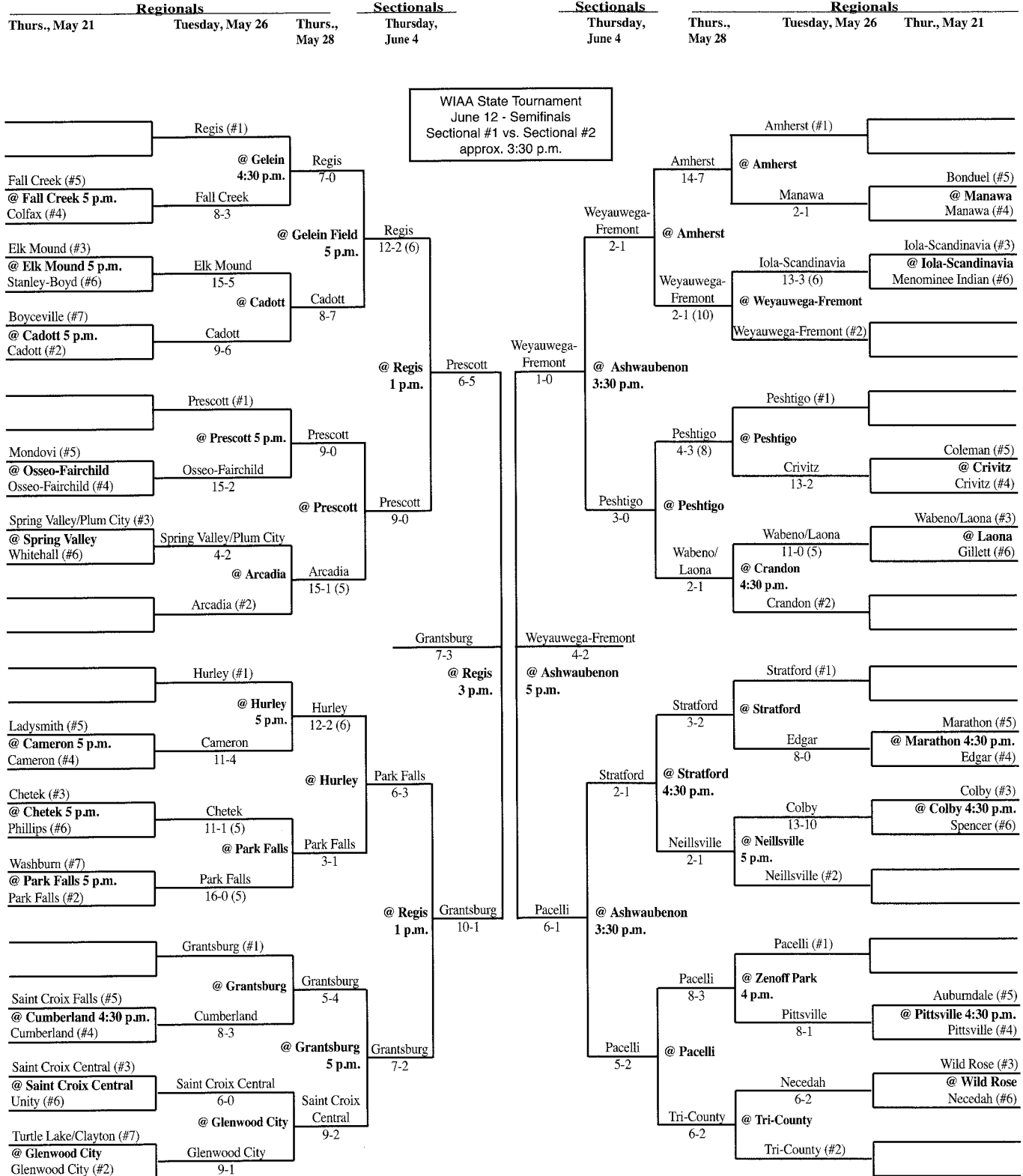
SECTIONAL #4



2009 Softball Assignments – Division 3

SECTIONAL #1

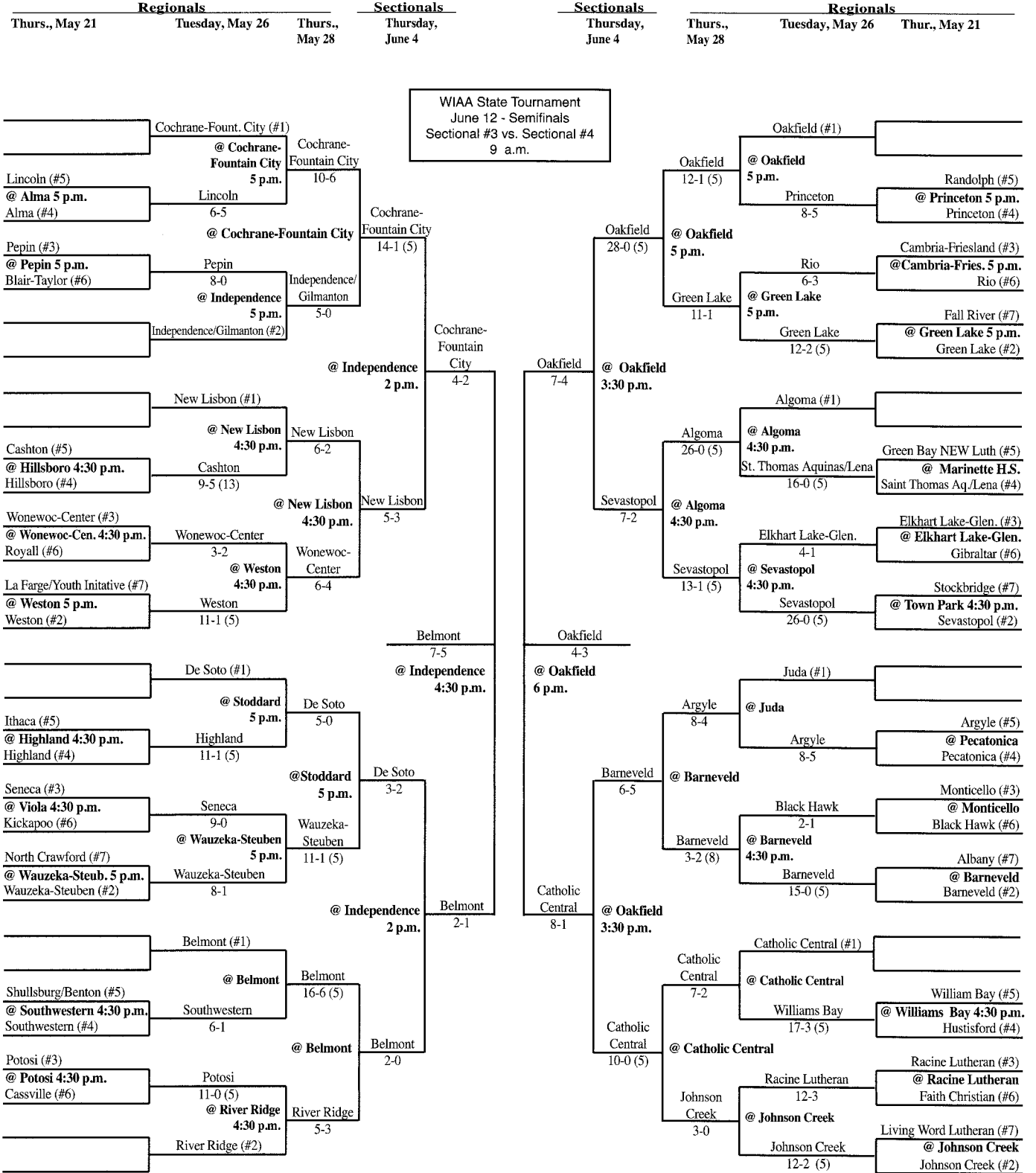
SECTIONAL #2



2009 Softball Assignments – Division 4

SECTIONAL #3

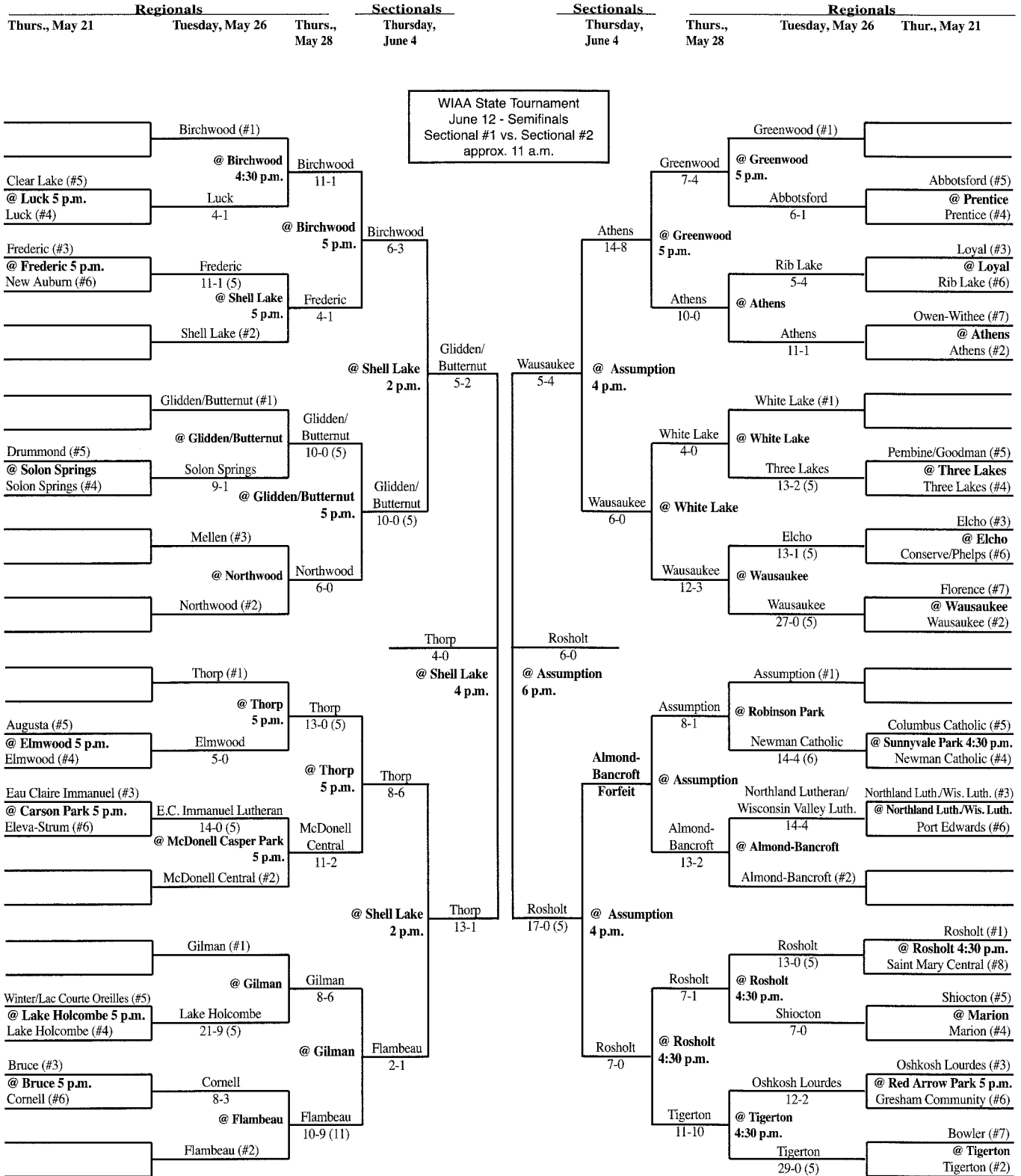
SECTIONAL #4



2009 Softball Assignments – Division 4

SECTIONAL #1

SECTIONAL #2



State Softball Champions

Year	Winner (Coach)	Runner-up (Coach)	Score
1976	Madison West (Sue McDermott)	Elmwood (William Huber)	27-8
1977	Elmwood (Jerry Cognetta)	Sheboygan South (Kay Kreuzman)	15-13
1978	Loyal (Darrell Laschen)	Madison La Follette (Ken Roberts)	8-6
1979	A – Menomonee Falls East (Bob Hessler)	Madison La Follette (Al Schroeder)	8-7
	B – Loyal (Darrell Laschen)	Bonduel (Pat Zingler)	18-2
1980	A – Kimberly (John Malin)	Ashwaubenon (Phil Adam)	6-2
	B – Loyal (Darrell Laschen)	Bonduel (Connie Rutledge)	16-7
1981	A – Kimberly (John Malin)	Watertown (Dee Jay McFarlane)	5-0
	B – Northwestern (Doug Standen)	Bonduel (Connie Rutledge)	6-4
	C – Bayfield (Glenna Anderson)	Amherst (Ted Van Dellen)	15-14
1982	A – Arrowhead (Larry Desotell)	Wilmot (Robert Movrich)	2-1
	B – Denmark (Bob LeCaptain)	Columbus (Robert Jansen)	9-2
	C – Bayfield (Glenna Anderson)	Almond (Mary Walloch)	13-12
1983	A – Menomonie (Pat Helixon)	Homestead (Dave Keel)	10-4
	B – Denmark (Bob LeCaptain)	Tomahawk (Donald Hanson)	17-6
	C – Seneca (Ken Hollenberger)	Washburn (Dale Foulke)	22-1
1984	A – Burlington (George Barry)	Watertown (Dee Jay McFarlane)	9-8
	B – Columbus (Bob Jansen)	Ashland (Donna Brown)	8-7 (10)
	C – Elmwood (Jerry Cognetta)	Greenwood (Bonnie Weyer)	4-3
1985	A – Milwaukee Bay View (Wayne Sojkowski)	Stevens Point (Marcy Mirman)	6-5
	B – River Valley (Denny Coppemoll)	Denmark (Bob LeCaptain)	5-2
	C – Marion (Deb Malueg)	Montello (Bob Koch)	8-1
1986	A – Stevens Point (Marcy Mirman)	Madison La Follette (Ken Roberts)	6-5
	B – River Valley (Denny Coppemoll)	Wilmot (Diana Kolovos)	3-2
	C – Marion (Deb Malueg)	Elmwood (Jerry Cognetta)	4-0
1987	A – Hartford (Joe Dobson)	Menomonie (Pat Helixon)	4-0
	B – Waunakee (Steve Ryan)	Wilmot (Diana Kolovos)	5-2
	C – Marshall (Charles Koch)	Marion (Deb Malueg)	1-0
1988	A – South Milwaukee (Bob Frederick)	Homestead (Dave Keel)	15-5
	B – Kimberly (John Malin)	Whitewater (Tim Hering)	6-0
	C – Marion (Deb Malueg)	Loyal (Darrell Laschen)	3-1
1989	A – Middleton (Russ Schaub)	Oshkosh West (Dave Christman)	8-7
	B – Kimberly (John Malin)	North Fond du Lac (Mary Beth Seffern)	6-1
	C – Marshall (Charles Koch)	Loyal (Darrell Laschen)	5-4 (8)
1990	A – Neenah (George Scherck)	Wausau West (Hank Pleuss)	8-4
	B – Wilmot (Diana Kolovos)	Richland Center (Chris Mulholland)	4-1
	C – Marion (Deb Malueg)	Marshall (Charles Koch)	3-0
1991	1 – Marshfield (Pete Kopplin)	La Crosse Central (Mike Regner)	21-0
	2 – Denmark (Robert LeCaptain)	Westby (Dennis Smalley)	12-3
	3 – Marion (Debbie Malueg)	Marshall (Chuck Koch)	6-2
1992	1 – Ashwaubenon (Phillip Adam)	Hartford (Joe Dobson)	10-6
	2 – Southern Door (Glen Vander Velden)	Lodi (Rob Hamilton)	13-5
	3 – Marion (Debbie Malueg)	Seneca (Diane Yager)	6-4
1993	1 – Ashwaubenon (Phillip Adam)	South Milwaukee (Bob Frederick)	12-3
	2 – Kimberly (Mary Hammen)	Platteville (David Jones)	16-15 (10)
	3 – Pecatonica (Chuck Meyer)	Loyal (Darrell Laschen)	7-0
1994	1 – Ashwaubenon (Phil Adam)	Hartford (Joe Dobson)	6-2
	2 – Southern Door (Glen Vander Velden)	Dodgeville (Gene Van Dyck)	8-0
	3 – Marshall (Gerri Hansen)	Elmwood (Jerry Cognetta)	6-0
1995	1 – Neenah (George Scherck)	Westosha Central (Kris Allison)	7-3
	2 – Wisconsin Dells (Dale Gray)	New Richmond (Jim McCullum)	3-2
	3 – Pepin (Jim Haines)	Elmwood (Jerry Cognetta)	4-2
1996	1 – Germantown (Rich Anderson)	Pulaski (Donna Jacobson)	8-1
	2 – Hortonville (Gil Hart)	Richland Center (Cyrus Dalberg)	6-0
	3 – Wausaukee (Steve Verboomen)	Seneca (Diane Yager)	9-3
1997	1 – Marshfield (Pete Kopplin)	South Milwaukee (Phil Kimmel)	4-1
	2 – Denmark (Bob LeCaptain)	Mayville (Marv Youngbeck)	6-3
	3 – Oakfield (Doug Mock)	Cameron (Tim Ebner)	8-3
1998	1 – South Milwaukee (Phil Kimmel)	Marshfield (Pete Kopplin)	8-2
	2 – Poynette (Bob Tomlinson)	Greendale (Bob Carlson)	4-3 (10)
	3 – Pepin (Jim Haines)	Cameron (Tim Ebner)	3-2
1999	1 – Holmen (Duane Vike)	Eau Claire North (Dean Olson)	5-4
	2 – Mayville (Marv Youngbeck)	Poynette (Bob Tomlinson)	1-0
	3 – Amherst (Tim Pederson)	Pepin (Jim Haines)	5-1
2000	1 – Appleton East (Janel M. Batten)	Stevens Point (Tom Drohner)	1-0
	2 – Hortonville (Paula Jensen)	Dodgeville (Gene Van Dyck)	8-4
	3 – Seneca (Diane Yager)	Amherst (Tim Pederson)	3-2
2001	1 – Stevens Point (Tom Drohner)	Verona Area (Cindy Suess)	8-0
	2 – Altoona (Jim Turner)	Horicon (Roger E. Schlieve)	6-2
	3 – Assumption (Jim Getzloff)	Hurley (Jim Kivisto)	4-3
2002	1 – Stevens Point (Tom Drohner)	Verona Area (Cindy Suess)	5-2
	2 – Shawano Community (Brian Johnson)	River Valley (Jane Briebl)	3-0
	3 – Horicon (Roger Schlieve)	Turner (Bob Sulser)	7-2
	4 – Belmont (Jeff Hodgson)	Regis (Rick Bush)	1-0