

**Girls Individual Tennis  
Financial Statement**

<b>Subsectional Receipts</b>	
Tickets .....	\$ 0.00
Total Subsectional Receipts .....	\$ 0.00
<b>Subsectional Expenses</b>	
Host School Allowance .....	\$ 2,760.00
Managers Fees .....	1,320.00
Total Subsectional Expenses .....	\$ 4,080.00
<b>Sectional Receipts</b>	
Tickets .....	\$ 0.00
Total Sectional Receipts .....	\$ 0.00
<b>Sectional Expenses</b>	
Host School Allowance .....	\$ 2,700.00
Managers Fees .....	480.00
Awards .....	1,870.10
Total Sectional Expenses .....	\$ 5,050.10
<b>State Receipts</b>	
Tickets .....	\$ 16,446.00
Programs .....	921.00
Program Ads .....	962.84
Royalties .....	2,367.02
Total State Receipts .....	\$ 20,696.86
<b>State Expenses</b>	
Running Meet .....	\$ 5,773.55
On-Site Coordinator .....	425.00
Programs .....	503.50
Officials Fees .....	2,700.00
Awards .....	115.84
Participant Travel .....	21,765.40
Total State Expenses .....	\$ 31,283.29
<b>GRAND TOTAL RECEIPTS</b> .....	<b>\$ 20,696.86</b>
<b>GRAND TOTAL EXPENSES</b> .....	<b>40,413.39</b>
<b>DIFFERENCE</b> .....	<b>\$ (19,716.53)</b>

**Girls Team Tennis Financial Statement**

<b>State Receipts</b>	
Tickets .....	\$ 4,890.00
Programs .....	199.00
Program Ads .....	174.09
Royalties .....	465.78
Total State Receipts .....	\$ 5,728.87
<b>State Expenses</b>	
Running Meet .....	\$ 2,789.93
Programs .....	503.50
Officials Fees .....	1,415.00
Awards .....	1,604.48
Participant Travel .....	6,698.80
Total State Expenses .....	\$ 13,011.71
<b>GRAND TOTAL RECEIPTS</b> .....	<b>\$ 5,728.87</b>
<b>GRAND TOTAL EXPENSES</b> .....	<b>13,011.71</b>
<b>DIFFERENCE</b> .....	<b>\$ (7,282.84)</b>

**State Girls Individual  
Tennis Attendance**

1971 .....	Whitefish Bay	
1972 .....	Madison West	
1973 .....	Madison West	
1974 .....	Nielsen Stadium – UW Madison	
1975 .....	Nielsen Stadium – UW Madison	
1976 .....	Nielsen Stadium – UW Madison	401
1977 .....	Nielsen Stadium – UW Madison	474
1978 .....	Nielsen Stadium – UW Madison	465
1979 .....	Nielsen Stadium – UW Madison	500
1980 .....	Nielsen Stadium – UW Madison	585
1981 .....	Nielsen Stadium – UW Madison	742
1982 .....	Nielsen Stadium – UW Madison	916
1983 .....	Nielsen Stadium – UW Madison	769
1984 .....	Nielsen Stadium – UW Madison	1,322
1985 .....	Nielsen Stadium – UW Madison	1,489
1986 .....	Nielsen Stadium – UW Madison	1,432
1987 .....	Nielsen Stadium – UW Madison	1,499
1988 .....	Nielsen Stadium – UW Madison	1,366
1989 .....	Nielsen Stadium – UW Madison	1,417
1990 .....	Nielsen Stadium – UW Madison	1,357
1991 .....	Nielsen Stadium – UW Madison	1,653
1992 .....	Nielsen Stadium – UW Madison	1,727
1993 .....	Nielsen Stadium – UW Madison	1,749
1994 .....	Nielsen Stadium – UW Madison	2,315
1995 .....	Nielsen Stadium – UW Madison	2,093
1996 .....	Nielsen Stadium – UW Madison	2,196
1997 .....	Nielsen Stadium – UW Madison	2,092
1998 .....	Nielsen Stadium – UW Madison	2,233
1999 .....	Nielsen Stadium – UW Madison	2,287
2000 .....	Nielsen Stadium – UW Madison	2,086
2001 .....	Nielsen Stadium – UW Madison	2,054
2002 .....	Nielsen Stadium – UW Madison	2,745
2003 .....	Nielsen Stadium – UW Madison	2,757
2004 .....	Nielsen Stadium – UW Madison	3,019
2005 .....	Nielsen Stadium – UW Madison	2,807
2006 .....	Nielsen Stadium – UW Madison	2,941
2007 .....	Nielsen Stadium – UW Madison	2,740
2008 .....	Nielsen Stadium – UW Madison	2,741

**State Girls Team  
Tennis Attendance**

1994 .....	Nielsen Stadium – UW Madison	562
1995 .....	Nielsen Stadium – UW Madison	655
1996 .....	Nielsen Stadium – UW Madison	617
1997 .....	Nielsen Stadium – UW Madison	653
1998 .....	Nielsen Stadium – UW Madison	794
1999 .....	Nielsen Stadium – UW Madison	791
2000 .....	Nielsen Stadium – UW Madison	930
2001 .....	Nielsen Stadium – UW Madison	803
2002 .....	Nielsen Stadium – UW Madison	830
2003 .....	Nielsen Stadium – UW Madison	715
2004 .....	Nielsen Stadium – UW Madison	753
2005 .....	Nielsen Stadium – UW Madison	816
2006 .....	Nielsen Stadium – UW Madison	824
2007 .....	Nielsen Stadium – UW Madison	827
2008 .....	Nielsen Stadium – UW Madison	815


# Boys Track & Field

The first state high school track & field meet was held in Wisconsin in 1895 at UW's Camp Randall Stadium on June 8, 1895.

Track & Field was conducted in a single class of competition until 1920 when it was split into large (A) and small (B) schools. Another division, Class C, was added in 1927. The three classes have remained through the years, although the enrollment cutoffs between them have changed and terminology was revised in 1991 from classes to divisions (1-2-3).

Until 1958 (except in 1936), the State Meet was held at Camp Randall Stadium. The 1936 meet was held in Milwaukee. With the renovation of Camp Randall, the meet could not return to that site. For a period of years, it was divided into separate events at three different sites. One year, 1963, all three classes were together at Monona Grove. The same site also had all three classes from 1967 to 1971. The meet moved to Mansfield Stadium in Madison in 1972 and at that same site in 1976 became a boys-girls meet. It remained in Madison until 1990 when it moved to La Crosse.

Milwaukee Riverside (then called East) was the early dominant team in boys track & field. Riverside had won 11 championships by 1922 and all of its 16 titles came by 1938. Whitefish Bay, however, has the most championships with 18, and 16 of them came in succession from 1937-52, all in Class B. Kohler has won 16 titles,




## ARROWHEAD – BOYS TRACK & FIELD CHAMPIONS (DIVISION 1) – 2008-2009

From left to right, front row, Stanford Andersen, Frank Andersen, Sean Denniston, Jared Lindquist, Michael Yellick, Daniel McCormack, Nicholas Abresch, Kodie Wilm, Richard Burant, Tyler Jaques, Kevin Phipps, Alex Fennig, Benjamin Stark, Kyle Aarestad, Brandon Mortensen, William Burke, Jacob Roberts, Trevor Beckmann, Justin Villar; second row, James Patterson, Nicholas Ray, Eric Fenning, Jonathon Fischer, Casey Coorough, Nicholas Wolcott, Erik Altenburg, Brandon Belman, Brian Thomas, Mark Gerasimov, Kevin Emmerich, Connor Markgraf, David Kelly, Garrett Stadler, Ryan Glynn, Anthony Hall, Alexander Konen, Hilfi Amri, John Christianson, Joshua Weiland; third row, Matthew Inglesse, Noah Knabenbauer, Brandon Harris, Mitchell Pantone, Jacob Nelson, Jamal Wright, Daniel Umhoefer, David Dulaney, Kyle Huebner, Matthew Mayoras, David Eggert, Ryan Passaglia, Benjamin Williamson, John McVey, Anthony Kohler, Sean Berendes, Maxwell Hanratty, Samuel Smith, Justin Froze, Alec Mortenson and Alex Broderick; fourth row, Kyle Lewin, William Gardner, Russell Sandvold, Curtis Corlett, Charles Lamb, Bradley Lewin, Brady Vassar, Alexander Mendyk, Steven Benna, Andrew Oury, Christopher Soldiveri, Michael Fox, Tanner Krause, Kevin Benben, Michael Demartino, Richard Haller, Sean Frey, Jordan Pendergast, Jeffery Ehrhardt, Mark Bodnar; fifth row, Lucas Zarling, Casey Callison, Austin Gatchel, Riley Pinkerton, Rudy Lange, Jonathan Buglass, John Simons, Trevor Mason, Jordan Sauthoff, Tyler Federspill, Brandon Altenberg, Alec Johnson, Nathan Theriault, James Twet, Maikel Ooms, Zachary Dillon, Nicholas Clendenning, Jesse Christoferson, Xander Lein; sixth row, Jordan White, Christopher Pendergast, Christopher Hegwood, Jacob Poehls, Thomas Hughlett, Justin Kemp, Alexander Arshem, Samuel Henkel, Mark Wisniewski, Timothy Bankes, Mitchell Kuhl, William Brzezczkowski, Zachary Foust, Stephen Peck, Carl Moderson, Evan Resimius, Daniel Ziegler, James Teske; seventh row, Alec Eberhardt, Steve Novak, Matthew Gasper, Zachary Clemp, Daniel Leach, Ryan McGinn, August Miller, Nicholas Warzen, Jacob Hilgendorf, Michael Turco, Alexander Texiera, Jordan Palmisano, Paul Burant, Jonathan Harter, Eric Rabas, John Smith, Miles Senfleben; eighth row, Nicholas Weiland, Timothy Huckle, Ryan Adamski, Aaron Pomeroy, Sawyer Pipkorn, Alec Walczak, Colin Schreck, Joseph Balthazor, Brady Steinbach, Jacob Weber, Justin Jager, Dylan Seitz, Josef Weber, William Gardner, Tyler Zeman, Casey Panawash-Bielinski; ninth row, Adam Susa, Greg Peterson, Justin Mortenson, Evan Wolf, Matthew Kirk, Austin Haase, Jacob Lindenberg, Joseph Kurkiewicz, Bradley Fisher, Nicholas Ryczek, Trevor Schell, Nicholas Ott, Paul Sorenson, Cody Britt, Todd Blatnik, Mustafa Khan; tenth row, Assistant Coach Allison Schnelle, Assistant Coach Mike Mulrooney, Assistant Coach Mark Johnson, Assistant Coach Neil Smedema, Assistant Coach Dan Bowers, Assistant Coach Geoff Steinbach, Head Coach Chris Herriot, Assistant Coach Mike Gnewuch, Assistant Coach Anthony Pizzo.

all of them in Class C during the years from 1946-79. Milwaukee Washington and Milwaukee South have won nine titles, Madison West eight, Arcadia and Milwaukee West seven, and Horicon and Port Washington five.


Only five boys have ever won State championships in the same event four years in a row. David Greenwood of Park Falls won the high jump from 1976-79, and Paul Annear of Richland Center won the same event from 2005-08. Kevin Bledsoe of Milwaukee South was a member of the winning 400 relay team four years (1984-87) as was Josh Dickerson of D.C. Everest (1993-96), and Greg Bracey of Milwaukee Vincent equaled that feat in the same event from 2000-03.

Justin Austin of Brown Deer holds the record for the most titles with nine. He won the 100 and 200 dashes in 2006-08 and was a member of the 800 relay in 2005 and the 400 relay in 2006 and 2008. Paul Annear of Richland Center and Darrell Jansen of Kimberly won eight titles during his career. Annear won the high jump from 2005-08, the long and triple jumps in 2007-08. Jansen won the 120 high hurdles and 180 low hurdles in 1958-60 and also the high jump in 1959-60. A. Meyer of Milwaukee South, Graff of Milwaukee Riverside, John De Merit of Port Washington are next with seven. Meyer won the 100 in 1906-08 and the 220 and high jump in 1906-



## WAUTOMA/FAITH CHRISTIAN ACADEMY – BOYS TRACK & FIELD CHAMPIONS (DIVISION 2) – 2008-2009

From left to right, front row, Corey Peterson, Chris Bartz, Brett Brown, Theo Maglio, Jared Abbrederis, Brandon Meckelberg, Garrett Bickford; second row, James Smith, Dan Ostrowski, Doug Clark, David Johannes, Josh Younger, Forrest Buck, Ken Gustin; third row, Scotty Hawlish, Sam Decker, Rob Withall, Corey Anderson, James Schultz, Josh Lang, Logan Norlin; fourth row, Jake Hoffman, Parker Detjens, Robert Perzentka, Jacob Gies, Chris Stewart; fifth row, Coach Dave Woyak, Brian Ristau, Jonah Wagner, Kyle Putskey, Andy Eisch, Coach Andy DeKeyser.



## FENNIMORE – BOYS TRACK & FIELD CHAMPIONS (DIVISION 3) – 2008-2009

From left to right, front row, Seth Fish, Logan Romine, Cody Brookhart, Calvin Jeardeau, Josh Wolf, Brian Trader, Mike Rutkowski, Jeff Winkers, Jordan Oyen; second row, Volunteer Coach Ben Leis, Brad Dick, Tim Roesch, Devon Calvert, Parker Prochaska, Heath Nicholson, Evan Kuehni, Ryan Ashmore, Jason Dailey, Taylor Dailey, Spencer Novinskie, Volunteer Coach Ryan Rosemeyer; third row, Head Coach Vince Lease, Assistant Coach John Linden, Volunteer Coach Jon Buslaff, Volunteer Coach Greg Jentz, Jake Stoeffler, Josh Swenson, Trevor Millin, Drake Potts, Everett Schwer, Ethan Rossing, Joe Carl, Alex Zart, Ben Hertrampf, Drew Zoromski, Sawyer Briel, Alex Kreyer, Volunteer Coach Kevin Everson, Assistant Coach Greg Davis, Volunteer Coach Matt Rutkowski. Not pictured: Brandon Chappell, Lucas Phelps.

07. Graff won the javelin in 1920-22 and also the discus and shot in 1921-22. De Merit was a member of the 880 relay in 1952-54 and he won the 200 and broad jump in 1953-54.

Alvin Kraenzlein of Milwaukee East is the only athlete to win five events in the same State meet, capturing titles in the 100 dash,

120 and 220 hurdles, broad jump and the shot put at the 1895 State Meet. Andrew Rock of Stratford is the only other boy to win four individual events in one State Meet in 2000, as he captured the 100-meter high hurdles, 300 intermediate hurdles, the 200 dash and the long jump.

## State Championships UW-La Crosse – June 5-6, 2009

### Boys Division 1 Teams

1. Arrowhead 52; 2. Menomonee Falls 37; 3. Milwaukee Vincent 32; 4. Port Washington 30; 5. Waukesha North 26.50; 6. Brookfield East 23; 7. Ashwaubenon 22; 7. Appleton North 22; 9. Marshfield 20; 9. Homestead 20; 9. Madison Memorial 20; 12. Kimberly 17; 12. West Bend East 17; 14. Stevens Point 16.50; 15. D.C. Everest 16; 15. Madison La Follette 16; 17. Tomah 14; 17. Kenosha Bradford 14; 19. Appleton East 13; 19. Wausau West 13; 19. Madison West 13; 22. Kettle Moraine 12; 23. Germantown 11; 24. Sheboygan North 10; 24. Waukesha West 10; 26. Bay Port 9; 26. Oconomowoc 9; 28. Middleton 8; 28. Racine Park 8; 28. Mukwonago 8; 28. Wisconsin Lutheran 8; 28. Hartford Union 8; 28. Milwaukee Washington 8; 34. Green Bay Preble 7; 34. Kaukauna 7; 34. Fort Atkinson 7; 37. Greendale 6; 37. Wausau East 6; 37. Neenah 6; 37. Milwaukee Riverside University H.S. 6; 37. Appleton West 6; 37. La Crosse Logan 6; 37. Racine Horlick 6; 37. Oak Creek 6; 37. Brookfield Central 6; 46. Badger 5; 46. Milton 5; 48. Fond du Lac 4; 48. Nicolet 4; 48. Green Bay East 4; 51. Westosha Central 3.50; 51. Janesville Parker 3.50; 53. Marquette University H.S. 3; 53. Kenosha Tremper 3; 53. West Bend West 3; 53. Milwaukee South 3; 53. South Milwaukee 3; 53. Waukesha South 3; 53. Lakeland 3; 60. Wisconsin Rapids Lincoln 2; 60. Hamilton 2; 60. Greenfield 2; 60. Verona Area 2; 64. Eau Claire Memorial 1; 64. Beloit Memorial 1; 64. Oregon 1; 64. Hortonville 1; 64. De Pere 1 and 64. La Crosse Central 1.

### Boys Division 1 Individuals

**Pole Vault Finals** – 1. Jake Czisny, West Bend East, 15-00.00; 2. Matt Abshire, Mukwonago, 14-09.00; 3. Wes Heupel, Germantown, 14-00.00; 4. Dan Simon, Westosha Central, 14-00.00; 4. Cody Speaker, Janesville Parker, 14-00.00; 4. Kyle Fons, Waukesha North, 14-00.00; 4. Jay May, Stevens Point, 14-00.00; 8. Chas Spangenberg, Appleton West, 14-00.00; 9. Chris Pendergast, Arrowhead, 14-00.00; 10. Jared Bradfish, D.C. Everest, 13-06.00; 11. Alex Kulaf, D.C. Everest, 13-06.00; 12. Jared Hinsenkamp, Greendale, 13-06.00; 13. Keith Knurr, Waterford, 13-00.00; 13. Mitch Heupel, Germantown, 13-00.00; 13. Devin Cairra, Wisconsin Lutheran, 13-00.00; 13. Rob Rohe, Neenah, 13-00.00; 13. August Moser, Tomah, 13-00.00; 18. Ryan Kasun, Hamilton, 13-00.00; 18. Luis Perez, Green Bay Preble, 13-00.00; 20. Mitch Patrick, Hudson, 13-00.00; -- William Roesler, La Crosse Central, NH; -- Tyler Archambo, Reedsburg Area, NH; -- Rudy Konz, Neenah, NH; -- Matt Krogman, Brookfield Central, NH.

**High Jump Finals** – 1. Collin Taylor, Brookfield East, 6-10.00; 2. Michael Saindon, Wausau West, 6-07.00; 3. Danny Schiller, Homestead, 6-07.00; 4. Mike Walder, Stevens Point, 6-07.00; 5. Tom Fisher, Green Bay East, 6-06.00; 6. Brian Washington, Waukesha South, 6-06.00; 7. Wally Ellenson, Eau Claire Memorial, 6-04.00; 7. Drew Sierzant, La Crosse Central, 6-04.00; 7. George Rainy, Milwaukee South, 6-04.00; 10. Derek Hasanoglu, Mukwonago, 6-04.00; 10. Matt Becker, Waukesha North, 6-04.00; 10. Mike Fisher, Green Bay East, 6-04.00; 13. Ross Maly, Waunakee, 6-04.00; 13. Brody Swenson, Hudson, 6-04.00; 15. Nick Hughes, Milwaukee King, 6-04.00; 15. Skyler O'Laughlin, Elkhorn Area, 6-04.00; 17. Ben Hennes, Kaukauna, 6-04.00; 18. Stephen Breese, Madison La Follette, 6-02.00; 19. Joel Stave, Whitnall, 6-02.00; 19. JoJo Pregont, Janesville Craig, 6-02.00; -- Nick Makowski, West Bend East, NH; -- Alex Shea, Oshkosh West, NH; -- Eric Kandler, Germantown, NH; -- Robert Douglass, Beloit Memorial, NH.

**Long Jump Finals** – 1. Oladipo Fagbemi, Marshfield, 23-01.00; 2. Nicholas Hill, Milwaukee Washington, 22-04.25; 3. Ben Ericksen, Greendale, 22-01.75; 4. Ryan Johannes, West Bend East, 21-10.00; 5. Justin Bowers, Badger, 21-08.50; 6. Matt Widule, Menomonee Falls, 21-08.50; 7. Joe Stark,

Wisconsin Rapids Lincoln, 21-06.75; 8. Melvin Gordon, Kenosha Bradford, 21-05.75; 9. Antonio Hardy-Dundy, Milwaukee Bay View, 21-01.50; 10. Alex Dewitt, Bay Port, 20-10.75; 11. Michael Lewis, South Milwaukee, 20-09.75; 12. Bobby Gnatzig, West Allis Central, 20-04.75; 13. Brad Pelisek, Homestead, 20-03.75; 14. Nick Cahill, Janesville Parker, 20-03.25; 15. Kenny Winslow, La Crosse Logan, 20-02.00; 16. Nathan Wara, Oshkosh North, 20-00.00; 17. Ryan Passaglia, Arrowhead, 19-10.00; 18. Leighton Settle, Madison West, 19-09.00; 19. Brandon Mills, Green Bay Preble, 19-09.00; 20. Juan Winslow, La Crosse Logan, 19-07.00; 21. Karch Schwake, Waukesha North, 19-05.50; 22. Brandon Cowie, West Bend West, 19-04.75; 23. Jeremy King, D.C. Everest, 19-01.75; 24. Jeremy Robinson, Marshfield, 18-03.75.

**Triple Jump Finals** – 1. Oladipo Fagbemi, Marshfield, 47-10.25; 2. Chris Hicks, Racine Park, 47-03.25; 3. Kenny Winslow, La Crosse Logan, 45-02.25; 4. Collin Taylor, Brookfield East, 44-11.50; 5. Marcus Pearson, Madison West, 44-11.50; 6. Michael Lewis, South Milwaukee, 44-10.75; 7. George Rainy, Milwaukee South, 44-07.25; 8. Jarek Kunz, Badger, 44-06.75; 9. Keegan Parrott, Waunakee, 44-01.50; 10. Darius Feaster, Homestead, 43-08.50; 11. Jeffrey Haffemann, Merrill, 43-03.50; 12. Josh Dixon, Cedarburg, 42-11.00; 13. Sean Gilbert, River Falls, 42-10.75; 14. Derek Schmidt, Menomonee Falls, 42-08.75; 15. Derrick Wendler, Kimberly, 42-00.75; 16. Tom Fisher, Green Bay East, 42-00.25; 17. Dan Ehrenberg, Hartford Union, 41-10.25; 18. Nick Cahill, Janesville Parker, 41-07.25; 19. Tyler Howe, De Pere, 41-05.50; 20. Logan Hughley, Oshkosh North, 40-07.00; 21. JoJo Pregont, Janesville Craig, 40-02.50; 22. Joe Stark, Wisconsin Rapids Lincoln, 39-07.25; -- Matt Ferry, Tomah, ND; -- Fred Jones-Rosa, Marquette University H.S., ND; -- Nicholas Hill, Milwaukee Washington, ND.

**Discus Throw Finals** – 1. Mike Hardy, Kimberly, 159-07; 2. Eric Parton, Middleton, 152-03; 3. Jeff Bias, Racine Horlick, 148-05; 4. Ethan Bachinski, Milton, 142-09; 5. Teiko Amuzu, Homestead, 141-01; 6. Cameron Botticelli, Marquette University H.S., 138-11; 7. James Kleist, Bay Port, 138-08; 8. Jacob Ninneman, Oregon, 137-05; 9. John Cooper, Elkhorn Area, 136-06; 10. Matt Losiniecki, Waukesha West, 135-05; 11. Mike Ludgatis, Hudson, 135-02; 12. Isaac Scott, Madison West, 135-00; 13. Mustafa Karadeniz, Nicolet, 134-05; 14. Justin Barber, Homestead, 131-01; 15. Hans Riedel, Eau Claire Memorial, 130-10; 16. Kyle Costigan, Muskego, 130-07; 17. Scott Erickson, Whitnall, 130-02; 18. EJ Sexton, West Bend East, 129-02; 19. Jeremy Brandt, Wausau West, 128-07; 20. Tom Dubois, Brookfield Central, 125-02; 21. Mike Cullen, Green Bay Preble, 122-06; -- Clinton Heckner, Kimberly, ND; -- Damonte Reed, Monona Grove, FOUL; -- Clay Gosse, Appleton North, FOUL.

**Shot Put Finals** – 1. Clay Gosse, Appleton North, 58-07.50; 2. Ben Watson, Waukesha North, 56-05.50; 3. Mitch Aprahamian, Brookfield Central, 55-06.25; 4. Justin Burton, Kimberly, 53-09.00; 5. Joe Donner, Kettle Moraine, 53-08.75; 6. Brian Roell, West Bend West, 53-08.50; 7. Drex Jackson, Verona Area, 52-00.25; 8. Zak Lotharius, Oak Creek, 52-00.25; 9. Trevor Jorgenson, La Crosse Logan, 51-11.25; 10. Kyle Costigan, Muskego, 50-07.25; 11. Mike Hardy, Kimberly, 50-06.75; 12. Justin Barber, Homestead, 50-04.50; 13. Jake Hohlstein, Portage, 50-02.50; 14. Eric Brulz, Waterford, 49-10.00; 15. Colin Destache, Bay Port, 49-08.00; 16. Mike Dhein, Germantown, 48-10.75; 17. Scott Erickson, Whitnall, 48-03.50; 18. Daniel Aguayo, Madison East, 48-00.00; 19. Ethan Bachinski, Milton, 47-10.25; 20. Bryan Keys, Germantown, 47-09.75; 21. Austin Zett, Lakeland, 47-07.50; 22. Nick Grosskopf, D.C. Everest, 47-05.75; 23. Clinton Heckner, Kimberly, 47-02.25; 24. Jeremy Brandt, Wausau West, 46-06.25.

**3200 Meter Relay Finals** – 1. Port Washington (Mike Brown, Jared Sandlin, Mark Allen, Evan Ross), 7:49.90; 2. Arrowhead, 7:50.79; 3. Neenah, 7:53.00; 4. Stevens Point, 7:55.25; 5. Waukesha West, 8:01.21; 6. Kettle Moraine, 8:01.27; 7. Fort Atkinson, 8:01.55; 8. Homestead, 8:03.98; 9. Waukesha North, 8:04.90; 10. Mukwonago, 8:05.44; 11. Bay Port, 8:05.94; 12. Madison La Follette, 8:08.58; 13. Oshkosh West, 8:08.59; 14. La Crosse Logan, 8:12.10; 15. Madison West, 8:12.83; 16. Racine Park, 8:12.93; 17. Milw. King, 8:12.96; 18. Janesville Craig, 8:14.62; 19. Hudson, 8:16.17; 20. Verona Area, 8:18.45; 21. Muskego, 8:25.10; 22. D.C. Everest, 8:25.57; 23. Appleton East, 8:31.83; 24. Marshfield, 8:46.08.

**110 Meter High Hurdles Finals** – 1. Matt Widule, Menomonee Falls, 14.37; 2. Sean Gretzinger, Appleton North, 14.58; 3. Lechein Neblett, Madison Memorial, 14.62; 4. Dexter Schleis, Germantown, 15.30; 5. Ian McNeil, Ashwaubenon, 15.32; 6. Joe Concannon, Kenosha Tremper, 15.45; 7. Mike Gehring, Hartford Union, 15.48; 8. Kevin Hanneken, Greenfield, 15.54; -- Cameron Clinton-Earl, Hamilton, FS. **Preliminaries** – 1. Matt Widule, Menomonee Falls, 14.43; 2. Lechein Neblett, Madison Memorial, 14.56; 3. Sean Gretzinger, Appleton North, 14.70; 4. Dexter Schleis, Germantown, 14.79; 5. Kevin Hanneken, Greenfield, 14.91; 6. Cameron Clinton-Earl, Hamilton, 14.97; 7. Joe Concannon, Kenosha Tremper, 15.02; 8. Mike Gehring, Hartford Union, 15.06; 9. Ian McNeil, Ashwaubenon, 15.06; 10. Corey Wilch, Waukesha North, 15.15; 11. Ben Seidl, Oshkosh West, 15.20; 12. Eric Brunette, Grafton, 15.20; 13. Andy Grossman, Mukwonago, 15.26; 14. Nick Yaeger, Mukwonago, 15.28; 15. Caz Pellowski, La Crosse Logan, 15.33; 16. David Vo, Verona Area, 15.40; 17. Logan Voellinger, Lakeland, 15.48; 18. Evan Zurbuchen, Madison West, 15.49; 19. Nick Makowski, West Bend East, 15.52; 20. Craig Snoerheim, Marshfield, 15.64; 21. Josh Werling, Beloit Memorial, 15.84; 22. Mason Klimek, D.C. Everest, 16.13; -- Bervon Wyatt, Milwaukee Vincent, FS; -- Detione White, Waukesha South, DQ.

**100 Meter Dash Finals** – 1. Centrell Minter, Milwaukee Vincent, 10.86; 2. Matt Kerswill, D.C. Everest, 10.90; 3. Washington Farrington, Menomonee Falls, 11.07; 4. Isiah Campbell, Wisconsin Lutheran, 11.29; 5. Aaron Kidd, Sheboygan North, 11.29; 6. Quentin Badger, Madison Memorial, 11.30; 7. Ryan Johannes, West Bend East, 11.34; 8. Leighton Settle, Madison West, 11.45; 9. Moriarity Brown-Griffin, Racine Park, 11.64. **Preliminaries** – 1. Matt Kerswill, D.C. Everest, 10.62; 2. Centrell Minter, Milwaukee Vincent, 10.75; 3. Washington Farrington, Menomonee Falls, 10.78; 4. Ryan Johannes, West Bend East, 10.94; 5. Aaron Kidd, Sheboygan North, 10.94; 6. Quentin Badger, Madison Memorial, 10.95; 7. Leighton Settle, Madison West, 10.97; 8. Isiah Campbell, Wisconsin Lutheran, 10.98; 9. Moriarity Brown-Griffin, Racine Park, 11.00; 10. Josh Davis, Wausau East, 11.03; 11. George Rainy, Milwaukee South, 11.06; 12. Manuel Turner, Fond du Lac, 11.06; 13. Tyler Ortiz, Kenosha Bradford, 11.07; 14. Ben Daniels, Green Bay Preble, 11.09; 15. Lemontrell Allen-Mull, Milwaukee Washington, 11.10; 16. Tha Trinh, Beloit Memorial, 11.12; 17. Charlie Foss, Appleton West, 11.20; 18. Peter Froelich, Green Bay East, 11.21; 19. Garret Schultz, La Crosse Central, 11.23; 20. Wes Aranda, Badger, 11.32; 21. Jordan Ratliffe, Milwaukee Vincent, 11.36; 22. Andy Brutlag, Eau Claire Memorial, 11.41; 23. Nicholas Hill, Milwaukee Washington, 11.49.

**1600 Meter Run Finals** – 1. Evan Ross, Port Washington, 4:11.79; 2. Derek Storkel, Tomah, 4:14.42; 3. Alex Brill, Madison La Follette, 4:14.90; 4. Taylor Wardall, Appleton East, 4:16.12; 5. John Simons, Arrowhead, 4:17.11; 6. Michael Brice, Kaukauna, 4:18.52; 7. Marcus Paulson, Hamilton, 4:20.31; 8. Nic Cass, Hortonville, 4:21.13; 9.

# Boys Track & Field

Andrew Amato, Brookfield East, 4:21.92; 10. Spencer Agnew, Fort Atkinson, 4:22.16; 11. Tyler Heinz, Eau Claire Memorial, 4:23.93; 12. Kyle Warras, Waukesha West, 4:24.93; 13. Jack Senefeld, Stevens Point, 4:26.11; 14. Jon Wylie, Oshkosh North, 4:26.88; 15. Brett Kelly, Madison West, 4:27.07; 16. Dan Sullivan, Elkhorn Area, 4:28.12; 17. Jacob Wickham, New Richmond, 4:28.54; 18. Rob Olsen, Cedarburg, 4:29.99; 19. Isaac Newman, Menomonee Falls, 4:30.06; 20. Zach Adams, Badger, 4:30.88; 21. Dayton Lueck, Wisconsin Lutheran, 4:31.12; 22. Bobby Laabs, Greendale, 4:31.24; 23. Luke Wusterbarth, Hudson, 4:32.02; 24. Ethan Zastrow, Mukwonago, 4:34.04.

**800 Meter Relay Finals** - 1. Arrowhead (Chris Pendergast, Evan Resimius, Casey Panawash-Bielinski, Jake Weber), 1:29.17; 2. Menomonee Falls, 1:29.93; 3. Ashwaubenon, 1:30.01; 4. Appleton West, 1:30.78; 5. Milwaukee Riverside University H.S., 1:31.22; 6. Wisconsin Lutheran, 1:31.76; 7. Milwaukee Vincent, 1:32.20; 8. Beloit Memorial, 1:33.05; -- Kettle Moraine, DNF. **Preliminaries** - 1. Menomonee Falls, 1:27.78; 2. Arrowhead, 1:29.02; 3. Ashwaubenon, 1:29.13; 4. Milwaukee Vincent, 1:29.34; 5. Beloit Memorial, 1:29.43; 6. Kettle Moraine, 1:29.61; 7. Wisconsin Lutheran, 1:29.64; 8. Appleton West, 1:29.73; 9. Milwaukee Riverside University H.S., 1:29.91; 10. Nicolet, 1:30.09; 11. La Crosse Central, 1:30.30; 12. Racine Park, 1:30.50; 13. Reedsburg Area, 1:30.77; 14. Kenosha Tremper, 1:31.02; 15. Janesville Parker, 1:31.12; 16. Brookfield East, 1:31.17; 17. Wauwatosa West, 1:31.47; 18. Appleton North, 1:31.57; 19. Whitnall, 1:31.60; 20. D. C. Everest, 1:31.93; 21. Hudson, 1:32.53; 22. Sheboygan South, 1:32.66; 23. Neenah, 1:33.03; 24. Hartford Union, 1:34.81; -- Waunakee, DNF; -- Eau Claire Memorial, DNF.

**400 Meter Dash Finals** - 1. Mike Wetzel, Ashwaubenon, 48.95; 2. Chris Chamness, Kenosha Bradford, 49.35; 3. Gabe Genovesi, Homestead, 49.85; 4. John Cejka, Wausau West, 50.04; 5. Tyler Trokan, Menomonee Falls, 50.22; 6. Sam Revak, Lakeland, 50.48; 7. Mike Brown, Port Washington, 50.54; 8. Aaron Kidd, Sheboygan North, 51.65; 9. Oladipo Fagbemi, Marshfield, 52.03. **Preliminaries** - 1. Chris Chamness, Kenosha Bradford, 49.06; 2. Mike Wetzel, Ashwaubenon, 49.35; 3. Mike Brown, Port Washington, 49.42; 4. Tyler Trokan, Menomonee Falls, 49.74; 5. Gabe Genovesi, Homestead, 49.99; 6. Aaron Kidd, Sheboygan North, 50.17; 7. John Cejka, Wausau West, 50.27; 8. Oladipo Fagbemi, Marshfield, 50.30; 9. Sam Revak, Lakeland, 50.51; 10. Davontae Johnson, Whitefish Bay, 50.58; 11. Travis Turnquist, Madison East, 50.71; 12. Erik Schroeder, Appleton East, 50.75; 13. Jon Itzenhuiser, Greendale, 50.94; 14. Sean Conway, Beaver Dam, 50.95; 15. Nate Trannel, Onalaska, 51.10; 16. Taylor Pasterski, Green Bay Preble, 51.14; 17. Jim Doyle, Waukesha North, 51.39; 18. Josh Stender, Franklin, 51.52; 19. Ricky Berumen, Oak Creek, 51.53; 20. Kevin Gorman, Wauwatosa West, 51.60; 21. Chris Butterfield, Badger, 51.87; 22. Travis Heil, Brookfield East, 52.22; 23. Brain Ironmonger, Oregon, 52.55; 24. Drew Mack, Sparta, 52.65.

**400 Meter Relay Finals** - 1. Milwaukee Vincent (Jesse Robinson, Berevon Wyatt, Jordan Ratliffe, Centrell Minter), 43.18; 2. Oconomowoc, 43.44; 3. Waukesha West, 43.45; 4. Arrowhead, 43.49; 5. Fond du Lac, 43.52; 6. Green Bay Preble, 43.55; 7. Milwaukee Riverside University H.S., 44.89; 8. Kettle Moraine, 45.17; -- Nicolet, DNF. **Preliminaries** - 1. Milwaukee Vincent, 42.30; 2. Arrowhead, 42.84; 3. Nicolet, 42.92; 4. Fond du Lac, 42.98; 5. Green Bay Preble, 43.19; 6. Oconomowoc, 43.27; 7. Kettle Moraine, 43.34; 8. Milwaukee Riverside University, 43.38; 9. Waukesha West, 43.38; 10. Wisconsin Lutheran, 43.41; 11. Hartford Union, 43.55; 12. Wauwatosa West, 43.57; 13. Whitnall, 43.65; 14. Beloit Memorial, 43.81; 15. Bay Port, 43.87; 16. Sun Prairie, 43.94; 17. Appleton North, 43.99; 18. Marshfield, 44.01; 19. Madison West, 44.01; 20. Milton, 44.12; 21. Reedsburg Area, 44.13; 22. Oshkosh West, 44.17; 23. Mukwonago, 44.28; 24. Eau Claire Memorial, 44.29; 25. D. C. Everest, 48.01; -- Waunakee, DNF.

**300 Meter Intermediate Hurdles Finals** - 1. DJ Tate, Waukesha North, 38.47; 2. Lechein Neblett, Madison Memorial, 38.60; 3. Matt Widule, Menomonee Falls, 38.63; 4. Corey Wilch, Waukesha North, 39.08; 5. Weston Malcore, Green Bay Preble, 39.49; 6. Mike Gehring, Hartford Union, 39.73; 7. Derrick Wendler, Kimberly, 40.39; 8. Kevin Hanneken, Greenfield, 40.48; 9. Dexter Schleis, Germantown,

41.31. **Preliminaries** - 1. Matt Widule, Menomonee Falls, 38.35; 2. Lechein Neblett, Madison Memorial, 38.86; 3. DJ Tate, Waukesha North, 39.25; 4. Kevin Hanneken, Greenfield, 39.26; 5. Weston Malcore, Green Bay Preble, 39.33; 6. Mike Gehring, Hartford Union, 39.35; 7. Dexter Schleis, Germantown, 39.73; 8. Corey Wilch, Waukesha North, 40.07; 9. Derrick Wendler, Kimberly, 40.60; 10. Josh Werling, Beloit Memorial, 40.65; 11. Emerson Sample, Madison West, 40.66; 12. Sedrick Jennings, Racine Park, 40.88; 13. Turner Stanek, Oshkosh West, 40.97; 14. Seth Sczygelski, Merrill, 41.00; 15. Evan Zurbuchen, Madison West, 41.38; 16. Josh Holzhaeuser, D.C. Everest, 41.38; 17. Joe Concannon, Kenosha Tremper, 41.42; 18. Nick Marciniak, Antigo, 41.60; 19. Ian McNeil, Ashwaubenon, 41.69; 20. Alex Ouellette, Waukesha West, 42.70; 21. Alex Kay, Oconomowoc, 42.84; 22. Tray Stinson, Racine Park, 43.48.

**800 Meter Run Finals** - 1. Tim Hucke, Arrowhead, 1:54.64; 2. Taylor Wardall, Appleton East, 1:54.93; 3. Sam Stevens, Bay Port, 1:55.54; 4. Ricky Berumen, Oak Creek, 1:55.62; 5. Kyle Winter, Kettle Moraine, 1:55.79; 6. Brian Klipstein, Hartford Union, 1:55.92; 7. Jack Senefeld, Stevens Point, 1:56.10; 8. Eric Smits, De Pere, 1:56.83; 9. Jerry Kerska, Sauk Prairie, 1:56.85; 10. Chris Parker, Neenah, 1:56.85; 11. Sam Kitzrow, Wisconsin Lutheran, 1:57.59; 12. Nic Cass, Hortonville, 1:57.67; 13. Jake Reilly, Waunakee, 1:57.97; 14. Nicholas Schumacher, Hudson, 1:59.18; 15. Clinton Heyer, Waterford, 1:59.31; 16. Stewart VanHorne, Menomonee Falls, 2:00.10; 17. Josh Williams, Madison West, 2:00.46; 18. Deonte Wilson, Milwaukee Bradley Tech., 2:00.88; 19. Tim Kilas, Neenah, 2:00.94; 20. Bobby Laabs, Greendale, 2:02.91; 21. William Goss, Sun Prairie, 2:03.20; 22. Jacob Wickham, New Richmond, 2:03.28; 23. Toney Fisher, Milwaukee Riverside, 2:03.54; 24. John Stulgross, Kenosha Bradford, 2:06.18; 25. Joe Martschinke, Waukesha West, 2:09.10; 26. Tyler Heinz, Eau Claire Memorial, 2:13.24.

**200 Meter Dash Finals** - 1. Centrell Minter, Milwaukee Vincent, 21.82; 2. Matt Kerswill, D.C. Everest, 22.04; 3. Josh Davis, Wausau East, 22.12; 4. Aaron Kidd, Sheboygan North, 22.33; 5. Gavin Robertson, Nicolet, 22.55; 6. Quentin Badger, Madison Memorial, 22.60; 7. Matt Wood, Port Washington, 22.65; 8. Alex Dewitt, Bay Port, 22.84; 9. Washington Farrington, Menomonee Falls, 22.92. **Preliminaries** - 1. Centrell Minter, Milwaukee Vincent, 21.50; 2. Josh Davis, Wausau East, 21.73; 3. Gavin Robertson, Nicolet, 21.74; 4. Matt Kerswill, D.C. Everest, 21.75; 5. Washington Farrington, Menomonee Falls, 21.95; 6. Quentin Badger, Madison Memorial, 22.06; 7. Matt Wood, Port Washington, 22.09; 8. Aaron Kidd, Sheboygan North, 22.21; 9. Alex Dewitt, Bay Port, 22.32; 10. Ryan Johannes, West Bend East, 22.39; 11. Moriarity Brown-Griffin, Racine Park, 22.56; 12. Lemontrell Allen-Mull, Milwaukee Washington, 22.60; 13. Rodney Miller, Beloit Memorial, 22.70; 14. Chris Harrell, Hamilton, 22.77; 15. Lindsey Ruffin, Racine Horlick, 22.79; 16. Matt Ferry, Tomah, 22.82; 17. Jacob Wuensch, La Crosse Central, 22.82; 18. Erik Pokki, Appleton West, 22.84; 19. Zac Thelen, Bay Port, 22.84; 20. Brian Schmidt, Elkhorn Area, 22.90; 21. Ben Erickson, Greendale, 22.97; 22. Justin Bowers, Badger, 23.06; 23. Oladipo Fagbemi, Marshfield, 23.11; 24. Justin Rupnow, Hamilton, 23.27.

**3200 Meter Run Finals** - 1. Alex Brill, Madison La Follette, 9:02.43; 2. Brett Kelly, Madison West, 9:05.04; 3. Derek Storkel, Tomah, 9:10.73; 4. Spencer Agnew, Fort Atkinson, 9:13.37; 5. Michael Brice, Kaukauna, 9:13.70; 6. John Simons, Arrowhead, 9:15.70; 7. Kevin Emmerich, Arrowhead, 9:28.35; 8. Nate Hatton, Stevens Point, 9:29.01; 9. Marcus Paulson, Hamilton, 9:30.43; 10. Sam Leschisin, Appleton East, 9:34.92; 11. Johnny Binzak, Racine Horlick, 9:37.91; 12. Bobby Laabs, Greendale, 9:39.37; 13. Mike Clark, Waukesha South, 9:39.65; 14. Mark Allen, Port Washington, 9:43.32; 15. Jordan King, Stevens Point, 9:44.96; 16. Dan Sullivan, Elkhorn Area, 9:48.36; 17. Colin Rogers, River Falls, 9:48.70; 18. John Dewitt, Oshkosh West, 9:51.56; 19. Jacob James, Wauwatosa East, 9:52.86; 20. Zach Krause, Badger, 9:53.98; 21. Matthew Rudquist, Hudson, 9:59.10; 22. Tim Trapp, Germantown, 10:00.13; 23. Jacob Ball, Hudson, 10:00.76; 24. Matt Borneman, Muskego, 10:02.92.

**1600 Meter Relay Finals** - 1. Arrowhead (Casey Panawash-Bielinski, Evan Resimius, Tim Hucke, Tyler Zeman), 3:19.84; 2. Brookfield East, 3:20.90; 3. Port Washington, 3:20.98; 4. Kenosha Bradford, 3:21.87; 5. Appleton North, 3:21.96; 6. Homestead, 3:22.84; 7.

Ashwaubenon, 3:22.89; 8. Oconomowoc, 3:23.47; 9. Kettle Moraine, 3:25.82. **Preliminaries** - 1. Arrowhead, 3:20.28; 2. Port Washington, 3:20.43; 3. Brookfield East, 3:21.47; 4. Oconomowoc, 3:21.66; 5. Kettle Moraine, 3:21.92; 6. Kenosha Bradford, 3:22.40; 7. Homestead, 3:22.44; 8. Appleton North, 3:22.83; 9. Ashwaubenon, 3:23.04; 10. Menomonee Falls, 3:24.23; 11. Appleton West, 3:24.30; 12. La Crosse Logan, 3:25.89; 13. D. C. Everest, 3:26.63; 14. Slinger, 3:26.89; 15. Wausau West, 3:27.14; 16. Waukesha North, 3:27.29; 17. Hartford Union, 3:27.58; 18. Burlington, 3:27.79; 19. La Crosse Central, 3:28.28; 20. Mukwonago, 3:28.33; 21. Racine Case, 3:29.12; 22. Janesville Parker, 3:29.24; 23. Marshfield, 3:31.21; 24. DeForest, 3:31.91; 25. Oak Creek, 3:35.54.

## Boys Division 2 Teams

1. Wautoma/Faith Christian Academy 35; 2. West Salem 33; 3. Ripon 32; 4. Dodgeville/Mineral Point 28; 5. Catholic Memorial 27; 5. Milwaukee Lutheran 27; 7. Arcadia 26; 7. Monroe 26; 9. Notre Dame 25.50; 10. Nekoosa 25; 11. Whitewater 22; 12. Ladysmith 20; 12. Little Chute 20; 14. Hayward 17; 15. Brown Deer 16; 15. New Berlin West 16; 17. Platteville 13; 18. Lancaster 12; 18. Shorewood 12; 18. Marshall 12; 18. Freedom 12; 22. Chilton 11; 22. Southern Door/Peninsula Christian 11; 24. Gale-Etrick-Trempealeau 10.50; 25. River Valley 10; 25. Xavier 10; 25. West De Pere 10; 28. Bloomer 9; 28. Altoona 9; 30. Wisconsin Heights 8; 30. Wittenberg-Birmannwood 8; 30. Brillion 8; 30. Thomas More 8; 30. Kewaskum 8; 30. Prescott 8; 30. Northwestern 8; 37. Somerset 7; 37. Northland Pines 7; 39. Spooner 6.50; 40. East Troy 6; 40. Lakeside Lutheran 6; 42. Cambridge 5.50; 43. Belleville/New Glarus 5; 43. Bonduel 5; 43. Osceola 5; 46. Shoreland Lutheran 4; 46. Aquinas 4; 46. Baldwin-Woodville 4; 46. Racine Saint Catherine's 4; 46. Kiel 4; 46. Adams-Friendship 4; 52. McFarland 3; 52. Kewaunee 3; 52. Mount Horeb/Barneveld 3; 52. Mayville 3; 52. Denmark 3; 57. Mosinee 2; 57. Cumberland 2; 57. Edgerton 2; 57. Chetek 2; 57. Mishicot 2; 57. New Holstein 2; 63. Pewaukee 1; 63. Luxemburg-Casco 1; 63. Lomira 1; 63. Union Grove 1 and 63. Winneconne 1.

## Boys Division 2 Individuals

**Pole Vault Finals** - 1. Scott Liegel, River Valley, 14-03.00; 2. Jake Dickmann, Kewaskum, 14-00.00; 3. Marcus Schickel, Cambridge, 13-09.00; 3. Derek Brusda, Notre Dame, 13-09.00; 5. Jeff Hill, Monroe, 13-06.00; 6. Nick Geiger, Mayville, 13-06.00; 7. Sean Pluemer, Platteville, 13-00.00; 8. Tyler Nellis, Southern Door/Peninsula Christian, 13-00.00; 9. Mark Kruse, Aquinas, 13-00.00; 10. Derek West, Rice Lake, 12-06.00; 10. Ryan Birschbach, New Holstein, 12-06.00; 10. Jacob Doudna, Richland Center, 12-06.00; 10. Jake Gregerson, Wisconsin Dells, 12-06.00; 14. Chris Stovern, Northwestern, 12-06.00; 15. Ogen Holschbach, Brillion, 12-00.00; 16. Jake Day, Lake Mills, 12-00.00; -- Alex Barnes, Mosinee, NH; -- Zak Reynolds, Northwestern, NH.

**High Jump Finals** - 1. Josh Nyson, West De Pere, 6-03.00; 2. John Schroeder, Ripon, 6-03.00; 3. Cole Cloutier, Somerset, 6-02.00; 4. Rory Cotter, Wisconsin Heights, 6-02.00; 5. Will Meinke, Shoreland Lutheran, 6-02.00; 6. Lucas Schmitz, McFarland, 6-02.00; 7. Jimmy Whitehead, Aquinas, 6-00.00; 8. Max Anderson, Spooner, 6-00.00; 8. Brett Smith, Gale-Etrick-Trempealeau, 6-00.00; 10. Zac Guilette, Southern Door/Peninsula Christian, 6-00.00; 10. Nick Prindle, West Salem, 6-00.00; 10. Paul Reit, Stanley-Boyd, 6-00.00; 13. Andrew Kissner, Pewaukee, 6-00.00; 14. Cory Zaeske, East Troy, 5-10.00; 14. Tyler Behnke, Brillion, 5-10.00; 15. Jake Keefer, Baldwin-Woodville, 5-10.00; 16. Harrison Barton, Notre Dame, 5-10.00.

**Long Jump Finals** - 1. Isaac Vazquez, Arcadia, 21-09.25; 2. David Kuczynski, Brown Deer, 21-05.00; 3. Jon Gillespie, Altoona, 21-02.50; 4. Jim Menkol, Spooner, 21-02.25; 5. Brett Davis, Marshall, 20-10.50; 6. Derek Rickert, Kiel, 20-10.25; 7. Sam Soderberg, Mosinee, 20-07.50; 8. Tyler Hilar, Northland Pines, 20-06.75; 9. Noah Steffel, Luxemburg-Casco, 20-06.00; 10. Michael Mitchell, Whitewater, 20-03.75; 11. Chris Grove, Gale-Etrick-Trempealeau, 20-03.00; 12. Steve Poulos, New Berlin West, 19-11.00; 13. Maurice Baldwin, Messmer, 19-09.50; 14. Zac Guilette, Southern Door/Peninsula Christian, 19-09.00.

**Triple Jump Finals** - 1. Isaac Vazquez, Arcadia, 45-00.50; 2. Brett Davis, Marshall, 44-04.25; 3. Tony Bilderback, Whitewater, 43-08.50; 4. Kevin Rank, Brillion, 43-01.25; 5. Zac Guilette, Southern Door/Peninsula Christian, 42-11.50; 6.

Jon Gillespie, Altoona, 42-11.00; 7. Jade Vesperman, Lancaster, 42-10.50; 8. Mike Nett, Lomira, 42-09.25; 9. Andy Kirchner, Aquinas, 42-05.50; 10. Paul Reit, Stanley-Boyd, 41-06.50; 11. Derek Rickert, Kiel, 40-07.50; 12. Alex Wolf, Mondovi, 40-05.00; 13. John Schroeder, Ripon, 40-03.00; 14. Tony Klingert, Notre Dame, 40-02.75; 15. Nick Pederson, Rice Lake, 38-05.00; 16. Matt Ziegler, Lakeside Lutheran, 37-03.75.

**Discus Throw Finals** - 1. Bucky Dixon, Hayward, 166-05; 2. Ben Tenpas, Nekoosa, 165-06; 3. Ryan Massart, Southern Door/Peninsula Christian, 159-08; 4. Jacob Bambenek, Gale-Ettrick-Trempealeau, 150-05; 5. Brian Pratt, Milwaukee Lutheran, 149-01; 6. Chris Schrubbe, Catholic Memorial, 148-08; 7. Brandon Meckelberg, Wautoma/Faith Christian Academy, 147-06; 8. Ben Rasmussen, Hayward, 147-00; 9. Eric Schmidt, Kewaunee, 141-09; 10. Lucas Leu, Monroe, 139-02; 11. Dylan Hagen, Gale-Ettrick-Trempealeau, 135-11; 12. Austen Jentges, Random Lake, 135-01; 13. Dallas Lewallen, Berlin, 133-04; 14. Mike Gabbey, Whitewater, 123-03; 15. Joe Bundy, Durand, 114-02; -- Ethan Hemer, Medford Area, FOUL.

**Shot Put Finals** - 1. Cody Evers, Little Chute, 55-02.25; 2. Ryan Miesbauer, Northwestern, 52-11.50; 3. Bucky Dixon, Hayward, 52-10.50; 4. Zach Anderson, Ladysmith, 52-05.00; 5. Chris Schrubbe, Catholic Memorial, 51-07.50; 6. Robby Wordell, Brillion, 51-05.00; 7. Peter Zepke, Edgerton, 50-04.00; 8. Darrin Emmeck, Somerset, 50-00.50; 9. Shane Bietzer, Mayville, 49-06.50; 10. Brian Pratt, Milwaukee Lutheran, 49-04.50; 11. Pat Hendricks, Clintonville, 47-11.00; 12. Ben Tuttle, Valders, 46-06.00; 13. Josh Mendez, Black River Falls, 45-06.50; 14. Zach Stuhr, Gale-Ettrick-Trempealeau, 43-09.50; 15. Ben Tenpas, Nekoosa, 40-06.75.

**3200 Meter Relay Finals** - 1. Dodgeville/Mineral Point (Kyle Van Dyn Hoven, Cody Baldus, Will Baker, Bruce Schmitz), 7:57.96; 2. Monroe, 8:00.66; 3. Xavier, 8:03.05; 4. Platteville, 8:09.59; 5. Bloomer, 8:10.85; 6. Milwaukee Lutheran, 8:11.57; 7. Arcadia, 8:12.57; 8. Osceola, 8:12.79; 9. New Berlin West, 8:13.35; 10. Nekoosa, 8:14.18; 11. Little Chute, 8:16.09; 12. Lake Mills, 8:16.73; 13. Tomahawk, 8:18.18; 14. Chilton, 8:22.69; 15. Hayward, 8:25.47; 16. Two Rivers, 8:28.37; 17. Catholic Memorial, 8:33.03.

**110 Meter High Hurdles Finals** - 1. Jared Abbrederis, Wautoma/Faith Christian Academy, 14.35\*; 2. Aaron Loferski, Thomas More, 14.77; 3. Ryan Welch, West Salem, 14.78; 4. Anthony Henry, Milwaukee Lutheran, 15.26; 5. Tony Floyd, Whitewater, 15.29; 6. Jordan Schmidt, Kewaunee, 15.30; 7. Joey Wistrick, Cumberland, 15.34; 8. Chris Barrette, Kiel, 15.40; 9. Dylan Schmidt, Gale-Ettrick-Trempealeau, 20.80. **Preliminaries** - 1. Jared Abbrederis, Wautoma/Faith Christian Academy, 14.52; 2. Dylan Schmidt, Gale-Ettrick-Trempealeau, 14.55; 3. Aaron Loferski, Thomas More, 15.01; 4. Ryan Welch, West Salem, 15.08; 5. Chris Barrette, Kiel, 15.17; 6. Joey Wistrick, Cumberland, 15.22; 7. Anthony Henry, Milwaukee Lutheran, 15.27; 8. Jordan Schmidt, Kewaunee, 15.35; 9. Tony Floyd, Whitewater, 15.38; 10. Jordan Pethan, Chilton, 15.45; 11. Nick Geiger, Mayville, 15.51; 12. Kasey Podoll, Wisconsin Dells, 15.54; 13. Dakota Thompson, Altoona, 15.65; 14. Andy Murphy, Tomahawk, 15.78; 15. Jeremy McDermott, Belleville/New Glarus, 15.87; 16. Paul Reit, Stanley-Boyd, 16.38.

**100 Meter Dash Finals** - 1. Anthony Budd, New Berlin West, 11.17; 2. Scott Lee, Ladysmith, 11.18; 3. Alex Koenen, West Salem, 11.18; 4. Calvin Caldwell, Milwaukee Lutheran, 11.26; 5. Ross Ebbe, Nekoosa, 11.28; 6. Casey Goffinett, Platteville, 11.30; 7. Mike Miller, Racine Saint Catherine's, 11.32; 8. Aaron Hrubes, Lakeside Lutheran, 11.34; 9. Wade Schlichting, Baldwin-Woodville, 11.51. **Preliminaries** - 1. Casey Goffinett, Platteville, 11.14; 2. Anthony Budd, New Berlin West, 11.15; 3. Ross Ebbe, Nekoosa, 11.16; 4. Aaron Hrubes, Lakeside Lutheran, 11.22; 4. Mike Miller, Racine Saint Catherine's, 11.22; 6. Alex Koenen, West Salem, 11.26; 7. Calvin Caldwell, Milwaukee Lutheran, 11.27; 8. Scott Lee, Ladysmith, 11.30; 8. Wade Schlichting, Baldwin-Woodville, 11.30; 10. Cody Przybylski, Nekoosa, 11.40; 11. Noah Steffel, Luxemburg-Casco, 11.41; 12. Joe Pinkart, Oconto, 11.46; 13. Trevor Mickelson, Rice Lake, 11.48; 14. Justin Juckem, Chilton, 11.49; 15. Matt Gerber, Tomahawk, 11.54; 16. Kory Jacquart, Roncalli, 11.67.

**1600 Meter Run Finals** - 1. John Luterbach, Catholic Memorial, 4:21.68; 2. Bruce Schmitz, Dodgeville/Mineral Point, 4:21.77; 3. Peter Drews, Shorewood, 4:22.12; 4. Aaron

Easker, Wittenberg-Biramwood, 4:25.91; 5. Andrew Rohlman, Osceola, 4:27.08; 6. Michael Stumpf, Xavier, 4:27.12; 7. Michael Cohen, Mishicot, 4:27.75; 8. Cory Zimmerman, Adams-Friendship, 4:36.64; 9. Evan Lewandowski, Medford Area, 4:41.12; 10. Chris Michels, Laconia, 4:43.25; 11. Josh Martin, Pewaukee, 4:46.56; 12. Brett Johnson, Saint Croix Central, 4:50.01; 13. Weston Brusky, Oconto Falls, 4:50.05; 14. Nick Baer, Gale-Ettrick-Trempealeau, 4:51.31; 15. Brandon Little, Ashland, 4:54.43.

**800 Meter Relay Finals** - 1. Little Chute (Daniel Maley, Scott Van Dyn Hoven, Mike Schiller, Luke Wenham), 1:31.94; 2. West Salem, 1:32.03; 3. Brown Deer, 1:32.19; 4. Gale-Ettrick-Trempealeau, 1:32.78; 5. Ladysmith, 1:33.43; 6. Mount Horeb/Barneveld, 1:33.45; 7. Wautoma/Faith Christian Academy, 1:33.62; 8. Winneconne, 1:34.55; 9. Platteville, 1:38.57. **Preliminaries** - 1. Gale-Ettrick-Trempealeau, 1:29.83; 2. Brown Deer, 1:30.39; 3. West Salem, 1:30.99; 4. Platteville, 1:31.37; 5. Ladysmith, 1:31.45; 6. Little Chute, 1:31.48; 7. Winneconne, 1:31.72; 8. Wautoma/Faith Christian Academy, 1:32.06; 9. Mount Horeb/Barneveld, 1:32.27; 10. Prescott, 1:33.20; 11. Whitewater, 1:33.29; 12. Notre Dame, 1:33.40; 13. Kettle Moraine Lutheran, 1:34.05; 14. New Berlin West, 1:34.70; 15. Turtle Lake/Clayton, 1:35.36; 16. Unity, 1:36.61.

**400 Meter Dash Finals** - 1. Ryan Weir, Ripon, 49.62; 2. Anthony Bos, Freedom, 50.64; 3. Cory Zaeske, East Troy, 51.05; 4. Dalton Robaidek, Bonduel, 51.21; 5. Kyle Van Dyn Hoven, Dodgeville/Mineral Point, 51.47; 6. Ross Ebbe, Nekoosa, 51.70; 7. James Hall, New Holstein, 51.98; 8. Jim Menkol, Spooner, 53.37; 9. Isaac Vazquez, Arcadia, 54.22. **Preliminaries** - 1. Ryan Weir, Ripon, 48.37; 2. Dalton Robaidek, Bonduel, 50.49; 3. James Hall, New Holstein, 50.57; 4. Anthony Bos, Freedom, 50.73; 5. Isaac Vazquez, Arcadia, 50.82; 6. Kyle Van Dyn Hoven, Dodgeville/Mineral Point, 51.11; 7. Ross Ebbe, Nekoosa, 51.28; 8. Jim Menkol, Spooner, 51.36; 9. Cory Zaeske, East Troy, 51.40; 10. Justin Conway, Aquinas, 51.46; 11. Kevin Tolzman, Milwaukee Lutheran, 51.69; 12. Dylan Rivard, Somerset, 51.81; 13. Alex Mahler, Osceola, 51.86; 14. Nick Niedfeldt, Ellsworth, 51.92; 15. Adam Schmitt, Brillion, 52.48; 16. Don Kennedy, Catholic Memorial, 53.63.

**400 Meter Relay Finals** - 1. Ripon (Connor Hanson, Jared Langenhorst, Josh Velie, Zach Farrell), 43.98; 2. West Salem, 44.00; 3. New Berlin West, 44.01; 4. Lancaster, 44.36; 5. Notre Dame, 44.84; 6. Wautoma/Faith Christian Academy, 45.08; 7. Chetek, 45.14; 8. Ladysmith, 45.21; 9. Brown Deer, 45.89. **Preliminaries** - 1. Ladysmith, 43.67; 2. Ripon, 43.73; 3. Brown Deer, 44.05; 4. West Salem, 44.08; 5. New Berlin West, 44.13; 6. Lancaster, 44.37; 7. Wautoma/Faith Christian Academy, 44.40; 8. Notre Dame, 44.51; 9. Chetek, 44.59; 10. Little Chute, 44.66; 11. Big Foot, 44.69; 12. Spooner, 44.76; 13. Mount Horeb/Barneveld, 44.86; 14. Turner, 44.96; 15. Tomahawk, 45.83; -- Clintonville, DQ.

**300 Meter Intermediate Hurdles Finals** - 1. Jared Abbrederis, Wautoma/Faith Christian Academy, 37.91\*; 2. Harrison Barton, Notre Dame, 39.11; 3. Tyler Hilar, Northland Pines, 39.36; 4. Ryan Welch, West Salem, 39.44; 5. Alex Delveaux, Freedom, 39.46; 6. Josh Stodola, Denmark, 39.73; 7. Zach Schimenz, Brown Deer, 39.75; 8. Tyler Bloodworth, Union Grove, 40.44; 9. Tyler Nellis, Southern Door/Peninsula Christian, 40.70. **Preliminaries** - 1. Jared Abbrederis, Wautoma/Faith Christian Academy, 38.15; 2. Zach Schimenz, Brown Deer, 39.39; 3. Tyler Hilar, Northland Pines, 39.40; 4. Harrison Barton, Notre Dame, 39.65; 5. Ryan Welch, West Salem, 39.68; 6. Alex Delveaux, Freedom, 40.51; 7. Josh Stodola, Denmark, 40.52; 8. Tyler Bloodworth, Union Grove, 40.78; 9. Tyler Nellis, Southern Door/Peninsula Christian, 40.91; 10. Reid Crist, Arcadia, 40.96; 11. Aaron Loferski, Thomas More, 40.97; 12. Alex Knutson, Hayward, 41.22; 13. Ryan Miller, Brodhead/Juda, 41.46; 14. Dakota Thompson, Altoona, 41.70; 15. Joey Wistrick, Cumberland, 41.90; 16. Mark Waldschmidt, Watertown Luther Prep School, 43.79; -- Nick Geiger, Mayville, FS.

**800 Meter Run Finals** - 1. Alex Steiner, Chilton, 1:54.78; 2. Brett DeNure, Monroe, 1:55.24; 3. Bruce Schmitz, Dodgeville/Mineral Point, 1:55.70; 4. Malcolm Wankel, Bloomer, 1:55.89; 5. Ryan Weir, Ripon, 1:55.90; 6. Cory Zimmerman, Adams-Friendship, 1:57.55; 7. Jajuan Tyler, Racine Saint Catherine's, 1:58.51; 8. Andrew Heintz, Xavier, 1:59.55; 9. Andrew Rohlman, Osceola, 1:59.78; 10. Tim Shore, Catholic Memorial, 2:00.22; 11. Jimmy Hosey,

Northwestern, 2:00.58; 12. Geordin Panagopoulos, Pewaukee, 2:00.80; 13. Derrek Pedersen, Saint Croix Central, 2:01.59; 14. Brett Zierath, Platteville, 2:01.79; 15. Ryan Casey, Pardeeville, 2:01.80; 16. James Menor, Peshigo, 2:02.18; 17. Michael Cohen, Mishicot, 2:04.63; 18. Andy Yasick, Wisconsin Heights, 2:06.57.

**200 Meter Dash Finals** - 1. Jacob Dennis, Whitewater, 22.55; 2. Jared Abbrederis, Wautoma/Faith Christian Academy, 22.66; 3. Ross Ebbe, Nekoosa, 22.74; 4. Matt Ziegler, Lakeside Lutheran, 22.78; 5. Wade Schlichting, Baldwin-Woodville, 23.01; 6. Casey Goffinett, Platteville, 23.26; 7. Scottie Farkas, Ladysmith, 23.43; 8. Noah Steffel, Luxemburg-Casco, 23.62; 9. Chris Grove, Gale-Ettrick-Trempealeau, 23.62. **Preliminaries** - 1. Jared Abbrederis, Wautoma/Faith Christian Academy, 22.24; 2. Jacob Dennis, Whitewater, 22.50; 3. Noah Steffel, Luxemburg-Casco, 22.54; 4. Scottie Farkas, Ladysmith, 22.58; 5. Matt Ziegler, Lakeside Lutheran, 22.62; 6. Chris Grove, Gale-Ettrick-Trempealeau, 22.67; 7. Ross Ebbe, Nekoosa, 22.75; 8. Casey Goffinett, Platteville, 22.87; 9. Wade Schlichting, Baldwin-Woodville, 22.95; 10. Aaron Hrubes, Lakeside Lutheran, 23.00; 11. Peder Ohlroge, Wisconsin Heights, 23.19; 12. Anthony Bos, Freedom, 23.27; 13. Tyler Hilar, Northland Pines, 23.34; 14. Dalton Robaidek, Bonduel, 23.44; 15. Zach Farrell, Ripon, 23.72; 16. Ben Walstrom, Spooner, 33.59.

**3200 Meter Run Finals** - 1. John Luterbach, Catholic Memorial, 9:35.24; 2. Jessop Keene, Prescott, 9:39.44; 3. Ben Tyler, Shorewood, 9:42.26; 4. Travis Beutler, Belleville/New Glarus, 9:42.86; 5. Jacob Peterson, Nekoosa, 9:45.30; 6. Aaron Easker, Wittenberg-Biramwood, 9:47.48; 7. Sam Simones, Aquinas, 9:49.51; 8. Cody Kurscheidt, Chilton, 9:53.05; 9. Brett Johnson, Saint Croix Central, 9:58.74; 10. Ben Cipriano, Whitewater, 10:02.50; 11. Nick Van Strdykon, Tomahawk, 10:07.53; 12. Evan Lewandowski, Medford Area, 10:09.78; 13. Tyler Willenbrink, Xavier, 10:10.90; 14. Lucas Jadin, Freedom, 10:17.02; 15. Justin Lauria-Banta, Catholic Memorial, 10:20.69.

**1600 Meter Relay Finals** - 1. Milwaukee Lutheran (Calvin Caldwell, Brandon Bennett, Jake Pankov, Kevin Tolzman), 3:23.03; 2. Notre Dame, 3:24.12; 3. Monroe, 3:24.83; 4. Lancaster, 3:25.11; 5. Arcadia, 3:25.16; 6. Wisconsin Heights, 3:25.37; 7. Whitewater, 3:25.43; 8. Pewaukee, 3:27.05; 9. Brown Deer, 3:31.04. **Preliminaries** - 1. Arcadia, 3:24.81; 2. Whitewater, 3:25.18; 3. Wisconsin Heights, 3:25.49; 4. Milwaukee Lutheran, 3:26.01; 5. Monroe, 3:26.19; 6. Notre Dame, 3:26.39; 7. Lancaster, 3:27.25; 8. Brown Deer, 3:28.73; 9. Pewaukee, 3:28.99; 10. Gale-Ettrick-Trempealeau, 3:29.09; 11. Chilton, 3:31.40; 12. Freedom, 3:31.59; 13. Luxemburg-Casco, 3:33.12; 14. Prescott, 3:34.10; 15. Osceola, 3:35.70; 16. Northland Pines, 3:36.72.

### Boys Division 3 Teams

1. Fennimore 38; 2. Darlington 30; 3. Newman Catholic 28; 4. Cuba City 26; 5. Wild Rose 25; 6. Edgar 24; 7. Webster 23; 7. Athens 23; 9. Catholic Central 20; 9. Saint Mary's Springs 20; 11. Loyal 18; 12. Kenosha St. Joseph 17; 12. Cedar Grove-Belgium 17; 14. Lena/Saint Thomas Aquinas Academy 16; 14. Brookfield Academy 16; 16. Luck 15.50; 17. Racine Lutheran 15; 17. Hilbert 15; 17. Marion 15; 17. Bangor 15; 17. North Crawford 15; 22. McDonell Central 12; 22. Melrose-Mindoro 12; 24. Sevastopol 11; 24. Shell Lake 11; 26. Deerfield 10; 26. Rosholt 10; 26. Eleva-Strum 10; 26. Stratford 10; 26. Manitowoc Lutheran 10; 31. Spring Valley 9; 32. Cameron 8; 32. Hurley 8; 32. Fall River 8; 32. Thorp 8; 36. Clear Lake 7; 36. Southwestern 7; 36. Marathon 7; 36. Albany 7; 40. Sheboygan Area Lutheran 6; 40. Suring 6; 40. Gresham Community/Bowler 6; 40. Elkhardt Lake-Glenbeulah 6; 40. Colfax 6; 40. Tigerton 6; 46. Port Edwards 5; 46. Amherst 5; 46. Black Hawk 5; 46. Regis 5; 50. New Lisbon 4.50; 51. Conserve/Phelps 4; 51. Lake Country Lutheran 4; 51. Coleman 4; 54. Alma 3; 54. Benton 3; 54. Cadott 3; 54. Gilman 3; 54. River Ridge 3; 54. Columbus Catholic 3; 60. The Prairie School 2; 60. Brookwood 2; 60. Trinity Academy 2; 60. Flambeau 2; 60. Whitehall 2; 65. Spencer 1.50; 65. Florence 1.50; 67. South Shore 1; 67. Algoma 1.

### Boys Division 3 Individuals

**Pole Vault Finals** - 1. Brett Passini, Newman Catholic, 14-03.00; 2. Tyler Wagner, Lena/Saint Thomas Aquinas Academy, 14-00.00; 3. Bryan Klister, Lena/Saint Thomas Aquinas Academy, 13-09.00; 4. Matthew Trimmer, Athens, 13-09.00; 5. Ben Robers, Stratford, 13-00.00; 6. Garrett Miles, Deerfield, 13-00.00; 7. Garrett Knapp, River Ridge, 13-00.00;

# **EXHIBIT G**

(WIAA 86th Annual Yearbook (2008-2009) –  
Included as Part of Stipulation of Background  
Facts on January 21, 2010, Document #26.  
Part 6 of 7, p. 250-p. 284)

## Boys Track & Field

8. Justin Hemshrot, Shell Lake, 12-06.00; 9. Cody Rosemeyer, Gilman, 12-06.00; 10. Mike Zickert, Deerfield, 12-06.00; 11. Zachary Weist, Cassville, 12-06.00; 13. Matt Floyd, River Ridge, 12-06.00; 13. Mason Kriegel, Webster, 12-00.00; -- Anthony Jagiello, Tri-County, NH; -- AJ Walsh-Brenizer, Luck, NH; -- Kory Wilke, Waterloo, NH; -- Mac Bowen, Lincoln, NH; -- Cody Pawlak, Gibraltar, NH.

**High Jump Finals** - 1. Wes Evers, Manitowoc Lutheran, 6-02.00; 2. Jon Griffin, Racine Lutheran, 6-02.00; 3. Branden Nyman, Wild Rose, 6-01.00; 4. John McCann, New Lisbon, 6-00.00; 4. Brennan Olson, Luck, 6-00.00; 6. Luke Callan, Southwestern, 6-00.00; 7. Josh LeFleur, Florence, 5-10.00; 7. Tyler Kolstad, Spencer, 5-10.00; 9. Michael Leinon, Hurley, 5-10.00; 9. Corey Tallier, Gilman, 5-10.00; 9. Cameron Weis, Tri-County, 5-10.00; 12. Cameron Magee, Ithaca, 5-10.00; 13. Jesse Anderson, Cedar Grove-Belgium, 5-10.00; -- Cody Sanoy, Deerfield, NH; -- Venn Keranen, Marion, NH; -- Luke Tweed, Fall Creek, NH; -- Austin Schmidt, Wonewoc-Center, NH.

**Long Jump Finals** - 1. Ben Hertrampf, Fennimore, 21-06.50; 2. Spencer Olejniczak, Thorp, 20-11.50; 3. Brett Becker, Cuba City, 20-11.50; 4. Jon Griffin, Racine Lutheran, 20-08.75; 5. Gabe Pospyhalla, Edgar, 20-05.50; 6. Patrick Lemmer, Edgar, 20-03.00; 7. Patrick Williams, Wild Rose, 20-00.00; 8. Landon Strilzuk, Luck, 19-11.00; 9. Kyle Godfrey, Webster, 19-09.25; 10. Grant Hickman, Alma, 19-04.75; 11. Brock Giese, Brookwood, 19-04.50; 12. Drew Buteyn, Central Wisconsin Christian, 19-03.00; 13. Steve Quella, Sevastopol, 19-00.25; 14. Nick Krause, Gillett, 19-00.00; 15. Travis Nate, Reedsville, 18-09.25; 16. Stephen Kelly, Cadott, 18-04.25.

**Triple Jump Finals** - 1. Patrick Lemmer, Edgar, 44-00.00; 2. Michael Leinon, Hurley, 43-01.25; 3. Ben Hertrampf, Fennimore, 42-10.25; 4. Zak Markman, Amherst, 42-07.50; 5. Luke Callan, Southwestern, 42-02.50; 6. Grant Hickman, Alma, 41-05.25; 7. Jon Griffin, Racine Lutheran, 41-00.75; 8. Matt O'Connell, Clear Lake, 40-11.00; 9. Ross Sygulla, Whitehall, 40-10.75; 10. Anthony Parker, Saint Mary's Springs, 40-10.50; 11. Tyler Steczynski, Port Edwards, 40-10.50; 12. Daniel Petkau, Rib Lake, 39-08.00; 13. Sam Sullivan, Manitowoc Lutheran, 39-05.50; 14. Zacke Lyons, Cedar Grove-Belgium, 39-03.25; 15. Jeremy Mengert, Marion, 39-03.25; 16. Zach Anderson, Frederic, 38-01.50.

**Discus Throw Finals** - 1. Henry Guell, Saint Mary's Springs, 161-07; 2. Michael Rausch, Athens, 159-10; 3. Austin Kaiser, Marathon, 159-09; 4. Darren Groshek, Rosholt, 154-01; 5. Alex Zart, Fennimore, 150-02; 6. Jeff Reichling, Darlington, 147-01; 7. Nick Patchen, Albany, 143-10; 8. Zach Blahnik, Algoma, 142-09; 9. Kyle Nowak, Stratford, 137-09; 10. Mike Weber, Necedah, 136-01; 11. Brier Bergerson, Owen-Withe, 131-05; 12. Jon Petrie, Elkhart Lake-Glenbeulah, 129-03; 13. Mike Ludwigson, Weyerhaeuser, 123-03; 14. Cody Gruel, Frederic, 122-01; 15. Jordan Berghammer, Markesan, 113-04; 16. Alex Rothbauer, Cadott, 108-02.

**Shot Put Finals** - 1. Henry Guell, Saint Mary's Springs, 51-06.50; 2. Jeff Reichling, Darlington, 51-01.25; 3. Josh Hoppman, Cuba City, 48-03.00; 4. Darren Groshek, Rosholt, 47-10.00; 5. Kyle Spieker, Lake Country Lutheran, 46-11.75; 6. Alex Zart, Fennimore, 46-04.00; 7. Austin McCarthy, Cuba City, 46-03.50; 8. Clint Engel, Wild Rose, 45-10.25; 9. Jon Petrie, Elkhart Lake-Glenbeulah, 42-09.75; 10. Nate Dahl, McDonell Central, 42-09.00; 11. Brennan Olson, Luck, 42-06.50; 12. Adam Nowak, Edgar, 42-00.75; 13. Chad Strehlow, Suring, 41-09.00; 14. Zach Blahnik, Algoma, 41-03.50; 15. James Longhenry, Luck, 40-07.00; 16. Mike Ludwigson, Weyerhaeuser, 39-02.25.

**3200 Meter Relay Finals** - 1. Webster (Jack Taylor, Nick Krinkie, Bryan Krause, Quentin Johnson), 8:10.95; 2. Brookfield Academy, 8:10.98; 3. Sevastopol, 8:14.26; 4. North Crawford, 8:17.28; 5. McDonell Central, 8:19.36; 6. Kenosha St. Joseph, 8:21.90; 7. The Prairie School, 8:24.81; 8. Marathon, 8:26.35; 9. Flambeau, 8:27.46; 10. Albany, 8:31.56; 11. Royall, 8:32.28; 12. Rosholt, 8:32.30; 13. Darlington, 8:33.70; 14. Stratford, 8:37.52; 15. Pittsville, 8:43.18; 16. Drummond, 8:49.08.

**1100 Meter High Hurdles Finals** - 1. Aaron Bedessem, Bangor, 15:51; 2. Sean Casey, Loyal, 15:59; 3. Matt Minniecheske, Tigerton, 15:72; 4. Parker Prochaska, Fennimore, 15:73; 5. Stephen Kopitzke, Elkhart Lake-Glenbeulah, 15:83; 6. Michael Droessler, Benton, 15:97; 7. Ross Sygulla, Whitehall, 16:16; 8. Cody Sanoy, Deerfield,

16:21; 9. Zach Anderson, Frederic, 16:23. **Preliminaries** - 1. Zach Anderson, Frederic, 15:69; 2. Parker Prochaska, Fennimore, 15:73; 3. Cody Sanoy, Deerfield, 15:74; 4. Sean Casey, Loyal, 15:80; 5. Matt Minniecheske, Tigerton, 15:87; 6. Aaron Bedessem, Bangor, 15:90; 7. Michael Droessler, Benton, 15:94; 8. Stephen Kopitzke, Elkhart Lake-Glenbeulah, 16:02; 9. Ross Sygulla, Whitehall, 16:26; 10. Aaron Rick, Deerfield, 16:32; 11. Victor Duffrin, Lena/Saint Thomas Aquinas Academy, 16:33; 12. Tony Peterson, Frederic, 16:44; 13. Nick Kerstock, Elmwood/Plum City, 16:80; 14. Landon Boettcher, Reedsville, 16:87; 15. Corey Tallier, Gilman, 17:13; 16. Matthew Trimmer, Athens, 17:14.

**100 Meter Dash Finals** - 1. Luke Gajewski, Newman Catholic, 11:09; 2. Brett Becker, Cuba City, 11:36; 3. Tyler Bosshart, Spring Valley, 11:37; 4. Logan Malueg, Marion, 11:45; 5. Arnold Gorr, Luck, 11:47; 6. Richie Ysquierdo, Port Edwards, 11:59; 7. Jimmy Shepherd, Brookwood, 11:64; 8. Cody Martin, River Ridge, 11:86; 9. Tyson Young, Melrose-Mindoro, 11:88. **Preliminaries** - 1. Luke Gajewski, Newman Catholic, 11:08; 2. Logan Malueg, Marion, 11:14; 3. Brett Becker, Cuba City, 11:17; 4. Tyler Bosshart, Spring Valley, 11:20; 5. Arnold Gorr, Luck, 11:41; 5. Cody Martin, River Ridge, 11:41; 7. Richie Ysquierdo, Port Edwards, 11:43; 8. Jimmy Shepherd, Brookwood, 11:44; 9. Tyson Young, Melrose-Mindoro, 11:46; 10. Marshall Herget, Living Word Luth, 11:55; 11. Ethan Jaynes, Brookfield Academy, 11:57; 12. Patrick Williams, Wild Rose, 11:58; 13. Luke Kolbeck, Trinity Academy, 11:64; 14. Tyler Olson, Washburn, 11:76; 15. Nick Dvorak, Prentice, 11:94; 15. Sid Geldmeyer, Algoma, 11:94.

**1600 Meter Run Finals** - 1. Mitch Lacy, Hilbert, 4:32.06; 2. Taylor Seeger, Cameron, 4:33.44; 3. Logan Seipel, Colfax, 4:33.61; 4. Cole Vanderleest, Sevastopol, 4:33.68; 5. Josh Mulloy, Cedar Grove-Belgium, 4:34.77; 6. Jack Taylor, Webster, 4:35.34; 7. Matt Zuelke, Stratford, 4:37.25; 8. Joel Merritt, Cedar Grove-Belgium, 4:37.39; 9. Dominick McCormick, North Crawford, 4:39.23; 10. Brandon Wucherpennig, Granton, 4:42.68; 11. Curtis Allbaugh, North Crawford, 4:45.57; 12. Darren Hudziak, Wild Rose, 4:48.00; 13. Alex Schroeder, Fall Creek, 4:49.67; 14. Jordy Henrickson, Whitehall, 4:52.83; 15. Kevin Polsean, Granton, 4:57.80; 16. Caleb Mueller, Blair-Taylor, 5:06.33.

**800 Meter Relay Finals** - 1. Fennimore (Heath Nicholson, Joe Carl, Parker Prochaska, Josh Swenson), 1:33.26; 2. Catholic Central, 1:33.28; 3. Clear Lake, 1:33.45; 4. Deerfield, 1:33.47; 5. Newman Catholic, 1:34.78; 6. Edgar, 1:35.08; 7. Lena/Saint Thomas Aquinas Academy, 1:35.35; 8. Luck, 1:35.99; 9. River Ridge, 1:37.18. **Preliminaries** - 1. Clear Lake, 1:32.03; 2. Fennimore, 1:32.61; 3. Newman Catholic, 1:32.81; 4. Deerfield, 1:32.83; 5. Catholic Central, 1:32.93; 6. River Ridge, 1:33.01; 7. Luck, 1:33.58; 8. Lena/Saint Thomas Aquinas Academy, 1:33.63; 9. Edgar, 1:33.67; 10. Whitehall, 1:33.87; 11. Gibraltar, 1:33.95; 12. Manawa, 1:34.29; 13. Darlington, 1:34.69; 14. Cameron, 1:34.83; 15. Eleva-Strum, 1:35.60; 16. Dodgeland, 1:35.67.

**400 Meter Dash Finals** - 1. Tom Helstern, Shell Lake, 49.90; 2. John Kolanko, Kenosha St. Joseph, 50.64; 3. Alex Erickson, Darlington, 51.24; 4. Tyler Whalen, Black Hawk, 51.25; 5. Joon Yong Choi, Conserve/Phelps, 51.57; 6. Josiah Yeager, Cadott, 51.92; 7. Anthony Stelter, Melrose-Mindoro, 52.26; 8. Quentin Johnson, Webster, 52.74; 9. Logan Viegut, Marathon, 53.76. **Preliminaries** - 1. Tom Helstern, Shell Lake, 50.46; 2. John Kolanko, Kenosha St. Joseph, 51.19; 3. Tyler Whalen, Black Hawk, 51.25; 4. Anthony Stelter, Melrose-Mindoro, 51.65; 5. Alex Erickson, Darlington, 51.87; 6. Joon Yong Choi, Conserve/Phelps, 52.07; 7. Josiah Yeager, Cadott, 52.52; 8. Logan Viegut, Marathon, 52.64; 9. Quentin Johnson, Webster, 52.97; 10. Branden Nyman, Wild Rose, 53.07; 11. Austin Haack, Sheboygan Area Lutheran, 53.76; 12. Bryan Grulkowski, Whitehall, 53.80; 13. Zach Garza, Cedar Grove-Belgium, 53.92; 14. Nick Daniels, Gresham Community/Bowler, 54.16; 15. Clarence Fawley, Flambeau, 54.38; 16. Alex Linck, Kohler, 55.57.

**400 Meter Relay Finals** - 1. Athens (Bob Tiffany, Jonathon Payne, Eric Schreiner, Matthew Trimmer), 44.73; 2. Marion, 44.91; 3. Catholic Central, 45.41; 4. Darlington, 45.75; 5. Edgar, 45.81; 6. Newman Catholic, 45.85; 7. Port Edwards, 46.10; 8. Deerfield, 46.45; -- Cuba City, DQ. **Preliminaries** - 1. Cuba City, 43.96; 2. Marion, 44.49; 3. Port Edwards, 44.60; 4. Newman Catholic, 44.68; 5. Catholic Central, 44.71; 6. Athens, 44.77; 7. Edgar, 44.78; 8.

Darlington, 44.84; 9. Deerfield, 44.93; 10. Clear Lake, 44.94; 11. Fennimore, 44.98; 12. Whitehall, 45.20; 13. Eleva-Strum, 45.68; 14. Gibraltar, 45.84; 15. Spring Valley, 45.87; 16. Saint Mary's Springs, 45.97; 17. Prentice, 46.75.

**300 Meter Intermediate Hurdles Finals** - 1. Sean Casey, Loyal, 39.93; 2. David Paugels, Wild Rose, 40.09; 3. Casey Krahn, Sheboygan Area Lutheran, 40.85; 4. Aaron Bedessem, Bangor, 41.06; 5. Matt Maye, Coleman, 41.38; 6. Corey Tallier, Gilman, 41.55; 7. Stephen Kopitzke, Elkhart Lake-Glenbeulah, 41.66; 8. Matthew Reijo, South Shore, 42.13; 9. Ross Sygulla, Whitehall, 44.10. **Preliminaries** - 1. David Paugels, Wild Rose, 40.54; 2. Sean Casey, Loyal, 40.83; 3. Aaron Bedessem, Bangor, 41.34; 4. Casey Krahn, Sheboygan Area Lutheran, 41.43; 5. Stephen Kopitzke, Elkhart Lake-Glenbeulah, 41.52; 6. Matt Maye, Coleman, 41.56; 7. Corey Tallier, Gilman, 41.73; 8. Matthew Reijo, South Shore, 42.10; 9. Ross Sygulla, Whitehall, 42.21; 10. Zach Anderson, Frederic, 42.36; 11. Jake Heidner, Dodgeland, 42.53; 12. Steven Meyer, Cuba City, 42.69; 13. Ryan Page, The Prairie School, 43.17; 14. Thad Harrison, Florence, 43.44; 15. Cody Dahl, Cashton, 43.63; 16. Travis Wickboldt, Clear Lake, 44.36.

**800 Meter Run Finals** - 1. Dominick McCormick, North Crawford, 1:57.19; 2. Nathan Hepp, Brookfield Academy, 1:57.21; 3. Tom Kenote, Gresham Community/Bowler, 1:58.48; 4. Jake Lincicum, Albany, 1:59.18; 5. Mitch Lacy, Hilbert, 1:59.68; 6. Jordan Heinberg, Darlington, 2:00.60; 7. Stephen Erickson, Trinity Academy, 2:01.12; 8. Bryan Krause, Webster, 2:01.25; 9. Nathanael Poppe, Racine Lutheran, 2:01.27; 10. Adam Bleskacek, McDonell Central, 2:01.31; 11. Logan Seipel, Colfax, 2:01.32; 12. Alex Schroeder, Fall Creek, 2:02.03; 13. Christopher Koch, Pacelli, 2:02.51; 14. Anthony Stelter, Melrose-Mindoro, 2:04.46; 15. Dusty Raatz, Gillett, 2:05.32; 16. Jake Bogdonovich, Loyal, 2:09.13.

**200 Meter Dash Finals** - 1. Shane Knudtson, Eleva-Strum, 22.72; 2. Kyle Nelson, McDonell Central, 22.87; 3. Chad Strehlow, Suring, 23.13; 4. Arnold Gorr, Luck, 23.23; 5. Brett Becker, Cuba City, 23.47; 6. Tyler Bosshart, Spring Valley, 23.52; 7. Logan Malueg, Marion, 23.53; 8. Adam Sweere, Hilbert, 23.70; 9. Brandon Shaw, Deerfield, 24.15. **Preliminaries** - 1. Brett Becker, Cuba City, 22.71; 2. Shane Knudtson, Eleva-Strum, 22.85; 3. Kyle Nelson, McDonell Central, 22.94; 4. Logan Malueg, Marion, 23.01; 5. Chad Strehlow, Suring, 23.19; 6. Arnold Gorr, Luck, 23.26; 7. Adam Sweere, Hilbert, 23.30; 8. Tyler Bosshart, Spring Valley, 23.33; 9. Brandon Shaw, Deerfield, 23.34; 10. Tyson Young, Melrose-Mindoro, 23.36; 11. Daniel Williams, Manawa, 23.52; 12. Patrick Williams, Wild Rose, 23.54; 13. Clayton Buske, Gibraltar, 23.61; 14. Luke Kolbeck, Trinity Academy, 23.90; 15. Tyler Whalen, Black Hawk, 23.93; 16. Cole Myren, Whitehall, 24.16.

**3200 Meter Run Finals** - 1. Josh Mulloy, Cedar Grove-Belgium, 9:50.92; 2. Derek Johnsrud, Fall River, 10:03.55; 3. Jake Hansen, Kenosha St. Joseph, 10:05.79; 4. Brian Farley, Regis, 10:07.91; 5. Steve Wenzel, Stratford, 10:08.58; 6. Jack Taylor, Webster, 10:10.69; 7. Nate Scharenbrock, Flambeau, 10:13.85; 8. Nick Krinkie, Webster, 10:21.15; 9. James Heroux, Sevastopol, 10:26.73; 10. Curtis Allbaugh, North Crawford, 10:32.65; 11. Tim Pastika, The Prairie School, 10:33.22; 12. David Jadack, Pacelli, 10:34.78; 13. Alex Brickheimer, Marathon, 10:37.61; 14. Jacob Short, Albany, 10:59.59; 15. Lance Baldwin, Brookwood, 11:03.78; 16. Sean Warner, Independence/Gilmanton, 11:24.39; -- Caleb Hudson, Gillett, DNF.

**1600 Meter Relay Finals** - 1. Melrose-Mindoro (Tyson Young, Dillon Berg, Ben Rodenberg, Anthony Stelter), 3:29.79; 2. Wild Rose, 3:30.35; 3. Catholic Central, 3:30.63; 4. Darlington, 3:30.74; 5. Webster, 3:30.83; 6. Columbus Catholic, 3:30.85; 7. Cedar Grove-Belgium, 3:30.91; 8. Newman Catholic, 3:31.23; 9. Cadott, 3:32.55. **Preliminaries** - 1. Melrose-Mindoro, 3:30.58; 2. Wild Rose, 3:31.26; 3. Columbus Catholic, 3:31.96; 4. Darlington, 3:32.36; 5. Cedar Grove-Belgium, 3:32.64; 6. Newman Catholic, 3:32.85; 7. Webster, 3:32.86; 8. Catholic Central, 3:33.21; 9. Cadott, 3:34.47; 10. Whitehall, 3:34.68; 10. Hilbert, 3:34.68; 12. Elmwood/Plum City, 3:35.81; 13. Gilman, 3:36.07; 14. Marathon, 3:36.11; 15. Kenosha St. Joseph, 3:37.69; 16. Fennimore, 3:38.26.

\* - State Record

# Track & Field Records

## Division 1 Records

Pole Vault	Dan Novak, D.C. Everest	2008 - 15'8"
High Jump	Jason Smith, Milwaukee Juneau	1992 - 7'0"
Long Jump	Larry Franklin, Madison Central	1965 - 25' 3/4"
Triple Jump	Victor Reynolds, Milwaukee Bradley Technical	2005 - 48'11"
Discus	Luke Sullivan, Verona	1993 - 193'3"
Shot Put	Steve Marcelle, Green Bay Preble	2005 - 67'6"
3200 Meter Relay	Monroe (Brandon Miles, Brett DeNure, Patrick Klein, Aron Kehoe)	2007 - 7:42.91
110 Meter High Hurdles	Jay Payton, Madison West	1981 - :14.09
100 Meter Dash	Michael Bennett, Milwaukee Technical (Prelims)	1998 - :10.33
1600 Meter Run	Gabe Jennings, Madison East	1997 - 4:04.97
800 Meter Relay	Milwaukee Vincent (Justin Rogers, Berevon Wyatt, Dominic Blockmon, Centrell Minter) (Prelims)	2008 - 1:27.29
400 Meter Dash	Bryan Jones, Nicolet	1990 - :47.12
400 Meter Relay	Milwaukee Vincent (LaShawn Bullock, Marques Johnson, Chris Govan, Greg Bracey)	2001 - :41.67
300 Meter Intermediate Hurdles	Chris Pearson, Beloit	1991 - :37.49
800 Meter Run	Joe Kapheim, Appleton East	1981 - 1:51.79
200 Meter Dash	Michael Bennett, Milwaukee Technical (Prelims)	1998 - :20.68
3200 Meter Run	Chris Rombough, New London	2005 - 8:57.73
1600 Meter Relay	Nicolet (Orlando Robinson, Erich Scherr, Keith Lovelace, Bryan Jones) (Prelims)	1990 - 3:16.09

## Division 2 Records

Pole Vault	Hans Schmidt, Park Falls	2000 - 15'1"
High Jump	Ivan Varbanov, Amery	1995 - 6'11"
	Paul Annear, Richland Center	2008 - 6'11"
Long Jump	Ken Peterson, Grafton	1966 - 23'1 3/4"
Triple Jump	Joe Prestigiaco, Monona Grove	1985 - 46'8 1/2"
Discus	Gavin Ball, Monona Grove	2003 - 192'1"
Shot Put	Jim Flanigan, Southern Door	1990 - 64'8 3/4"
3200 Meter Relay	Grafton (Chris Eernisse, Andy Ashenden, Tyler Bursten, Nate Maschke)	2005 - 7:50.94
110 Meter High Hurdles	Jared Abbrederis, Wautoma/Faith Christian Academy	2009 - :14.35
100 Meter Dash	Norm McGee, Milwaukee West	1984 - :10.57
	Demi Omole, Dominican	2003 - :10.57
1600 Meter Run	John Easker, Wittenberg-Birmamwood	1981 - 4:11.93
800 Meter Relay	Brown Deer (Justin Willis, Justin Stanley, Justin Austin, Tony Aker)	2005 - 1:29.34
400 Meter Dash	Pete Nowka, Mount Horeb	1985 - :48.28
400 Meter Relay	Brown Deer (Justin Stanley, Justin Austin, David Kuczynski, Justin Willis)	2006 - :42.66
300 Meter Intermediate Hurdles	Jared Abbrederis, Wautoma/Faith Christian Academy	2009 - :37.91
800 Meter Run	Mike Raemisch, Waunakee	1986 - 1:54.30
200 Meter Dash	Demi Omole, Dominican [Whitefish Bay]	2002 - :21.65
3200 Meter Run	John Easker, Wittenberg-Birmamwood	1981 - 9:08.08
1600 Meter Relay	Arcadia (Brad Rebarchek, Jordan Rumpel, Cole Lambert, Justin White) (Prelims)	2006 - 3:21.67

## Division 3 Records

Pole Vault	Jack Szmada, Newman Catholic	2008 - 15'2"
High Jump	John Pierpont, Mercer	1984 - 6'9"
Long Jump	Dag Birkeland, Iowa-Grant	1970 - 23'6 1/2"
Triple Jump	Darren Cole, Wayland Academy	2004 - 47'3 1/4"
Discus	Jeremiah Rolfs, Wild Rose	1999 - 175'3"
Shot Put	Kurt Malnar, Cambridge	1997 - 59'9 1/4"
3200 Meter Relay	Sheboygan Area Lutheran (Peter Buck, Zach Hasenstein, Sean Hasenstein, Peter Bolgert)	2007 - 7:57.64
110 Meter High Hurdles	Jeremy Weir, Princeton	1997 - :14.50
100 Meter Dash	Marcus Ver Duin, Howards Grove (Prelims)	2000 - :10.78
1600 Meter Run	Sean Currie, Cambridge	1983 - 4:19.04
800 Meter Relay	Amherst (Sam Werner, Brandon McCormick, Bradley Koback, Phillip Koback)	2003 - 1:29.52
400 Meter Dash	Ryan Jacobson, Gibraltar	2000 - :48.85
400 Meter Relay	Edgar (Nate Lehman, Chad Guenther, Russ Murkowski, Robin Lake, B.J. Kaiser, Ryan Kraft)	1996 - :43.54
300 Meter Intermediate Hurdles	Andrew Rock, Stratford (Prelims)	2000 - :38.10
800 Meter Run	Cory Peterson, Manawa	1994 - 1:54.63
200 Meter Dash	Marcus Ver Duin, Howards Grove	2002 - :21.89
3200 Meter Run	Al Severude, Chetek	1984 - 9:18.17
1600 Meter Relay	Iola-Scandinavia (Kasey Koch, Luke Gunderson, Peter Coenen, Nils Dillon)	2004 - 3:25.34

# Sectional Team Results

## Division 1

### ASHWAUBENON

Green Bay Preble 101.50, Stevens Point 99.50, Bay Port 87, Appleton North 69, Appleton East 67, Ashwaubenon 57, Appleton West 47, Green Bay East 47, Wisconsin Rapids Lincoln 35, De Pere 24, Hortonville 21, Shawano Community 13, Waupaca 13, Pulaski 10 and Green Bay Southwest 9.

### BEAVER DAM

Hartford Union 79, Neenah 70, Kimberly 70, Oshkosh West 66, Oshkosh North 65.50, West Bend East 65, Port Washington 63, Kaukauna 41, West Bend West 39, Beaver Dam 36, Fond du Lac 29, Sheboygan North 26, Slinger 18.50, Plymouth 17, Menasha 8 and Sheboygan South 6.

### BROOKFIELD EAST

Waukesha North 106, Marquette University H.S. 82, Brookfield East 72, Kettle Moraine 65, Hamilton 55, Waukesha West 52, Milwaukee Washington 52, Brookfield

Central 51, Waukesha South 34, West Allis Hale 29, Wauwatosa West 28, West Allis Central 23, Wauwatosa East 19, Milwaukee Bradley Technical 19 and New Berlin Eisenhower 8.

### BURLINGTON

Kenosha Bradford 73, Badger 72, Beloit Memorial 59, Waterford 56, Janesville Craig 51, Janesville Parker 46, Verona Area 45, Elkhorn Area 45, Kenosha Tremper 43, Milton 41, Sun Prairie 39, Fort Atkinson 33, Oregon 28, Burlington 22.50, Westosha Central 20, Stoughton 14.50, Wilmot Union 4 and Delavan-Darien 3.

### HOMESTEAD

Menomonee Falls 120, Arrowhead 108.50, Homestead 97, Germantown 75, Milwaukee Vincent 56, Milwaukee King 48, Nicolet 46, Cedarburg 37.50, Milwaukee Riverside University H.S. 30, Oconomowoc 29, Whitefish Bay 21, Watertown 13, Milwaukee Custer 9 and Grafton 7.

### MADISON MEMORIAL

Madison West 88, La Crosse Logan 81, La Crosse Central 78, Tomah 58, Reedsburg Area 57, Madison Memorial 51, Waunakee 46, Madison East 36, Middleton 34, Monona Grove 34, Madison La Follette 30, Sauk Prairie 24, DeForest 23, Onalaska 20, Portage 13, Sparta 10, Holmen 8 and Baraboo 4.

### WAUSAU EAST

D.C. Everest 118, Hudson 109, Marshfield 83, Wausau West 72, Eau Claire Memorial 59, New Richmond 44, Merrill 41, Lakeland 36, Wausau East 33, River Falls 29, Antigo 23, Superior 19, Menomonie 14, Eau Claire North 12, Chippewa Falls 4 and Rhinelander 3.

### WISCONSIN LUTHERAN

Mukwonago 104, Greendale 85, Racine Park 78, Oak Creek 67, Wisconsin Lutheran 54, Muskego 49, Whitnall 47, Milwaukee South 31, Franklin 28, Racine Horlick 27,



# Boys Track & Field

Milwaukee Bay View 26, South Milwaukee 24, Racine Case 22, Greenfield 19, Cudahy 17, Milwaukee Hamilton 9, Milwaukee Pulaski 7 and Pius XI 1.

## Division 2

### BOSCOBEL

Gale-Etrick-Trempealeau 69, Nekoosa 61, Monroe 59.50, West Salem 57, Platteville 57, Arcadia 54, Dodgeville/Mineral Point 32, Aquinas 30.50, Wisconsin Heights 27, Wisconsin Dells 25, Black River Falls 21, Lancaster 20, Turner 18, Adams-Friendship 18, Mount Horeb/Barneveld 18, Madison Edgewood 18, Belleville/New Glarus 17, Marshall 16, Brodhead/Juda 12, McFarland 12, Edgerton 11, River Valley 8, Parkview 8, Lodi 6, Columbus 5, Watertown Luther Prep School 5, Pardeeville 5, Richland Center 3.50, Prairie du Chien 3, Randolph/Cambria-Friesland 3 and Poynette 2.50.

### MEDFORD AREA

Spooner 61, Ladysmith 49, Altoona 43, Osceola 43, Tomahawk 39, Hayward 36, Northwestern 36, Rice Lake 36, Prescott 33, Medford Area 30, Stanley-Boyd 28, Northland Pines 28, Somerset 27, Mosinee 23.50, Cumberland 23, Baldwin-Woodville 23, Bloomer 21, Saint Croix Central 16, Ellsworth 16, Ashland 15, Unity 12, Mondovi 12, Chetek 11, Turtle Lake/Clayton 7, Elk Mound 7, Park Falls 7, Durand 6, Neillsville 5, Grantsburg 3.50, Barron 2, Amery 2 and Osseo-Fairchild 1.

### TWO RIVERS

Wautoma 67, Notre Dame 64, Chilton 51, Southern Door/Peninsula Christian 46, Luxemburg-Casco 45,

Freedom 37, Little Chute 36, Brillion 31, Kiel 30, Xavier 29, New Holstein 22, Wittenberg-Birmamwood 21, Winneconne 19, Bonduel 18, Howards Grove 18, Clintonville 16, Kewaunee 16, Peshtigo 15, Denmark 14, Roncalli 14, Mishicot 13, West De Pere 12, Seymour 11, Two Rivers 11, Sheboygan Falls 10, Berlin 8, Valders 8, Oconto Falls 7, Oconto 6, Omro 4, Marinette 2 and Weyauwega-Fremont 1.

### WHITEWATER

Whitewater 75, Catholic Memorial 65, Milwaukee Lutheran 64, Ripon 57, Brown Deer 51, New Berlin West 42.50, Lakeside Lutheran 36, Mayville 34, Pewaukee 27, Kettle Moraine Lutheran 26, Racine Saint Catherine's 20, Shorewood 19, Cambridge 19, East Troy 18, Thomas More 18, Lake Mills 17, Random Lake 15, Shoreland Lutheran 14, Lomira 13, Messmer 12, Big Foot 12, Kewaskum 10, Laconia 9, Union Grove 9, Clinton 8.50, Waupun 4, Palmyra-Eagle 4, Winnebago Lutheran Academy 2 and Campbellsport 1.

## Division 3

### BANGOR

Fennimore 79, Whitehall 77, Cuba City 71, Darlington 61, North Crawford 56, Melrose-Mindoro 52, River Ridge 42, Albany 34, Bangor 30, Alma 23, Brookwood 22, Black Hawk 19, Independence/Gilmanton 18, Southwestern 14, Necedah 12, Cashton 10, Wonewoc-Center 10, Cassville 10, New Lisbon 10, Lincoln 9, Cochrane-Fountain City 7, Blair-Taylor 6, Ithaca 6, Royall 6, Hillsboro 6, Benton 5, Luther 4, Belmont 1, Pecatonica/Argyle 1 and De Soto 1.

### COLFAX

Webster 77, Luck 73, McDonell Central 50, Frederic 47, Clear Lake 42.5, Cadott 34, Gilman 34, Cameron 26.5, Shell Lake 26, Spring Valley 25, Colfax 25, Thorp 24, Regis 24, Eleva-Strum 23, Flambeau 21, Elmwood/Plum City 20, Hurley 20, Fall Creek 19, Prentice 13, Drummond 13, Weyerhaeuser 11, South Shore 10, Cornell 10, Owen-Witheo 10, Rib Lake 8, Washburn 8, Bruce 6 and Siren 2.

### MARATHON

Wild Rose 75, Edgar 64, Marathon 56, Newman Catholic 53, Marion 46, Stratford 39, Lena/Saint Thomas Aquinas Academy 33, Loyal 32, Athens 30, Gillett 25, Rosholt 22, Florence 20, Manawa 19, Suring 17, Pacelli 17, Conserve/Phelps 16, Granton 16, Port Edwards 16, Gresham Community/Bowler 16, Coleman 15, Tigerton 14, Amherst 12, Tri-County 11, Columbus Catholic 9, Pittsville 9, Crivitz 6, Niagara 5, Iola-Scandinavia 5 and Spencer 4.

### PRINCETON

Deerfield 62, Cedar Grove-Belgium 58, Saint Mary's Springs 48.50, Sevastopol 35.50, Racine Lutheran 35, Kenosha St. Joseph 34.50, Elkhart Lake-Glenbeulah 32, Catholic Central 31, Hilbert 31, Brookfield Academy 29, Gibraltar 29, Algoma 26, Manitowoc Lutheran 26, Reedsville 26, Sheboygan Area Lutheran 26, The Prairie School 25, Trinity Academy 19, Dodge 16, Central Wisconsin Christian 14, Kohler 12, The Hope School 12, Fall River 11, Wayland Academy 11, Oshkosh Lourdes 11, Living Word Lutheran 10, Markesan 9, Lake Country Lutheran 9, Waterloo 7.50, Sheboygan County Christian 3, Saint Mary Central 2 and Rio 1.

# Regional Team Results

## Division 1

### BADGER

Badger 140, Kenosha Bradford 127, Waterford 106, Kenosha Tremper 92, Elkhorn Area 74, Westosha Central 65, Burlington 63, Delavan-Darien 21 and Wilmot Union 7.

### BAY PORT

Green Bay Preble 168.50, Bay Port 158, Ashwaubenon 106, Green Bay East 67.50, De Pere 62.50, Pulaski 46.50, Shawano Community 42 and Green Bay Southwest 38.

### GRAFTON

Homestead 174, Milwaukee King 140, Cedarburg 91, Nicolet 87, Milwaukee Riverside University H.S. 69, Whitefish Bay 43, Grafton 41 and Milwaukee North 7.

### HOLMEN

La Crosse Logan 145, La Crosse Central 139, Reedsburg Area 121, Tomah 102.50, Holmen 47.75, Baraboo 44, Portage 38.75, Onalaska 36 and Sparta 28.

### JANESVILLE CRAIG

Verona Area 113.50, Janesville Craig 106.50, Beloit Memorial 99, Janesville Parker 89, Sun Prairie 69, Milton 64, Oregon 57.50, Stoughton 51.50 and Fort Atkinson 51.

### LAKELAND

D.C. Everest 148, Wausau West 125, Marshfield 116.5, Merrill 76.5, Lakeland 75.5, Wausau East 63.5, Antigo 48.5 and Rhinelander 44.5.

### MARQUETTE UNIVERSITY H.S.

Marquette University H.S. 192, West Allis Hale 111, Milwaukee Washington 97.5, West Allis Central 79.5, Wauwatosa East 71, Milwaukee Bradley Technical 62, Wauwatosa West 60 and Milwaukee Marshall/Languages 13.

### MIDDLETON

Madison West 135, Waunakee 88.50, Middleton 82, Madison Memorial 75.50, Madison East 70.50, Monona Grove 69.50, Sauk Prairie 65, Madison La Follette 64 and DeForest 51.

### MUKWONAGO

Mukwonago 174.50, Racine Park 109, Wisconsin Lutheran 92.50, Muskego 91, Whitnall 68, Racine Horlick 56, Racine Case 41, Milwaukee Hamilton 34 and Pius XI 26.

### OCONOMOWOC

Menomonee Falls 172, Arrowhead 154, Germantown 126, Milwaukee Vincent 86, Oconomowoc 68, Watertown 44, Milwaukee Custer 27 and Milwaukee Madison Academic Campus 12.

### OSHKOSH NORTH

Kimberly 140, Neenah 129.50, Oshkosh West 124, Oshkosh North 114, Fond du Lac 86.50, Kaukauna 58, Menasha 32 and Manitowoc Lincoln 17.

### PLYMOUTH

Hartford Union 126.33, West Bend West 110, Port Washington 92.33, Beaver Dam 88, Plymouth 83, West Bend East 78, Slinger 50, Sheboygan North 49.33 and Sheboygan South 24.

### RIVER FALLS

Hudson 173, Eau Claire Memorial 114, New Richmond 101, River Falls 75, Superior 67, Menomonie 63, Eau Claire North 63 and Chippewa Falls 43.

### SOUTH MILWAUKEE

Greendale 148, Oak Creek 144, South Milwaukee 80, Franklin 76, Milwaukee Bay View 62, Cudahy 61, Milwaukee South 50, Milwaukee Pulaski 33 and Greenfield 31.

### WAUKESHA NORTH

Waukesha North 138, Brookfield East 115, Waukesha West 99, Kettle Moraine 91, Brookfield Central 86, Hamilton 79, Waukesha South 61 and New Berlin Eisenhower 26.

### WISCONSIN RAPIDS LINCOLN

Stevens Point 178, Appleton North 143, Appleton East 101, Appleton West 92, Wisconsin Rapids Lincoln 83, Hortonville 51, Waupaca 28 and New London 20.

## Division 2

### BELLEVILLE

Monroe 185.50, Belleville/New Glarus 90, Edgerton 88, McFarland 84, Turner 79.50, Madison Edgewood 66, Brodhead/Juda 48, Parkview 27.50 and Evansville 17.50.

### BLACK RIVER FALLS

Gale-Etrick-Trempealeau 121, West Salem 119.50, Nekoosa 109, Arcadia 108.50, Aquinas 77, Black River Falls 73, Westby 41.50, Viroqua 38.50 and Mauston 14.

### BLOOMER

Stanley-Boyd 111, Chetek 97, Altoona 90.50, Elk Mound 88, Bloomer 86.50, Ladysmith 86, Mondovi 67, Durand 53 and Osseo-Fairchild 18.

### CAMBRIDGE

No team results reported.

### CATHOLIC MEMORIAL

New Berlin West 151, Catholic Memorial 114, Pewaukee 100, Shoreland Lutheran 87, Saint Thomas More 83, Union Grove 61.50, Racine Saint Catherine's 48, Martin Luther 40.50 and Saint Francis 4.

### COLBY

Tomahawk 172, Mosinee 140, Medford Area 138, Northland Pines 99, Neillsville 70, Phillips 38, Auburndale 30 and Colby 12.

### HAYWARD

Spooner 140, Hayward 128.50, Rice Lake 120.50, Ashland 90.50, Northwestern 78, Cumberland 50, Park Falls 48, Grantsburg 30 and Barron 15.50.

### KETTLE MORAIN LUTHERAN

Milwaukee Lutheran 167, Kettle Moraine Lutheran 149, Shorewood 98, Brown Deer 92, Random Lake 65, Messmer 40, University School of Milwaukee 36, Oostburg 28 and Dominican 4.

### LANCASTER

Platteville 176.50, Dodgeville/Mineral Point 93, Wisconsin Heights 85, Mount Horeb/Barneveld 80.50, River Valley 63, Boscobel 60.50, Lancaster 59, Prairie du Chien 43.50 and Richland Central 37.

### LUXEMBURG-CASCO

Notre Dame 163, Luxemburg-Casco 124, Denmark 114.50, Southern Door/Peninsula Christian 99, West De Pere 83, Kewaunee 42, Mishicot 35.50, Sturgeon Bay 23 and Wrightstown 18.

### MARINETTE

Seymour 121, Oconto Falls 96, Clintonville 95, Peshtigo 93, Oconto 86, Wittenberg-Birmamwood 75, Bonduel 75, Marinette 29 and Menominee Indian 15.

### PARDEEVILLE

Columbus 122.33, Wisconsin Dells 115, Lodi 97.33, Poynette 81, Pardeeville 54, Randolph/Cambria-Friesland 52, Marshall 49.33, Adams-Friendship 48, Watertown Luther Prep School 45 and Pioneer Westfield/Montello 35.

### RIPON

Ripon 174, Mayville 100, Kewaskum 86, Lomira 77, Waupun 77, Winnebago Lutheran Academy 57, Laconia 54, Campbellsport 41, North Fond du Lac 26 and Horicon 8.

### SOMERSET

Osceola 146.50, Prescott 78.50, Somerset 74, Baldwin-Woodville 73, Saint Croix Central 73, Unity 72.50, Ellsworth 71, Turtle Lake/Clayton 52.50, Amery 43 and Saint Croix Falls 17.

### VALDERS

Kiel 114, Chilton 111, Brillion 100, Two Rivers 89, Roncalli 68, New Holstein 67, Howards Grove 66, Sheboygan Falls 55 and Valders 30.

### XAVIER

Wautoma 153, Freedom 128, Little Chute 111, Xavier 85, Winneconne 61, Berlin 57, Omro 49, Fox Valley Lutheran 38 and Weyauwega-Fremont 18.

## Division 3

### ALGOMA

Gibraltar 128, Sevastopol 120, Reedsville 119, Hilbert 113, Manitowoc Lutheran 92, Algoma 82 and Saint Mary Central 34.

### BANGOR

Bangor 111, Cashton 105, Brookwood 81, Necedah 73, Wonewoc-Center 71, Hillsboro 65, De Soto 63, New Lisbon 44, Kickapoo/La Farge 36 and Royall 30.

**CEDAR GROVE-BELGIUM**

Cedar Grove-Belgium 138, Sheboygan Area Lutheran 100, Brookfield Academy 99, Kohler 88, Elkhart Lake-Glenbeulah 76, Ozaukee 45, The Hope School 43, Sheboygan County Christian 26 and Living Word Lutheran 23.

**COLFAX**

Regis 141, McDonell Central 132, Elmwood/Plum City 85, Colfax 72, Spring Valley 67, Eleva-Strum 62, Augusta 54, Fall Creek 47 and Boyceville 40.

**CUBA CITY**

Darlington 173, Cuba City 119.50, Albany 106.50, Black Hawk 85, Southwestern 63.50, Benton 52, Pecatonica/Argyle 50, Monticello 26 and Shullsburg 14.50.

**DEERFIELD**

Deerfield 129, The Prairie School 97, Kenosha St. Joseph 90, Racine Lutheran 87, Catholic Central 56, Lake Country Lutheran 53, Waterloo 49, Trinity Academy 42, Wisconsin School for the Deaf 33 and Abundant Life Christian 32.

**FENNIMORE**

Fennimore 160, North Crawford 144.50, River Ridge

120.50, Cassville 72, Ithaca 66, Belmont 55.50, Seneca 27, Wauzeka-Steuken 27 and Riverdale 18.50.

**FLAMBEAU**

Flambeau 144, Hurley 103, Drummond 98.50, Bruce 74, Mercer 66, Washburn 48, South Shore 46, Winter/Lac Courte Oreilles 41.50 and Weyerhaeuser 40.

**FREDERIC**

Webster 170, Luck 115, Frederic 105, Clear Lake 87, Cameron 79, Shell Lake 59, Glenwood City 40 and Siren 35.

**GILMAN**

Gilman 159, Rib Lake 126, Cadott 102, Thorp 95, Prentice 67, Cornell 57, Owen-Withee 39, Lake Holcombe 23 and New Auburn 16.

**PRINCETON**

Saint Mary's Springs 147.50, Wayland Academy 110.50, Central Wisconsin Christian 101.50, Oshkosh Lourdes 98, Dodge/land 82, Fall River 55, Rio 37.50, Markesan 29, Green Lake 18 and Princeton 17.

**ROSHOLT**

Newman Catholic 195, Rosholt 121, Manawa 113,

Marion 98, Tigerton 36, Wisconsin Valley Lutheran 32, Shiocton 29, Northland Lutheran 29 and Wolf River Lutheran 3.

**STRATFORD**

Marathon 168, Edgar 125, Stratford 100, Athens 96, Loyal 92, Spencer 37, Granton 25, Columbus Catholic 24 and Abbotsford 16.

**SURING**

Suring 124, Lena/Saint Thomas Aquinas Academy 122, Gillett 106, Florence 87, Coleman 63.50, Crivitz 50, Niagara 49.50, Gresham Community/Bowler 46, Conserve/Phelps 42 and Three Lakes 1.

**TRI-COUNTY**

Wild Rose 189, Iola-Scandinavia 108, Tri-County 100, Amherst 72, Port Edwards 61, Pacelli 61, Pittsville 57, Almond-Bancroft 17 and Assumption 8.

**WHITEHALL**

Whitehall 164, Melrose-Mindoro 132, Independence/Gilmanton 90, Lincoln 69.50, Alma 65, Luther 58, Blair-Taylor 57.50, Cochrane-Fountain City 45 and Pepin 15.

**State Boys Track & Field Champions**

Year	School - Coach - Points	Site	Year	School - Coach - Points	Site
1895	Milwaukee East (name not available) - 32	UW-Madison	1912	Milwaukee West (Carl H. Juergens) - 28 1/3	UW-Madison
1896	Milwaukee East (name not available) - 28	UW-Madison	1913	Ashland (William Chase) - 24	UW-Madison
1897	Ishpeming, MI (name not available) - 20	UW-Madison	1914	Milwaukee West (Conrad M. Jennings) - 25 1/3	UW-Madison
1898	Milwaukee West (Oliver B. Zimmerman) - 28	UW-Madison	1915	Milwaukee East (Charles Kahle) - 35	UW-Madison
1899	Milwaukee East (name not available) - 38	UW-Madison	1916	Milwaukee West (Conrad M. Jennings) - 23 1/2	UW-Madison
1900	Milwaukee West (Oliver B. Zimmerman) - 36	UW-Madison	1917	Milwaukee East (Charles Kahle) - 22 1/2	UW-Madison
1901	Madison High (Mr. Stengel) and Milwaukee Academy (name not available) - 23	UW-Madison	1918	Milwaukee North (L.C. McKinney) - 27	UW-Madison
1902	Marinette (name not available) - 23	UW-Madison	1919	Milwaukee West (Conrad M. Jennings) - 26 1/2	UW-Madison
1903	Milwaukee East (Richard Fischer) - 42	UW-Madison	1920	A - Milwaukee East (Charles Kahle) - 31	UW-Madison
1904	Menomonie (name not available) - 19	UW-Madison		B - Merrill (Raymond Sorenson) - 49	UW-Madison
1905	Milwaukee East (Coach Brookfield) - 30	UW-Madison	1921	A - Milwaukee East (Charles Kahle) - 32	UW-Madison
1906	Milwaukee South (Louis Sears) - 36	UW-Madison		B - Stoughton (Hans Larsen) - 26	UW-Madison
1907	Menomonie (Mr. McArthur) - 28	UW-Madison	1922	A - Milwaukee East (Charles Kahle) - 39	UW-Madison
1908	Milwaukee South (Louis Sears) - 23 1/3	UW-Madison		B - Monticello (Earl W. Foster) - 20	UW-Madison
1909	Madison High (Tom Jones) - 23 1/5	UW-Madison	1923	A - Milwaukee East (Charles Kahle) - 40 1/2	UW-Madison
1910	Madison High (Tom Jones) - 41	UW-Madison		B - Wisconsin High (Madison)(Otto Enries) - 19 1/2	UW-Madison
1911	Madison High (Bradford Robbins) - 22	UW-Madison	1924	A - Milwaukee Washington (Arthur Meyer) - 27	UW-Madison
				B - Monticello (Earl Foster) - 35 1/5	UW-Madison
Year	Schools	Class	Champion - Coach - Points	Runner-up - Coach - Points	Site
1925	.....64	A	Milwaukee East (Charles Kahle) - 37	Milwaukee Washington (Arthur Meyer) - 28 1/2	UW-Madison
		B	Wisconsin High(Madison) (Donald Dean) - 25	Westby (W.E. Jersey) - 16	
1926	.....67	A	Milwaukee Washington (Arthur Meyer) - 35 3/5	Milwaukee West (Ray Mc Crory) - 30 17/20	UW-Madison
		B	Spooner (R.W. O'Neill) - 27	Oconto Falls (H.M. Anderson) - 15 5/6	
1927	.....78	A	Kenosha (W.J. Mc Caw) - 36 1/2	Milwaukee Washington (Arthur Meyer) - 36	UW-Madison
		B	Fort Atkinson (G. Abendroth) - 22	Spooner (R.W. O'Neill) - 17 1/2	
		C	Wauzeka (C.R. Kempthorne) - 17 7/10	Whitewater Normal High (Earl Thompson) - 17	
1928	.....65	A	Milwaukee Bay View (William Matthei) - 31 1/4	Kenosha (W.J. McCaw) - 29 3/4	UW-Madison
		B	Fort Atkinson (C.G. Abendroth) - 24	Ripon (Leonard Hettinger) - 19	
		C	La Farge (Fred Mercer) - 28 1/2	Wauzeka (Charles Horton) - 25	
1929	.....70	A	Milwaukee Washington (Art Meyer) - 32 1/2	Milwaukee East (Charles Kahle) - 24 1/2	UW-Madison
		B	Platteville (W.P. Hill) - 29 1/2	Fort Atkinson (C.G. Abendroth) - 29	
		C	Prairie du Sac (W.K. Wrench) - 35 1/2	Blair (T.L. Roswell) - 21	
1930	.....107	A	Milwaukee South (A.A. Schardt) - 24 1/2	Milwaukee East (Charles Kahle) - 19 1/2	UW-Madison
		B	Port Washington (S.R. DeMerit) - 19	Platteville (W.P. Hill) - 15	
		C	Prairie du Sac (H.S. Carr) - 23	Galesville (J. Wrend) - 21	
1931	.....106	A	Milwaukee East (Charles Kahle) - 29 1/2	Milwaukee West (W.H. Smith) - 19 1/2	UW-Madison
		B	Berlin (F.V. Hein) - 23	Platteville (W.P. Hill) - 16	
		C	Prairie du Sac (H.S. Carr) - 30 1/3	Wauzeka (Clayton Larson) - 20 1/4	
1932	.....120	A	Milwaukee West (W.H. Smith) - 35	Milwaukee East (Charles Kahle) - 19 1/3	UW-Madison
		B	Port Washington (S.R. DeMerit) - 16 3/8	Berlin (F.V. Hein) - 15	
		C	Viola (H.M. Eckley) - 16	LaFarge (Fred Mercer) and Seymour (E.T. Hawkins) - 15	
1933	.....		NO STATE MEET		
1934	.....104	A	Green Bay West (Ivan W. Cahoon) - 34	Milwaukee South (A.A. Schardt) - 29 1/2	UW-Madison
		B	West Bend (R.G. Runkel) - 27	New London (D.N. Stacy) - 22	
		C	Altoona (J.S. Jensen) - 37	Prairie du Sac (H.S. Carr) - 30	
1935	.....97	A	Milwaukee East (Charles Kahle) - 36 2/3	Milwaukee Washington (Archie Hecht) - 23	King Stadium,
		B	South Milwaukee (Clark Van Galder) - 28	Whitefish Bay (Chester Wangerin) - 24	Milwaukee
		C	Viola (R. Haug) - 38	Juneau (G.G. Hoffmann) - 28	
1936	.....111	A	Milwaukee East (Charles Kahle) - 41 1/7	Milwaukee South (A.A. Schardt) - 22 1/7	King Stadium,
		B	Shawano (M.P. Gharrity) - 26	Whitefish Bay (Chester Wangerin) - 23	Milwaukee
		C	Viola (Gordon Heuer) - 39 1/2	Horicon (A. Dillingofski) - 29	
1937	.....114	A	Appleton (J.R. Shields) - 26 1/2	Milwaukee South (A.A. Schardt) - 26	Camp Randall,
		B	Whitefish Bay (C.A. Wangerin) - 39	South Milwaukee (Clark Van Galder) - 25	UW-Madison
		C	Horicon (A. Dillingofski) - 39 3/4	Altoona (J.S. Jensen) - 14 1/2	

# Boys Track & Field

Year	Schools	Class	Champion – Coach– Points	Runner-up – Coach – Points	Site
1938.....114.....	A.....	Milwaukee East (Charles Kahle) – 46 3/4	Waukesha (Allen Arthur) – 32	Camp Randall,	
	B.....	Whitefish Bay (C.A. Wangerin) – 22	Shawano (Clifford Dilts) – 18	UW-Madison	
	C.....	Horicon (A. Dillingofski) – 29 3/4	Wisconsin Dells (Carl Deblitz) – 22		
1939.....120.....	A.....	Milwaukee Washington (A.H. Hecht) – 29 1/4	Milwaukee West (William Smith) – 20	Camp Randall,	
	B.....	Whitefish Bay (C.A. Wangerin) – 36	South Milwaukee (Jerome Mohrhussen) – 24 1/2	UW-Madison	
	C.....	Horicon (A. Dillingofski) – 28 1/5	Seymour (P.B. Lofthus) – 22 6/7		
1940.....130.....	A.....	Milwaukee Washington (A.H. Hecht) – 28	Green Bay West (L.A. Thune) – 26 1/2	Camp Randall,	
	B.....	Whitefish Bay (C.A. Wangerin) – 42 3/4	Cudahy (A.J. Tarman) and Platteville (W.P. Hill) – 26	UW-Madison	
	C.....	Soldiers Grove (L.C. Schmitz) and Weyauwega (Ronald Murray) – 19			
1941.....130.....	A.....	Milwaukee Washington (Archie Hecht) – 39 1/2	Green Bay West (L.A. Thune) – 27 1/2	Camp Randall,	
	B.....	Whitefish Bay (Chet Wangerin) – 55 5/6	Cudahy (Nick Millinovich) – 23	UW-Madison	
	C.....	Soldiers Grove (Ray Garriott) – 21	Prairie du Sac (J.L. Cole) – 19 1/2		
1942.....106.....	A.....	Madison West (V.H. Laning) – 46	Green Bay West (L.A. Thune) – 26	Camp Randall,	
	B.....	Whitefish Bay (C.A. Wangerin) – 59 2/7	Cudahy (Nick Millinovich) – 14	UW-Madison	
	C.....	North Fond du Lac (A.H. Humphrey) – 33 2/11	Juneau (Howard Vieth) – 25 1/11		
1943.....88.....	NO TRUE STATE MEET – WINNERS ON BASIS OF SECTIONAL PERFORMANCES				
	A.....	Wauwatosa (Tom Duffy) – 26 1/2	Madison East (Scott Hake) – 24 1/2		
	B.....	Whitefish Bay (Chet Wangerin) – 48	Two Rivers (Orlen C. Dean) – 25 1/2		
1944.....98.....	NO TRUE STATE MEET – WINNERS ON BASIS OF SECTIONAL PERFORMANCES				
	A.....	Madison West (Willis Jones) – 42 1/2	Wauwatosa (Stuart Olson) – 28 1/2		
	B.....	Whitefish Bay (Chet Wangerin) – 54 1/2	Port Washington (Sam DeMerit) – 43 1/2		
1945.....113.....	A.....	Milwaukee Washington (Stewart Goodearle) – 46	Madison West (Willis Jones) – 29	Camp Randall,	
	B.....	Port Washington (Sam DeMerit) and Whitefish Bay (Chet Wangerin) – 27		UW-Madison	
	C.....	North Fond du Lac (A.H. Humphrey) – 40	Coleman (J.P. Bissonnette) – 26		
1946.....117.....	A.....	Milwaukee Washington (Stewart Goodearle) – 34	Madison West (George Duke) – 26	Camp Randall,	
	B.....	Whitefish Bay (C.A. Wangerin) – 32 5/14	Milwaukee Juneau (Art Meyer) – 29 6/7	UW-Madison	
	C.....	Kohler (Glenn Funk) – 43	North Fond du Lac (A.H. Humphrey) – 25 3/8		
1947.....116.....	A.....	Kenosha (L.E. Engle) – 35 1/2	Madison West (Willis Jones) – 31	Camp Randall,	
	B.....	Whitefish Bay (C.A. Wangerin) – 31	Kaukauna (Fred Barribeau) – 19	UW-Madison	
	C.....	Kohler (Glen Funk) – 56 1/2	Bonduel (Rush Niles) – 28		
1948.....119.....	A.....	Madison West (Willis Jones) – 31	Madison East (Milt Diehl) – 18 3/5	Camp Randall,	
	B.....	Whitefish Bay (C.A. Wangerin) – 43	Richland Center (David Stori) – 22 1/2	UW-Madison	
	C.....	Kohler (Glen Funk) – 42 3/4	Wautoma (M.J. Battermann) – 21		
1949.....118.....	A.....	Beloit (Carl Nelson) – 31	Madison West (Willis Jones) and Wauwatosa (T. Duffy) – 22	Camp Randall,	
	B.....	Whitefish Bay (C.A. Wangerin) – 29 1/2	Plymouth (W.W. Finke) – 22	UW-Madison	
	C.....	Wautoma (M.J. Batterman) – 32	Kohler (Glen Funk) – 31		
1950.....135.....	A.....	Milwaukee Lincoln (R.E. Foot) – 25	Beloit (Carl Nelson) – 21	Camp Randall,	
	B.....	Whitefish Bay (C.A. Wangerin) – 34	Oconomowoc (H.M. Anderson) – 25	UW-Madison	
	C.....	Kohler (Glen Funk) – 24	Bonduel (Rush Niles) – 18		
1951.....133.....	A.....	Madison West (Willis Jones) and Milwaukee Washington (Chester Trost) – 27		Camp Randall,	
	B.....	Whitefish Bay (C.A. Wangerin) – 29	Port Washington (Sam DeMerit) – 14	UW-Madison	
	C.....	Kohler (Glen Funk) – 38	Bonduel (Rush Niles) – 21		
1952.....137.....	A.....	Madison West (Willis Jones) – 28	Beloit (Ken Currier) – 27 1/2	Camp Randall,	
	B.....	Whitefish Bay (C.A. Wangerin) – 29	Port Wash. (Sam DeMerit) and Shawano (John Kennedy) – 18	UW-Madison	
	C.....	Westfield (Verle Clark) – 32	Kohler (Glen Funk) – 29 3/5		
1953.....151.....	A.....	Madison West (Willis Jones) – 28	Appleton (Marvin Babler) – 24	Camp Randall,	
	B.....	Port Washington (Sam DeMerit) – 22 1/2	Whitefish Bay (C.A. Wangerin) – 17	UW-Madison	
	C.....	Kohler (Glen Funk) – 29	Bonduel (Rush Niles) – 20		
1954.....181.....	A.....	Green Bay West (John Biolo) – 36	Appleton (Don Exner) – 21	Camp Randall,	
	B.....	Port Washington (Sam DeMerit) – 24	Ripon (James Seidl) – 14	UW-Madison	
	C.....	Horicon (Marty Meyer) – 32	Dodgeville (Robert Dull) – 16		
1955.....209.....	A.....	Milwaukee King (Stanley Hanks) and Stevens Point (Duane Donovan) – 21		Camp Randall,	
	B.....	West Milwaukee (Sidney Tilley) – 21	West Allis Hale (Charles Murdaugh) – 20	UW-Madison	
	C.....	New Holstein (Don Rhode) and Westfield (Verle Clark) – 22			
1956.....229.....	A.....	Madison West (Willis Jones) – 22	Green Bay West (John Biolo) and Janesville (Sam Leete) – 17	Camp Randall,	
	B.....	Greendale (Kerwin Bartow) – 19	Platteville (W.P. Hill) and Menasha (Bernard LeRoy) – 17	UW-Madison	
	C.....	New Holstein (Don Rhode) – 29	Wilmot (Frank Bucci) – 20		
1957.....235.....	A.....	Kenosha (Charles Jaswich) – 27	Appleton (Ray Kinziger) – 20	Camp Randall,	
	B.....	Platteville (W.P. Hill) – 21	Elkhorn (Marvin Fruth) – 21	UW-Madison	
	C.....	Peshtigo (Ralph Lesnick) – 29	Kohler (Glen Funk) – 21 1/2		
1958.....267.....	A.....	Milwaukee North (Elmer Thompson) – 46	Green Bay West (John Biolo) – 21	North Stadium, Milw.	
	B.....	Elkhorn (Marvin Fruth) – 28	Port Washington (Sam DeMerit) – 24	Ripon H.S.	
	C.....	Kohler (Glen Funk) – 29	Racine County Agriculture (Donald Hoff) – 28	Hartford H.S.	
1959.....314.....	A.....	Waukesha (Cameron Campbell) – 19	Whitefish Bay (Bill Cross) – 16	North Stadium, Milw.	
	B.....	Sturgeon Bay (Horace Freiman) – 21	Plymouth (W.W. Finke) – 19	Hartford H.S.	
	C.....	Horicon (Rollo Taylor) – 25	Grantsburg (Robert Olson) – 18	Ripon H.S.	
1960.....293.....	A.....	Milwaukee North (Elmer Thompson) – 26	Milwaukee Washington (Jerome Ahl) – 21	North Stadium, Milw.	
	B.....	Kimberly (Gil Frank) – 26	Berlin (George Doll) – 20	Ripon H.S.	
	C.....	Lena (Donald Hoefl) – 20	Peshtigo (Ralph Lesnick) – 17	Hartford H.S.	
1961.....285.....	A.....	Milwaukee North (Elmer Thompson) – 28	Whitefish Bay (Bill Cross) – 26	North Stadium, Milw.	
	B.....	Berlin (George Doll) – 17	Shorewood (Leonard Levenson) – 14	Ripon H.S.	
	C.....	Mineral Point (Stan Barr) – 28	Peshtigo (Ralph Lesnick) – 26	Hartford H.S.	

Year	Schools	Class	Champion – Coach – Points	Runner-up – Coach – Points	Site
1962.....303.....		A.....	Whitefish Bay (Bill Cross) – 33.....	Manitowoc (Claude Zoch) – 22.....	South Stadium, Milw.
		B.....	Mukwonago (John Dahle) – 24.....	Milwaukee Juneau (Daniel Buschatz) – 20 1/2.....	Hartford H.S.
		C.....	Mineral Point (Phil Cole) – 20.....	Cornell (Eino Martino) – 17 1/2.....	Monona Grove H.S.
1963.....324.....		A.....	La Crosse Central (Richard Mitchell) – 24.....	Waukesha (Ed Dwyer) – 20.....	Monona Grove H.S.
		B.....	Thiensville – Mequon (Robert Thelen) – 24.....	Sheboygan Falls (Al Goetz) – 11.....	
		C.....	Port Edwards (William Koch) – 15.....	Verona (Robert Kleinfeldt) – 13 1/2.....	
1964.....348.....		A.....	Madison West (Willis Jones) – 15.....	Waukesha (Ed Dwyer) and Wauwatosa West (Dan Benson) – 14.....	Monona Grove H.S.
		B.....	Homestead (Bob Thelen) – 33.....	Whitnall (Bob Huberty) – 15.....	Monona Grove H.S.
		C.....	Westfield (Verle Clark) – 14 1/2.....	Oostburg (Jerry Kohlbeck) – 14.....	Ripon H.S.
1965.....351.....		A.....	Kenosha Bradford (Jim Giordana) – 14 1/2.....	Madison Central (Harold Rooney) and Madison East (Claude Hungerford) – 14.....	Monona Grove H.S.
		B.....	Hartland (Dick Myrhum) – 15 1/2.....	Milwaukee Juneau (Charles Hackney) – 14.....	Ripon H.S.
		C.....	Kohler (Glen Funk) – 30.....	Somerset (James Meier) – 11.....	Ripon H.S.
1966.....356.....		A.....	Milwaukee Bay View (Bill Matthei) – 14 1/2.....	Madison West (Willis Jones) – 13 1/2.....	Monona Grove H.S.
		B.....	Monroe (William Baird) – 24.....	Shorewood (Leonard Levenson) – 18.....	Delavan-Darien H.S.
		C.....	Peshigo (Mike Strebel) – 16.....	McFarland (Clair Munns) – 15.....	Delavan-Darien H.S.
1967.....358.....		A.....	Manitowoc (Claude Zoch) – 25 1/2.....	Neenah (Ben Neixl) – 17 1/2.....	Monona Grove H.S.
		B.....	Plymouth (W.W. Finke) – 15 1/2.....	Monona Grove (John Klement) – 13.....	
		C.....	Kohler (Glen Funk) and Unity (Allen Andersen) – 23.....		
1968.....369.....		A.....	Racine Horlick (Phil Esten) – 25.....	Racine Park (Art Harvey) – 18.....	Monona Grove H.S.
		B.....	Ripon (Tom Callen) – 16.....	Sturgeon Bay (Gust Papacosta) and Wis. Dells (Jim DeMerit) – 14.....	
		C.....	Kohler (Glen Funk) – 40 1/2.....	Unity (Allen Andersen) – 19 1/5.....	
1969.....363.....		A.....	Madison La Follette (Otto Breitenbach) – 20.....	Wausau (Bill Smiley) – 18.....	Monona Grove H.S.
		B.....	Sauk Prairie (Earl Herbert) and Franklin (Phil Bollhagen) – 14.....		
		C.....	Unity (Allen Andersen) – 22.....	Kohler (Glenn Funk) and Colfax (Richard Damro) – 18.....	
1970.....369.....		A.....	Madison Memorial (John Currie); Racine Case (Orby Moss) and Whitefish Bay (Earl Zamzow) – 14.....		Monona Grove H.S.
		B.....	Whitewater (Philip Nelson) – 17.....	Ashwaubenon (Al Vandenberg) and Wis. Dells (Jim DeMerit) – 13.....	
		C.....	Kohler (Glen Funk) – 18.....	Iowa-Grant (Gary Crull) – 16.....	
1971.....383.....		A.....	Baraboo (Elgin Bulin) and Neenah (Glen Severson) – 14.....		Monona Grove H.S.
		B.....	Whitewater (Phil Nelson) – 25.....	Germantown (Bill Pohland) – 16.....	
		C.....	Kohler (Glenn Funk) and Peshigo (Mike Strebel) – 23.....		
1972.....379.....		A.....	Wauwatosa East (John Richmond) – 15.....	Whitefish Bay (Earl Zamzow) – 13.....	Mansfield Stadium, Madison
		B.....	Germantown (Bill Pohland) – 18.....	Wilmet (Pat Shelton) – 16.....	
		C.....	Kohler (Glenn Funk) – 22.....	Peshigo (Mike Strebel) – 20.....	
1973.....385.....		A.....	Madison Memorial (John Currie) – 21.....	Whitefish Bay (Earl Zamzow) – 18.....	Mansfield Stadium,
		B.....	Hudson (John Ewing) and Whitewater (Philip Nelson) – 18.....		Madison
		C.....	Kohler (Ted Frostman) – 21.....	West Salem (Wilbur Johnson) – 18.....	
1974.....390.....		A.....	Racine Park (Darrell Murray) – 14 1/2.....	Brown Deer (Russ Harmeyer) – 14.....	Mansfield Stadium,
		B.....	Ashwaubenon (Al Vanderberg) – 16.....	Sheboygan Falls (Alfred Goetz) – 14.....	Madison
		C.....	Kohler (Ted Frostman) – 20.....	McFarland (George Medchill) – 18.....	
1975.....401.....		A.....	Milwaukee South (John Bowen) – 38.....	Whitefish Bay (Earl Zamzow) – 24.....	Mansfield Stadium,
		B.....	Sheboygan Falls (Al Goetz) – 42.....	Wisconsin Dells (Jim DeMerit) – 32.....	Madison
		C.....	Ozaukee (Sam Zier) – 29.....	Gresham (Marshall Venz) – 22.....	
1976.....391.....		A.....	Manitowoc (Earl Herbert) – 28.....	Menomonee Falls North (Robert Rymer) – 26.....	Mansfield Stadium,
		B.....	St. Francis (James Fazen) – 38.....	Whitewater (Jack Daniel) – 35.....	Madison
		C.....	North Crawford (Bruce Kieser) – 46.....	Greenwood (David Schroeder) and Pardeeville (Michael Mulrooney) – 22.....	
1977.....395.....		A.....	Beloit Memorial (Richard McCauley) and Milwaukee Custer (Marsh Potter) – 26.....		Mansfield Stadium,
		B.....	Wisconsin Dells (Jack Engsborg) – 36.....	Verona (Randal Marks) and Whitewater (Jack Daniel) – 29.....	Madison
		C.....	McFarland (Clair Munns) – 33.....	Wrightstown (James Last) – 30.....	
1978.....391.....		A.....	Hamilton (Sussex) (Tom Konkol) – 32.....	Milwaukee King (Marshall Gallant) – 28.....	Mansfield Stadium,
		B.....	Whitewater (Philip Nelson) – 64.....	Verona (Randal Marks) – 36.....	Madison
		C.....	Wild Rose (Pat Morrow) – 38.....	Cambridge (Richard Rapp); Marathon (Richard Helling) and Wrightstown (James Last) – 28.....	
1979.....392.....		A.....	Milwaukee Custer (Marsh Potter) – 72.....	Milwaukee South (John Bowen) – 28.....	Mansfield Stadium,
		B.....	Parkview (Arlan Hilgendorf) – 33 3/4.....	Park Falls (Craig Swenson) and Waunakee (Tom Slater) – 30.....	Madison
		C.....	Kohler (Steve Demarest) and Wild Rose (Pat Morrow) – 40.....		
1980.....379.....		A.....	Manitowoc (Earl Herbert) – 33.....	Beloit (Gene Weeden) – 27.....	Mansfield Stadium,
		B.....	Parkview (Arlan Hilgendorf) – 41.....	Oconto (Glen Blum) – 30.....	Madison
		C.....	Deerfield (Dale Downie) – 59.....	Altoona (Ken Strand) – 25.....	
1981.....388.....		A.....	Milwaukee Custer (Joe Trewyn) – 32.....	Racine Case (Bill Greiten) – 28 1/3.....	Mansfield Stadium,
		B.....	Seymour (Giz Herbst) – 40.....	New Richmond (Stan Barr) – 30.....	Madison
		C.....	Deerfield (Dale Downie) – 38.....	Spencer (Bruce Bukowski) – 30.....	
1982.....388.....		A.....	Monona Grove (John Klement) – 38.....	Racine Case (Bill Greiten) – 29.....	Mansfield Stadium,
		B.....	New Richmond (Stan Barr) – 36.....	Milwaukee King (Marshall Gallant) – 34.....	Madison
		C.....	Glenwood City (Fred Booth) – 29.....	Altoona (Ken Strand) – 28.....	
1983.....382.....		A.....	Brookfield Central (Rick Synold) – 53 1/3.....	Milwaukee Custer (Jerome Trewyn) – 36.....	Mansfield Stadium,
		B.....	Wisconsin Dells (Bob Johnson) – 32.....	New Holstein (Grant Turner) – 26.....	Madison
		C.....	Baldwin-Woodville (Don Nelson) – 36.....	Cambridge (Richard Rapp) – 28.....	
1984.....386.....		A.....	Racine Case (Bill Greiten) – 52.....	Milwaukee South (John Bowen) – 43.....	Mansfield Stadium,
		B.....	Monona Grove (John Klement) – 54.....	Mount Horeb (Roger Buchholz) – 34.....	Madison
		C.....	Chetek (William Knickerbocker) – 52.....	Cambridge (Richard Rapp) – 31.....	
1985.....382.....		A.....	Milwaukee South (John Bowen) – 43.....	Racine Case (Bill Greiten) – 37.....	Mansfield Stadium,
		B.....	Monona Grove (John Klement) – 54.....	Mount Horeb (Roger Buchholz) – 40.....	Madison
		C.....	Chetek (William Knickerbocker) – 50.....	Whitehall (Chuck Walek) – 33.....	

# Boys Track & Field

Year	Schools	Class	Champion – Coach– Points	Runner-up – Coach – Points	Site
1986.....382	A	Milwaukee South (John Bowen) – 81	Cudahy (Daryl Dean) – 23	Mansfield Stadium, Madison	
		B Berlin (Steve Stellmacher) – 40	Clinton (John McGowan) – 25		
		C Whitehall (Chuck Walek) – 42	Oostburg (Jerry Kohlbeck) – 30		
1987.....381	A	Milwaukee South (John Bowen) – 80	Hamilton (Ken Krause) – 40	Mansfield Stadium, Madison	
		B Turner (John Turner) – 40	Platteville (Rob Serres & Brian Molle) – 36		
		C Cambridge (Richard Rapp) – 32	Darlington (Jim Acherman) – 30		
1988.....384	A	Milwaukee South (John Bowen) – 38	Waukesha North (Geoff Steinbach) – 35.33	Mansfield Stadium, Madison	
		B Platteville (Rob Serres & Brian Molle) – 44	Monona Grove (Glenn McNaughton) – 30		
		C Elkhart Lake-Glenbeulah (Bob Cowman) – 43	Cambridge (Richard Rapp) – 37		
1989.....380	A	Milwaukee South (William Affeldt) – 51	Green Bay Southwest (Don Ryskoski) – 36	Mansfield Stadium, Madison	
		B Platteville (Rob Serres) – 36	Berlin (Steve Stellmacher) – 25.25		
		C Boscobel (Joel Leonard) – 30	Belleville (Brad Stiner) – 26		
1990.....387	A	Nicolet (Mike Dressler) – 70	Madison West (Lee Skille) – 38	Memorial Stadium, UW-La Crosse	
		B Wautoma (Robert Barbarich) – 30	Oconto (Lee Gerl) – 28		
		C Marathon (Jim Allmann) – 38	Pittsville (Noel Dennison) – 34.5		
1991.....385	1	Beloit (Gene Weeden) – 52	Madison West (Lee Skille) – 30	Memorial Stadium, UW-La Crosse	
		2 Spooner (Mike Ubbelohde) – 36	Lancaster (William Massey) – 24		
		3 Arcadia (Richard Fredrickson) – 37	Marathon (Jim Allmann) – 33		
1992.....383	1	Milwaukee North (Joe Sims) – 30	Milwaukee Riverside (Myron Cain) – 25	Memorial Stadium, UW-La Crosse	
		2 Verona (Randy Marks) – 41	Sheboygan Falls (Bernie McKichan) – 38		
		3 Arcadia (Richard Fredrickson) – 58	Marshall (Steve Beacom) – 36		
1993.....379	1	Waukesha North (Chuck Bova) – 38	La Crosse Central (Tony Weisse) – 34	Memorial Stadium, UW-La Crosse	
		2 Southern Door (Brent Clafin) – 73	Platteville (Rob Serres) – 50		
		3 Marshall (Steve Beacom) – 62	Rosholt (Mike Trzebiatowski) – 38		
1994.....381	1	D.C. Everest (Dennis Holt) – 42	Mukwonago (Mike Furlong) – 29	Memorial Stadium, UW-La Crosse	
		2 Brodhead (Gary Larsen) – 48.5	Clinton (Ray Vance) – 37		
		3 Arcadia (Richard Fredrickson) – 59	Eleva-Strum (Steve Pederson) – 37		
1995.....381	1	Milwaukee Technical (Kenneth Williams) – 47	D.C. Everest (Dennis Holt) – 37	Memorial Stadium, UW-La Crosse	
		2 Brodhead (Gary Larsen) – 38	Sauk Prairie (Dan Winzenried) – 33		
		3 Arcadia (Richard Fredrickson) – 56	Darlington (Don Osterday) – 36		
1996.....380	1	D.C. Everest (Dennis Holt) – 63	Stevens Point (Dwayne Behnke) – 39	Memorial Stadium, UW-La Crosse	
		2 Belleville/New Glarus (Dan Schettler) – 44	Cuba City (Richard Schuh) – 34		
		3 Deerfield (Dale Downie) – 45	Grantsburg (Richard Peper) – 39		
1997.....380	1	Racine Park (Harvey Riekoff) – 41	Milwaukee Technical (Kenneth Williams) – 36	Memorial Stadium, UW-La Crosse	
		2 Brown Deer (Elliot Kramsky) – 43	Whitewater (Mark Maas) – 38		
		3 Grantsburg (Richard Peper) – 62	Waterloo (Doug Miller) – 45		
1998.....379	1	Racine Park (Harvey Riekoff) – 33	Nicolet (Dan Knoebel) – 31	Memorial Stadium, UW-La Crosse	
		2 Brown Deer (Elliot Kramsky) and Lancaster/Potosi (Eric Rolland) – 39			
		3 Arcadia (Richard Fredrickson) – 44	Darlington (Todd Bastian) – 43		
1999.....379	1	Verona Area (Randy Marks) – 44	Nicolet (Dan Knoebel) – 36	Memorial Stadium, UW-La Crosse	
		2 Sauk Prairie (Dan Winzenried) – 61	Grafton (Gary Pritchard) – 38		
		3 Arcadia (Richard Fredrickson) – 50	Colfax (Joe Doucette) – 43		
2000.....378	1	Racine Park (Harvey Riekoff) – 55	Oshkosh North (Bill Van Lieshout) – 50	Memorial Stadium, UW-La Crosse	
		2 Grafton (Gary Pritchard) – 70	Sauk Prairie (Dan Winzenried) – 53		
		3 Marshall (Steve Beacom) – 53	Stratford (Dennis Paulson) – 40		
2001.....424	1	Milwaukee Vincent (Glen Gardiner) – 59	Stevens Point (Dwayne Behnke) – 49	Memorial Stadium, UW-La Crosse	
		2 Amery (Sam Bosley) – 41	New Holstein (Steward Dawhurst) – 40		
		3 Marshall (Steve Beacom) – 61	Arcadia (Richard Fredrickson) – 50		
2002.....424	1	Madison La Follette (Mike Brown) – 81.5	Milwaukee Vincent (Glen Gardiner) – 53	Memorial Stadium, UW-La Crosse	
		2 Notre Dame (John Nowak) – 44	Monona Grove (John Verhelst) – 35.5		
		3 Howards Grove (Mike Schroeder) – 75	Marshall (Steve Beacom) – 39		
2003.....426	1	Milwaukee Vincent (Glen Gardiner) – 40	Brookfield Central (Mark Pulkownik) – 39	Memorial Stadium, UW-La Crosse	
		2 Brodhead (Gary Larsen) – 44	Monona Grove (John Verhelst) – 41		
		3 Amherst (Rob Sparhawk) – 59	Wild Rose (Chris Bahr) – 52		
2004.....428	1	Arrowhead (Chris Herriot) – 44	Milwaukee Vincent (Glen Gardiner) – 38	Memorial Stadium, UW-La Crosse	
		2 Osceola (Kelly Stephens) – 48	Grafton (Kevin Kriegel) – 37		
		3 Arcadia (Andrew Schultz) – 49	Oostburg (Jack Rauwerdink) – 34		
2005.....424	1	Milwaukee Vincent (Glen Gardiner) – 50	Green Bay Preble (Patrick Prochnow) – 37	Memorial Stadium, UW-La Crosse	
		2 Osceola (Kelly Stephens) – 42	Brown Deer (Rob Green) – 32		
		3 Athens (Cheryl Strunk) – 66	Boycerville (Josh Halvorson) – 53.5		
2006.....426	1	Germantown (Todd Brawner) – 39*	Green Bay Preble (Patrick Prochnow) – 38	Memorial Stadium, UW-La Crosse	
		2 Ripon (Jayson Duffy) – 60	Brown Deer (Rob Green) – 54		
		3 Newman Catholic (Paul Michlig) – 61	Sheboygan Area Lutheran (Hans Otten) – 52		
2007.....433	1	Milwaukee Marshall/Languages (Doug Norton) – 41	Racine Park (Glenn Schultz) – 33	Memorial Stadium, UW-La Crosse	
		2 Richland Center (Harlan Flick) – 45	Arcadia (Andrew Schultz) and Catholic Memorial (John Gabelbauer) – 32		
		3 Newman Catholic (Paul Michlig) – 54	Sheboygan Area Lutheran (Hans Otten) – 43		
2008.....434	1	Kettle Moraine (John Lui) – 43	D.C. Everest (Tim Strehlow) – 40.5	Memorial Stadium, UW-La Crosse	
		2 Brown Deer (Rob Green) – 41	Milwaukee Lutheran (Phil Koch) and Richland Center (Harlan Flick) – 37		
		3 Stratford (Mark Guderski) – 48	Webster (Jeff Postler) – 42		
2009.....433	1	Arrowhead (Chris Herriot) – 52	Menomonee Falls (Michael Burling) – 37	Memorial Stadium, UW-La Crosse	
		2 Wautoma/Faith Christian Ac. (Andrew DeKeyser) – 35	West Salem (Corey Peterson) – 33		
		3 Fennimore (Vince Lease) – 38	Darlington (Todd Bastian) – 30		

\* - Oak Creek forfeit title for use of ineligible athletes.

# State Meet Records

## Top Individual Performers

### Winner of Five Individual Events in Same Meet

Alvin Kraenzlein, Milwaukee East  
1895, 100-HH-LH-BJ-SP

### Winner of Four Individual Events in Same Meet

Andrew Rock, Stratford  
2000, 110 H-300 H-200-LJ

### Four-Time Champion Same Event

David Greenwood, Park Falls  
1976-HJ, 1977-HJ, 1978-HJ, 1979-HJ  
1979-120, 1979-LJ  
Kevin Bledsoe, Milwaukee South  
1984-400R, 1985-400R, 1986-400R, 1987-400R,  
1987-200

Josh Dickerson, D.C. Everest  
1993-400R, 1994-400R, 1995-400R, 1996-400R  
1994-100  
Greg Bracey, Milwaukee Vincent  
2000-400R, 2001-400R, 2002-400R, 2003-400R

Paul Annear, Richland Center  
2005-HJ, 2006-HJ, 2007-HJ, 2008-HJ

### Three-Time Champion Same Event

Charles Ward, Oshkosh  
1896-PV, 1897-PV, 1898-PV  
A. Meyer, Milwaukee South  
1905-100, 1906-100, 1907-100  
1905-220, 1906-220, 1907-220  
1906-HJ, 1907-HJ  
Thessin, Milwaukee South  
1910-PV, 1911-PV, 1912-PV  
Graff, Milwaukee East  
1920-J, 1921-J, 1922-J  
1921-Dis, 1922-SP  
Howard Kennedy, Monticello  
1922-880, 1923-880, 1924-880  
Earl Horn, Port Washington  
1939-HJ, 1940-HJ, 1941-HJ  
Donald Zimbeck, Westfield  
1941-100, 1942-100, 1943-100  
1941-220, 1943-220, 1941-BJ  
Stanley Smith, North Fond du Lac  
1942-220 H, 1943-220 H, 1944-220 H  
Paul Farley, Whitefish Bay  
1942-PV, 1943-PV, 1944-PV  
Arnold Heise, North Fond du Lac  
1945-100, 1946-100, 1947-100 and  
1945-200, 1946-200, 1947-200  
Pat Flannagan, Kaukauna  
1945-SP, 1946-SP, 1947-SP  
Bill Pohland, Kohler  
1949-SP, 1950-SP, 1951-SP  
John De Merit, Port Washington  
1952-880 R, 1953-880 R, 1954-880 R  
1953-200, 1953-BJ, 1952-200, 1954-BJ  
Lance Olson, Green Bay West  
1954-HJ, 1955-HJ, 1956-HJ  
Jerry Murphy, Mineral Point  
1955-Mile, 1956-Mile, 1957-Mile  
Bob Verbick, West Milwaukee  
1955-PV, 1956-PV, 1957-PV  
Tom Neuman, Peshtigo  
1956-SP, 1957-SP, 1958-SP  
Darrell Jansen, Kimberly  
1958-120 H, 1959-120 H, 1960-120 H and  
1958-180 H, 1959-180 H, 1960-180 H  
1959-HJ, 1960-HJ  
Don Hendrickson, Green Bay West  
1958-Dis, 1959-Dis, 1960-Dis  
1959-SP, 1960-SP

Aquine Jackson, Milwaukee Boys Tech  
1962-100, 1963-100, 1964-100 and  
1961-220, 1962-220, 1964-200  
Bob Gordon, Wisconsin High (Madison) and  
Madison West  
1963-Mile, 1964-Mile, 1965-Mile  
David Anderson, Kohler  
1966-880 R, 1967-880 R, 1968-880 R  
1968-220  
Craig Swenson, McFarland  
1966-880, 1968-880, 1969-880  
Steve Mahnke, Hudson  
1971-120 H, 1972-120 H, 1973-120 H  
1972-180 H, 1973-180 H  
Al Mullenbach, New Holstein  
1974-880 R, 1975-880 R, 1976-880 R  
1976-220  
Brent Gnatzig, Whitewater  
1975-mile R, 1976-mile R, 1977-mile R  
1977-440, 1978-440  
Rick Turriff, West De Pere  
1978-880, 1979-880, 1980-800  
Dave Niemuth, Oshkosh North  
1980-Dis, 1981-Dis, 1982-Dis  
1981-SP, 1982-SP  
Fred Knoch, Race Case  
1981-1600 R, 1982-1600 R, 1983-1600 R  
1983-880 R  
Don Moore, Hurley  
1984-300 H, 1985-300 H, 1986-300 H  
1986-110 H  
Tony McClain, Milwaukee South  
1984-400 R, 1985-400 R, 1986-400 R  
Paul Belke, Princeton  
1985-SP, 1986-SP, 1987-SP  
1987-Dis  
Jason Wilkinson, Boscobel  
1988-1600, 1989-1600, 1990-1600  
Jim Flanigan, Southern Door  
1988-SP, 1989-SP, 1990-SP  
1988-Dis, 1989-Dis, 1990-Dis  
Luke Koehler, Edgar  
1989-400R, 1990-400R, 1991-400R  
Ryan Truschinski, Marshall  
1991-400, 1992-400, 1993-400  
1992-200

Chad Yenchesky, De Pere  
1991-SP, 1992-SP, 1993-SP  
1991-Dis, 1993-Dis  
Luke Sullivan, Verona  
1992-Dis, 1993-Dis, 1994-Dis  
Doug Rebhahn, Arcadia  
1994-300H, 1995-300H, 1996-300H  
1994-110H, 1995-110H  
Gabe Jennings, Madison East  
1995-1600, 1996-1600, 1997-1600  
1996-800, 1997-800  
1995-3200, 1996-3200  
Steve Slattery, Wisconsin Rapids Lincoln  
1996-PV, 1997-PV, 1998-PV  
Andy Richards, Sauk Prairie  
1998-LJ, 1999-LJ, 2000-LJ  
Darrin Charles, Oshkosh North  
1999-HJ, 2000-HJ, 2001-HJ  
LaShawn Bullock, Milwaukee Vincent  
2000-400R, 2001-400R, 2002-400R  
Gavin Ball, Monona Grove  
2001-Dis, 2002-Dis, 2003-Dis  
2002-SP, 2003-SP  
Demi Omole, Dominican  
2001-100, 2002-100, 2003-100  
2002-200, 2003-200  
Chris Solinsky, Stevens Point  
2001-3200, 2002-3200, 2003-3200  
Ben Porter, East Troy  
2001-3200, 2002-3200, 2003-3200  
John Keyes, Belmont  
2001-LJ, 2003-LJ, 2004-LJ  
Peter Bolgert, Sheboygan Area Lutheran  
2005-3200R, 2006-3200R, 2007-3200R  
Zach Hasenstein, Sheboygan Area Lutheran  
2005-3200R, 2006-3200R, 2007-3200R  
Keith Martineau, Gillett  
2005-300H, 2006-300H, 2007-300H  
Justin Austin, Brown Deer  
2006-100, 2007-100, 2008-100  
2006-200, 2007-200, 2008-200

## State Track & Field Meet Attendance Records

The State Track & Field Meet – originally called the State Interscholastic Meet because there was no state competition in any other sport at the high school level at the time – has been conducted since 1895.

Records of attendance were not maintained through the early years of the meet. There is reason to believe, however, that crowds of considerable magnitude – perhaps 3,000-4,000 or more – may have attended those early events.

Receipts from admissions, for example, exceeded \$1,000 in some of those years, including \$1,277.75 in 1901. It is likely admission in those years was not more than 50¢ for adults and 25¢ for students – and possibly less.

Except for two years – 1946 and 1949, attendance figures are available for the years 1938 to the present time, and they are indicated hereafter along with the site of competition. It should be noted all State Meets were held in

Madison at the University of Wisconsin facilities through 1957 except for (a) 1933 when there was no meet because of financial reasons, (b) 1936 when it was held in Milwaukee and (c) 1943 and 1944 when the competition was called off because of World War 2.

Year	Site	Attend.
1938	Madison-Camp Randall	395
1939	Madison-Camp Randall	323

# Boys Track & Field

Year	Site	Attend.	Year	Site	Attend.	Year	Site	Attend.
1940	Madison-Camp Randall	597	1963	Monona Grove	3284	1988	Madison-Mansfield	10698
1941	Madison-Camp Randall	741	1964	A-B - Monona Grove	3493	1989	Madison-Mansfield	10668
1942	Madison-Camp Randall	582		C - Ripon	379	1990	La Crosse	9928
1943	No State Meet		1965	A - Monona Grove	2204	1991	La Crosse	8690
1944	No State Meet			B-C - Ripon	1155	1992	La Crosse	10423
1945	Madison-Camp Randall	936	1966	A - Monona Grove	1871	1993	La Crosse	10291
1946	Madison-Camp Randall	No record		B-C - Delavan-Darien	1068	1994	La Crosse	11312
1947	Madison-Camp Randall	1787	1967*¢	Monona Grove	3407	1995	La Crosse	11758
1948	Madison-Camp Randall	1741	1968	Monona Grove	4080	1996	La Crosse	12037
1949	Madison-Camp Randall	No record	1969	Monona Grove	4382	1997	La Crosse	12458
1950	Madison-Camp Randall	1506	1970	Monona Grove	5010	1998	La Crosse	13410
1951	Madison-Camp Randall	1105	1971	Boys - Monona Grove	5448	1999	La Crosse	12922
1952	Madison-Camp Randall	1614		#Girls - Appleton East	715	2000	La Crosse	13569
1953	Madison-Camp Randall	1378	1972	Boys - Madison-Mansfield	5883	2001	La Crosse	14122
1954	Madison-Camp Randall	1289		#Girls - Appleton East	828	2002	La Crosse	15117
1955	Madison-Camp Randall	1446	1973	Boys - Madison-Mansfield	5924	2003	La Crosse	15904
1956	Madison-Camp Randall	1657		#Girls - Merrill	1207	2004	La Crosse	16182
1957	Madison-Camp Randall	1294	1974	Boys - Madison-Mansfield	6266	2005	La Crosse	16933
1958	A - Milwaukee-North Stadium	2020		Girls - Monona Grove	2179	2006	La Crosse	18919
	B - Ripon	494	1975	Boys - Madison-Mansfield	4825	2007	La Crosse	19046
	C - Hartford	264		Girls - Monona Grove	2894	2008	La Crosse	17146
1959	A - Milwaukee-North Stadium	1772	1976@	Madison-Mansfield	7877	2009	La Crosse	17610
	B - Hartford	337	1977	Madison-Mansfield	8455			
	C - Ripon	281	1978	Madison-Mansfield	7837			
1960	A - Milwaukee-North Stadium	1654	1979	Madison-Mansfield	7910			
	B - Ripon	590	1980	Madison-Mansfield	9302			
	C - Hartford	156	1981	Madison-Mansfield	9977			
1961	A - Milwaukee-North Stadium	2497	1982	Madison-Mansfield	10092			
	B - Ripon	408	1983	Madison-Mansfield	9360			
	C - Hartford	170	1984	Madison-Mansfield	9666			
1962	A - Milwaukee-South Stadium	2249	1985	Madison-Mansfield	11107			
	B - Hartford	419	1986	Madison-Mansfield	10660			
	C - Monona Grove	324	1987	Madison-Mansfield	10523			

\*Meet became two-day program

#One-day program

¢Class C on Friday, A-B on Saturday

@Boys-Girls combined meet began

Note: No girls competition until 1971

## Track & Field Financial Statement

### Regional Receipts

Tickets	\$	0.00
Broadcast Rights		0.00
Total Regional Receipts	\$	0.00

### Regional Expenses

Host School Allowance	\$	17,760.00
Managers Fees		4,800.00
Officials Fees		14,426.40
Trophies & Awards		4,699.00
Total Regional Expenses	\$	41,685.40

### Sectional Receipts

Tickets	\$	0.00
Broadcast Rights		0.00
Total Sectional Receipts	\$	0.00

### Sectional Expenses

Host School Allowance	\$	5,040.00
Managers Fees		1,360.00
Officials Fees		4,624.40
Awards		11,836.96
Total Sectional Expenses	\$	22,861.36

### State Receipts

Tickets	\$	115,541.65
Programs		8,143.00
Program Ads		2,683.75
Royalties		1,330.91
Radio		0.00
Total State Receipts	\$	127,699.31

### State Expenses

Running Meet	\$	21,267.82
Programs		7,900.18
Officials Fees		4,122.20
Awards		6,547.10
Participant Travel		214,598.22
Total State Expenses	\$	254,435.52

<b>GRAND TOTAL RECEIPTS</b>	<b>\$</b>	<b>127,699.31</b>
<b>GRAND TOTAL EXPENSES</b>		<b>318,982.28</b>
<b>DIFFERENCE</b>	<b>\$</b>	<b>(191,282.97)</b>

# Girls Track & Field

The WIAA began sponsoring a tournament program in girls track & field in 1971. The first State Meet was held at Appleton East.

The meet was also held at the Appleton site in 1972, then moved to Merrill in 1973. Monona Grove was the site in 1974 and 1975. Since 1976, the meet has been held in conjunction with the boys meet, and from 1976 to 1989 it was held at Mansfield Stadium in Madison. The meet moved to La Crosse in 1990 and ushered in the new Veterans Memorial Stadium there in 2009.

There was only one class of competition the first year but the program was an A-B event in 1972-74 before changing to an A-B-C format. Terminology was changed in 1991 from classes to divisions (1-2-3).

Madison West and Rosholt have won six State championships. Arcadia, Marathon and Nekoosa have won five titles. Prairie du Chien has four championships, all in succession from 1975 to 1978, as has Arcadia, Madison Memorial, Waukesha West and Whitewater.


Sixteen girls have won State championships in the same event four years in a row. Joanna Schultz of Holmen is the only athlete to accomplish the feat in two different events, winning the 200 and 400 dashes from 2003-06. Sue Tallard of Madison Memorial won the 440 dash from 1971-74. Then Anne Mulrooney of Prairie du Chien won the mile from 1973-76. Carla Banks of Madison West was a member on the mile relay or 1600 relay teams which won titles from 1979 to 1982. Ann Kattreh of Kohler won the 400 four times from 1980-83. Suzy Favor of Stevens Point and Catherine Jones of Milwaukee Riverside in the 1600 and 300 hurdles, respectively won their specialities from 1983-86. Jessie Bushman of Rosholt won titles in the 400 meters from 1989-92, Nekoosa's Heather Hyland won four straight long jump titles from 1990-93, and Jenni Westphal of Marinette won four straight 800 meter run titles from 1991-94. Jaclynn Kriegl took titles in the 200 meter run from 1995-98. Liz Reusser of Middleton won the 3200 titles from 1996-99. Kate Juedes of Clear Lake won four straight Division 3 titles in the high jump from 1998-01.

In 2003, Anna Monsen of Stoughton won her fourth Division 1 100 dash title, and Amber Curtis accomplished the

feat in the discus, winning three Division 2 titles and one in Division 1. Aileen Lemanski of Florence was the most recent four-time champion in an event, winning the Division 3 long jump from 2006-09.

Jaclynn Kriegl of Florence holds the record for total number of State titles with 10. Kriegl won the 200 four times (1995-98), the long jump three times (1995-96, 1998), the 100 twice (1996, 1998), and the 800 relay (1996). Dana Collins of Milwaukee Marshall, Heather Hyland of Nekoosa, and Jenni Westphal of Marinette are next with nine. Kim Tiller of Richland Center, Rachael Anderson and Lena Van Haren of Mount Horeb, Deb Hafenstein of Waterloo, Bushman and Schultz are next in line with eight State titles.

There are 69 girls (not counting four-time winners) who have won the same event three times at State. Five (not including Schultz) have done it in two events. Mulrooney also won the 880



**ARCADIA – GIRLS TRACK & FIELD  
CHAMPIONS (DIVISION 2) – 2008-2009**

From left to right, front row, Assistant Coach Nicole Hunger, Laura Benson, Erika Suchla, Lindsay George, Andrea Lambert, Taryn McKeeth, Cheyanne Reglin, Head Coach Lynn Sonnentag; second row, Connor Hoesley, Mianna Sobotta, Izzy Hotelling, Kallie Quinn, Colleen Erbe, Mariah Sendelbach, Carissa Moe, Maya Vazquez; third row, Francis Mueller, Alayna Suchla, Assistant Coach Al Suchla, Assistant Coach Jason Wenzlaff, Danielle Sendelbach, Shawna Pronschinske, Sara Kania, Astrid Martinez-Donex.



**NEWMAN CATHOLIC – GIRLS TRACK & FIELD  
CHAMPIONS (DIVISION 3) – 2008-2009**

From left to right, front row, Teresa Rock, Ann Abell, Sarah Connolly, Taylor Townsend, Brooklyn Kemp, Mary Runnoe; second row, Megan Vesel, Hannah Prosofski, Andrea Michalske, Terese Dlobik, Megan Connolly, Stephanie Hruska, Mary Morgen; third row, Head Coach Paul Michlig, Daley Rugar, Elli Boschuetz, Natalie Jozik, Katie Siewert, Caitlyn Bastable, Brittany McIntyre, Coach John Humpal; fourth row, Coach Stacy Holmberg, Taylor Zahrt, Jordan Simpson, Andrea Schuster, Taylor Thomas, Maggie McIntyre, Brooke Allen, Emily Schuster, Coach Phil Bandoch.



**MILWAUKEE BRADLEY TECHNICAL – GIRLS TRACK & FIELD  
CHAMPIONS (DIVISION 1) – 2008-2009**

From left to right, front row, Head Coach Ken Williams, Tiffany Matthews, Sharhonda York, Jasmyn Hudgins, Symona Gregory, Dezerea Bryant, Tahje Whittley, Assistant Coach Mike Omo, Assistant Coach Tracy McCubbin, Assistant Coach Derrick Harden, Deonte Wilson; second row, Assistant Coach Bernard, Assistant Coach Mike Parulski, Asharae Saahir, Elexis Fuller-Stewart, Derricka Wesley, Angelina Howard, Dinah Watts.



from 1974-76 in addition to her four titles in the mile. Cathy Branta of Slinger won the mile (1600) and two-mile (3200) in 1979-81, Amy Wickus of Baraboo won the 400-800 in 1988-90, Rachael Anderson of Mount Horeb won the 300 hurdles (1993, 95-96) and 3200 relay (1994-96) and Kristen Barr of Newman won the 100 and 200 dashes 2002-04.

Hillary Hyland of Nekoosa and Melissa Talbot of Freedom are the only girls to win four events in one State Meet. In 1998, Hyland won the long jump, high jump, triple jump, and 100 meter high hurdles. In 2002, Talbot won the 100 and 300 hurdles, 200 dash and the long jump.

## State Championships UW-La Crosse – June 5-6, 2009

### Girls Division 1 Teams

1. Milwaukee Bradley Technical 55; 2. Brookfield Central 37.50; 3. Wausau West 37; 4. Milwaukee King 36; 5. Milwaukee North 30; 5. Ashwaubenon 30; 7. Onalaska 26; 8. Whitefish Bay 24; 9. Arrowhead 20; 10. Watertown 18; 10. Kettle Moraine 18; 10. Sun Prairie 18; 13. Germantown 16; 13. Racine Case 16; 13. Slinger 16; 16. Monona Grove 15; 16. Janesville Parker 15; 18. La Crosse Logan 14; 18. Waukesha West 14; 18. Homestead 14; 21. Fond du Lac 13; 22. Burlington 11; 22. Plymouth 11; 24. Middleton 10; 25. New Richmond 9; 25. Green Bay Preble 9; 27. La Crosse Central 8; 27. Franklin 8; 27. Wausau East 8; 27. D.C. Everest 8; 27. Wauwatosa East 8; 27. Oshkosh North 8; 27. Hudson 8; 34. Milwaukee Marshall/Languages 7; 34. Madison La Follette 7; 36. Holmen 6; 36. Hamilton 6; 36. Eau Claire Memorial 6; 36. Stoughton 6; 36. Tomah 6; 36. Nicolet 6; 42. Wisconsin Lutheran 5; 42. Waukesha North 5; 42. West Bend East 5; 45. Reedsburg Area 4.33; 46. Milwaukee Custer 4; 46. Kaukauna 4; 46. Madison Memorial 4; 46. Pulaski 4; 50. Kimberly 3.50; 51. Green Bay Southwest 3; 51. Brookfield East 3; 51. Wauwatosa West 3; 54. Cedarburg 2; 54. Superior 2; 54. Beloit Memorial 2; 54. Kenosha Tremper 2; 58. Port Washington 1.50; 58. Waupaca 1.50; 60. Greenfield 1; 60. Mukwonago 1; 60. Stevens Point 1; 60. Green Bay East 1; 64. West Allis Central 0.33 and 64. De Pere 0.33.

### Girls Division 1 Individuals

#### Pole Vault Finals

1. Melissa Flucke, Ashwaubenon, 11-03.00; 2. Leanna Rose, D.C. Everest, 11-00.00; 3. Brianna Baeten, Ashwaubenon, 10-09.00; 4. Stefanie Weber, Burlington, 10-09.00; 5. Hannah Wallace, Whitefish Bay, 10-09.00; 6. Becki Bagley, Brookfield Central, 10-00.00; 6. Kasey Kelly, Kimberly, 10-00.00; 8. Devin Schafer, Reedsburg Area, 10-00.00; 8. Cali Schmidt, West Allis Central, 10-00.00; 8. Jessica Wiegert, De Pere, 10-00.00; 11. Alysson Voss, Wausau West, 10-00.00; 11. Emily Mitzelfeldt, Onalaska, 10-00.00; 13. Brie Cassidy, Sheboygan North, 10-00.00; 14. Chantel McConville, Sauk Prairie, 10-00.00; 15. Breanna Tritten, D.C. Everest, 9-06.00; 16. Sarah Finer, Ashwaubenon, 9-06.00; 17. Kati Fitch, Nicolet, 9-06.00; 17. Sarah Sima, Burlington, 9-06.00; 17. Farrah Brown, Franklin, 9-06.00; 20. Rachel Walsh, Oregon, 9-06.00; 21. Melanie Pilon, Waukesha South, 9-06.00; 22. Cami Gilson, Arrowhead, 9-00.00; 23. Lizzy Klar, Greendale, 9-00.00; 23. Leah Parks, Slinger, 9-00.00; -- Nikki Reinhardt, Wisconsin Lutheran, NH.

#### High Jump Finals

1. Shelby Demos, Janesville Parker, 5-06.00; 2. Katelyn Northey, Franklin, 5-03.00; 3. Ellie Grandi, Burlington, 5-03.00; 4. Hannah Weinberg-Kinsey, Wauwatosa East, 5-02.00; 5. Kasey Ederer, Kaukauna, 5-02.00; 6. Ashlee Ballinger, Wauwatosa West, 5-02.00; 7. Shiela Cavanaugh, Port Washington, 5-00.00; 7. Kelsey Taylor, Waupaca, 5-00.00; 9. Jenny Smith, Arrowhead, 5-00.00; 9. Qudija McDade, West Bend East, 5-00.00; 9. Fiona Baus, Bay Port, 5-00.00; 12. Eva Greenwalt, Verona Area, 5-00.00; 13. Melissa Flucke, Ashwaubenon, 5-00.00; 13. Dana Graunke, Germantown, 5-00.00; 13. Courtney Sawle, Menomonie, 5-00.00; 16. Taylor Havisto, Lakeland, 5-00.00; 16. Rebekah Winiarski, Brookfield Central, 5-00.00; 18. Chantel McConville, Sauk Prairie, 5-00.00; 19. Ashanti Benson, Milwaukee Vincent, 4-10.00; 20. Angela Berkley, Holmen, 4-10.00; 20. Meagan Ward, Eau Claire North, 4-10.00; 20. Brianna Chew, Mukwonago, 4-10.00; -- Carla Edwards, Oak Creek, NH; -- Kennedy Johnson, La Crosse Logan, NH.

### Long Jump Finals

1. Jessica Waldvogel, Wausau West, 18-01.50; 2. Emily Worden, La Crosse Logan, 17-09.75; 3. Brianna Bower, Stoughton, 17-08.00; 4. Krissy Day, Wisconsin Lutheran, 17-07.25; 5. Shalesa Smith, Milwaukee King, 17-06.00; 6. Sarah Zurowski, West Bend East, 17-05.50; 7. Erin McCauley, Middleton, 17-02.75; 8. Danielle Allen, Oshkosh North, 16-11.25; 9. Marissa Watkins, Waukesha South, 16-11.25; 10. Amy Feivor, Appleton North, 16-09.75; 11. Eva Greenwalt, Verona Area, 16-07.75; 12. Kayleigh Nichols, Oshkosh West, 16-05.75; 13. Ashley Bartow, Sun Prairie, 16-04.50; 14. Kayla Diffeo, Madison La Follette, 16-03.75; 15. Jenny Ebeling, Wisconsin Lutheran, 16-03.75; 16. Jenna Jubeck, Arrowhead, 16-03.00; 17. Alison Charles, D.C. Everest, 16-02.00; 18. Erica Halley, Appleton East, 16-01.50; 19. Claire Gordee, Wauwatosa East, 16-00.25; 20. Carly Fehler, Oak Creek, 15-11.25; 21. Hardisha White, Hudson, 15-11.00; 22. Cashay Harris, Milwaukee Custer, 15-11.00; 23. Chidera Obasih, Brookfield Central, 15-10.75; 24. Briana Sparks, Wisconsin Rapids Lincoln, 15-03.00.

### Triple Jump Finals

1. Shalesa Smith, Milwaukee King, 38-06.50; 2. Shavanna Talbert, Fond du Lac, 37-10.00; 3. Emily Haines, Tomah, 37-05.50; 4. Samia Taylor, Madison La Follette, 37-05.00; 5. Katelyn Malcore, Brookfield Central, 37-04.25; 6. Roni Thompson, Nicolet, 37-00.00; 7. Laura McGinnis, Middleton, 36-11.00; 8. Emily Worden, La Crosse Logan, 36-09.00; 9. Sarah Zurowski, West Bend East, 36-02.75; 10. Jenny Ebeling, Wisconsin Lutheran, 36-02.25; 11. Katy Allen, Waukesha South, 35-07.50; 12. Sherice Hewett, Milwaukee Vincent, 35-05.25; 13. Kristin Wiley, Oshkosh West, 35-04.50; 14. Corissa Myers, South Milwaukee, 35-04.50; 15. Jordan Gollon, Stevens Point, 35-03.75; 16. Latrice Pritchard, Beloit Memorial, 35-03.25; 17. Hardisha White, Hudson, 34-09.00; 18. Brianna Bower, Stoughton, 34-04.50; 19. Elizabeth Wissing, Divine Savior Holy Angels, 34-00.75; 20. Ashley Bartow, Sun Prairie, 33-10.50; 21. Marissa Schaber, D.C. Everest, 33-06.50; 22. Alayna Greenfield, Wisconsin Lutheran, 33-05.25; 23. Amy Hibbard, Bay Port, 33-03.50; 24. Tiara Rose, Hortonville, 32-02.75; -- Jena Weigel, Marshfield, FOUL.

### Discus Throw Finals

1. Alissa Rausch, Wausau West, 132-04; 2. Caitie McPherson, Watertown, 127-10; 3. Breanna Strupp, Slinger, 125-10; 4. Angela Boushea, Monona Grove, 125-09; 5. Jackie Pasholk, Arrowhead, 123-04; 6. Alicia Bower, Hudson, 123-03; 7. Sam Steinbring, Slinger, 121-11; 8. Alyssa Chase, Sun Prairie, 116-04; 9. Brianna Balza, Bay Port, 116-03; 10. Amanda Spencer, Verona Area, 115-05; 11. Tamara Wade, Madison La Follette, 115-02; 12. Kelli Johnson, Wisconsin Lutheran, 114-06; 13. Amber Nabbeffeld, Kimberly, 113-00; 14. Sammi Plonske, Brookfield Central, 109-07; 15. Alana Merkow, Arrowhead, 108-10; 16. Desiree Irek, Racine Horlick, 107-03; 17. Cassie Sturzl, De Pere, 104-05; 18. Kristin Tischer, De Pere, 101-06; 19. Cassi Weiler, Elkhorn Area, 100-08; 20. Carley Tanel, Mukwonago, 100-07; 21. Andrea Kassees, Waukesha North, 97-05; 22. Meagan Ward, Eau Claire North, 97-01; -- Lacey Craker, Baraboo, FOUL; -- Jill Herneke, Kettle Moraine, FOUL.

### Shot Put Finals

1. Angela Boushea, Monona Grove, 44-08.75; 2. Sam Steinbring, Slinger, 40-11.75; 3. Tina DeLakis, Eau Claire Memorial, 39-09.00; 4. Shavanna Talbert, Fond du Lac, 39-05.00; 5. Alissa Rausch, Wausau West, 39-04.00; 6. Jackie Pasholk, Arrowhead, 38-05.75; 7. Tamara Wade, Madison La Follette, 38-04.75; 8. Marissa

They, Green Bay East, 38-04.25; 9. Alana Merkow, Arrowhead, 38-02.00; 10. Kelli Johnson, Wisconsin Lutheran, 37-06.50; 11. Breanna Strupp, Slinger, 37-05.00; 12. Jamie Lindstrom, Hudson, 37-04.00; 13. Daniela Thomas, Racine Park, 37-00.75; 14. Leah Devries, Milton, 36-04.75; 15. Kerri Tolbert, Wisconsin Lutheran, 36-04.50; 16. Caitie McPherson, Watertown, 35-07.25; 17. Amanda Miller, Wisconsin Rapids Lincoln, 35-04.00; 18. Sarah Woellert, Elkhorn Area, 34-09.25; 19. Lacey Craker, Baraboo, 34-08.00; 20. Andrea Kassees, Waukesha North, 34-05.25; 21. Chas Kuczer, Pulaski, 33-09.00; 22. Melanie Pilon, Waukesha South, 32-05.75; 23. Tamika Williams, Milwaukee Washington, 32-01.75; 24. Gloria(Alex) Blanquel, Badger, 32-00.00.

### 3200 Meter Relay Finals

1. Onalaska (Maddie Johnson, Jamie Burr, Katie Hill, Brooke Reynolds), 9:23.88; 2. Germantown, 9:29.95; 3. Arrowhead, 9:37.60; 4. La Crosse Central, 9:38.38; 5. Waukesha West, 9:38.62; 6. Brookfield East, 9:40.34; 7. Wausau East, 9:41.00; 8. Homestead, 9:41.39; 9. Reedsburg Area, 9:42.39; 10. Fond du Lac, 9:43.11; 11. Stevens Point, 9:44.20; 12. Burlington, 9:45.05; 13. Wausau West, 9:46.06; 14. Waterford, 9:46.16; 15. Green Bay Preble, 9:48.48; 16. Sheboygan North, 9:50.19; 17. Mukwonago, 9:50.92; 18. Plymouth, 9:51.50; 19. Bay Port, 9:52.59; 20. Wauwatosa East, 9:52.95; 21. D.C. Everest, 9:55.70; 22. Racine Case, 10:03.64; 23. Verona Area, 10:04.96; 24. Franklin, 10:09.20.

### 100 Meter High Hurdles Finals

1. Marissa Savitch, Homestead, 14.82; 2. Samantha Berg, Kettle Moraine, 14.98; 3. Madeline Emme, Watertown, 15.09; 4. Shelby Demos, Janesville Parker, 15.27; 5. Katelyn Malcore, Brookfield Central, 15.61; 6. Gina Gigot, Green Bay Preble, 15.70; 7. Danielle Allen, Oshkosh North, 15.99; 8. Sharonda York, Milwaukee Bradley Technical, 16.29; 9. Sherice Hewett, Milwaukee Vincent, 16.33. **Preliminaries** - 1. Marissa Savitch, Homestead, 14.67; 2. Madeline Emme, Watertown, 14.77; 3. Katelyn Malcore, Brookfield Central, 14.81; 4. Samantha Berg, Kettle Moraine, 14.99; 5. Shelby Demos, Janesville Parker, 15.01; 6. Gina Gigot, Green Bay Preble, 15.10; 7. Danielle Allen, Oshkosh North, 15.23; 8. Sherice Hewett, Milwaukee Vincent, 15.34; 9. Sharonda York, Milwaukee Bradley Technical, 15.44; 10. Whitney Croell, Holmen, 15.46; 11. Kim Drewiske, Green Bay Preble, 15.52; 12. Kayla Wolosek, Wisconsin Rapids Lincoln, 15.74; 13. Kali Kramolis, River Falls, 15.85; 14. Whitney Rawdon, Eau Claire North, 16.21; 15. Ri'ana Johnson, Kenosha Tremper, 16.28; 16. Lauren Andersen, Muskego, 16.32; 17. Patience Cullen, Sparta, 16.46; 18. Emily Snyder, River Falls, 16.55; 19. Katie Edwards, Oak Creek, 16.63; 20. Michelle Garner, Greenfield, 16.76; 21. Katy Bruecker, Kaukauna, 17.04; 22. Cassie Niles, Janesville Parker, 17.17; 23. Stephanie Rieger, Sheboygan South, 19.48; -- Taylor Westpfahl, Tomah, FS.

### 100 Meter Dash Finals

1. Tasha Allen, Milwaukee North, 12.05; 2. Dezerea Bryant, Milwaukee Bradley Technical, 12.18; 3. Symona Gregory, Milwaukee Bradley Technical, 12.34; 4. Stephanie Henry, La Crosse Logan, 12.53; 5. Ciara Jarrett, Milwaukee Marshall/Languages, 12.56; 6. Becca Schmidt, Whitefish Bay, 12.58; 7. Qudija McDade, West Bend East, 12.72; 8. Felicia Carlson, Beloit Memorial, 12.82; 9. Cashay Harris, Milwaukee Custer, 13.11. **Preliminaries** - 1. Tasha Allen, Milwaukee North, 11.76\*; 2. Dezerea Bryant, Milwaukee Bradley Technical, 11.76; 3. Symona Gregory, Milwaukee Bradley Technical, 11.99; 4. Becca Schmidt, Whitefish Bay,

12.21; 5. Stephanie Henry, La Crosse Logan, 12.23; 6. Ciara Jarrett, Milwaukee Marshall/Languages, 12.25; 7. Cashay Harris, Milwaukee Custer, 12.26; 8. Qudija McDade, West Bend East, 12.44; 9. Felicia Carlson, Beloit Memorial, 12.50; 10. Yanique Black, River Falls, 12.54; 11. Bridie Mortensen, Appleton West, 12.56; 12. Racheal Saathoff, Hudson, 12.73; 13. Beth Dreikosen, Sheboygan North, 12.74; 14. Briana Sparks, Wisconsin Rapids Lincoln, 12.79; 15. Caroline Grassl, Waunakee, 12.81; 16. Simbi Laaro, Green Bay Southwest, 12.81; 17. Sierra Thomas, Hartford Union, 12.83; 18. Kiki Joseph, Madison East, 12.84; 19. Jordan Burrell, Eau Claire Memorial, 12.88; 20. Latifah Bryant, Sun Prairie, 12.89; 21. Lauren Carranza, Oak Creek, 13.07; 22. Carly Fehler, Oak Creek, 13.10; 23. Megan Mulligan, Badger, 13.12; 24. Sara Hirschmann, Wisconsin Lutheran, 13.20; -- Chidera Obasih, Brookfield Central, FS.

**1600 Meter Run Finals** - 1. Becca Selner, Ashwaubenon, 5:06.24; 2. Haley Johnson, Plymouth, 5:06.77; 3. McKenzie Kelly, New Richmond, 5:07.17; 4. Kenzie Vicker, Whitefish Bay, 5:07.70; 5. Brea Goodman, Reedsburg Area, 5:07.70; 6. Hannah Trasser, Brookfield Central, 5:07.91; 7. Liz Berkholtz, Sun Prairie, 5:08.37; 8. Blair Doney, Mukwonago, 5:08.72; 9. Caitlin Dillon, Germantown, 5:09.03; 10. Megan Stenz, Kaukauna, 5:14.85; 11. Niki Drolshagen, Muskego, 5:15.75; 12. Dakota Goodman, Reedsburg Area, 5:17.19; 13. Gabrielle Levac, Arrowhead, 5:17.30; 14. Jordan Kelch, Menomonie, 5:17.97; 15. Rachel Weber, Appleton North, 5:19.38; 16. Areanna Lakowske, Sparta, 5:21.37; 17. Lucy Ramquist, River Falls, 5:23.00; 18. Mallory Schmidt, Waukesha West, 5:25.15; 19. Whitney Schumacher, Kimberly, 5:25.28; 20. Amanda Walker, Sun Prairie, 5:27.38; 21. Erica Spiegelberg, Wisconsin Lutheran, 5:28.06; 22. Carrie Trina, Pulaski, 5:28.40; 23. Malayna Beste, Waukesha West, 5:28.68; 24. Abigail Bullmore, Kenosha Bradford, 5:29.12.

**800 Meter Relay Finals** - 1. Milwaukee King (Uniqua Taylor, Kennaye Lewis, Kiara Giles, Chanel Franklin), 1:40.83; 2. Milwaukee Bradley Technical, 1:42.14; 3. Brookfield Central, 1:45.01; 4. Arrowhead, 1:45.31; 5. Waukesha West, 1:46.06; 6. Nicolet, 1:47.64; 7. Sun Prairie, 1:49.24; 8. Beloit Memorial, 1:49.59; 9. Middleton, 1:50.13. **Preliminaries** - 1. Milwaukee Bradley Technical, 1:38.66; 2. Milwaukee King, 1:40.66; 3. Brookfield Central, 1:43.66; 4. Sun Prairie, 1:44.47; 5. Middleton, 1:44.64; 6. Nicolet, 1:44.69; 7. Arrowhead, 1:44.81; 8. Waukesha West, 1:45.41; 9. Beloit Memorial, 1:45.70; 10. Janesville Parker, 1:45.90; 11. New Richmond, 1:46.26; 12. River Falls, 1:46.41; 13. Appleton North, 1:46.61; 14. Muskego, 1:46.75; 15. Kimberly, 1:47.04; 16. Wisconsin Lutheran, 1:48.13; 17. Holmen, 1:48.62; 18. Sheboygan North, 1:48.64; 19. Green Bay Southwest, 1:48.70; 20. Hudson, 1:49.20; 21. Pulaski, 1:49.20; 22. Racine Park, 1:49.90; 23. Fond du Lac, 1:50.01; -- Madison La Follette, DQ.

**400 Meter Dash Finals** - 1. Tasha Allen, Milwaukee North, 57.22; 2. Jessica Waldvogel, Wausau West, 57.66; 3. Cathryn Helmers, Holmen, 57.74; 4. Lauren Grant, Waukesha West, 58.04; 5. Kayla Beckwith, Middleton, 58.27; 6. Claire Gordee, Wauwatosa East, 58.31; 7. Tahje Whittley, Milwaukee Bradley Technical, 59.11; 8. Kiara Giles, Milwaukee King, 59.53; -- Stephanie Henry, La Crosse Logan, DNF. **Preliminaries** - 1. Tasha Allen, Milwaukee North, 55.19\*; 2. Stephanie Henry, La Crosse Logan, 56.62; 3. Tahje Whittley, Milwaukee Bradley Technical, 57.25; 4. Cathryn Helmers, Holmen, 57.37; 5. Jessica Waldvogel, Wausau West, 57.40; 6. Lauren Grant, Waukesha West, 57.65; 7. Kayla Beckwith, Middleton, 57.73; 8. Kiara Giles, Milwaukee King, 57.97; 9. Claire Gordee, Wauwatosa East, 58.00; 10. Samara White, Milwaukee Vincent, 59.18; 11. Payton Greisch, Port Washington, 59.40; 12. Kelsey Taylor, Waupaca, 59.46; 13. Jackie Forrest, Stevens Point, 59.64; 14. Raya Kosey, Superior, 1:00.05; 15. Jenny Rathstack, Plymouth, 1:00.08; 16. Kayleigh Nichols, Oshkosh West, 1:00.22; 17. Erica Halley, Appleton East, 1:00.90; 18. Simone Koenen, Burlington, 1:01.01; 19. Dana Siebenaller, Pius XI, 1:01.11; 20. Ashley Sveum, Eau Claire North, 1:01.19; 21. Olivia Ramirez, Pius XI, 1:02.15; 22. Erica Rasmussen, Franklin, 1:02.33; 23. Katherine Bagley, Janesville Craig, 1:02.35; 24. Caroline Shea, Janesville Craig, 1:03.91.

**400 Meter Relay Finals** - 1. Milwaukee King (Shalesa Smith, Chanel Franklin, Uniqua Taylor, Kennaye Lewis), 48.68; 2. Milwaukee Bradley Technical, 48.70; 3. Hamilton, 49.66; 4. Hudson, 50.21; 5. Milwaukee Custer, 50.24; 6. Green Bay Southwest, 50.72; 7. Middleton, 50.93; 8. Waukesha West, 51.74; -- Arrowhead, DQ. **Preliminaries** - 1. Milwaukee King, 47.74\*; 2. Milwaukee Bradley Technical, 47.95; 3. Arrowhead, 48.69; 4. Hamilton, 49.11; 5. Middleton, 49.36; 6. Milwaukee Custer, 49.51; 7. Waukesha West, 50.02; 8. Hudson, 50.03; 9. Green Bay Southwest, 50.11; 10. Beloit Memorial, 50.15; 11. West Bend East, 50.19; 12. Eau Claire North, 50.35; 13. Hartford Union, 50.57; 14. Sun Prairie, 50.78; 15. Wausau West, 50.79; 16. Racine Park, 50.92; 17. Kimberly, 50.93; 18. Madison La Follette, 51.04; 19. Janesville Parker, 51.10; 20. Wisconsin Lutheran, 51.18; 21. Pulaski, 51.18; 22. Waunakee, 51.54; 23. South Milwaukee, 52.80; -- Wisconsin Rapids Lincoln, DQ.

**300 Meter Low Hurdles Finals** - 1. Samantha Berg, Kettle Moraine, 45.30; 2. Maya Carter, Racine Case, 45.82; 3. Katelyn Malcore, Brookfield Central, 45.97; 4. Danielle Allen, Oshkosh North, 46.20; 5. Madeline Emme, Watertown, 46.46; 6. Marissa Savitch, Homestead, 46.52; 7. Phoebe Nygren, Arrowhead, 46.93; 8. Michelle Garner, Greenfield, 47.02; 9. Kristin Heckel, Waukesha West, 47.74. **Preliminaries** - 1. Maya Carter, Racine Case, 45.59; 2. Danielle Allen, Oshkosh North, 46.03; 3. Samantha Berg, Kettle Moraine, 46.12; 4. Madeline Emme, Watertown, 46.15; 5. Katelyn Malcore, Brookfield Central, 46.21; 6. Marissa Savitch, Homestead, 46.28; 7. Phoebe Nygren, Arrowhead, 46.50; 8. Kristin Heckel, Waukesha West, 46.52; 9. Michelle Garner, Greenfield, 47.30; 10. Grace Heglund-Lohman, La Crosse Logan, 47.34; 11. Jena Weigel, Marshfield, 47.36; 12. Gina Gigot, Green Bay Preble, 47.38; 13. Erin McCauley, Middleton, 47.56; 14. Kristin Harrington, De Pere, 47.88; 15. Colby West, Stevens Point, 47.93; 16. Erin Jennings, Holmen, 47.97; 17. Jenna Ciszewski, Kenosha Tremper, 48.24; 18. Elissa Sievila, South Milwaukee, 48.26; 19. Nicole Smith, Elkhorn Area, 49.35; 20. Kim LeRoy, Fort Atkinson, 49.63; 21. Caitlin Vaughan, Superior, 49.71; 22. Rebecca Thoms, Manitowoc Lincoln, 49.79; 23. Candice Wayne, West Bend West, 50.14; 24. Jennie Galfano, Eau Claire Memorial, 52.03.

**800 Meter Run Finals** - 1. Katie Hill, Onalaska, 2:14.28; 2. Lizzie Wendt, Germantown, 2:14.46; 3. Steph Stock, Green Bay Preble, 2:14.84; 4. Jamie Burr, Onalaska, 2:16.00; 5. Deedra Irwin, Pulaski, 2:17.52; 6. McKenzie Kelly, New Richmond, 2:18.08; 7. Sarah Ball, Kenosha Tremper, 2:18.21; 8. Megan Stats, Stevens Point, 2:18.87; 9. Taylor McMillan, Stoughton, 2:19.15; 10. Brittany Frederick, Badger, 2:19.87; 11. Gretchen Bachmeier, Eau Claire North, 2:19.92; 12. Megan Palmer, Whitefish Bay, 2:21.43; 13. Clare Schmidt, Plymouth, 2:21.92; 14. Taylor Zimprich, Waunakee, 2:22.24; 15. Jenny Strong, Fond du Lac, 2:23.05; 16. Emma Dittmann, Beaver Dam, 2:23.28; 17. Katie Drohner, Burlington, 2:23.59; 18. Taylor Conway, Brookfield East, 2:23.93; 19. Niki Drolshagen, Muskego, 2:24.41; 20. Sarah Fox, Divine Savior Holy Angels, 2:25.33; 21. Breana Stephens, Racine Horlick, 2:25.94; 22. Alexa Fritsch, Marshfield, 2:26.12; 23. Hannah Trasser, Brookfield Central, 2:27.05; 24. D Taries Luckett, Milwaukee Pulaski, 2:28.18; 25. Andrea Sielicki, Germantown, 2:29.97.

**200 Meter Dash Finals** - 1. Tasha Allen, Milwaukee North, 24.36; 2. Dezerea Bryant, Milwaukee Bradley Technical, 24.77; 3. Chidera Obasih, Brookfield Central, 24.85; 4. Jessica Waldvogel, Wausau West, 25.60; 5. Alexis Fuller-Stewart, Milwaukee Bradley Technical, 25.70; 6. Ciara Jarrett, Milwaukee Marshall/Languages, 25.71; 7. Becca Schmidt, Whitefish Bay, 25.82; 8. Kennaye Lewis, Milwaukee King, 26.19; 9. Stephanie Henry, La Crosse Logan, 26.89. **Preliminaries** - 1. Chidera Obasih, Brookfield Central, 23.85\*; 2. Tasha Allen, Milwaukee North, 24.08; 3. Dezerea Bryant, Milwaukee Bradley Technical, 24.09; 4. Ciara Jarrett, Milwaukee Marshall/Languages, 24.84; 5. Jessica Waldvogel, Wausau West, 25.01; 6. Stephanie Henry, La Crosse Logan, 25.02; 7. Becca Schmidt, Whitefish Bay, 25.10; 8. Kennaye Lewis, Milwaukee King, 25.41; 9. Alexis Fuller-Stewart, Milwaukee Bradley Technical, 25.54; 10. Caroline Grassl, Waunakee, 25.77; 11. Yanique Black, River Falls, 25.95; 12.

Samantha Bartel, Muskego, 26.07; 13. Tiffany Kepney, Sun Prairie, 26.09; 14. Angela Tipp, Hudson, 26.15; 15. Cathryn Helmers, Holmen, 26.19; 16. Kelsey Jones, Janesville Parker, 26.25; 17. Jen Martin, Kimberly, 26.34; 18. Kelly VanBerkel, Kaukauna, 26.45; 19. Alexa Wistenberg, Green Bay Southwest, 26.54; 20. Beth Dreikosen, Sheboygan North, 26.65; 21. Casey Schott, Franklin, 26.65; 22. Kayla Slaughter, Pius XI, 26.84; 23. Kelsey Taylor, Waupaca, 26.98; 24. Megan Mulligan, Badger, 27.09; 25. Cassy Hemmen, Appleton North, 27.21.

**3200 Meter Run Finals** - 1. Kenzie Vicker, Whitefish Bay, 10:55.86; 2. Liz Berkholtz, Sun Prairie, 11:01.28; 3. Katelyn Stine, Wausau East, 11:01.77; 4. Jenna McMiller, Waukesha North, 11:02.01; 5. Becca Selner, Ashwaubenon, 11:03.18; 6. Haley Johnson, Plymouth, 11:03.89; 7. Haley Bauer, Cedarburg, 11:09.39; 8. Whitney Schumacher, Kimberly, 11:09.68; 9. Maggie Priebe, Wausau East, 11:10.88; 10. Danielle Noland, Merrill, 11:14.73; 11. Kiah Ehrke, Stoughton, 11:15.66; 12. Emma-Lisa Murphy, Whitefish Bay, 11:16.26; 13. Megan Stenz, Kaukauna, 11:16.57; 14. Olivia Pratt, Madison West, 11:18.12; 15. Maddie Hibshman, Onalaska, 11:21.06; 16. Sarah Baltisberger, Madison La Follette, 11:34.53; 17. Sammi Donovan, Waukesha North, 11:35.36; 18. Erica Spiegelberg, Wisconsin Lutheran, 11:38.13; 19. Jocelyn Perry, Waukesha West, 11:41.12; 20. Abigail Bullmore, Kenosha Bradford, 11:48.14; 21. Leah Rendflesh, South Milwaukee, 11:58.49; 22. Taylor Drolshagen, Muskego, 11:58.57; 23. Randi Timerman, Stevens Point, 12:03.43; 24. Jenny Jones, Appleton North, 12:12.02.

**1600 Meter Relay Finals** - 1. Milwaukee Bradley Technical (Jasmyn Hudgins, Tahje Whittley, Alexis Fuller-Stewart, Tiffany Matthews), 3:59.84; 2. Racine Case, 4:02.14; 3. Brookfield Central, 4:02.43; 4. Sun Prairie, 4:03.08; 5. Madison Memorial, 4:03.37; 6. La Crosse Central, 4:03.62; 7. Superior, 4:03.85; 8. Onalaska, 4:04.45; 9. Arrowhead, 4:08.61. **Preliminaries** - 1. Milwaukee Bradley Technical, 3:58.73; 2. La Crosse Central, 4:03.13; 3. Madison Memorial, 4:03.83; 4. Racine Case, 4:03.92; 5. Sun Prairie, 4:04.15; 6. Onalaska, 4:04.43; 7. Brookfield Central, 4:05.17; 8. Arrowhead, 4:05.43; 9. Superior, 4:05.62; 10. Waukesha West, 4:05.79; 11. Germantown, 4:06.17; 12. Kenosha Tremper, 4:06.17; 13. New Richmond, 4:06.20; 14. Stevens Point, 4:06.29; 15. Oshkosh West, 4:06.85; 16. Nicolet, 4:08.30; 17. Kimberly, 4:09.43; 18. Plymouth, 4:09.62; 19. Green Bay Preble, 4:09.92; 20. Eau Claire North, 4:11.94; 21. Appleton East, 4:11.94; 22. South Milwaukee, 4:13.67; 23. Burlington, 4:16.45; 24. Mukwonago, 4:31.32.

## Girls Division 2 Teams

1. Arcadia 57; 2. West Salem 51; 3. Osceola 43; 4. Seymour 40; 5. East Troy 27; 6. Somerset 26; 7. Catholic Memorial 23; 8. Lake Mills 22; 9. Milwaukee Lutheran 20; 10. Ashland 18; 11. Nekoosa 16; 11. Notre Dame 16; 11. Hayward 16; 14. Xavier 15; 15. Baldwin-Woodville 14; 15. Amery 14; 17. Sturgeon Bay 13; 18. Brown Deer 12; 18. Omro 12; 18. Clintonville 12; 21. Dominican 11; 21. Ripon 11; 21. Winneconne 11; 24. Luxemburg-Casco 10; 24. Neillsville 10; 24. Pardeeville 10; 24. Random Lake 10; 24. Aquinas 10; 24. Richland Center 10; 30. Freedom 8; 30. Northland Pines 8; 30. Pewaukee 8; 30. Bloomer 8; 30. Cambridge 8; 30. Two Rivers 8; 30. Lakeside Lutheran 8; 37. Wrightstown 6; 37. Ladysmith 6; 37. Rice Lake 6; 37. Denmark 6; 41. Sheboygan Falls 5; 42. Columbus 4; 42. Tomahawk 4; 42. Edgerton 4; 42. Randolph/Cambria-Friesland 4; 42. Winnebago Lutheran Academy 4; 42. Evansville 4; 42. Parkview 4; 42. Platteville 4; 42. Chilton 4; 42. Colby 4; 52. Waupun 3; 52. Kettle Moraine Lutheran 3; 52. Clinton 3; 55. Madison Edgewood 2; 55. Wittenberg-Birnamwood 2; 57. Howards Grove 1; 57. Shorewood 1; 57. Monroe 1 and 57. Mishicot 1.

## Girls Division 2 Individuals

**Pole Vault Finals** - 1. Danielle Vetesnik, Richland Center, 11-06.00; 2. Jessica Martell, Osceola, 11-00.00; 3. Christina Flandruck, Somerset, 10-06.00; 4. Cheyanne Reglin, Arcadia, 10-06.00; 5. Shea Sweeney, Edgerton, 10-00.00; 6. Samie Haas, Waupun, 10-00.00; 7. Ashley Effa, Seymour, 10-00.00; 8. Meaghan Tomasiewicz, Monroe, 9-06.00; 9. Alayna Muldoon, New Holstein, 9-06.00; 10. Kelly Milks, Two Rivers, 9-00.00; 11. Alaina Murphy, Seymour, 9-00.00; 11. Emily Chermack, Clinton, 9-00.00;

## Girls Track & Field

11. Carolyn Prochaska, Northwestern, 9:00.00; -- Carmen Johnson, Osseo-Fairchild, NH; -- Katie Hausmann, New Berlin West, NH; -- Kim Stoneworth, Whitewater, NH.

**High Jump Finals** - 1. Lindsay Wiebe, Ashland, 5-06.00; 2. Kayla Ashland, Bloomer, 5-05.00; 3. Elizabeth Axell, Wrightstown, 5-04.00; 4. Jessica Powers, Lake Mills, 5-03.00; 5. Anna Soyck, Parkview, 5-02.00; 6. Jessie Welch, West Salem, 5-00.00; 6. Sylvia Gay, Evansville, 5-00.00; 6. Katie Ehlen, Cambridge, 5-00.00; 9. Kortney Morrin, Grantsburg, 5-00.00; 9. Amelia Campbell, Sturgeon Bay, 5-00.00; 9. Alyssa Lawrence, Mondovi, 5-00.00; 12. Brittany Schaefer, Valders, 5-00.00; 13. Erin Kelly, Shoreland Lutheran, 5-00.00; 14. Madison Snider, Madison Edgewood, 4-10.00; 15. Amanda Witek, Kewaskum, 4-10.00; 16. Emily Rocklewitz, Two Rivers, 4-10.00.

**Long Jump Finals** - 1. Maya Vazquez, Arcadia, 18-04.75; 2. Carlye Schuh, Xavier, 18-04.00; 3. Brooke Hinstorff, Lakeside, 17-09.75; 4. Briana Dunkleberger, Lake Mills, 17-08.00; 5. Raquel Ebbe, Nekoosa, 17-02.75; 6. Brooke Buehler, Sheboygan Falls, 17-00.50; 7. Leah Heimerl, Evansville, 16-11.50; 8. Alex Schad, Milwaukee Lutheran, 16-10.00; 9. Sheila Opelt, Neillsville, 16-09.50; 10. Christina Swangim, Chetek, 16-09.25; 11. Erin Kline, Luxemburg-Casco, 16-06.50; 12. Gina Hanzlik, Somerset, 16-04.50; 13. Erika Suchla, Arcadia, 16-04.25; 14. Chelsea Jordan, Milwaukee Lutheran, 16-02.00; 15. Chrissy Erickson, Osceola, 16-01.00; 16. Alicia Gaura, Notre Dame, 15-06.50; 17. Samie Haas, Waupun, 14-03.50.

**Triple Jump Finals** - 1. Erika Suchla, Arcadia, 37-00.50; 2. Raquel Ebbe, Nekoosa, 37-00.25; 3. Alicia Potting, Somerset, 36-00.50; 4. Krystal Sterling, Pewaukee, 35-08.25; 5. Hannah Mueller, Colby, 35-03.25; 6. Chrissy Erickson, Osceola, 35-03.00; 7. Briana Dunkleberger, Lake Mills, 34-09.75; 8. Sarah Albert, Howards Grove, 34-08.25; 9. Anna Sudbury, Tomahawk, 34-06.75; 10. Kate Hein, Notre Dame, 33-08.50; 11. Alison Reindl, Valders, 33-08.50; 12. Kayla Ridgeman, Lakeside Lutheran, 33-07.75; 13. Erin Kline, Luxemburg-Casco, 33-06.50; 14. Fawn Jessie, Black River Falls, 33-05.25; 15. Ashley Wolff, Lake Mills, 33-02.50; 16. Aileen Maier, Pardeeville, 32-04.00.

**Discus Throw Finals** - 1. Jessica Maroszek, Seymour, 139-05; 2. Kathryn Koeck, Winneconne, 120-01; 3. Caitie Zepczyk, Ashland, 118-09; 4. Shanai Guider, Cambridge, 118-02; 5. Brittany Alsum, Randolph/Cambria-Friesland, 115-09; 6. Hannah Turnbull, Hayward, 113-11; 7. Mary Kurisch, West Salem, 112-04; 8. Jordan Lodel, Two Rivers, 109-05; 9. Deidre Erickson, Ripon, 107-11; 10. Megan Petermann, Clintonville, 105-09; 11. Nikolene Miller, Tomahawk, 103-00; 12. Molly Griep, Whitewater, 102-10; 13. Abby Lueck, Columbus, 100-08; 14. Devin Stanford, Milwaukee Lutheran, 96-06; 15. Paige Garriga, Osceola, 93-04; -- Julia Thorson, McFarland, FOUL.

**Shot Put Finals** - 1. Jessica Maroszek, Seymour, 44-03.00; 2. Hannah Turnbull, Hayward, 40-09.00; 3. Nicole Flackey, Ladysmith, 39-05.50; 4. Mary Kurisch, West Salem, 38-10.00; 5. Abby Lueck, Columbus, 38-09.00; 6. Kathryn Koeck, Winneconne, 38-05.00; 7. Caitie Zepczyk, Ashland, 38-01.25; 8. Shanai Guider, Cambridge, 38-01.25; 9. Lyndsey Thorpe, Stanley-Boyd, 37-09.00; 10. Rachel Diedrich, Two Rivers, 37-05.25; 11. Devin Stanford, Milwaukee Lutheran, 37-03.00; 12. Sheena Reed, Northland Pines, 37-00.00; 13. Kate Schabach, New Holstein, 36-02.50; 14. Kirsten Walker, McFarland, 35-11.75; 15. Molly Griep, Whitewater, 35-03.25; 16. Carmen Lawver, Monroe, 35-00.50; 17. Tori Kroll, Kettle Moraine Lutheran, 34-11.00.

**3200 Meter Relay Finals** - 1. West Salem (Lauren Unser, Kelsey Novak, Kristin Stockheimer, Courtney Oldenburg), 9:30.24; 2. Osceola, 9:38.96; 3. Catholic Memorial, 9:43.81; 4. East Troy, 9:43.99; 5. Chilton, 9:44.89; 6. Two Rivers, 9:45.92; 7. Pewaukee, 9:46.61; 8. Denmark, 9:50.11; 9. Amery, 9:51.12; 10. Freedom, 9:51.18; 11. Pardeeville, 9:58.02; 12. Lakeside Lutheran, 10:00.07; 13. Monroe, 10:00.91; 14. Wisconsin Dells, 10:01.35; 15. Tomahawk, 10:08.08; 16. Park Falls, 10:31.16.

**100 Meter High Hurdles Finals** - 1. Erin Kline, Luxemburg-Casco, 15.17; 2. Stephanie Zambrowicz, Ripon, 15.45; 3. Alexa Lewin, Freedom, 15.64; 4. Sheila Opelt, Neillsville, 15.67; 5. Asia Cheeks, Brown Deer, 15.85; 6.

Amelia Campbell, Sturgeon Bay, 15.89; 7. Brittany Stapleton, Wittenberg-Biramwood, 16.22; 8. Gina Hanzlik, Somerset, 16.24; 9. Christina Flandrick, Somerset, 16.55. **Preliminaries** - 1. Stephanie Zambrowicz, Ripon, 15.14; 2. Erin Kline, Luxemburg-Casco, 15.30; 3. Asia Cheeks, Brown Deer, 15.66; 4. Sheila Opelt, Neillsville, 15.74; 5. Alexa Lewin, Freedom, 15.86; 6. Amelia Campbell, Sturgeon Bay, 15.97; 7. Gina Hanzlik, Somerset, 16.00; 8. Brittany Stapleton, Wittenberg-Biramwood, 16.05; 9. Christina Flandrick, Somerset, 16.56; 10. Justine Dubel, Lancaster, 16.78; 10. Alexia Horstmeier, Random Lake, 16.78; 12. Addie Korb, Richland Center, 16.88; 13. Marissa Mahr, Stanley-Boyd, 16.96; 14. Lindsey Newhauser, Lomira, 17.17; 15. Rebecca Gifford, Madison Edgewood, 17.67; 16. Brittany Kostecki, West Salem, 18.17.

**100 Meter Dash Finals** - 1. Maya Vazquez, Arcadia, 12.31; 2. Amber Leazer, Milwaukee Lutheran, 12.46; 3. Deysha Smith-Jenkins, Dominican, 12.61; 4. Ariel Kinlow, Brown Deer, 12.62; 5. Carlye Schuh, Xavier, 12.64; 6. Laura Popanz, Clinton, 12.79; 7. Eileen Gehring, Madison Edgewood, 12.84; 8. Raquel Ebbe, Nekoosa, 12.92; 9. Lauren Westerdahl, Somerset, 12.94. **Preliminaries** - 1. Maya Vazquez, Arcadia, 12.35; 2. Carlye Schuh, Xavier, 12.40; 3. Amber Leazer, Milwaukee Lutheran, 12.53; 4. Ariel Kinlow, Brown Deer, 12.54; 5. Deysha Smith-Jenkins, Dominican, 12.62; 6. Laura Popanz, Clinton, 12.71; 7. Lauren Westerdahl, Somerset, 12.77; 8. Eileen Gehring, Madison Edgewood, 12.78; 9. Raquel Ebbe, Nekoosa, 12.85; 10. Hannah School, Wittenberg-Biramwood, 12.94; 11. Megan Gwyn, Northland Pines, 12.97; 12. Hannah Mueller, Colby, 13.05; 13. Hillary Hughes, Wisconsin Heights, 13.06; 14. Paige Hrubecy, Mishicot, 13.16; 15. Talia Budz, Oconto Falls, 13.17; 16. Maddie Skaalrud, Saint Croix Central, 13.21.

**1600 Meter Run Finals** - 1. Brea Tinney, Osceola, 5:01.69; 2. Courtney Oldenburg, West Salem, 5:02.62; 3. Kayla Wagner, Baldwin-Woodville, 5:02.75; 4. Shannon Nemetz, Denmark, 5:03.36; 5. Samantha Bluske, Pardeeville, 5:04.99; 6. Allie Woodward, Notre Dame, 5:05.09; 7. Marya Haegler, Winnebago Lutheran Academy, 5:06.14; 8. Karyn Genrich, Two Rivers, 5:08.62; 9. Emily Bachhuber, Shorewood, 5:08.88; 10. Morgan Sickels, Catholic Memorial, 5:09.21; 11. Madeline Hauptert, Aquinas, 5:12.68; 12. Taylor Hickey, Wisconsin Dells, 5:16.94; 13. Hannah Frett, Pewaukee, 5:24.87; 14. Elizabeth Simak, Hayward, 5:26.40; 15. Lizzie Braml, Turtle Lake/Clayton, 5:26.41; 16. Kate Brooks, Winneconne, 5:45.73.

**800 Meter Relay Finals** - 1. Omro (Alyssa Baehman, Jessica Will, Jessica Berger, Amanda Obot), 1:45.59; 2. Catholic Memorial, 1:45.93; 3. East Troy, 1:47.06; 4. Somerset, 1:47.53; 5. Tomahawk, 1:47.60; 6. Kettle Moraine Lutheran, 1:47.67; 7. Notre Dame, 1:47.93; 8. Milwaukee Lutheran, 1:50.69; 9. Arcadia, 1:54.25. **Preliminaries** - 1. Milwaukee Lutheran, 1:43.22\*; 2. Omro, 1:44.31; 3. Arcadia, 1:45.54; 4. Somerset, 1:45.92; 5. Notre Dame, 1:46.30; 6. Catholic Memorial, 1:46.37; 7. Tomahawk, 1:47.02; 8. East Troy, 1:47.03; 9. Kettle Moraine Lutheran, 1:47.56; 10. Prescott, 1:48.10; 11. Southern Door, 1:48.42; 12. West De Pere, 1:48.85; 13. Columbus, 1:49.18; 14. Brodhead/Juda, 1:49.51; 15. Bloomer, 1:49.77; 16. Platteville, 1:50.66.

**400 Meter Dash Finals** - 1. Lauren Unser, West Salem, 56.61; 2. Maya Vazquez, Arcadia, 56.65; 3. Alaina Murphy, Seymour, 56.98; 4. April Hanson, Clintonville, 57.90; 5. Kelly Stewart, Amery, 58.53; 6. Laurel Raye, Sturgeon Bay, 58.96; 7. Tia Nowak, East Troy, 59.31; 8. Briana Dunkleberger, Lake Mills, 59.48; 9. Carlye Schuh, Xavier, 1:01.89. **Preliminaries** - 1. Lauren Unser, West Salem, 56.37; 2. Maya Vazquez, Arcadia, 56.46; 3. April Hanson, Clintonville, 56.53; 4. Alaina Murphy, Seymour, 57.13; 5. Kelly Stewart, Amery, 57.52; 6. Tia Nowak, East Troy, 57.79; 7. Laurel Raye, Sturgeon Bay, 58.39; 8. Carlye Schuh, Xavier, 58.50; 9. Briana Dunkleberger, Lake Mills, 58.58; 10. Emilie Kay, Platteville, 59.06; 11. Katie Duggleby, McFarland, 1:00.16; 12. Angelica Balderas, Mayville, 1:00.19; 13. Carlie Melstrom, Ellsworth, 1:00.25; 14. Kiera Ausler-Shaw, Pewaukee, 1:00.35; 15. Jenna Slaughter, Osseo-Fairchild, 1:02.10; 16. Megan Gwyn, Northland Pines, 1:04.09.

**400 Meter Relay Finals** - 1. Milwaukee Lutheran (Amber Leazer, Rayna Thompson, Alex Schad, Chelsea Jordan), 50.51; 2. Somerset, 50.73; 3. Rice Lake, 50.82; 4. Catholic Memorial, 51.03; 5. Osceola, 51.22; 6. Xavier, 51.56; 7. Sheboygan Falls, 51.60; 8. Mishicot, 51.97; 9. Tomahawk, 53.16. **Preliminaries** - 1. Milwaukee Lutheran, 49.49; 2. Somerset, 49.64; 3. Catholic Memorial, 50.58; 4. Xavier, 50.77; 5. Rice Lake, 50.87; 6. Sheboygan Falls, 51.38; 7. Osceola, 51.48; 8. Tomahawk, 51.75; 9. Mishicot, 51.78; 10. Clinton, 51.85; 10. Monroe, 51.85; 12. Kettle Moraine Lutheran, 52.02; 13. Wisconsin Dells, 52.11; 14. Columbus, 52.13; 15. West De Pere, 52.22; 16. Platteville, 53.02.

**300 Meter Low Hurdles Finals** - 1. Ashley Maxon, Random Lake, 45.35; 2. Megan Gwyn, Northland Pines, 46.04; 3. Amelia Campbell, Sturgeon Bay, 46.23; 4. Sheila Opelt, Neillsville, 46.36; 5. Taylor Olson, Aquinas, 46.62; 6. Stephanie Zambrowicz, Ripon, 47.01; 7. Jessica Will, Omro, 47.45; 8. Denay Hering, Lake Mills, 47.50; 9. Myriel Werner, Randolph/Cambria-Friesland, 48.37. **Preliminaries** - 1. Taylor Olson, Aquinas, 46.30; 2. Amelia Campbell, Sturgeon Bay, 46.45; 3. Sheila Opelt, Neillsville, 46.53; 4. Ashley Maxon, Random Lake, 46.84; 5. Stephanie Zambrowicz, Ripon, 47.18; 6. Megan Gwyn, Northland Pines, 47.25; 7. Denay Hering, Lake Mills, 47.62; 8. Jessica Will, Omro, 47.68; 9. Myriel Werner, Randolph/Cambria-Friesland, 47.87; 10. Marissa Mahr, Stanley-Boyd, 48.04; 11. Sam Becker, Mishicot, 48.21; 12. Lydia Kuhl, Ellsworth, 48.40; 13. Erin Kline, Luxemburg-Casco, 48.57; 14. Cheyanne Reglin, Arcadia, 48.75; 15. Rachel Pope, Dodgeville/Mineral Point, 48.84; 16. Liz Tanner, Big Foot, 49.15.

**800 Meter Run Finals** - 1. Kelly Stewart, Amery, 2:14.36; 2. Courtney Oldenburg, West Salem, 2:15.38; 3. Madeline Hauptert, Aquinas, 2:16.59; 4. Elizabeth Simak, Hayward, 2:16.75; 5. Tricia Serres, Platteville, 2:17.57; 6. Kristin Lillie, Brown Deer, 2:18.40; 7. Kylee Verhasselt, Freedom, 2:21.67; 8. Emily Bachhuber, Shorewood, 2:21.90; 9. Macy Olson, Ellsworth, 2:23.09; 10. Nicole Hanson, Clintonville, 2:24.19; 11. Shannon Nemetz, Denmark, 2:24.26; 12. Alyssa Duncan, East Troy, 2:24.60; 13. Jessa Hackman, Catholic Memorial, 2:24.63; 14. Kendal Wormuth, Wittenberg-Biramwood, 2:26.31; 15. Monica Emerson, Somerset, 2:26.67; 16. Katie Raymond, Pioneer Westfield, 2:26.75.

**200 Meter Dash Finals** - 1. Maya Vazquez, Arcadia, 25.32; 2. Jasmine Haines, East Troy, 25.57; 3. Lauren Unser, West Salem, 25.84; 4. Deysha Smith-Jenkins, Dominican, 25.98; 5. April Hanson, Clintonville, 26.11; 6. Raquel Ebbe, Nekoosa, 26.45; 7. Alaina Murphy, Seymour, 26.50; 8. Haley Kerkhoff, Notre Dame, 26.55; 9. Angelica Balderas, Mayville, 26.77. **Preliminaries** - 1. Maya Vazquez, Arcadia, 25.28; 2. Jasmine Haines, East Troy, 25.75; 3. Deysha Smith-Jenkins, Dominican, 25.85; 4. Lauren Unser, West Salem, 25.94; 5. April Hanson, Clintonville, 26.07; 6. Alaina Murphy, Seymour, 26.56; 7. Raquel Ebbe, Nekoosa, 26.57; 8. Haley Kerkhoff, Notre Dame, 26.57; 9. Angelica Balderas, Mayville, 26.98; 10. Carlie Melstrom, Ellsworth, 27.05; 11. Hillary Hughes, Wisconsin Heights, 27.07; 12. Alicia Potting, Somerset, 27.10; 13. Talia Budz, Oconto Falls, 27.26; 14. Stephanie Popp, Laconia, 27.27; 15. Claire Poethke, Rice Lake, 27.35; 16. Hannah Mueller, Colby, 27.58.

**3200 Meter Run Finals** - 1. Brea Tinney, Osceola, 10:46.51; 2. Kayla Wagner, Baldwin-Woodville, 10:46.87; 3. Samantha Bluske, Pardeeville, 11:01.30; 4. Allie Woodward, Notre Dame, 11:04.69; 5. Morgan Sickels, Catholic Memorial, 11:08.17; 6. Karyn Genrich, Two Rivers, 11:16.56; 7. Marya Haegler, Winnebago Lutheran Academy, 11:21.86; 8. Hannah Frett, Pewaukee, 11:40.16; 9. Caitlin Dachelet, Luxemburg-Casco, 11:41.58; 10. Kelsey Novak, West Salem, 11:45.77; 11. Kaitlynn McCluskey, Freedom, 11:46.87; 12. Danica Harrison, Auburndale, 11:49.02; 13. Ali Olson, Bloomer, 11:49.38; 14. Tess Seichter, Monroe, 11:51.57; 15. Angela McKenzie, Whitewater, 11:51.73; 16. Shelby Owens, Dodgeville/Mineral Point, 11:55.45.

**1600 Meter Relay Finals** - 1. Seymour (Justine Mehojah, Ashley Effa, Stephanie Ambrosius, Alaina Murphy), 4:02.05; 2. Lake Mills, 4:02.12; 3. East Troy, 4:02.61; 4. Notre Dame, 4:03.84; 5. Arcadia, 4:04.81; 6.

Clintonville, 4:05.60; 7. Lakeside Lutheran, 4:05.61; 8. Sturgeon Bay, 4:08.73; 9. Hayward, 4:10.41. **Preliminaries** - 1. Seymour, 4:02.87; 2. Lake Mills, 4:03.03; 3. East Troy, 4:03.84; 4. Notre Dame, 4:03.87; 5. Clintonville, 4:04.69; 6. Lakeside Lutheran, 4:05.48; 7. Arcadia, 4:05.55; 8. Sturgeon Bay, 4:06.35; 9. Hayward, 4:06.77; 10. Monroe, 4:07.20; 11. Shorewood, 4:08.12; 12. Wisconsin Dells, 4:10.10; 13. Ellsworth, 4:11.09; 14. Tomahawk, 4:12.55; 15. Platteville, 4:12.88; 16. Prescott, 4:16.13.

### Girls Division 3 Teams

1. Newman Catholic 54; 2. Edgar 50.50; 3. Independence/Gilmanton 40.50; 4. Whitehall 38; 5. Florence 36; 6. Regis 33; 7. Frederic 32; 8. Cuba City 29; 9. Marathon 23; 10. Niagara 22; 10. The Prairie School 22; 12. Catholic Central 21; 13. University Lake School 20; 14. Pittsville 19; 15. Markesan 18; 16. Iola-Scandinavia 14; 17. Sheboygan Area Lutheran 13; 18. Algoma 11; 18. Racine Lutheran 11; 18. Cashton 11; 18. Luther 11; 22. Colfax 10; 22. Stratford 10; 24. Gibraltar 9; 24. Oshkosh Lourdes 9; 24. Reedsville 9; 24. Pecatonica/Argyle 9; 28. Rosholt 8; 29. Black Hawk 7; 30. Wild Rose 6; 30. Tigerton 6; 30. Hilbert 6; 30. Port Edwards 6; 30. Bangor 6; 35. Belmont 5; 35. Shell Lake 5; 35. Darlington 5; 38. Loyal 4; 38. Rio 4; 38. Coleman 4; 38. Columbus Catholic 4; 38. Fennimore 4; 43. Pacelli 3; 43. Albany 3; 43. Drummond 3; 43. Siren 3; 43. Wayland Academy 3; 48. Manitowoc Lutheran 2; 48. De Soto 2; 48. Wauzeka-Stauben 2; 48. Saint Mary Central 2; 48. Suring 2; 48. Gillett 2; 48. Sevastopol 2; 48. Central Wisconsin Christian 2; 56. Brookfield Academy 1; 56. Princeton 1; 56. Deerfield 1; 56. Mercer 1; 56. Spring Valley 1 and 56. Crivitz 1.

### Girls Division 3 Individuals

#### Pole Vault Finals

1. Kelsey Temanson, Stratford, 10-06.00; 2. Faryn Wirkus, Edgar, 10-06.00; 3. Stephanie Peters, Bangor, 10-03.00; 4. Paige Van Rixel, Marathon, 10-00.00; 5. Steph Walek, Independence/Gilmanton, 9-06.00; 5. Hannah Pospyhalla, Edgar, 9-06.00; 7. Stephanie School, Suring, 9-06.00; 8. Jenne Wiedemeier, Crivitz, 9-06.00; 9. Shaina Pardun, Webster, 9-00.00; 10. Lydia Sondalle, Princeton, 9-00.00; 11. Cassie McAnallen, Whitehall, 9-00.00; 11. Amber Rogers, Deerfield, 9-00.00; 13. Megan Connolly, Newman Catholic, 8-06.00; 14. Tiffanni Stout, Waterloo, 8-06.00; 15. Kara Krahenbuhl, Darlington, 8-06.00; 16. Karen Burrows, Cuba City, 8-06.00; 17. Jennifer Toutant, Cornell, 8-00.00; 17. Emily Erickson, Cornell, 8-00.00; 17. Mackenzie Miller, Glenwood City, 8-00.00; -- Micaela Grosbeier, Algoma, NH.

#### High Jump Finals

1. Rachel Melum, Iola-Scandinavia, 5-09.00\*; 2. Katie Langmeier, Cuba City, 5-04.00; 3. Jenna Breaker, Tigerton, 5-04.00; 4. Kayla Simon, Regis, 5-02.00; 5. Rachel Aumann, Racine Lutheran, 5-02.00; 6. Anne Rauschert, Wayland Academy, 5-00.00; 7. Megan Marfilius, Wauzeka-Stauben, 5-00.00; 8. Katelyn Neck, Spring Valley, 5-00.00; 9. Katie Siewert, Newman Catholic, 5-00.00; 10. Audra Winter, Manitowoc Lutheran, 5-00.00; 11. Erin Pleshek, Gresham Community/Bowler, 4-10.00; 12. Crystal Oravis, Drummond, 4-08.00; 12. Hailey Brown, Royall, 4-08.00; 14. Hannah Kippes, Prairie Farm, 4-08.00; -- Valerie Kasper, Hilbert, NH; -- Colleen Slattery, Cashton, NH.

#### Long Jump Finals

1. Aileen Lemanski, Florence, 18-06.50\*; 2. Chelsey Simon, Whitehall, 17-08.00; 3. Jessi Smith, Luther, 17-07.00; 4. Casey Hasenstein, Sheboygan Area Lutheran, 17-07.00; 5. Emily Kaiser, Cuba City, 17-06.00; 6. Jade Johnson, Frederic, 16-10.75; 7. Kristin LeClair, Manitowoc Lutheran, 16-07.00; 8. Kayla Simon, Regis, 16-05.25; 9. Rachel Melum, Iola-Scandinavia, 16-04.50; 10. Jenna Breaker, Tigerton, 16-02.50; 11. Chelsey Reiersen, Rio, 16-00.00; 12. Jill Niles, New Lisbon, 15-09.00; 13. Kristin Kresse, Suring, 15-06.25; 14. Evelyn Theisen, Regis, 15-04.50; 15. Laura Martin, River Ridge, 15-02.75; 16. Katie Hanson, Fall Creek, 14-11.00; -- Kiah Simon, Algoma, ND.

#### Triple Jump Finals

1. Bria Halama, Independence/Gilmanton, 36-06.00; 2. Kayla Simon, Regis, 34-11.00; 3. Katie Brownson, Florence, 33-09.50; 4. Casey Hasenstein, Sheboygan Area Lutheran, 33-09.00; 5. Caitlin Thomson, Whitehall, 33-06.75; 6. Valerie Kasper, Hilbert, 33-05.00; 7. Emily Schuster, Newman Catholic, 33-02.50; 8. Jennifer Brochtrup, Reedsville, 32-11.50; 9. Margo

Rosandick, Pittsville, 32-11.25; 10. Jill Niles, New Lisbon, 32-02.25; 11. Katie Place, Black Hawk, 32-01.50; 12. Jade Johnson, Frederic, 31-04.50; 13. Danielle Muntner, Wild Rose, 30-09.00; 14. Jordyn Mark, Elmwood/Plum City, 29-11.50; -- Sheree Wiemann, Abundant Life Christian, ND; -- Sydney Stephens, Cadott, FOUL.

#### Discus Throw Finals

1. Jecel Gerner, Markesan, 127-07; 2. Mary Theisen, Regis, 127-07; 3. Megan Elliott, Marathon, 121-11; 4. Jamie Barker, Algoma, 114-00; 5. Bria Derickson, Iola-Scandinavia, 110-05; 6. Ashley Guevara, Siren, 110-04; 7. Janice Rasmussen, De Soto, 109-05; 8. Nicole Roeder, Mercer, 109-04; 9. Connie Vang, Port Edwards, 107-10; 10. Theresa Nowak, Coleman, 106-08; 11. Leah Nass, Manitowoc Lutheran, 104-04; 12. Krystal Hubbard, Fennimore, 104-04; 13. Michelle Pehler, Cochrane-Fountain City, 102-05; 14. Kassi Kamps, Belmont, 101-11; 15. Cicely Hunter, Kenosha St. Joseph, 97-01.

#### Shot Put Finals

1. Mary Theisen, Regis, 44-08.75; 2. Jecel Gerner, Markesan, 44-00.50; 3. Stevie Schley, Algoma, 38-03.50; 4. Kassi Kamps, Belmont, 37-11.50; 5. Haley Zakrzewski, Rosholt, 37-05.50; 6. Connie Vang, Port Edwards, 36-10.25; 7. Megan Elliott, Marathon, 36-01.50; 8. Morgan Weir, Princeton, 34-10.25; 9. Olivia Bundy, Whitehall, 34-07.25; 10. Bailey Sauerwein, Whitehall, 33-00.00; 11. Krystal Hubbard, Fennimore, 32-11.00; 12. Lainey Hafeman, Algoma, 32-09.00; 13. Mary Graese, Glenwood City, 32-05.75; 14. Danielle McCord, Athens, 32-01.00; 15. Amber Ebben, McDonell Central, 31-03.00; 16. Reba Smallwood, Webster, 30-06.00.

#### 3200 Meter Relay Finals

1. Frederic (Samantha Nelson, Megan Anderson, Sarah Knauber, Calla Karl), 9:39.67\*; 2. Newman Catholic, 9:42.36; 3. Edgar, 9:46.71; 4. Pittsville, 9:54.11; 5. Oshkosh Lourdes, 9:57.67; 6. Sheboygan Area Lutheran, 10:01.54; 7. Fennimore, 10:03.00; 8. Regis, 10:03.92; 9. Waterloo, 10:05.01; 10. Darlington, 10:07.14; 11. Fall Creek, 10:11.02; 12. McDonell Central, 10:12.86; 13. Albany, 10:23.73; 14. Rosholt, 10:25.82; 15. Cedar Grove-Belgium, 10:27.75; 16. Bangor, 10:46.96.

#### 100 Meter High Hurdles Finals

1. Cheyenne Gray, Independence/Gilmanton, 15.49; 2. Teresa Rock, Newman Catholic, 15.57; 3. Tessa Thurs, Edgar, 15.98; 4. Annie Dahl, Cashton, 16.03; 5. Kyrsten Carter, Coleman, 16.30; 6. Devan Brugger, Albany, 16.56; 7. Caitlin Thomson, Whitehall, 16.72; 8. Sara Halpin, Colfax, 16.86; 9. Maggie Stevens, Racine Lutheran, 17.84. **Preliminaries** - 1. Teresa Rock, Newman Catholic, 15.93; 2. Cheyenne Gray, Independence/Gilmanton, 16.00; 3. Tessa Thurs, Edgar, 16.06; 4. Maggie Stevens, Racine Lutheran, 16.24; 5. Annie Dahl, Cashton, 16.26; 6. Caitlin Thomson, Whitehall, 16.45; 7. Kyrsten Carter, Coleman, 16.57; 8. Sara Halpin, Colfax, 16.60; 9. Devan Brugger, Albany, 16.74; 10. Maddie Witucki, Rosholt, 16.92; 11. Keturah Vangen, Rio, 17.01; 12. Heather Incauskis, Bruce, 17.23; 13. Jael Cornell, Algoma, 17.25; 14. Sydney Stephens, Cadott, 17.50; 15. Mackenzie Miller, Glenwood City, 17.64; 16. Danielle Giltsdorf, Reedsville, 18.11.

#### 100 Meter Dash Finals

1. Chelsey Simon, Whitehall, 12.60; 2. Paige Wirkus, Marathon, 12.90; 3. Aileen Lemanski, Florence, 13.08; 4. Jena Heidmann, Edgar, 13.22; 5. Mariah Heiman, Columbus Catholic, 13.26; 6. Sage Karl, Frederic, 13.32; 7. Laney Kemink, Central Wisconsin Christian, 13.33; 8. Emily Dittman, Edgar, 13.35; 9. Whitney Cerveny, Gresham Community/Bowler, 13.47. **Preliminaries** - 1. Chelsey Simon, Whitehall, 12.20\*; 2. Aileen Lemanski, Florence, 12.55; 3. Jena Heidmann, Edgar, 12.75; 4. Paige Wirkus, Marathon, 12.78; 5. Emily Dittman, Edgar, 12.86; 6. Sage Karl, Frederic, 12.97; 7. Mariah Heiman, Columbus Catholic, 12.99; 8. Whitney Cerveny, Gresham Community/Bowler, 13.02; 9. Laney Kemink, Central Wisconsin Christian, 13.03; 10. Michelle Mangin, Reedsville, 13.21; 11. Hailey Meier, Black Hawk, 13.23; 12. Emilie Hoepfner, Luther, 13.24; 12. Holly Aspenson, Seneca, 13.24; 14. Whitney Krueger, Hilbert, 13.27; 15. Haley Rasmussen, Oshkosh Lourdes, 13.40; 16. Sara Halpin, Colfax, 13.41; 17. Heather Johnson, Drummond, 13.43; 18. Amanda Von Haden, Fall Creek, 13.53.

#### 1600 Meter Run Finals

1. Molly Seidel, University Lake School, 5:02.52; 2. Carli Kronstedt,

Pittsville, 5:03.78; 3. Alexis Mikaelian, The Prairie School, 5:07.41; 4. Sarah McMahon, Colfax, 5:08.14; 5. Elise Sigg, Pecatonica/Argyle, 5:11.64; 6. Annette Lemanski, Florence, 5:17.09; 7. Amanda Batterman, Saint Mary Central, 5:23.33; 8. Mackenzie Weber, Oshkosh Lourdes, 5:24.15; 9. Kendra Sigg, Pecatonica/Argyle, 5:28.48; 10. Rachel Wells, Owen-Withee, 5:30.82; 11. Katie Siewert, Newman Catholic, 5:34.29; 12. Sarah Gronemus, Cashton, 5:35.44; 13. Sarah Howe, Siren, 5:36.26; 14. Molly Osuldsen, Bruce, 5:37.80; 15. Kelsey Bernet, Monticello, 5:41.19.

#### 800 Meter Relay Finals

1. Newman Catholic (Sarah Connolly, Andrea Schuster, Teresa Rock, Emily Schuster), 1:46.58; 2. Cuba City, 1:47.65; 3. Whitehall, 1:49.37; 4. Gibraltar, 1:49.53; 5. Cashton, 1:50.19; 6. Darlington, 1:50.94; 7. Drummond, 1:51.35; 8. Deerfield, 1:51.89; -- Edgar, DQ. **Preliminaries** - 1. Newman Catholic, 1:45.25; 2. Edgar, 1:46.58; 3. Whitehall, 1:46.61; 4. Cuba City, 1:47.72; 5. Gibraltar, 1:49.41; 6. Cashton, 1:50.10; 7. Drummond, 1:50.26; 8. Darlington, 1:50.37; 9. Deerfield, 1:50.39; 10. Pittsville, 1:51.36; 11. Shell Lake, 1:51.48; 12. Marion, 1:51.69; 13. Colfax, 1:52.06; 14. Elmwood/Plum City, 1:53.14; 15. Cedar Grove-Belgium, 1:55.61; 16. Central Wisconsin Christian, 1:55.98.

#### 400 Meter Dash Finals

1. Gretchen Homan, Catholic Central, 57.16; 2. Jamie Vandenberg, Niagara, 57.96; 3. Bria Halama, Independence/Gilmanton, 59.54; 4. Jen Cassel, Shell Lake, 1:01.19; 5. Alli Johnston, Loyal, 1:01.54; 6. Chelsey Yenter, Rosholt, 1:01.91; 7. Hailey Meier, Black Hawk, 1:02.74; 8. Kylie Wrenn, Brookfield Academy, 1:03.43; 9. Calla Karl, Frederic, 1:03.72. **Preliminaries** - 1. Bria Halama, Independence/Gilmanton, 56.86; 2. Jamie Vandenberg, Niagara, 59.58; 3. Gretchen Homan, Catholic Central, 1:00.24; 4. Kylie Wrenn, Brookfield Academy, 1:00.65; 5. Alli Johnston, Loyal, 1:00.74; 6. Hailey Meier, Black Hawk, 1:00.93; 7. Chelsey Yenter, Rosholt, 1:01.37; 8. Calla Karl, Frederic, 1:01.51; 9. Jen Cassel, Shell Lake, 1:01.88; 10. Amy Werner, Three Lakes, 1:01.92; 11. Natalie Buyarski, Oshkosh Lourdes, 1:02.21; 12. Carrie Miller, Bangor, 1:02.70; 13. Rachel Kolbeck, Trinity Academy, 1:02.72; 14. Britany Campion, Clear Lake, 1:02.95; 15. Amanda Rothbauer, Colfax, 1:03.08.

#### 400 Meter Relay Finals

1. Frederic (Candace Buck, Tanesha Carlson, Jade Johnson, Sage Karl), 51.72; 2. Reedsville, 52.13; 3. Wild Rose, 52.26; 4. Black Hawk, 52.35; 5. Newman Catholic, 52.74; 6. Port Edwards, 52.82; 7. Cashton, 53.17; 8. Edgar, 53.56; 9. Regis, 53.66. **Preliminaries** - 1. Newman Catholic, 50.44\*; 2. Cashton, 50.69; 3. Reedsville, 51.12; 4. Edgar, 51.23; 4. Frederic, 51.23; 6. Wild Rose, 51.43; 7. Regis, 51.51; 8. Black Hawk, 51.60; 9. Port Edwards, 52.04; 10. Gibraltar, 52.06; 11. Manitowoc Lutheran, 52.32; 12. Deerfield, 52.70; 13. Whitehall, 52.73; 14. Elmwood/Plum City, 52.91; 15. Darlington, 53.15; -- Clear Lake, FS.

#### 300 Meter High Hurdles Finals

1. Tessa Thurs, Edgar, 45.71; 2. Teresa Rock, Newman Catholic, 46.41; 3. Katie Langmeier, Cuba City, 46.60; 4. Jessi Smith, Luther, 46.74; 5. Keturah Vangen, Rio, 47.15; 6. Maggie Stevens, Racine Lutheran, 47.54; 7. Shannon Schaal, Gillett, 48.42; 8. Crystal Oravis, Drummond, 48.97; 9. Annie Dahl, Cashton, 49.36. **Preliminaries** - 1. Teresa Rock, Newman Catholic, 46.70; 2. Tessa Thurs, Edgar, 47.25; 3. Katie Langmeier, Cuba City, 47.32; 4. Jessi Smith, Luther, 47.90; 5. Maggie Stevens, Racine Lutheran, 48.07; 6. Annie Dahl, Cashton, 48.10; 7. Crystal Oravis, Drummond, 48.12; 8. Keturah Vangen, Rio, 48.77; 9. Shannon Schaal, Gillett, 48.97; 10. Castele Miller, Regis, 48.97; 11. Mackenzie Reinke, Wild Rose, 49.41; 12. Steph Walek, Independence/Gilmanton, 49.42; 13. Amanda Yenter, Rosholt, 49.50; 14. Alissa Kluever, Hilbert, 49.62; 15. Katelynne Folkers, Fall Creek, 50.94; 16. Danielle Giltsdorf, Reedsville, 52.19; 17. Miranda Retz, Boyceville, 52.80.

#### 800 Meter Run Finals

1. Jamie Vandenberg, Niagara, 2:14.63; 2. Alexis Mikaelian, The Prairie School, 2:16.99; 3. Natalie Jozik, Newman Catholic, 2:18.90; 4. Calla Karl, Frederic, 2:19.61; 5. Ashley Aune, Gibraltar, 2:19.91; 6. Ana Breit, Pacelli, 2:19.95; 7. Jerica Nelson, Fennimore, 2:21.86; 8. Sarah McMahon, Colfax, 2:23.14; 9. Breland Prochaska, Fennimore, 2:25.83; 10. Connie Urmanski, Edgar, 2:26.14; 11. Natalie Buyarski, Oshkosh

# Girls Track & Field

Lourdes, 2:26.39; 12. Amanda Karnopp, Sevastopol, 2:28.58; 13. Alexa Nutter, Fennimore, 2:29.31; 14. Becky Hartung, Elmwood/Plum City, 2:30.36; 15. Mackenzie Koss, Bangor, 2:30.76; 16. Sarah Howe, Siren, 2:30.80.

**200 Meter Dash Finals** – 1. Gretchen Homan, Catholic Central, 25.32; 2. Chelsey Simon, Whitehall, 25.43; 3. Bria Halama, Independence/Gilmanton, 26.04; 4. Aileen Lemanski, Florence, 26.26; 5. Maggie Stevens, Racine Lutheran, 26.46; 6. Lexie Schaffer, Hilbert, 26.62; 7. Paige Wirkus, Marathon, 26.96; 8. Sage Karl, Frederic, 27.03; 9. Emily Kaiser, Cuba City, 27.55. **Preliminaries** - 1. Chelsey Simon, Whitehall, 26.06; 2. Bria Halama, Independence/Gilmanton, 26.14; 3. Gretchen Homan, Catholic Central, 26.24; 4. Aileen Lemanski, Florence, 26.53; 5. Lexie Schaffer, Hilbert, 26.79; 6. Maggie Stevens, Racine Lutheran, 26.80; 7. Sage Karl, Frederic, 26.90; 8. Paige Wirkus, Marathon, 26.97; 9. Emily Kaiser, Cuba City,

27.06; 10. Hannah Pospyhalla, Edgar, 27.24; 11. Laney Kemink, Central Wisconsin Christian, 27.49; 12. Breana Leis, Cashton, 27.70; 13. Makayla Hecker, Wild Rose, 27.93; 14. Serina Anglin, Drummond, 28.24; 15. Sheena Symmank, Prentice, 28.39; 16. Paige Taylor, Augusta, 28.57.

**3200 Meter Run Finals** – 1. Molly Seidel, University Lake School, 10:49.98; 2. Alexis Mikaelian, The Prairie School, 11:14.35; 3. Carli Kronstedt, Pittsville, 11:18.08; 4. Elise Sigg, Pecatonica/Argyle, 11:22.31; 5. Mackenzie Weber, Oshkosh Lourdes, 11:22.32; 6. Sarah McMahon, Colfax, 11:22.52; 7. Sara Hasenjager, Sevastopol, 11:23.41; 8. April Sadogierski, Rosholt, 11:36.03; 9. Samantha Nelson, Frederic, 11:44.24; 10. Brianna Skrzypek, Edgar, 11:52.01; 11. Hana Miehle, Darlington, 12:03.26; 12. Rachel Wells, Owen-Withee, 12:12.70; 13. Amy Bye, McDonell Central, 12:19.59; 14. Kelsey Bernet, Monticello, 12:25.44; 15. Kali Reiersen,

Iola-Scandinavia, 12:35.94; 16. Hannah Robiolio, Darlington, 12:45.05.

**1600 Meter Relay Finals** – 1. Edgar (Hannah Pospyhalla, Connie Urmanski, Erin Rosewicz, Tessa Thurs), 4:05.82; 2. Newman Catholic, 4:05.85; 3. Florence, 4:06.51; 4. Independence/Gilmanton, 4:07.07; 5. Niagara, 4:10.15; 6. Cuba City, 4:11.17; 7. Darlington, 4:11.59; 8. Catholic Central, 4:17.35; 9. Deerfield, 4:17.86. **Preliminaries** - 1. Edgar, 4:07.45; 2. Florence, 4:07.46; 3. Newman Catholic, 4:07.66; 4. Independence/Gilmanton, 4:09.69; 5. Darlington, 4:11.14; 6. Cuba City, 4:11.91; 7. Niagara, 4:11.96; 8. Catholic Central, 4:13.86; 9. Deerfield, 4:15.65; 10. Fennimore, 4:16.61; 11. Flambeau, 4:17.02; 12. Colfax, 4:17.60; 13. Regis, 4:18.83; 14. Fall Creek, 4:19.04; 15. Oshkosh Lourdes, 4:21.38; 16. Hilbert, 4:24.50.

\* - State Record

## Track & Field Records

### Division 1 Records

Pole Vault	Liza Lewis, Ashwaubenon	2003 – 12'6"
High Jump	Wendy Markham, Cedarburg	1980 – 6'0"
Long Jump	Brittany Rusch, Wausau East	1994 – 18'11 1/2"
Triple Jump	Lee Ann Majerle, D.C. Everest	1987 – 39'5 3/4"
Discus	Jill Pedretti, Verona Area	1999 – 169'10"
Shot Put	Heidi Baerenwald, Appleton East	2008 – 46'3 1/2"
3200 Meter Relay	Marinette (Suzi St. Clair, Jodi Bolen, Janet Westphal, Jenni Westphal)	1994 – 9:03.38
100 Meter High Hurdles	Jennie Evans, Waukesha South (Prelims)	1988 – 14.60
100 Meter Dash	Tasha Allen, Milwaukee North (Prelims)	2009 – 11.76
	Dezerea Bryant, Milwaukee Bradley Technical (Prelims)	2009 – 11.76
1600 Meter Run	Brooke Novak, Kaukauna	2001 – 4:43.20
800 Meter Relay	Milwaukee Bradley Technical (Dezerea Bryant, Sharonda York, Symona Gregory, Jasmyn Hudgins)	2008 – 1:38.46
400 Meter Dash	Tasha Allen, Milwaukee North (Prelims)	2009 – 55.19
400 Meter Relay	Milwaukee King (Shalessa Smith, Chanel Franklin, Uniqua Taylor, Kennaye Lewis) (Prelims)	2009 – 57.74
300 Meter Low Hurdles	Angie Bruecker, Seymour (Prelims)	1997 – 43.46
800 Meter Run	Suzy Favor, Stevens Point	1985 – 2:09.88
200 Meter Dash	Chidera Obasih, Brookfield Central (Prelims)	2009 – 23.85
3200 Meter Run	Lori Wolter, Sauk Prairie	1985 – 10:15.40
1600 Meter Relay	Milwaukee North (Theresa Wright, Sherry Miller, LaDonna Foster, LaRhonda Bearden) (Prelims)	1980 – 3:55.19

### Division 2 Records

Pole Vault	Laura Massey, Lancaster/Potosi	2004 – 12'3"
High Jump	Becca Buchholtz, East Troy	2007 – 5'9"
Long Jump	Heather Hyland, Nekoosa	1993 – 18'11"
Triple Jump	Hillary Hyland, Nekoosa	1997 – 38'4"
Discus	Amber Curtis, Brodhead	2002 – 153'11"
Shot Put	Amanda Nechuta, Mosinee	2001 – 45'1 1/2"
3200 Meter Relay	Pewaukee (Amy Wike, Kelly Preibe, Amy Kempen, Jennie Stoll)	2004 – 9:21.67
100 Meter High Hurdles	Melissa Talbot, Freedom (Prelims)	2002 – 14.64
100 Meter Dash	Tasha Allen, Milwaukee North	2008 – 11.99
1600 Meter Run	Ashley Beutler, Belleville/New Glarus	2007 – 4:48.37
800 Meter Relay	Milwaukee Lutheran (Amber Leazer, Joshlynn Eaton, Chelsea Jordan, Raynna Thompson) (Prelims)	2009 – 1:43.22
400 Meter Dash	Kim Tiller, Richland Center	1985 – 56.09
400 Meter Relay	Brown Deer (Sydney Nelson, Ariel Kinlow, Chelsea Stingley, Kayan Senaya) (Prelims)	2008 – 49.35
300 Meter Low Hurdles	Melissa Talbot, Freedom	2002 – 44.03
800 Meter Run	Marcia Taddy, Two Rivers	2002 – 2:12.20
200 Meter Dash	Tasha Allen, Milwaukee North	2008 – 24.79
3200 Meter Run	Ashley Beutler, Belleville/New Glarus	2008 – 10:33.43
1600 Meter Relay	Columbus (Danielle Miller, Christie Jahnke, Heather Miller, Emily Raymond)	2004 – 3:58.13

### Division 3 Records

Pole Vault	Jamie Scott, Rosholt	2005 – 11'0"
High Jump	Lisa Townsend, Elk Mound	1992 – 5'9"
	Kate Juedes, Clear Lake	1998 – 5'9"
	Rachel Melum, Iola-Scandinavia	2009 – 5'9"
Long Jump	Aileen Lemanski, Florence	2009 – 18'6 1/2"
Triple Jump	Deb Hafenstein, Waterloo	1985 – 37'3"
Discus	Kami Sweet, Riverdale	2003 – 148'9"
Shot Put	Jamae Gjermo, Deerfield	2002 – 46'7 1/4"
3200 Meter Relay	Frederic (Samantha Nelson, Megan Anderson, Sarah Knauber, Calla Karl)	2009 – 9:39.67
100 Meter High Hurdles	Megan Rennhack, Dodgegeland	2008 – 14.63
100 Meter Dash	Linda Gassner, Marathon	1986 – 12.2
	Chelsey Simon, Whitehall	2009 – 12.20
1600 Meter Run	Heather Murphy, North Crawford	1991 – 5:01.31
800 Meter Relay	Poynette (Angie Hillestad, Dori Branish, Sarah Kohrt, Erika Jeschke)	1985 – 1:44.37
400 Meter Dash	Jamie Vandenberg, Niagara	2008 – 56.15
400 Meter Relay	Newman Catholic (Sarah Connolly, Andrea Schuster, Hanna Prosocki, Emily Schuster) (Prelims)	2009 – 50.44
300 Meter Low Hurdles	Megan Rennhack, Dodgegeland	2008 – 43.75
800 Meter Run	Jamie Vandenberg, Niagara	2008 – 2:13.29
200 Meter Dash	Kristen Barr, Newman	2004 – 25.14
3200 Meter Run	Molly Seidel, University Lake School	2009 – 10:49.98
1600 Meter Relay	Rosholt (Tracy Wierzba, Jamie Scott, Laura Cook, Laura Simonis)	2005 – 4:00.41

## Sectional Team Results

**Division 1****ASHWAUBENON**

Stevens Point 85, Appleton North 72.50, Ashwaubenon 67.50, Green Bay Preble 63, Bay Port 58, Wisconsin Rapids Lincoln 54, Pulaski 52, De Pere 51, Appleton East 45, Green Bay Southwest 35, Green Bay East 28, Waupaca 26, Appleton West 23, Hortonville 20, New London 12 and Shawano Community 9.

**BEAVER DAM**

Kimberly 95, Plymouth 74, Fond du Lac 69, Sheboygan North 62, Slinger 55, West Bend East 55, Oshkosh West 48, Oshkosh North 47, Kaukauna 41, Port Washington 34, Hartford Union 26.50, Manitowoc Lincoln 24.50, Beaver Dam 21, Neenah 16, Sheboygan South 14, West Bend West 12 and Menasha 4.

**BROOKFIELD EAST**

Brookfield Central 122, Milwaukee Bradley Technical 93, Waukesha West 78, Kettle Moraine 52, Waukesha North 46, Wauwatosa West 42, Waukesha South 40, Wauwatosa East 39, Divine Savior Holy Angels 38, Brookfield East 36, Hamilton 31, West Allis Central 23, West Allis Hale 21, Milwaukee Marshall/Languages 12, Milwaukee Washington 11 and New Berlin Eisenhower 11.

**BURLINGTON**

Sun Prairie 110, Janesville Parker 70, Burlington 70, Badger 56, Verona Area 54, Beloit Memorial 48, Kenosha Tremper 44, Stoughton 41, Janesville Craig 40, Elkhorn Area 36, Oregon 32, Waterford 31, Westosha Central 22, Kenosha Bradford 15, Milton 13, Fort Atkinson 12 and Wilmot Union 4.

**HOMESTEAD**

Arrowhead 127.50, Whitefish Bay 83.50, Milwaukee King 78, Germantown 62, Watertown 58, Milwaukee Vincent 58, Nicolet 52, Homestead 48, Milwaukee North 30, Milwaukee Custer 29, Cedarburg 24, Menomonee Falls 19, Oconomowoc 14, Grafton 10, Milwaukee Riverside University H.S. 3 and Milwaukee Madison Academic Campus 1.

**MADISON MEMORIAL**

La Crosse Logan 84.50, Madison La Follette 75, Middleton 71, Onalaska 67.50, Holmen 62, Waunakee 44, Reedsburg Area 41, Madison Memorial 31, Madison East 29, Monona Grove 29, Baraboo 29, Tomah 28, Sauk Prairie 26, Madison West 24, Sparta 24, La Crosse Central 21, DeForest 8 and Portage 2.

**WAUSAU EAST**

Wausau West 96, Hudson 94, Marshfield 62, Eau Claire North 61, New Richmond 59, Eau Claire Memorial 57.50, D.C.

Everest 57.50, River Falls 54, Wausau East 38, Superior 33, Menomonee 30, Lakeland 25, Antigo 18 and Merrill 15.

**WISCONSIN LUTHERAN**

Wisconsin Lutheran 136, Franklin 85, Muskego 80, Oak Creek 70, South Milwaukee 62, Mukwonago 58, Racine Case 47, Pius XI 32, Racine Park 31, Greendale 30, Racine Horlick 22, Greenfield 18, Milwaukee Pulaski 15, Whitnall 9, Milwaukee Bay View 3 and Cudahy 1.

**Division 2****BOSCOBEL**

Arcadia 99, West Salem 97, Monroe 47, Columbus 38.50, Pardeeville 38, Platteville 37, Wisconsin Dells 32, Madison Edgewood 30, Nekoosa 28, Aquinas 26.50, Randolph/Cambria-Friesland 26, McFarland 22, Richland Center 22, Brodhead/Juda 19, Evansville 14, Parkview 12, Marshall 11, Edgerton 11, Lancaster 11, Dodgeville/Mineral Point 11, Wisconsin Heights 10, Black River Falls 10, Mount Horeb/Barneveld 9, Westby 7, Lodi 6, Pioneer Westfield/Montello 5, Poynette 4, Belleville/New Glarus 3, Viroqua 3, Gale-Etrick-Trempealeau 3, River Valley 2 and Turner 2.

**MEDFORD AREA**

Somerset 87.50, Osceola 70, Ellsworth 55, Tomahawk 54, Hayward 49, Neillsville 32, Baldwin-Woodville 30, Northland Pines 29, Amery 28, Bloomer 28, Rice Lake 25, Ashland 23, Stanley-Boyd 22, Osseo-Fairchild 21, Northwestern 17, Colby 16, Prescott 16, Mondovi 15, Ladysmith 14, Turtle Lake/Clayton 13, Auburndale 12, Saint Croix Central 11, Grantsburg 9, Chetek 7, Park Falls 5, Mosinee 5, Altoona 3, Medford Area 2.50, Elk Mound 2 and Barron 1.

**TWO RIVERS**

Seymour 77, Notre Dame 63, Two Rivers 50, Xavier 39, Sturgeon Bay 38, Clintonville 37.50, Luxemburg-Casco 36, Denmark 34, Freedom 33, Omro 29, Mishicot 29, Winneconne 28, Sheboygan Falls 23, Wittenberg-Birnbaumwood 22, West De Pere 19, Oconto Falls 17, Howards Grove 16, New Holstein 15.50, Chilton 15, Valders 15, Southern Door 11, Wrightstown 10, Kiel 7, Little Chute 7, Kewaunee 6, Fox Valley Lutheran 4, Weyauwega-Fremont 4, Brillion 4, Wautoma 4, Berlin 3, Peshigo 3, Marinette 2 and Oconto 1.

**WHITewater**

Milwaukee Lutheran 67, East Troy 57, Lake Mills 56, Catholic Memorial 47, Pewaukee 44, Lakeside Lutheran 38, Whitewater 32, Ripon 29, Brown Deer 28.50, Kettle Moraine Lutheran 28.50, Cambridge 28.33, Shorewood 28, Clinton 24.50, Kewaskum 21.33, Random Lake 18, Mayville 17,

Waupun 17, Winnebago Lutheran Academy 14, Dominican 13, Shoreland Lutheran 12.33, New Berlin West 10, Lomira 8, Big Foot 8, North Fond du Lac 7, University School of Milwaukee 7, Laconia 7, Palmyra-Eagle 7, Horicon 6.50, Jefferson 6, Thomas More 4, Oostburg 4, Saint Francis 4 and Martin Luther 2.

**Division 3****BANGOR**

Whitehall 83, Fennimore 75, Cashton 64.5, Independence/Gilmanton 63.2, Cuba City 53, Darlington 49, Black Hawk 36, Pecatonica/Argyle 36, Bangor 36, Belmont 25, Luther 22, River Ridge 18.6, New Lisbon 18, Albany 17, Monticello 16, Seneca 9, Ithaca 9, Wauzeka-Stauben 9, Hillsboro 8, Melrose-Mindoro 7, Lincoln 6, Chocrane-Fountain City 6, Necedah 6, Cassville 5.6, Royall 5.5, De Soto 5, Blair-Taylor 4, Kickapoo/La Farge 3, Alma 2, Pepin 2, Benton 1, North Crawford 1 and Southwestern 0.6.

**COLFAX**

Regis 110, Frederic 97, Colfax 69, Fall Creek 52, Drummond 42, Siren 28, Elmwood/Plum City 28, Flambeau 28, Webster 25, Cornell 23, Glenwood City 22, McDonell Central 21, Shell Lake 18, Clear Lake 18, Cadott 18, Bruce 17, Spring Valley 14, Owen-Withee 13, Prairie Farm 10, Boyceville 9, Prentice 8, Mercer 8, Cameron 7, Rib Lake 6, Augusta 5, Gilman 2, Lake Holcombe 2, Thorp 1 and Hurley 1.

**MARATHON**

Edgar 113, Newman Catholic 88.50, Marathon 53.50, Pittsville 53, Florence 52, Rosholt 50, Wild Rose 29, Iola-Scandinavia 29, Niagara 27, Pacelli 24, Port Edwards 19, Stratford 17.50, Suring 17.50, Coleman 14.50, Tigerton 14, Columbus Catholic 14, Gillett 13, Loyal 12, Three Lakes 8, Gresham Community/Bowler 8, Marion 8, Athens 7, Manawa 6.50, Amherst 6, Shiocton 4, Conserve/Phelps 4, Crivitz 4, Lena/Saint Thomas Aquinas Academy 3 and Tri-County 3.

**PRINCETON**

Oshkosh Lourdes 54, Hilbert 49, Reedsville 45, Algoma 45, Sheboygan Area Lutheran 42, Gibraltar 39, Racine Lutheran 37, Manitowoc Lutheran 36, Deerfield 36, Catholic Central 28, The Prairie School 27, Princeton 25, Rio 24, Markesan 22, Central Wisconsin Christian 21, Cedar Grove-Belgium 20, University Lake School 20, Waterloo 18, Sevastopol 18, Kenosha St. Joseph 18, Wayland Academy 12, Saint Mary Central 10, Brookfield Academy 9, Kohler 9, Trinity Academy 6, Abundant Life Christian 6, Elkhart Lake-Glenbeulah 6, Ozaukee 6, Saint Mary's Springs 5, Lake Country Lutheran 4, The Hope School 3 and Green Lake 2.

## Regional Team Results

**Division 1****BADGER**

Waterford 138.50, Badger 116, Burlington 115, Kenosha Tremper 97, Elkhorn Area 88.50, Westosha Central 74, Kenosha Bradford 40, Wilmot Union 19 and Delavan-Darien 3.

**BAY PORT**

Green Bay Preble 119, Bay Port 112, De Pere 105, Ashwaubenon 102, Pulaski 90, Green Bay East 68, Green Bay Southwest 68 and Shawano Community 31.

**GRAFTON**

Milwaukee King 142.50, Whitefish Bay 123, Homestead 120, Nicolet 109, Cedarburg 90.50, Grafton 45, Milwaukee North 30 and Milwaukee Riverside University H.S. 17.

**HOLMEN**

La Crosse Logan 134.50, Onalaska 122.50, Holmen 104, Reedsburg Area 84.50, Baraboo 78, Tomah 63.50, La Crosse Central 50, Sparta 44 and Portage 15.

**JANESVILLE CRAIG**

Sun Prairie 140, Verona Area 117.50, Janesville Parker 101, Janesville Craig 74.50, Stoughton 70, Beloit Memorial 63, Oregon 61, Fort Atkinson 37 and Milton 35.

**LAKELAND**

Wausau West 170.5, Marshfield 138, D.C. Everest 106.5, Wausau East 81, Lakeland 70, Merrill 61, Antigo 58 and Rhinelander 10.

**MARQUETTE UNIVERSITY H.S.**

Wauwatosa West 139.5, Milwaukee Bradley Technical 131, Divine Savior Holy Angels 99, Wauwatosa East 97, West Allis Hale 94.5, West Allis Central 67, Milwaukee Washington 27 and Milwaukee Marshall/Languages 24.

**MIDDLETON**

Middleton 144, Madison La Follette 120, Waunakee 92, Madison Memorial 70.50, Madison East 67, DeForest 62, Sauk Prairie 50, Madison West 48 and Monona Grove 47.50.

**MUKWONAGO**

Wisconsin Lutheran 193, Muskego 115, Mukwonago 102, Racine Case 79, Pius XI 62, Racine Park 55, Racine Horlick 52, Whitnall 24 and Milwaukee Hamilton 2.

**OCONOMOWOC**

Arrowhead 198, Germantown 114, Milwaukee Vincent 111, Watertown 102.50, Menomonee Falls 68.50, Oconomowoc 48, Milwaukee Custer 43 and Milwaukee Madison Academic Campus 5.

**OSHKOSH NORTH**

Kimberly 173.50, Fond du Lac 135.50, Oshkosh West 85.50, Oshkosh North 85, Kaukauna 77, Manitowoc Lincoln 65.50, Neenah 61 and Menasha 14.

**PLYMOUTH**

Sheboygan North 127.50, Plymouth 117, Slinger 84, West Bend East 82, Hartford Union 79, Beaver Dam 70.50, Port Washington 57, West Bend West 45.50 and Sheboygan South 36.50.

**RIVER FALLS**

Hudson 187.50, Eau Claire Memorial 103, River Falls 91, Eau Claire North 84, Menomonee 82.50, New Richmond 65, Superior 61 and Chippewa Falls 23.

**SOUTH MILWAUKEE**

Franklin 177, South Milwaukee 145.50, Oak Creek 125, Greendale 85.50, Cudahy 51, Greenfield 44, Milwaukee Pulaski 36 and Milwaukee Bay View 17.

**WAUKESHA NORTH**

Brookfield Central 170, Waukesha West 120, Kettle

Moraine 85, Brookfield East 79, Waukesha South 77, Waukesha North 70, Hamilton 62 and New Berlin Eisenhower 26.

**WISCONSIN RAPIDS LINCOLN**

Appleton North 162, Stevens Point 148, Appleton East 113.50, Wisconsin Rapids Lincoln 94.50, Appleton West 56, Hortonville 42, Waupaca 39 and New London 39.

**Division 2****BELLEVILLE**

Monroe 141, McFarland 90, Parkview 88, Belleville/New Glarus 80, Madison Edgewood 79, Brodhead/Juda 67, Edgerton 65, Evansville 56 and Turner 27.

**BLACK RIVER FALLS**

West Salem 169, Arcadia 143, Viroqua 79, Aquinas 75, Nekoosa 61, Gale-Etrick-Trempealeau 57, Black River Falls 54, Westby 32 and Mauston 27.

**BLOOMER**

Bloomer 106, Stanley-Boyd 106, Mondovi 95, Ladysmith 90, Osseo-Fairchild 87, Elk Mound 75, Chetek 51, Altoona 48 and Durand 36.

**CAMBRIDGE**

No team results reported.

**CATHOLIC MEMORIAL**

Catholic Memorial 146, Pewaukee 143, New Berlin West 102, Shoreland Lutheran 96.50, Martin Luther 89, Saint Francis 37, Union Grove 35, Saint Thomas More 31.50 and Racine Saint Catherine's 15.

**COLBY**

Tomahawk 185, Neillsville 147.33, Mosinee 75.33, Northland Pines 71, Colby 66, Auburndale 50, Medford Area 48 and Phillips 45.33.

# Girls Track & Field

## HAYWARD

Rice Lake 150, Hayward 143.50, Northwestern 99.50, Park Falls 82, Ashland 71, Grantsburg 45, Cumberland 40, Spooner 38 and Barron 25.

## KETTLE MORAIN LUTHERAN

Milwaukee Lutheran 172.50, Kettle Moraine Lutheran 119, Shorewood 87, Random Lake 68, Brown Deer 63, Oostburg 56.50, University School of Milwaukee 54, Dominican 24 and Messmer 24.

## LANCASTER

Platteville 138, Prairie du Chien 93, Dodgeville/Mineral Point 89, Boscobel 74, Richland Center 72.50, River Valley 68, Lancaster 60.50, Mount Horeb/Barneveld 50 and Wisconsin Heights 42.

## LUXEMBURG-CASCO

Notre Dame 156.50, Luxemburg-Casco 112, Sturgeon Bay 95, Denmark 75, Mishicot 65, Southern Door 63, West De Pere 52, Wrightstown 44.50 and Kewaunee 38.

## MARINETTE

Seymour 153, Clintonville 132, Oconto Falls 106.50, Wittenberg-Birnamwood 97, Oconto 72, Peshtigo 57, Marinette 43.50 and Bonduel 31.

## PARDEEVILLE

Wisconsin Dells 117, Pardeeville 108, Columbus 108, Marshall 79.50, Randolph/Cambria-Friesland 69.50, Lodi 69, Pioneer Westfield/Montello 59, Adams-Friendship 34, Watertown Luther Prep 25 and Poynette 25.

## RIPON

Mayville 142.75, Kewaskum 125, Ripon 102, Winnebago Lutheran Academy 79.75, Waupun 70.75, Laconia 51, North Fond du Lac 45, Lomira 31.75, Horicon 28 and Campbellsport 21.

## SOMERSET

Somerset 159, Osceola 141, Ellsworth 123.50, Amery 59, Baldwin-Woodville 54, Prescott 52, Saint Croix Central 33, Turtle Lake/Clayton 32, Saint Croix Falls 27 and Unity 15.50.

## VALDERS

Two Rivers 128, Sheboygan Falls 105.50, Brillion 85,

Valders 74, Chilton 73.50, Kiel 73, New Holstein 73, Howards Grove 46 and Roncalli 43.

## XAVIER

Freedom 157, Omro 106, Fox Valley Lutheran 83.50, Little Chute 79.50, Xavier 76, Winneconne 73, Weyauwega-Fremont 63, Berlin 31 and Wautoma 27.

## Division 3

### ALGOMA

Algoma 150.50, Hilbert 136.50, Reedsville 127.50, Manitowoc Lutheran 86.50, Gibraltar 82, Sevastopol 51 and Saint Mary Central 49.

### BANGOR

Cashton 160, Bangor 130, Necedah 68, Kickapoo/La Farge 65, Hillsboro 62, New Lisbon 48, Wonewoc-Center 42, Royall 42, Brookwood 34 and De Soto 33.

### CEDAR GROVE-BELGIUM

Sheboygan Area Lutheran 157, Cedar Grove-Belgium 123, Kohler 100, Ozaukee 68, Brookfield Academy 56, The Hope School 36, Elkhart Lake-Glenbeulah 36 and Living Word Lutheran 18.

### COLFAX

Regis 154, Colfax 129, Fall Creek 114, McDonell Central 81, Elmwood/Plum City 61, Spring Valley 47, Augusta 34, Boyceville 32 and Eleva-Strum 30.

### CUBA CITY

Darlington 134.50, Cuba City 125, Black Hawk 111, Albany 85.50, Pecatonica/Argyle 66, Monticello 53, Southwestern 43, Shullsburg 23 and Benton 11.

### DEERFIELD

Kenosha St. Joseph 153.50, Waterloo 92, The Prairie School 78, Deerfield 73, Racine Lutheran 60.50, Lake Country Lutheran 56, Catholic Central 46, Trinity Academy 39, Abundant Life Christian 33 and University Lake School 18.

### FENNIMORE

Fennimore 167, River Ridge 131, Ithaca 88, North Crawford 84, Belmont 57, Cassville 54, Seneca 35, Wauzeka-Steuben 31 and Riverdale 27.

## FLAMBEAU

Flambeau 188, Bruce 138, Hurley 110.50, Drummond 97, Weyerhaeuser 58, Mercer 40.50, Winter/Lac Courte Oreilles 15, Washburn 14 and South Shore 1.

## FREDERIC

Frederic 183, Webster 102, Glenwood City 96, Clear Lake 95, Shell Lake 57, Cameron 54, Siren 54, Prairie Farm 40 and Luck 1.

## GILMAN

Cadott 142, Rib Lake 114, Owen-Withee 110, Prentice 71, Lake Holcombe 55, Cornell 52, Thorp 49, Gilman 43 and New Auburn 7.

## PRINCETON

Oshkosh Lourdes 126, Saint Mary's Springs 115, Rio 86, Princeton 77, Markesan 72, Wayland Academy 55, Dodgeland 53, Central Wisconsin Christian 43, Green Lake 31 and Fall River 21.

## ROSHOLT

Newman Catholic 225, Rosholt 127, Manawa 122, Shiocton 46, Marion 46, Tigerton 37, Northland Lutheran 25, Wisconsin Valley Lutheran 13 and Wolf River Lutheran 13.

## STRATFORD

Edgar 187, Marathon 133.50, Columbus Catholic 108, Stratford 86, Athens 65.50, Spencer 60, Loyal 23 and Abbotsford 10.

## SURING

Florence 137.50, Suring 124, Niagara 79.50, Gillett 73, Coleman 72, Crivitz 61, Gresham Community/Bowler 58, Lena/Saint Thomas Aquinas Academy 32, Three Lakes 28 and Conserve/Phelps 24.

## TRI-COUNTY

Pittsville 154, Wild Rose 116.50, Pacelli 106, Tri-County 78, Iola-Scandinavia 71.50, Port Edwards 57, Amherst 49, Almond-Bancroft 23 and Assumption 20.

## WHITEHALL

Whitehall 176.50, Independence/Gilmanton 135.50, Melrose-Mindoro 89, Luther 77, Lincoln 58, Blair-Taylor 42, Pepin 36, Cochrane-Fountain City 30 and Alma 21.

# State Girls Track & Field Champions

Year	Schools	Class	Champion - Coach - Points	Runner-up - Coach - Points	Site
1971	217		Reedsburg (Betsy DeMerit) - 17	Madison West (Jean Carl & Kathy Stevens) and Racine Case (Sylvia Krause) - 14	Appleton East H.S.
1972	271	A	Madison Memorial (Beth Emshoff) - 21	Nicolet (Barbara Zimmerman) - 18	Appleton East H.S.
		B	Sturgeon Bay (Diane Dumbleton) - 28	Barron (Marion Micke) - 16	
1973	322	A	Madison Memorial (Beth Emshoff) - 24	Madison West (Peggy Mueller) - 18	Jay Stadium, Merrill
		B	Wilmot (Chris Frank) - 18	Prescott (Lana Schmitt) - 17	
1974	348	A	Madison West (Peggy Mueller) - 20	Madison Memorial (Beth Emshoff) - 18	Monona Grove H.S.
		B	Lake Mills (Mary Ann Graunke) - 23	Sturgeon Bay (Diane Peterson) - 19	
1975	398	A	Madison West (Peggy Mueller) - 54	Milwaukee Custer (Kathleen Ferguson) - 48	Monona Grove H.S.
		B	Prairie du Chien (Elizabeth Mullarkey) - 48	Lake Mills (Mary Ann Graunke) - 47	
		C	Bloomington (Adele Jacobson) - 50	Kohler (Emily Cesar) - 32	
1976	394	A	Milwaukee Custer (Kathleen Ferguson) - 49	Madison East (Andrea Koehn) - 39	Mansfield Stadium,
		B	Prairie du Chien (Elizabeth Mullarkey) - 64	New Holstein (Debra Schnell) - 28	Madison
		C	Kohler (Emily Cesar) - 38	Bloomington (Adele Jacobson) - 27	
1977	400	A	Madison East (Gary Thornton) and Madison Memorial (Beth Emshoff) - 40		Mansfield Stadium,
		B	Prairie du Chien (Elizabeth Mullarkey) - 52	Whitewater (Mary Zordel) - 30	Madison
		C	Kohler (Emily Cesar) - 48	Cedar Grove (Rich Miesfeld) - 36	
1978	398	A	Racine Park (Darrell Murray) - 35	Milwaukee Custer (Kathleen Ferguson) - 29	Mansfield Stadium,
		B	Prairie du Chien (Elizabeth Mullarkey) - 46	Whitewater (Mary Zordel) - 29	Madison
		C	Palmyra (Nancy Naze) - 40	Kohler (Emily Cesar) - 30	
1979	394	A	Madison Memorial (Beth Emshoff) - 46	Janes, Parker (Carol Luther) and Madison W. (Peggy Mueller) - 30	Mansfield Stadium,
		B	Mosinee (Keith Creuziger) - 34	Platteville (Kathy Herbst) - 30	Madison
		C	West Salem (LeRoy Krall) - 38	Howards Grove (Ken Kurtenbach) - 32	
1980	380	A	Madison West (Peggy Mueller) - 64	Madison Memorial (Beth Emshoff) - 32	Mansfield Stadium,
		B	Lake Mills (Robert Petruska) - 44	Richland Center (Alice Schoeni) - 37	Madison
		C	Pardeeville (Wesley Babcock) - 46 1/2	Marathon (Janelle Braatz) - 40	
1981	389	A	Madison West (Peggy Mueller) - 56	Milwaukee North (Gisela Benning) - 28	Mansfield Stadium,
		B	New Holstein (Rich Rollins) - 48	Richland Center (Claire Hagg) - 36	Madison
		C	Marathon (Janelle Braatz) - 61	Pardeeville (Wesley Babcock) - 46	
1982	389	A	Madison West (Peggy Mueller) - 50	Homestead (Patrick Pretty) - 44	Mansfield Stadium,
		B	New Holstein (Rich Rollins) - 57	Union Grove (Jack Rothering) - 40	Madison
		C	Marathon (Janelle Braatz) - 46	Ozaukee (Bruce Krahn) - 26	
1983	386	A	Homestead (Patrick Pretty) - 55	Fond du Lac (Diane Beck) - 40	Mansfield Stadium,
		B	Richland Center (Claire Hagg) - 42	Verona (Randy Marks) - 40	Madison
		C	Marathon (Carla Volhard) - 27	Melrose-Mindoro (Debra Schaefer) - 26	
1984	383	A	Racine William Horlick (Dan Trepanier) - 46	Stevens Point (Mike Olson) - 42	Mansfield Stadium,
		B	Verona (Randy Marks) - 38	Richland Center (Claire Hagg) - 28	Madison
		C	Poynette (Pam Hoppman) - 36	Ozaukee (Bruce Krahn) - 34	

# Girls Track & Field

Year	Schools	Class	Champion – Coach– Points	Runner-up – Coach – Points	Site
1985	382	A	Madison West (Tom Kaufman) – 33 1/2	Waukesha North (Chris Ramsey) – 33	Mansfield Stadium,
		B	Verona (Randy Marks) – 61	Richland Center (Claire Hagg) – 35	Madison
		C	Marathon (Carla Volhard) – 52	Hilbert (Scott Popoff) – 50	
1986	380	A	Milwaukee Riverside (Wayne Pokora) – 56	Madison West (Tom Kaufman) – 40	Mansfield Stadium,
		B	Lake Mills (Pat Hauser) and Whitewater (Dirk Seibold) – 34		Madison
		C	Marathon (Carla Volhard) – 68	Waterloo (Doug Miller) – 50	
1987	383	A	Racine Wm. Horlick (Dan Trepanier) – 38	D.C. Everest (Greg Peterson) – 31	Mansfield Stadium,
		B	Brown Deer (Mike Novak) – 63	Verona (Jackie West) – 38	Madison
		C	Waterloo (Doug Miller) – 74	Marathon (Carla Volhard) – 31 1/2	
1988	382	A	Racine Wm. Horlick (Dan Trepanier) – 54	Milwaukee Riverside (Wayne Pokora) – 40	Mansfield Stadium,
		B	Whitewater (Wendall Bean) – 38	Mauston (Bill DeVoe) – 28	Madison
		C	Shiocton (Ron Conratt) – 42	Black Hawk (Pam Weber) – 28	
1989	379	A	Milwaukee King (Beverly Holmes) – 46	West Bend West (Diane Masarik/Tom Busse) – 28	Mansfield Stadium,
		B	Whitewater (Dirk Seibold) – 41	Waunakee (Tom Slater) – 37	Madison
		C	Rosholt (Mike Trzebiatowski) – 36	Waterloo (Doug Miller) – 30	
1990	387	A	Appleton East (Bob Simonson) and Milwaukee Marshall (David Connor) – 36		Memorial Stadium,
		B	Nekoosa (Doug Knutson) – 40	Whitewater (Dirk Seibold) – 28	UW-La Crosse
		C	Rosholt (Mike Trzebiatowski) – 35	Somerset (Ray Standke) – 34	
1991	382	1	D.C. Everest (Greg Peterson) – 44	Marinette (John Sitek) – 36	Memorial Stadium,
		2	Verona (Randy Marks) and Whitewater (Dirk Seibold) – 30		UW-La Crosse
		3	North Crawford (Shelly Biggin) – 44	Rosholt (Mike Trzebiatowski) and Princeton (Wayne Belke) – 32	
1992	380	1	Marinette (John Sitek) – 70	La Crosse Logan (Tom Kammer) – 32 1/2	Memorial Stadium,
		2	Nekoosa (Doug Knutson) – 34	Platteville (Wayne Jentz) – 30	UW-La Crosse
		3	North Crawford (Shelly Biggin) – 34	Hilbert (Tom Kamps) – 30	
1993	376	1	Marinette (John Sitek) – 86	La Crosse Logan (Tom Kammer) – 52	Memorial Stadium,
		2	Nekoosa (Doug Knutson) – 62	Mount Horeb (Mich Wollin) – 47	UW-La Crosse
		3	Brillion (Mary Berghius) – 38	Cochrane-Fountain City (Susan Hartfiel) – 36	
1994	378	1	Marinette (John Sitek) – 53	Milwaukee Technical (Ron Temple) – 40	Memorial Stadium,
		2	Two Rivers (Judy Vesper) – 45	Nekoosa (Doug Knutson) – 44	UW-La Crosse
		3	Cadott (Ed Lenard) – 45	Hilbert (Tom Kamps) – 42	
1995	377	1	Wausau West (Heather Van Dalfsen) – 48	Racine Horlick (Dan Trepanier) – 38	Memorial Stadium,
		2	Nekoosa (Doug Knutson) – 56	Mount Horeb (Mich Wollin) – 47	UW-La Crosse
		3	Hilbert (Tom Kamps) – 57.5	Darlington (Don Osterday) – 44	
1996	377	1	Milwaukee Technical (Ron Temple) – 32	Middleton (Tara Franklin) – 31	Memorial Stadium,
		2	Mount Horeb/Barneveld (Mich Wollin) and Sauk Prairie (Dan Winzenried) – 49		UW-La Crosse
		3	Florence (Dan Zoeller) – 40	Cochrane-Fountain City (Susan Hartfiel) – 38	
1997	377	1	Middleton (Tara Franklin) – 41	Milwaukee Technical (Ron Temple) – 35	Memorial Stadium,
		2	Whitewater (Mark Maas) – 49	Mosinee (Mary Kuntz) – 42	UW-La Crosse
		3	Cadott (Ed Lenard) – 59	Cochrane-Fountain City (Susan Hartfiel) – 54	
1998	377	1	Middleton (Tara Franklin) – 42	Milwaukee Technical (Ray Goral) – 38	Memorial Stadium,
		2	Nekoosa (Doug Knutson) – 53	Whitewater (Mark Maas) – 48	UW-La Crosse
		3	Arcadia (Lynn Sonnentag) – 50	Fall Creek (Gwen Hoekstra) and Rosholt (Mike Trzebiatowski) – 40	
1999	378	1	D.C. Everest (Greg Peterson) – 42	Franklin (Don Kurth) – 40	Memorial Stadium,
		2	Whitewater (Mark Maas) – 43	Sauk Prairie (Dan Winzenried) – 33	UW-La Crosse
		3	Fall Creek (Gwen Hoekstra) – 72	Brillion (Mary Berghius) – 48	
2000	377	1	Waukesha West (Chris Ramsey) – 41	Kaukauna (Bryan Gritt) – 37	Memorial Stadium,
		2	Two Rivers (Sharon Malone) – 49	Whitewater (Mark Maas) – 43	UW-La Crosse
		3	Fall Creek (Gwen Hoekstra) – 66	Edgar (Kevin Ruplinger/Dave Bielmeir) – 35	
2001	421	1	Kaukauna (Bryan Gritt) – 43	Hamilton (Jerry Wetherall) and Stoughton (Phil Bednarek) – 36	Memorial Stadium,
		2	McFarland (Bruce Fischer) – 53	Two Rivers (Amy Klein) – 44	UW-La Crosse
		3	Rosholt (Mike Trzebiatowski) – 56	Iola-Scandinavia (Vickie Christianson) – 33	
2002	422	1	Milwaukee King (Dennis White) – 43.5	Hamilton (Jerry Wetherall) – 34	Memorial Stadium,
		2	Madison Edgewood (Gary Thornton) – 53	Two Rivers (Amy Klein) – 48	UW-La Crosse
		3	Rosholt (Mike Trzebiatowski) – 65	Deerfield (Matt Polzin) – 40	
2003	423	1	Madison Memorial (Matt Henderickson) – 34	Waukesha West (Chris Ramsey), Hartford Union (John Redders), Cudahy (Lisa Goetsch) and Catholic Memorial (Chris Andacht) – 25	Memorial Stadium,
		2	Two Rivers (Amy Klein) – 49	Columbus (Marlin Hensler) – 41	UW-La Crosse
		3	Arcadia (Lynn Sonnentag) – 68.5	Newman (Paul Michlig) – 37	
2004	424	1	Waukesha West (Chris Ramsey) – 50	Madison Memorial (Matt Henderickson) – 42	Memorial Stadium,
		2	Columbus (Marlin Hensler) – 64	Kiel (Pat Hennings) – 45	UW-La Crosse
		3	Arcadia (Lynn Sonnentag) – 83	Rosholt (Mike Trzebiatowski) – 41	
2005	420	1	Waukesha West (Chris Ramsey) – 47	Nicolet (Mike McKenna) – 38	Memorial Stadium,
		2	Lakeside Lutheran (James Bauer) – 38	Howards Grove (Mike Schroeder) and Kiel (Pat Hennings) – 34	UW-La Crosse
		3	Rosholt (Mike Trzebiatowski) – 76	Pittsville (Rick Winters) – 44	
2006	423	1	Waukesha West (Chris Ramsey) – 54	Hudson (Jamie Holum) – 33	Memorial Stadium,
		2	Lakeside Lutheran (James Bauer) – 54	Belleville/New Glarus (Dan Schettler) – 42	UW-La Crosse
		3	Rosholt (Mike Trzebiatowski) – 49	Stratford (Mark Guderski) – 33.5	
2007	423	1	Hudson (Jami Holum) – 53	Arrowhead (Steve Kostka) – 39	Memorial Stadium,
		2	West Salem (Le Roy Krall) and Brown Deer (Rob Green) – 39		UW-La Crosse
		3	Shell Lake (Jenifer Bos) – 43	Whitehall (Chuck Walek) – 39	
2008	432	1	Brookfield Central (Lorie Lewis) – 59	Milwaukee Bradley Technical (Ken Williams) – 49	Memorial Stadium,
		2	Arcadia (Lynn Sonnentag) – 45	West Salem (Le Roy Krall) and Brown Deer (Rob Green) – 38	UW-La Crosse
		3	Whitehall (Chuck Walek) – 63	Darlington (Todd Bastian) – 37	
2009	431	1	Milwaukee Bradley Technical (Ken Williams) – 55	Brookfield Central (Lorie Lewis) – 37.5	Memorial Stadium,
		2	Arcadia (Lynn Sonnentag) – 57	West Salem (Le Roy Krall) – 51	UW-La Crosse
		3	Newman Catholic (Paul Michlig) – 54	Edgar (Kevin Ruplinger/Dave Bielmeir) – 50.5	



# State Meet Records

## Top Individual Performers

### Winner of Four Individual Events in Same Meet

Hillary Hyland, Nekoosa  
1998, HJ-LJ-TJ-100 HH

Melissa Talbot, Freedom  
2002, 200-100HH-300H-LJ

### Four-Time Champion Same Event

Sue Tallard, Madison Memorial  
1971-440, 1972-440, 1973-440, 1974-440  
1972-Med R, 1974-Med R

Anne Mulrooney, Prairie du Chien  
1973-Mile, 1974-Mile,  
1975-Mile, 1976-Mile  
1974-880, 1975-880, 1976-880

Carla Banks, Madison West  
1979-Mile R  
1980-1600 R, 1981-1600 R, 1982-1600 R  
1981-440

Ann Kattreh, Kohler  
1980-400, 1981-400, 1982-400, 1983-400  
1981-1600 R, 1982-200, 1983-200

Suzu Favor, Stevens Point  
1983-1600, 1984-1600,  
1985-1600, 1986-1600  
1984-3200, 1984-1600 R, 1985-800  
Catherine Jones, Milwaukee Riversiders  
1983-300 H, 1984-300 H,  
1985-300 H, 1986-300 H

Jessie Bushman, Rosholt  
1989-400, 1990-400, 1991-400, 1992-400  
1990-200, 1990-1600R, 1991-200, 1991-100

Heather Hyland, Nekoosa  
1990-LJ, 1991-LJ, 1992-LJ, 1993-LJ  
1990-100, 1992-100,  
1992-100HH, 1993-100HH, 1993-TJ

Jenni Westphal, Marinette  
1991-800, 1992-800, 1993-800, 1994-800  
1992-400, 1993-400, 1994-400  
1993-1600R, 1994-3200R

Jaclynn Kriegl, Florence  
1995-200, 1996-200, 1997-200, 1998-200  
1995-LJ, 1996-LJ, 1998-LJ  
1996-800R, 1996-100, 1998-100

Liz Reusser, Middleton  
1996-3200, 1997-3200,  
1998-3200, 1999-3200  
1996-3200R, 1998-3200R  
1997-1600, 1998-1600

Katie Juedes, Clear Lake  
1998-HJ, 1999-HJ, 2000-HJ, 2001-HJ

Amber Curtis, Monroe & Brodhead  
2000-Dis, 2001-Dis, 2002-Dis, 2003-Dis  
2002-SP, 2003-SP

Anna Monsen, Stoughton  
2000-100, 2001-100, 2002-100, 2003-100  
2001-200, 2002-200

Joanna Schultz, Holmen  
2003-200, 2004-200, 2005-200, 2006-200  
2003-400, 2004-400, 2005-400, 2006-400

Aileen Lemanski, Florence  
2006-LJ, 2007-LJ, 2008-LJ, 2009-LJ

### Three-Time Champion Same Event

Cathy Branta, Slinger  
1979-Mile, 1980-1600, 1981-1600 and  
1979-2 Mile, 1980-3200, 1981-3200

Lori Monk, Madison West  
1971-220, 1972-220, 1973-220  
1971-100, 1973-100, 1974-440 R

Terry Simonsen, Racine Case  
1972-SP, 1973-SP, 1974-SP  
1974-Dis

Jane Ubbelohde, Unity  
1973-100, 1974-100, 1975-100  
1974-220, 1975-220

Jane Dwyer, Madison East  
1974-220, 1975-220, 1976-220  
1974-880 R, 1977-440 R

Patty Hein, Lake Mills  
1973-80 H, 1975-110 H, 1976-110 H  
1974-440 R, 1975-440 R, 1975-LJ

Dannette Prohaska, D.C. Everest  
1975-880 R, 1976-880 R, 1977-880 R

Terri Van Lieshout, D.C. Everest  
1975-880 R, 1976-880 R, 1977-880 R  
1975-LJ

Wendy Kappers, Cedar Grove  
1975-Mile R, 1976-Mile R, 1978-Mile R  
1978-440

Lori Mann, Madison Memorial  
1976-Mile R, 1977-Mile R, 1978-Mile R

Cindy Lensmire, Marathon  
1978-SP, 1980-SP, 1981-SP  
1981-Dis

Sharon Dollins, Janesville Parker  
1979-LJ, 1980-LJ, 1981-LJ  
1970-100

Ellen Olson, Madison West  
1979-Mile R, 1980-1600 R, 1981-1600 R  
1981-800, 1981-1600

Marie Frees, Omro  
1980-Dis, 1981-Dis, 1982-Dis

Kris Keigan, Webster  
1982-Dis, 1983-Dis, 1984-Dis

Kim Tiller, Richland Center  
1983-100, 1984-100, 1985-100  
1983-200, 1984-200, 1983-1600 R,  
1985-400, 1985-400 R

Lori Wolter, Sauk Prairie  
1983-3200, 1984-3200, 1985-3200  
1983-1600, 1984-1600

Deb Hafenstein, Waterloo  
1985-TJ, 1986-TJ, 1987-TJ,  
1984-1600 R, 1986-400, 1987-400, 1987-LJ  
1986-1600 R

Jacqui Wilke, Waterloo  
1986-1600 R, 1987-1600 R, 1988-1600 R  
1987-800 R, 1987-400 R, 1988-800 R

Monique Hayes, Milwaukee King  
1986-400 R, 1988-400 R, 1989-400 R

Marvis Fair, Milwaukee King  
1986-400 R, 1988-400 R, 1989-400 R

Julie Paynter, Whitewater  
1986-800 R, 1988-800 R, 1989-800 R,  
1988-LH, 1989-1600 R

Erica Wilke, Waterloo  
1987-800 R, 1988-800 R, 1989-800 R,  
1987-400 R, 1988-1600 R

Amy Wickus, Baraboo  
1988-400, 1989-400, 1990-400  
1988-800, 1989-800, 1990-800

Wendy Zak, Gibraltar  
1988-3200, 1990-3200, 1991-3200  
1990-1600

Rebecca Butt, West Bend West  
1989-100HH, 1990-100HH, 1991-100HH  
1988-HJ, 1989-LJ, 1990-TJ

Jenny Paynter, Whitewater  
1989-100HH, 1990-100HH, 1991-100HH  
1988-800R, 1988-1600R,  
1989-1600R, 1989-800R

Dana Collins, Milwaukee Marshall  
1990-200, 1991-200, 1992-200  
1991-100, 1992-100  
1989-800 R, 1990-800 R  
1990-400 R, 1991-400 R

Heather Murphy, North Crawford  
1990-800, 1991-800, 1992-800  
1991-1600, 1992-1600, 1992-3200

Rose McGinnis, Kohler  
1990-100 HH, 1991-100 HH, 1992-100 HH  
1991-300 LH, 1992-300 LH

Lisa Townsend, Elk Mound  
1991-HJ, 1992-HJ, 1993-HJ  
1990-TJ, 1992-TJ, 1993-TJ  
1991-LJ

Avrie Walters, La Crosse Logan  
1991-1600, 1992-1600, 1993-1600

Cathy Schaefer, Whitehall  
1992-Dis, 1993-Dis, 1994-Dis

Mandy Kleba, Lincoln  
1992-LJ, 1993-LJ, 1994-LJ

Latreese Cannon, Beloit  
1993-800 R, 1994-800 R, 1995-800 R  
1993-400 R

Nakeesha Brown, Beloit  
1993-800 R, 1994-800 R, 1995-800 R  
1992-400 R, 1993-400 R

Holly Hyland, Nekoosa  
1993-Dis, 1994-Dis, 1995-Dis  
1995-SP

Dot Bunnell, Hilbert  
1992-1600 R, 1994-1600 R, 1995-1600 R  
1994-800, 1995-800  
1993-400, 1992-800 R

Rachael Anderson, Mount Horeb/Barneveld  
1993-300 LH, 1995-300 LH, 1996-300 LH  
1994-3200 R, 1995-3200 R, 1996-3200 R  
1993-800 R, 1995-1600 R

April Beard, Winneconne  
1994-400, 1995-400, 1996-400

Lisa Kincaid, Palmyra-Eagle  
1994-LJ, 1995-LJ, 1996-LJ  
1994-TJ, 1995-TJ

Joy Sutter, Mount Horeb  
1994-3200 R, 1995-3200 R, 1996-3200 R

Lena VanHaren, Mount Horeb  
1994-800, 1995-800, 1997-800  
1994-3200 R, 1996-3200 R  
1996-1600, 1997-1600  
1995-1600 R

Brooke Stelzer, Cadott  
1994-400, 1996-400, 1997-400  
1996-1600 R, 1997-1600 R  
1997-100

Amber Converse, Whitewater  
1997-1600R, 1998-1600 R, 1999-1600 R

Ellen Nosek, Whitewater  
1997-1600R, 1998-1600 R, 1999-1600 R

Christina Clark, Madison La Follette  
1998-400, 1999-400, 2000-400

Jenna Eschenbauch, Rosholt  
1999-100 HH, 2000-100 HH, 2001-100 HH

Amanda Nechuta, Mosinee  
1999-SP, 2000-SP, 2001-SP  
1999-Discus

Brooke Novak, Kaukauna  
1999-1600, 2000-1600, 2001-1600  
2000-3200, 2001-3200  
2001-3200R

Jenny Prochazka, Hamilton  
1999-SP, 2000-SP, 2001-SP  
2001-Discus

Jamie Rebella, Merrill  
1999-TJ, 2000-TJ, 2001-TJ  
1998-LJ

Melissa Talbot, Freedom  
2000-300H, 2001-300H, 2002-300H  
2001-100HH, 2002-100HH, 2002-200  
2002-LJ

Nicole Pelischek, Two Rivers  
2000-200, 2001-200, 2003-200

Liza Lewis, Ashwaubenon  
2001-PV, 2002-PV, 2003-PV

Kami Sweet, Riverdale  
2001-Dis, 2002-Dis, 2003-Dis  
2003-SP

Kristen Barr, Newman  
2002-100, 2003-100, 2004-100  
2002-200, 2003-200, 2004-200

Laura Massey, Lancaster  
2002-PV, 2003-PV, 2004-PV

Liz Roehrig, Chilton  
2002-PV, 2003-PV, 2004-PV

Claire Maduza, Shorewood  
2003-3200, 2004-3200, 2006-3200

Hannah Gronning, Shell Lake  
2005-Dis, 2006-Dis, 2007-Dis  
2006-400R, 2007-400R, 2006-SP

Kaya Senaya, Brown Deer  
2005-100, 2006-100, 2007-100  
2006-200, 2007-200

Ashley Beutler, Belleville/New Glarus  
2006-LJ, 2007-LJ, 2008-LJ

Becca Buchholtz, East Troy  
2006-HJ, 2007-HJ, 2008-HJ

Megan Rennhack, Dodgeville  
2006-300H, 2007-300H, 2008-300H

Jamie Vandenberg, Niagara  
2006-400, 2007-400, 2008-400

Maya Vazquez, Arcadia  
2007-LJ, 2008-LJ, 2009-LJ

# Boys Volleyball

The WIAA sponsored boys volleyball as a tournament sport from 1948 to 1982. It was dropped in 1983 because of the low number of participating schools.

In 1991, boys volleyball again received WIAA recognition as a sponsored sport, but the championship tournament series did not resume again until 2000.

Madison West won the first championship held in Madison. Since then, the tournament has been held in numerous locations including Waukesha, Wisconsin Dells, Portage, Wauwatosa, Antigo, Kaukauna, Whitefish Bay, Neenah and Oshkosh. In 2008, the State Tournament moved from Waukesha West, where it had been held since 2000, to Wisconsin Lutheran College in Milwaukee.

Waukesha has compiled the most championships with nine before that district divided into separate high schools. Those nine all came during an 11-year period from 1951 to 1961.

Kaukauna has won eight championships, all of them after 1967 when volleyball was changed from an activity that had been squeezed between winter and spring sports to a fall sport.

Waukesha, before splitting into separate schools, appeared in the most State tournaments with 17. Kaukauna has appeared in 15 State Tournaments and Wisconsin High of Madison appeared in 11 tournaments.

Since the return of the Tournament Series, Marquette has won the championship five times (2002, 2004, 2005, 2007 and 2008). Other winners since the tournament resumed are Catholic Memorial in 2000, Pius XI in 2001, Racine Horlick in 2003 and Wauwatosa East in 2006.



**MARQUETTE UNIV. H.S. – BOYS VOLLEYBALL CHAMPIONS – 2008-2009**  
Team members: Andy Schlater, Nate Kohlenberg, Zak Dugan, Peter Heinen, Jack Hauser, Trevor Metz, John Cotter, Cody Buth, Michael Schneck, Taylor Jerominski, Matt Machi, Alex Becherer, Tom Niswonger, Jack Geary, Michael Nolte.

## State Championships

### Wisconsin Lutheran College – Milw. – Nov. 14-15, 2008

Championship														
Marquette University H.S. (29-1) def. Nicolet (19-12) 25-14, 27-25, 25-17														
Marquette University H.S.		ATTACK			SET SERVE			SRV DEF			BLOCK GEN			
No. Name	GP	K	E	TA	PCT	A	SA	SE	RE	DIG	BS	BA	BE	BHE
1 Andy Schlater.....	1	0	0	0	.000	0	0	0	0	0	0	0	0	0
2 Nate Kohlenberg.....	3	15	2	22	.591	1	2	2	2	3	0	2	1	0
3 Zak Dugan.....	3	0	0	0	.000	0	1	0	2	10	0	0	0	0
4 Peter Heinen.....	3	2	0	4	.500	33	0	4	0	1	0	3	1	0
8 John Cotter.....	1	0	0	1	.000	0	0	0	0	0	0	0	0	0
9 Cody Buth.....	2	0	0	0	.000	0	0	0	0	0	0	0	0	0
10 Michael Schneck.....	3	0	0	0	.000	1	2	0	0	2	0	0	0	0
11 Taylor Jerominski.....	1	0	0	0	.000	0	0	0	0	1	0	0	0	0
12 Matt Machi.....	3	5	1	7	.571	0	0	0	0	1	0	0	0	0
13 Alex Becherer.....	3	9	3	17	.353	1	0	1	1	3	1	0	0	0
14 Tom Niswonger.....	3	2	2	7	.000	1	0	0	0	0	1	0	0	0
15 Jack Geary.....	3	6	1	11	.455	0	0	1	0	0	0	5	0	0
16 Michael Nolte.....	1	1	0	1	1.000	0	0	0	0	0	0	0	1	0
<b>Totals.....</b>	<b>3</b>	<b>40</b>	<b>9</b>	<b>70</b>	<b>.443</b>	<b>37</b>	<b>5</b>	<b>8</b>	<b>5</b>	<b>21</b>	<b>2</b>	<b>10</b>	<b>3</b>	<b>0</b>
TEAM ATTACK PER GAME														
Game	K	E	TA	Pct	GAME SCORES			1	2	3	TEAM RECORDS			
1	13	2	21	.524	Marquette Univ. H.S. 25 27 25			29-1						
2	15	2	23	.565	Nicolet 14 25 17			19-12						
3	12	5	26	.269										
Nicolet														
Nicolet		ATTACK			SET SERVE			SRV DEF			BLOCK GEN			
No. Name	GP	K	E	TA	PCT	A	SA	SE	RE	DIG	BS	BA	BE	BHE
1 Greg Azbel.....	1	0	2	2	-1.000	0	0	0	0	0	0	0	0	0
2 Patrick Bieser.....	3	0	0	0	.000	0	3	1	0	1	0	0	0	0
3 Rob Mayer.....	3	4	2	10	.200	0	0	4	0	3	2	1	0	0
4 Anatoli Berezovsky.....	3	1	0	1	1.000	26	1	4	0	2	0	0	0	0
5 Andrew Allen.....	3	8	3	16	.313	0	0	0	2	1	0	1	0	0
6 Max Dodge.....	1	0	0	0	.000	0	0	0	0	1	0	0	0	0
7 Sam Smith.....	3	0	0	0	.000	0	0	1	1	0	0	0	0	0
8 Matt Pezzino.....	1	0	0	0	.000	0	0	0	0	0	0	0	0	0
10 Derek Riebau.....	3	3	4	13	-.077	0	0	0	0	0	0	3	1	0
11 Aaron Westling.....	3	0	0	1	.000	0	0	0	0	3	0	0	0	1
12 Matt Klingspohn.....	3	7	4	20	.150	0	1	1	1	3	1	0	0	0
14 Jahred Washington.....	3	6	3	12	.250	1	0	0	0	0	0	3	0	0
15 Erik Petersen.....	2	1	0	1	1.000	0	0	0	0	0	0	0	0	0
<b>Totals.....</b>	<b>3</b>	<b>30</b>	<b>18</b>	<b>76</b>	<b>.158</b>	<b>27</b>	<b>5</b>	<b>11</b>	<b>5</b>	<b>14</b>	<b>3</b>	<b>8</b>	<b>1</b>	<b>1</b>
TEAM ATTACK PER GAME														
Game	K	E	TA	Pct	GAME SCORES			1	2	3	TEAM RECORDS			
1	6	5	19	.053	Marquette Univ. H.S. 25 27 25			29-1						
2	14	6	31	.258	Nicolet 14 25 17			19-12						
3	10	7	26	.115										

Semifinal														
Marquette University H.S. (28-1) def. Middleton (27-3) 22-25, 25-15, 27-25, 25-18														
Middleton		ATTACK			SET SERVE			SRV DEF			BLOCK GEN			
No. Name	GP	K	E	TA	PCT	A	SA	SE	RE	DIG	BS	BA	BE	BHE
2 Brad Denruiter.....	4	0	0	0	.000	0	0	0	0	1	2	0	0	0
4 Michael Umhoefer.....	4	0	0	2	.000	32	1	0	0	0	11	0	0	2
9 Joe Dean.....	4	5	4	18	.056	2	0	0	0	0	0	2	0	2
10 Will Kraus.....	4	4	1	13	.231	0	0	2	0	0	1	0	0	0
11 Alex Harbour.....	4	6	7	20	-.050	0	1	0	0	1	0	0	0	0
13 Dane Maier.....	4	10	8	34	.059	0	0	2	1	8	0	2	0	1
14 Michael Owen.....	4	14	7	22	.318	3	1	0	3	5	0	2	0	0
17 Casey Koenig.....	4	0	0	0	.000	0	0	2	1	6	0	0	0	0
<b>Totals.....</b>	<b>4</b>	<b>39</b>	<b>27</b>	<b>109</b>	<b>.110</b>	<b>37</b>	<b>3</b>	<b>6</b>	<b>6</b>	<b>33</b>	<b>3</b>	<b>4</b>	<b>4</b>	<b>1</b>
TEAM ATTACK PER GAME														
Game	K	E	TA	Pct	GAME SCORES			1	2	3	4	TEAM RECORDS		
1	10	6	26	.154	Middleton 25 15 25 18			27-3						
2	10	9	30	.033	Marquette Univ. H.S. 22 25 27 25			28-1						
3	11	7	29	.138										
4	8	5	24	.125										
Marquette University H.S.														
Marquette University H.S.		ATTACK			SET SERVE			SRV DEF			BLOCK GEN			
No. Name	GP	K	E	TA	PCT	A	SA	SE	RE	DIG	BS	BA	BE	BHE
2 Nate Kohlenberg.....	4	3	5	18	-.111	0	2	4	0	3	0	4	0	0
3 Zak Dugan.....	3	0	0	0	.000	0	0	2	1	5	0	0	0	0
4 Peter Heinen.....	4	3	3	11	.000	46	1	2	0	5	1	7	1	0
10 Michael Schneck.....	4	0	0	0	.000	1	1	1	1	9	0	0	0	0
11 Taylor Jerominski.....	3	0	0	0	.000	0	0	2	0	5	0	0	0	0
12 Matt Machi.....	4	9	1	14	.571	0	0	0	0	1	0	2	0	0
13 Alex Becherer.....	4	19	6	42	.310	1	0	1	0	3	0	2	0	0
14 Tom Niswonger.....	4	5	3	14	.143	0	0	0	0	0	0	2	1	0
15 Jack Geary.....	4	13	3	18	.556	0	2	1	0	4	0	10	2	0
<b>Totals.....</b>	<b>4</b>	<b>52</b>	<b>21</b>	<b>117</b>	<b>.265</b>	<b>48</b>	<b>6</b>	<b>13</b>	<b>3</b>	<b>35</b>	<b>1</b>	<b>27</b>	<b>4</b>	<b>0</b>
TEAM ATTACK PER GAME														
Game	K	E	TA	Pct	GAME SCORES			1	2	3	4	TEAM RECORDS		
1	13	9	30	.133	Middleton 25 15 25 18			27-3						
2	11	2	24	.375	Marquette Univ. H.S. 22 25 27 25			28-1						
3	16	9	36	.194										
4	12	1	27	.407										
Semifinal														
Nicolet (19-11) def. New Berlin Eisenhower/West (25-6) 25-20, 20-25, 25-23, 25-22														
New Berlin Eisen/West		ATTACK			SET SERVE			SRV DEF			BLOCK GEN			
No. Name	GP	K	E	TA	PCT	A	SA	SE	RE	DIG	BS	BA	BE	BHE
1 Chris Pokrzwywa.....	4	1	0	5	.200	34	0	2	0	2	0	0	0	0
2 Adam Vljaj.....	4	0	0	0	.000	0	1	0	2	13	0	0	0	0
3 Justin Lukomski.....	4	0	0	0	.000	0	4	2	0	4	0	0	0	1
4 Jeremy Dejno.....	4	24	7	50	.340	1	2	5	2	3	0	4	1	0



# 2008 Boys Volleyball Assignments

**Regionals**  
Fri., Oct. 31

**SECTIONAL #4**  
Tues., Nov. 4

**Sectionals**  
Thurs., Nov. 6

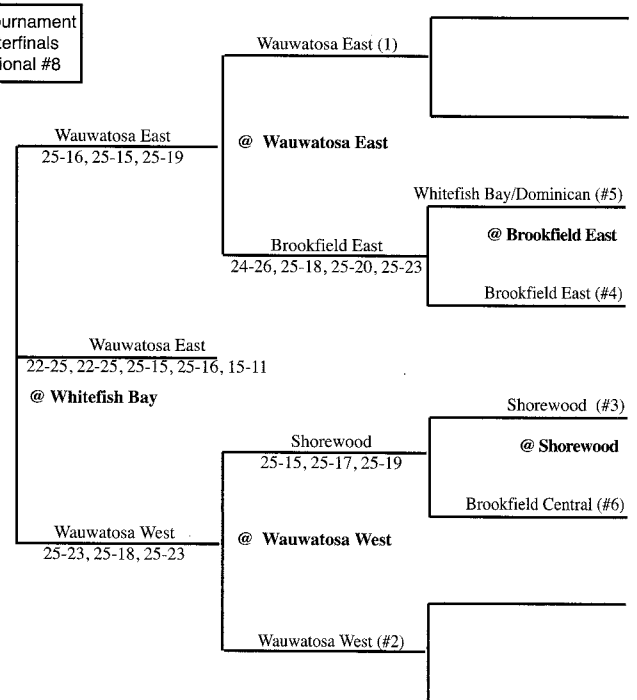
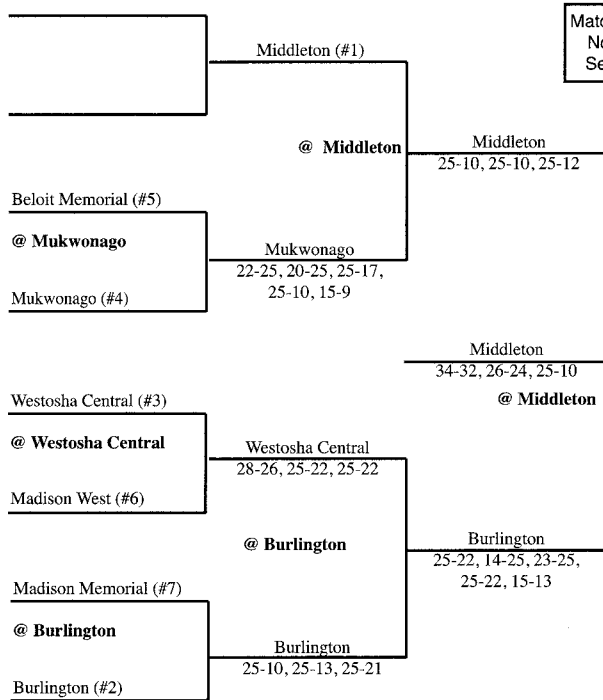
**SECTIONAL #8**  
Thurs., Nov. 6

**Sectionals**  
Tues., Nov. 4

**Regionals**  
Fri., Oct. 31

ALL MATCHES AT 7 P.M. UNLESS OTHERWISE INDICATED

ALL MATCHES AT 7 P.M. UNLESS OTHERWISE INDICATED



**Regionals**  
Fri., Oct. 31

**SECTIONAL #1**  
Tues., Nov. 4

**Sectionals**  
Thurs., Nov. 6

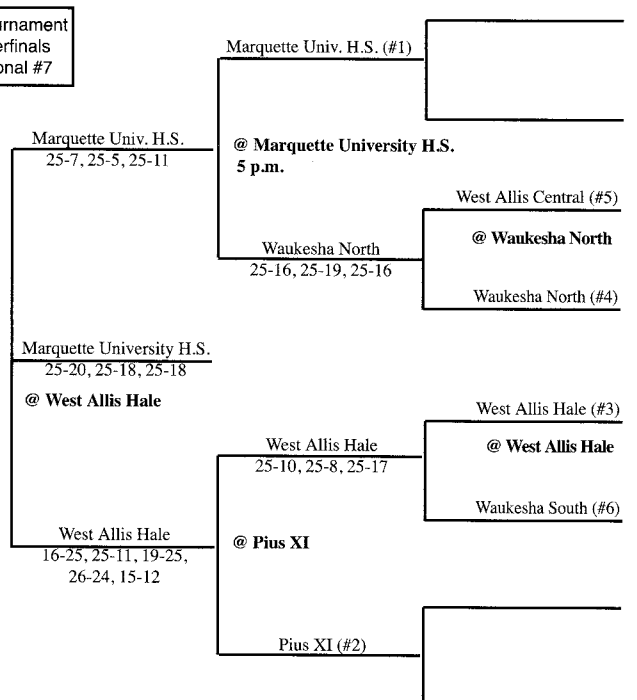
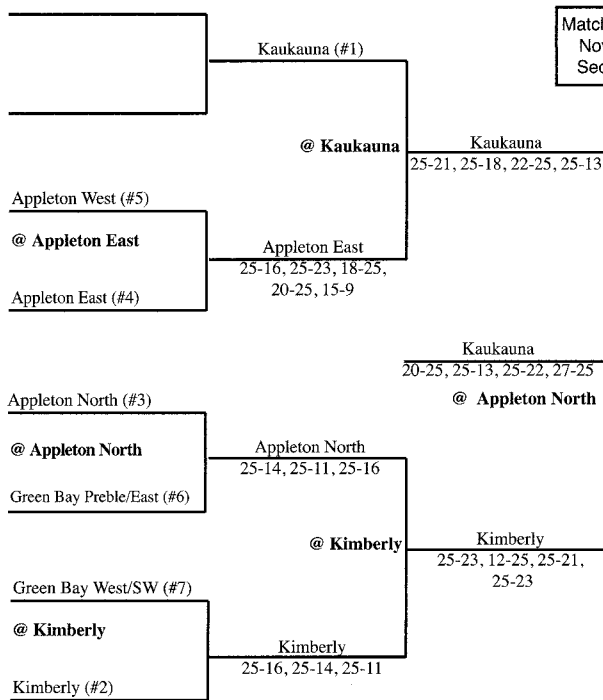
**SECTIONAL #7**  
Thurs., Nov. 6

**Sectionals**  
Tues., Nov. 4

**Regionals**  
Fri., Oct. 31

ALL MATCHES AT 7 P.M. UNLESS OTHERWISE INDICATED

ALL MATCHES AT 7 P.M. UNLESS OTHERWISE INDICATED



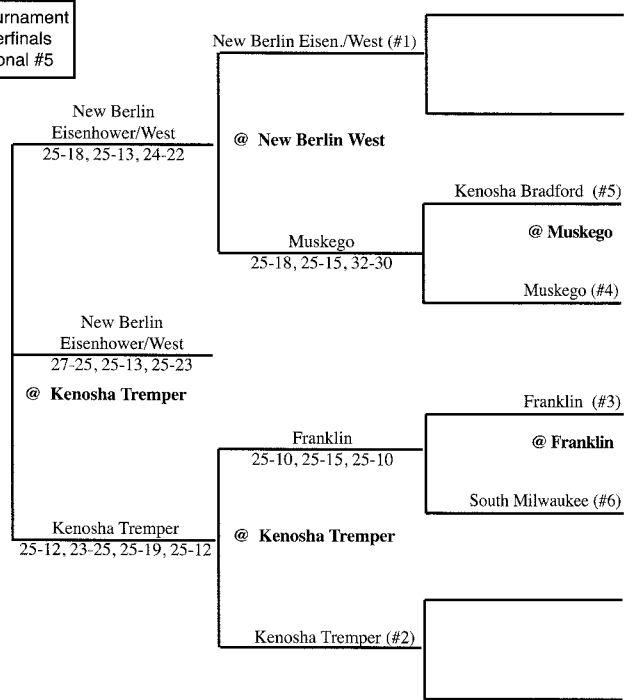
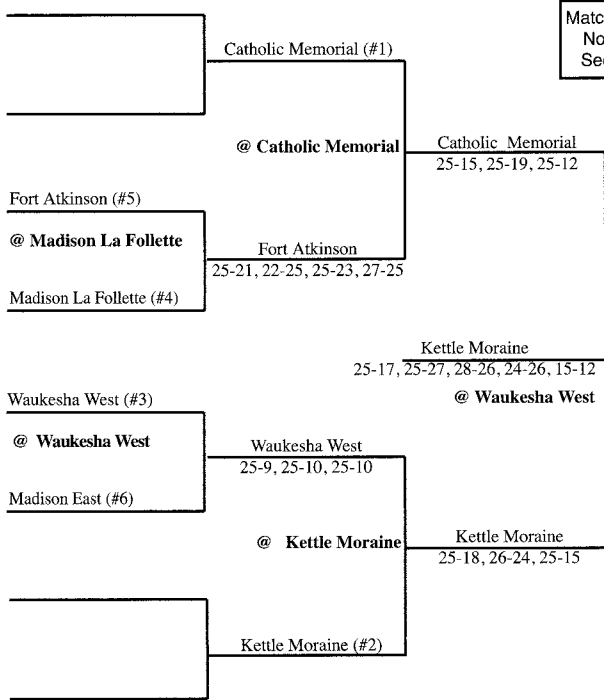
# 2008 Boys Volleyball Assignments

**REGIONAL #3**  
**Regionals** Fri., Oct. 31  
**Sectionals** Tues., Nov. 4  
**Sectionals** Thurs., Nov. 6

**REGIONAL #5**  
**Sectionals** Thurs., Nov. 6  
**Sectionals** Tues., Nov. 4  
**Regionals** Fri., Oct. 31

ALL MATCHES AT 7 P.M. UNLESS OTHERWISE INDICATED

ALL MATCHES AT 7 P.M. UNLESS OTHERWISE INDICATED

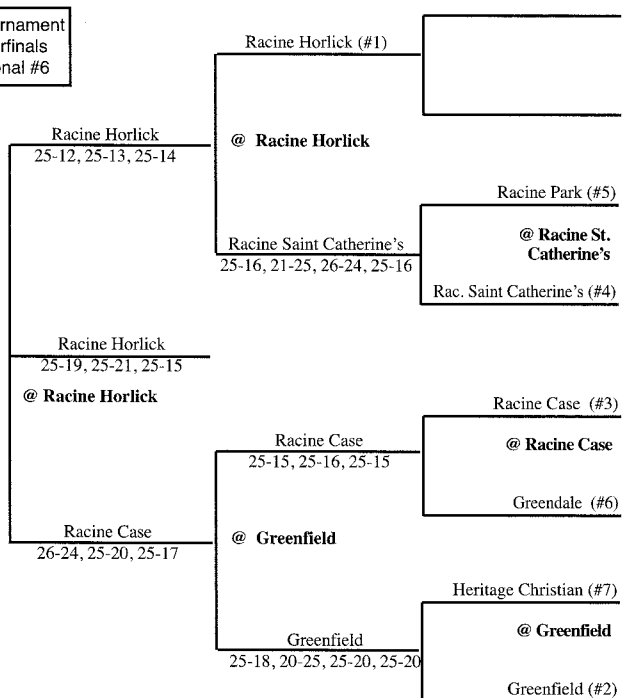
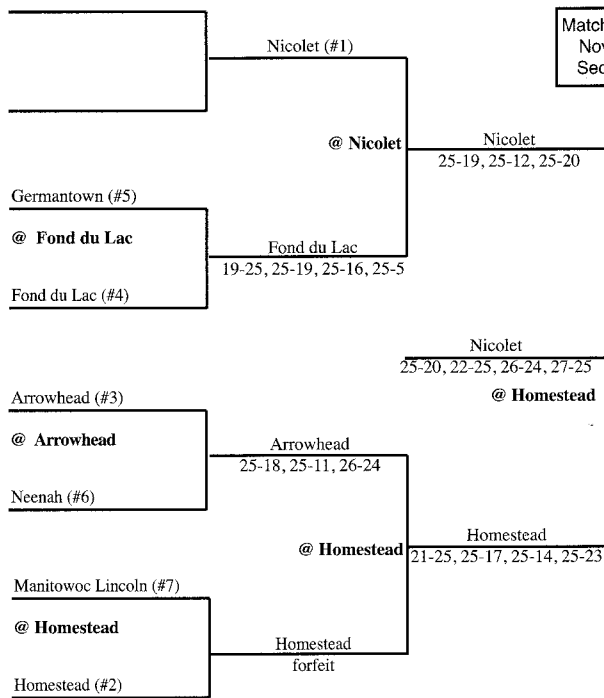


**REGIONAL #2**  
**Regionals** Fri., Oct. 31  
**Sectionals** Tues., Nov. 4  
**Sectionals** Thurs., Nov. 6

**REGIONAL #6**  
**Sectionals** Thurs., Nov. 6  
**Sectionals** Tues., Nov. 4  
**Regionals** Fri., Oct. 31

ALL MATCHES AT 7 P.M. UNLESS OTHERWISE INDICATED

ALL MATCHES AT 7 P.M. UNLESS OTHERWISE INDICATED



# State Boys Volleyball Champions

Years	Schools	Champion (Coach)	Runner-up (Coach)	Site
1947	100	Madison West (Bob Harris)	South Milwaukee (Ben Walters)	Madison
1948		NO STATE MEET		
1949	88	Madison Central (Harold [Gus] Pollock)	Belleville (C.H. Hageman)	Madison
1950	86	Madison Central (Harold [Gus] Pollock)	Waukesha (Roger Sohr)	Madison
1951	100	Waukesha (Roger Sohr)	Wisconsin High - Madison (Harold Metzen)	Waukesha
1952	114	Waukesha (Roger Sohr)	Wisconsin High - Madison (Harold Metzen) & South Milwaukee (Ben Walters)	Madison
1953	120	Waukesha (Roger Sohr)	Wauwatosa (Dan Tilloston)	Madison
1954	140	Wisconsin High - Madison (Harold Metzen)	Waukesha (Roger Sohr)	Madison
1955	150	Waukesha (Roger Sohr)	Wisconsin High - Madison (Harold Metzen)	Madison
1956	150	Portage (Frank Siewert)	Waukesha (Roger Sohr)	Madison
1957	131	Waukesha (Roger Sohr)	Greenwood (Cy Buker)	Waukesha
1958	175	Waukesha (Roger Sohr)	Hillsboro (William Voelz)	Waukesha
1959	168	Waukesha (Gene Wisner)	Portage (Frank Siewert)	Monona Grove (Madison)
1960	148	Waukesha (Gene Wisner)	Greenwood (Elmer Thompson)	Wisconsin Dells
1961	117	Waukesha (Gene Wisner)	South Milwaukee (Ben Walters)	Wisconsin Dells
1962	106	Wisconsin High - Madison (Harold Metzen)	South Milwaukee (Ben Walters)	Portage
1963	98	Wisconsin High - Madison (John Becker)	Whitefish Bay (Roland Peters)	Portage
1964	70	Wauwatosa West (Joe Crnkovich)	Antigo (Ralph Elleson)	Wauwatosa
1965	54	Monona Grove (Warren Uphoff)	Portage (Frank Siewert)	Wauwatosa West
1966	53	Whitefish Bay (Dante De La Pasqua)	Antigo (Ralph Elleson)	Antigo
1967	46	Antigo (Ralph Elleson)	Kaukauna (Dave Hash)	Antigo
1967*	44	Kaukauna (Dave Hash)	West Allis Hale (Glen Moerschel)	Kaukauna
1968	40	Antigo (Ralph Elleson)	Monona Grove (Warren Uphoff)	Kaukauna
1969	39	Kaukauna (Dave Hash)	South Milwaukee (Al Forsythe)	Antigo
1970	37	Kaukauna (Dave Hash)	Monona Grove (Warren Uphoff)	Antigo
1971	38	Appleton East (Orv Koepke)	Whitefish Bay (Dante De La Pasqua)	Whitefish Bay
1972	39	Kaukauna (Dave Hash)	Whitefish Bay (Dante De La Pasqua)	Whitefish Bay
1973	39	Whitefish Bay (Dante De La Pasqua)	Antigo (Ralph Elleson)	Neenah
1974	40	South Milwaukee (Al Forsythe)	Kaukauna (Dave Hash)	Neenah
1975	42	West Allis Hale (Mike Scott)	Neenah (Bob Meyer)	Oshkosh
1976	39	West Allis Hale (Mike Scott)	Kaukauna (Dave Hash)	Oshkosh
1977	38	Kaukauna (Dave Hash)	West Allis Hale (Mike Scott)	Oshkosh
1978	38	Kaukauna (Dave Hash)	Waukesha North (Bob Martin)	Oshkosh
1979	38	West Allis Hale (Mike Scott)	Racine Case (Gary Sorenson)	Oshkosh
1980	35	Kaukauna (Dave Hash)	Racine Case (Gary Sorenson)	Oshkosh
1981	34	Waukesha South (Bob Tolbert)	Racine Case (Gary Sorenson)	Oshkosh
1982	28	Kaukauna (Dave Hash)	West Allis Hale (John Zimmerman)	Oshkosh
1983 thru 1999		not a WIAA sponsored State Tournament		
2000	38	Catholic Memorial - Waukesha (Jason Baumann)	Pius XI - Milwaukee (Brock Cameron)	Waukesha West
2001	44	Pius XI - Milwaukee (Brock Cameron)	Arrowhead (Rob Kleinschmidt)	Waukesha West
2002	46	Marquette University H.S. (Larry Sorensen)	Racine Case (Gary Sorensen)	Waukesha West
2003	46	Racine Horlick (Sam Firtko)	Catholic Memorial (Mike Hanneman)	Waukesha West
2004	46	Marquette University H.S. (Larry Sorensen)	Catholic Memorial (Mike Hanneman)	Waukesha West
2005	46	Marquette University H.S. (Larry Sorensen)	Wauwatosa West (Jeffrey Liker)	Waukesha West
2006	50	Wauwatosa East (John Simon)	Catholic Memorial (Mike Hanneman)	Waukesha West
2007	51	Marquette University H.S. (Eric Sullivan)	Catholic Memorial (Mike Hanneman)	Waukesha West
2008	51	Marquette University H.S. (Eric Sullivan)	Nicolet (Brad Kuehl)	Wisconsin Lutheran

\*Volleyball became a fall sport effective in 1967-68

## Boys State Volleyball Participants

Abbotsford (2) – 1955 (2-6\*), 1958 (4-11\*)  
 Alma Center (3) – 1952 (9-11\*), 1953 (6-4\*), 1954 (9-13\*)  
 Almond (1) – 1953 (5-5\*)  
 Antigo (6) – 1964 (5-3\*), 1966 (4-2\*), 1967 (5-1\*), 1967# (2-4\*), 1968 (5-1\*), 1973 (5-4\*)  
 Appleton (1) – 1966 (0-6\*)  
 Appleton East (1) – 1971 (7-2\*)  
 Appleton North (4) – 2002 (0-1), 2005 (0-1), 2006 (1-1), 2007 (0-1)  
 Appleton West (1) – 1979 (4-5\*)  
 Arrowhead (4) – 2000 (1-1), 2001 (2-1), 2004 (1-1), 2005 (0-1)  
 Athens (3) – 1954 (6-6\*), 1955 (10-4\*), 1956 (2-8\*)  
 Baraboo (4) – 1950 (na\*), 1953 (3-7\*), 1954 (5-7\*), 1970 (1-8\*)  
 Belleville (1) – 1949 (na\*)  
 Beloit (1) – 1953 (3-7\*)  
 Benton (1) – 1955 (2-8\*)  
 Blair (3) – 1955 (8-7\*), 1957 (5-10\*), 1960 (4-6\*)  
 Boyceville (4) – 1952 (na\*), 1953 (11-9\*), 1954 (7-5\*), 1955 (2-6\*)  
 Brookfield Central (1) – 2002 (0-1)  
 Brookfield East (1) – 2000 (0-1)  
 Burlington (3) – 2001 (0-1), 2004 (0-1), 2005 (0-1)

Butternut (2) – 1961 (4-6\*), 1962 (2-8\*)  
 Catholic Memorial (6) – 2000 (3-0), 2003 (2-1), 2004 (2-1), 2005 (0-1), 2006 (2-1), 2007 (2-1)  
 Cambridge (1) – 1953 (7-3\*)  
 Clinton (2) – 1951 (2-2\*), 1952 (na\*)  
 Colby (1) – 1947 (0-4\*)  
 Drummond (1) – 1954 (1-11\*)  
 East Troy (1) – 1949 (na\*)  
 Endeavor-Oxford (3) – 1952 (9-11\*), 1953 (6-14\*), 1954 (5-7\*)  
 Fall River (1) – 1953 (1-9\*)  
 Fort Atkinson (3) – 1980 (1-2\*), 2000 (0-1), 2002 (0-1)  
 Gilman (1) – 1954 (4-8\*)  
 Glidden (1) – 1954 (0-12\*)  
 Granton (2) – 1950 (na\*), 1953 (1-9\*)  
 Grantsburg (1) – 1962 (1-9\*)  
 Green Lake (1) – 1955 (14-5\*)  
 Greenfield (2) – 2003 (0-1), 2006 (0-1)  
 Greenwood (6) – 1954 (7-5\*), 1957 (12-3\*), 1959 (4-6\*), 1960 (8-2\*), 1962 (6-4\*), 1963 (7-3\*)  
 Gresham (1) – 1955 (2-6\*)  
 Hayward (1) – 1954 (1-11\*)  
 Hillsboro (6) – 1953 (4-6\*), 1954 (16-6\*), 1955 (3-5\*), 1957 (4-11\*), 1958 (9-6\*), 1961 (5-5\*)

Homestead (3) – 2003 (1-1), 2004 (0-1), 2006 (1-1)  
 Hudson (5) – 1952 (na\*), 1953 (5-5\*), 1954 (7-5\*), 1955 (5-8\*), 1956 (1-9\*)  
 Juda (2) – 1950 (na\*), 1954 (8-4\*)  
 Kaukauna (16) – 1963 (2-8\*), 1967 (5-1\*), 1967# (4-2\*), 1969 (6-0\*), 1970 (8-1\*), 1972 (8-1\*), 1974 (6-3\*), 1976 (5-4\*), 1977 (8-1\*), 1978 (8-0\*), 1980 (3-0\*), 1981 (1-2\*), 1982 (8-1\*), 2003 (0-1), 2004 (0-1), 2008 (0-1)  
 Kenosha Tremper (4) – 2002 (2-1), 2003 (0-1), 2006 (0-1), 2007 (0-1)  
 Kettle Moraine (1) – 2008 (0-1)  
 La Farge (3) – 1950 (na\*), 1951 (2-5\*), 1952 (9-11\*)  
 Lakeland (Minocqua) (3) – 1960 (1-9\*), 1963 (1-9\*), 1965 (0-6\*)  
 Lancaster (3) – 1949 (na\*), 1954 (2-10\*), 1955 (5-5\*)  
 Lomira (2) – 1957 (8-7\*), 1960 (5-5\*)  
 Madison (1) – 1967# (3-4\*)  
 Madison Central (5) – 1947 (6-5\*), 1949 (na\*), 1950 (na\*), 1952 (14-6\*), 1953 (4-6\*)  
 Madison East (2) – 1968 (0-6\*), 1973 (3-6\*)  
 Madison La Follette (5) – 1977 (1-8\*), 1978 (0-8\*), 1979 (0-9\*), 1980 (0-3\*), 2001 (0-1)  
 Madison Memorial (1) – 2003 (0-1)  
 Madison West (8) – 1947 (8-2\*), 1958 (8-7\*), 1959 (4-6\*),

# Boys Volleyball

1972 (3-6\*), 1974 (0-9\*), 1975 (3-6\*), 1976 (2-7\*), 1981 (0-3\*)  
**Marquette University H.S.** (7) – 2002 (3-0), 2003 (1-1), 2004 (3-0), 2005 (3-0), 2006 (0-1), 2007 (3-0), 2008 (3-0)  
**Middleton** (4) – 2002 (0-1), 2006 (0-1), 2007 (1-1), 2008 (1-1)  
**Mindoro** (1) – 1950 (na\*)  
**Monona Grove** (9) – 1965 (4-2\*), 1966 (3-3\*), 1967 (1-5\*), 1967# (4-3\*), 1968 (4-2\*), 1969 (2-4\*), 1970 (6-3\*), 1975 (2-7\*), 1982 (1-8\*)  
**Mosinee** (2) – 1954 (1-11\*), 1955 (4-4\*)  
**Montello** (2) – 1954 (2-10\*), 1961 (3-7\*)  
**Monticello** (2) – 1951 (0-4\*), 1953 (2-8\*)  
**Mukwonago** (1) – 1955 (1-7\*)  
**Neenah** (2) – 1975 (4-5\*), 2001 (1-1)  
**New Berlin Eisenhower/West** (1) – 2008 (1-1)  
**Nicolet** (2) – 2007 (0-1), 2008 (2-1)  
**Omro** (1) – 1955 (4-6\*)  
**Onalaska** (1) – 1949 (na\*)  
**Ondossagon** (3) – 1955 (0-8\*), 1957 (3-12\*), 1958 (3-12\*)  
**Orfordville** (1) – 1952 (na\*)  
**Pius XI (Milwaukee)** (2) – 2000 (2-1), 2001 (3-0)  
**Portage** (6) – 1955 (8-7\*), 1956 (9-1\*), 1959 (7-3\*), 1962 (5-5\*), 1964 (3-5\*), 1965 (4-2\*)  
**Prescott** (2) – 1961 (0-10\*), 1963 (3-7\*)

**Racine Case** (7) – 1978 (2-6\*), 1979 (5-4\*), 1980 (2-1\*), 1981 (2-1\*), 2001 (0-1), 2002 (2-1), 2005 (1-1)  
**Racine Horlick** (4) – 2000 (1-1), 2002 (3-0), 2004 (1-1), 2008 (0-1)  
**Racine Park** (1) – 2007 (0-1)  
**Rio** (3) – 1949 (na\*), 1950 (na\*), 1951 (5-4\*)  
**Shorewood** (3) – 2000 (0-1), 2001 (1-1), 2005 (1-1)  
**Slinger** (2) – 1954 (8-4\*), 1955 (5-3\*)  
**South Milwaukee** (8) – 1947 (9-6\*), 1952 (16-4\*), 1954 (12-10\*), 1961 (9-3\*), 1962 (7-3\*), 1968 (3-3\*), 1969 (3-3\*), 1974 (7-2\*)  
**Spooner** (2) – 1955 (1-9\*), 1964 (0-8\*)  
**Sun Prairie** (1) – 1971 (1-8\*)  
**Tony** (1) – 1959 (0-10\*)  
**Waukesha** (17) – 1950 (na\*), 1951 (6-0\*), 1952 (21-0\*), 1953 (11-1\*), 1954 (19-3\*), 1955 (16-2\*), 1956 (8-2\*), 1957 (13-2\*), 1958 (15-0\*), 1959 (9-1\*), 1960 (9-1\*), 1961 (11-1\*), 1964 (4-4\*), 1969 (1-5\*), 1971 (4-5\*), 1972 (3-6\*), 1973 (3-6\*)  
**Waukesha North** (1) – 1978 (6-2\*)  
**Waukesha South** (5) – 1974 (5-4\*), 1976 (2-7\*), 1981 (3-0\*), 2000 (0-1), 2001 (0-1)  
**Wausau** (5) – 1953 (13-7\*), 1954 (17-5\*), 1955 (14-5\*), 1956 (7-3\*), 1959 (6-4\*)

**Wauwatosa** (2) – 1947 (6-4\*), 1953 (17-3\*)  
**Wauwatosa East** (4) – 2002 (2-1), 2006 (3-0), 2007 (1-1), 2008 (0-1)  
**Wauwatosa West** (5) – 1964 (8-0\*), 1965 (4-2\*), 1977 (2-7\*), 2004 (1-1), 2005 (2-1)  
**West Allis Hale** (7) – 1967 (1-5\*), 1967# (4-3\*), 1975 (9-0\*), 1976 (9-0\*), 1977 (7-2\*), 1979 (9-0\*), 1982 (7-2\*)  
**West Lima** (1) – 1949 (na\*)  
**West Milwaukee** (1) – 1947 (2-4\*)  
**Whitefish Bay** (7) – 1963 (8-2\*), 1966 (5-1\*), 1970 (3-6\*), 1971 (6-3\*), 1972 (4-5\*), 1973 (6-3\*), 1982 (2-7\*)  
**Whitehall** (2) – 1955 (0-8\*), 1958 (6-9\*)  
**Wilmot** (2) – 1947 (0-4\*), 1951 (0-4\*)  
**Winter** (1) – 1953 (2-8\*)  
**Wisconsin High (Madison)** (11) – 1947 (2-4\*), 1950 (na\*), 1951 (8-5\*), 1952 (16-4\*), 1953 (13-7\*), 1954 (20-2\*), 1955 (15-5\*), 1956 (3-7\*), 1960 (3-7\*), 1962 (9-1\*), 1963 (9-1\*)  
**Withee** (1) – 1951 (4-4\*)  
**Woodville** (1) – 1949 (na\*)

#Volleyball became a fall sport effective in 1967-68  
 \*Denotes pool play game results

## Volleyball Attendance

### Regionals

Appleton East	154
Appleton North	101
Arrowhead	87
Brookfield East	58
Burlington	147
Fond du Lac	53
Franklin	114
Greenfield	79
Kimberly	107
Madison La Follette	110
Mukwonago	60
Muskego	68
Racine Case	39
Racine Saint Catherine's	51
Shorewood	83
Waukesha North	43
Waukesha West	67
West Allis Hale	75
Westosha Central	102
<b>Total</b>	<b>1,598</b>

Catholic Memorial	166
Greenfield	69
Homestead (2 games)	542
Kaukauna	391
Kenosha Tremper (2 games)	243
Kettle Moraine	289
Kimberly	288
Marquette University H.S.	78
Middleton (2 games)	488
New Berlin West	176
Nicolet	129
Pius XI	257
Racine Horlick (2 games)	653
Waukesha West	452
Wauwatosa East	180
Wauwatosa West	287
West Allis Hale	403
Whitefish Bay	450
<b>Total</b>	<b>6,436</b>

### Summary

Regionals	1,598
Sectionals	6,436
State	5,714
<b>Total</b>	<b>13,748</b>

### Sectionals

Appleton North	601
Burlington	294

## Boys Volleyball Comparison

Year	Regional Attnd.	Sectional Attnd.	State Attnd.	Total Attnd.
1970	----	----	43	43
1971	----	----	287	287
1972	----	----	267	267
1973	----	723	569	1,292
1974	----	538	270	1,970
1975	949	443	2,535 +	1,392
1976	1,178	579	2,613 +	1,757
1977	1,325	769	3,488 +	2,194
1978	1,225	403	4,209 +	1,628
1979	1,255	573	4,138 +	1,828
1980	----	489	4,735 +	489
1981	----	405	4,344 +	405
1982	----	415	4,909 +	415
2000	584	4,544	2,861	7,989
2001	1,192	5,855	3,730	10,777
2002	1,255	6,231	3,144	10,630
2003	1,614	6,951	2,899	11,464
2004	1,803	5,379	2,623	9,805
2005	1,592	6,174	3,788	11,554
2006	2,481	6,079	3,133	11,693
2007	2,237	7,228	4,074	13,539
2008	1,598	6,436	5,714	13,748

\*No Sectional record available for 1970  
 +State Tournament Combined – Boys & Girls

## Boys Volleyball Financial Statement

### Regional Receipts

Tickets	\$ 6,281.00
Broadcast Rights	0.00
<b>Total Regional Receipts</b>	<b>\$ 6,281.00</b>

### Regional Expenses

Host Allowance	\$ 4,593.10
Officials Fees	3,538.25
Awards	0.00
<b>Total Regional Expenses</b>	<b>\$ 8,131.35</b>

### Sectional Receipts

Tickets	\$ 25,402.00
Broadcast Rights	0.00
<b>Total Sectional Receipts</b>	<b>\$ 25,402.00</b>

### Sectional Expenses

Host Allowance	\$ 13,065.82
Officials Fees	5,106.92
Awards	1,351.40
<b>Total Sectional Expenses</b>	<b>19,524.14</b>

### State Receipts

Tickets	\$ 35,530.00
Programs	563.00
Program Ads	692.84
Broadcast Rights	0.00
<b>Total State Receipts</b>	<b>\$ 36,785.84</b>

### State Expenses

Running Meet	\$ 17,088.20
Host Allowance	0.00
On-Site Coordinator	0.00
Programs	1,745.00
Officials	1,643.82
Awards	388.00
Participant Travel	3,919.00
<b>Total State Expenses</b>	<b>\$ 24,784.02</b>

<b>GRAND TOTAL RECEIPTS</b>	<b>\$ 68,468.84</b>
<b>GRAND TOTAL EXPENSES</b>	<b>52,439.51</b>
<b>DIFFERENCE</b>	<b>\$ 16,029.33</b>

# Girls Volleyball

The WIAA began sponsoring a tournament series in girls volleyball in 1973. Shawano won the first state team championship with West Allis Hale finishing runner-up.

The first two State Tournaments were held at Neenah. The tournament was then moved to the University of Wisconsin-Oshkosh Kolf Fieldhouse from 1975 to 1993 before returning to Neenah in 1994. In 2002, the State Tournament moved to its current home, the Resch Center in Green Bay. The tournament series followed the three division A-B-C format, except for the first year in 1973 when there was only one class. Terminology was changed from classes to divisions in 1990

when the tournament format changed to four divisions of competition.

Waupun leads all schools with 11 state titles. Abbotsford is next in line with seven, and Wauwatosa East and West Bend East are next with six State championships. Westosha Central has won five titles, and Kettle Moraine Lutheran, Waunakee and West Allis Hale have won four titles. Cambridge, Catholic Central, Cuba City, Dodgeville, Platteville, Turtle Lake and Williams Bay are next with three.

Westosha Central has appeared in the most State Tournaments with 18. West Bend East is next with 17, followed by Wauwatosa East with 16. Waupun has appeared in 14 tourna-

ments with Abbotsford qualifying 12 times. West Allis Hale and Watertown are next with 11 State Tournaments and then Neenah with 10. Cuba City, Grantsburg, Kimberly and Portage have played in nine.

Waupun is the only program to win five straight championships (2001-05). In addition, it is one of only six schools to have won three straight championships, winning titles from 1995-97. Abbotsford accomplished the feat twice (1981-83, 1997-99). Turtle Lake won three consecutive from 1993-95; Kettle Moraine Lutheran accomplished the feat from 2002-04; Williams Bay won three straight from 2003-05; and Catholic Central captured crowns from 2006-08.

## State Championships Resch Center – Green Bay – November 6-8, 2008

**Division 1 Championship**  
**Kenosha Tremper (34-13) def. Pius XI (42-6) 25-23, 25-23, 23-25, 25-23**

Kenosha Tremper		ATTACK				SET SERVE				SRV DEF		BLOCK			GEN
No.	Name	GP	K	E	TA	PCT	A	SA	SE	RE	DIG	BS	BA	BE	BHE
3	Tricia Tirabassi	4	0	0	6	.000	58	1	0	0	15	0	1	0	2
4	Lauren Mogensen	3	1	0	1	1.000	0	2	0	0	13	0	0	0	1
5	Amanda Spaay	4	0	0	1	.000	1	1	1	2	37	0	0	0	0
6	Mallory Robinson	4	1	0	7	.143	0	2	0	1	15	0	1	0	0
8	Rebecca Kelly	4	16	3	44	.295	0	0	0	0	0	0	3	0	0
9	Beth Larsen	4	0	0	9	.000	1	0	0	0	1	1	1	0	0
11	Mariska VanDenBergh	4	17	2	40	.375	0	0	0	0	3	0	1	0	0
12	Abby Padlock	4	27	5	86	.256	0	0	1	4	26	0	1	0	0
TEAM											1				
Totals		4	62	10	194	.268	60	6	2	8	110	1	8	0	3
TEAM ATTACK PER GAME															
Game	K	E	TA	Pct	GAME SCORES				TEAM RECORDS						
1	20	2	41	.439	Kenosha Tremper	25	25	23	25	34-13					
2	14	3	54	.204	Pius XI	23	23	25	23	42-6					
3	13	2	48	.229											
4	15	3	51	.235											

**Pius XI**


Pius XI		ATTACK				SET SERVE				SRV DEF		BLOCK			GEN
No.	Name	GP	K	E	TA	PCT	A	SA	SE	RE	DIG	BS	BA	BE	BHE
12	Rebecca Krystek	4	7	1	24	.250	0	1	0	1	1	1	0	0	0
13	Carmen Terriquez	4	0	0	0	.000	1	0	0	1	25	0	0	0	0
21	Emily Syndor	4	15	4	54	.204	0	0	0	0	5	0	1	0	0
25	Megan Koller	2	0	1	5	-.200	0	0	0	0	0	0	0	0	0
33	Shannon McKeon	2	0	2	6	-.333	0	0	0	0	0	0	1	1	0
41	Samantha Minton	4	2	2	13	.000	52	7	0	0	21	0	0	0	1
43	Caroline Langer	4	32	5	74	.365	1	0	0	0	19	0	0	0	0
45	Stephanie Jones	4	1	0	3	.333	2	0	0	1	18	0	0	0	0
50	Sabrina Marunowski	4	0	0	1	.000	1	0	0	0	23	0	0	0	0
53	Molly Syndor	4	6	3	23	.130	1	0	0	2	3	0	0	0	0
TEAM											1				
Totals		4	63	18	203	.222	58	8	0	6	115	1	2	1	1
TEAM ATTACK PER GAME															
Game	K	E	TA	Pct	GAME SCORES				TEAM RECORDS						
1	16	2	44	.318	Kenosha Tremper	25	25	25	25	33-13					
2	15	9	60	.100	West Bend East	18	13	18	18	43-7					
3	16	4	48	.250											
4	16	3	51	.255											

**Division 1 Semifinal**  
**Kenosha Tremper (33-13) def. West Bend East (43-7) 25-18, 25-13, 25-18**


Kenosha Tremper		ATTACK				SET SERVE				SRV DEF		BLOCK			GEN
No.	Name	GP	K	E	TA	PCT	A	SA	SE	RE	DIG	BS	BA	BE	BHE
3	Tricia Tirabassi	3	2	2	13	.000	36	0	0	1	16	1	0	0	0
4	Lauren Mogensen	3	0	0	1	.000	0	3	0	1	14	0	0	0	0
5	Amanda Spaay	3	0	0	1	.000	1	0	1	0	16	0	0	0	0
6	Mallory Robinson	3	1	1	6	.000	0	0	0	0	10	0	0	0	0
8	Rebecca Kelly	3	12	3	30	.300	0	0	0	0	2	2	1	0	0
9	Beth Larsen	3	4	0	8	.500	0	0	0	0	0	0	4	0	1
11	Mariska VanDenBergh	3	10	1	19	.474	0	0	1	0	0	1	3	1	0
12	Abby Padlock	3	19	2	40	.425	1	0	0	0	12	1	0	1	0
TEAM											1				
Totals		3	48	9	118	.331	38	3	2	3	70	5	8	2	1
TEAM ATTACK PER GAME															
Game	K	E	TA	Pct	GAME SCORES				TEAM RECORDS						
1	19	3	37	.432	Kenosha Tremper	25	25	25	25	33-13					
2	14	2	33	.364	West Bend East	18	13	18	18	43-7					
3	15	4	48	.229											

West Bend East		ATTACK				SET SERVE				SRV DEF		BLOCK			GEN
No.	Name	GP	K	E	TA	PCT	A	SA	SE	RE	DIG	BS	BA	BE	BHE
1	Kim Karnitz	1	0	0	0	.000	0	0	0	0	2	0	0	0	0
2	Stephanie Wilde	3	8	5	22	.136	1	0	0	0	3	1	0	0	0
3	Caitlin Martin	3	0	0	3	.000	0	1	2	2	14	0	0	0	0



**KENOSHA TREMPER – GIRLS VOLLEYBALL CHAMPIONS (DIVISION 1) – 2008-2009**  
Team members: Diane Ewens, Tricia Tirabassi, Lauren Mogensen, Amanda Spaay, Mallory Robinson, Taylor Dietman, Rebecca Kelly, Beth Larsen, Mariska VanDenBergh, Abby Padlock, Katelyn Hegewald, Caitlyn Richter.



**WAUPUN – GIRLS VOLLEYBALL CHAMPIONS (DIVISION 2) – 2008-2009**  
Team members: Kayla Michalowski, Devan Vossekuil, Bridget Nickel, Alexa Finstad, Jenell Larsen, Trisha Core, Brandi Dolgner, Michielah Navis, Amanda VanEgtern, Libby Bresser, Lydia Guell.





7 Amanda Buck	4	8	1	21	.333	0	0	0	0	3	0	0	1	0
8 Alysa Olson	4	6	4	30	.067	0	1	1	0	11	0	0	0	0
9 Stephanie Decker	4	7	1	26	.231	0	5	2	0	4	0	0	1	1
10 Courtney Mrotek	4	4	2	20	.100	0	0	0	1	4	0	4	1	0
12 Katie Marty	4	9	3	35	.171	0	0	0	0	14	0	1	0	0
20 Stacy Eaton	4	0	0	0	.000	0	0	0	0	22	0	0	0	2
<b>Totals</b>	<b>4</b>	<b>36</b>	<b>11</b>	<b>137</b>	<b>.182</b>	<b>34</b>	<b>7</b>	<b>3</b>	<b>2</b>	<b>77</b>	<b>0</b>	<b>5</b>	<b>3</b>	<b>5</b>

**TEAM ATTACK PER GAME**

Game	K	E	TA	Pct
1	11	2	32	.281
2	8	2	38	.158
3	7	5	37	.054
4	10	2	30	.267

**GAME SCORES**

	1	2	3	4	TEAM RECORDS
Manitowoc Lincoln	25	22	16	23	38-5
Muskego	16	25	25	25	40-5

TOTAL TEAM BLOCKS: 2.5

**Muskego**

No. Name	GP	K	E	TA	PCT	A	SA	SE	RE	DIG	BS	BA	BE	BHE
2 Sarah Mlachnik	4	0	0	2	.000	0	0	1	0	16	0	0	0	0
3 Katie Ellerson	4	11	1	24	.417	1	0	0	0	0	0	2	0	0
4 Jessica Stanton	4	1	1	3	.000	0	0	0	0	1	0	3	0	0
6 Kate La Tour	4	1	0	2	.500	18	0	0	0	6	0	1	0	2
7 Rachel Jeske	3	0	2	2	-1.000	0	0	0	0	3	0	0	0	0
8 Ali Gilsch	4	6	7	31	-.032	0	0	0	0	1	0	1	0	0
10 Tricia Foldy	4	0	0	2	.000	0	1	0	2	24	0	0	0	0
11 Rachel Glisch	4	12	4	37	.216	0	1	2	2	6	0	1	0	0
15 Hannah Blanchard	4	0	1	3	-.333	26	0	1	0	10	0	0	0	0
21 Lauren Krum	4	8	2	38	.158	2	0	1	2	6	0	6	0	1
22 Rachel Neuburger	4	8	1	18	.389	0	0	0	1	0	0	8	0	0
<b>Totals</b>	<b>4</b>	<b>47</b>	<b>19</b>	<b>162</b>	<b>.173</b>	<b>47</b>	<b>2</b>	<b>5</b>	<b>7</b>	<b>73</b>	<b>0</b>	<b>22</b>	<b>0</b>	<b>3</b>

**TEAM ATTACK PER GAME**

Game	K	E	TA	Pct
1	10	6	35	.114
2	14	4	36	.278
3	8	3	47	.106
4	15	6	44	.205

**Division 1 Quarterfinal**

**Pius XI (41-5) def. D.C. Everest (33-7) 14-25, 26-24, 25-15, 27-25**

**D.C. Everest**

No. Name	GP	K	E	TA	PCT	A	SA	SE	RE	DIG	BS	BA	BE	BHE
1 Alison Charles	4	1	0	8	.125	44	1	0	0	9	0	1	0	2
2 Kayla Groehler	4	0	0	0	.000	1	2	0	0	27	0	0	0	0
3 Tylore Zblewski	4	0	0	0	.000	0	1	1	0	7	0	0	0	0
5 Molly Lieth	4	5	1	22	.182	0	0	0	0	1	0	0	0	0
7 Holly Edelburg	4	3	2	25	.040	0	0	1	2	10	0	0	0	1
8 Kaylee Zblewski	4	0	0	0	.000	0	2	1	0	16	0	0	0	0
10 Kaitlin Heller	4	10	7	25	.120	0	0	0	0	0	0	1	0	0
11 Hannah Jaszurda	4	4	1	12	.250	2	0	0	1	1	0	3	0	0
14 Carmen Leitermann	4	29	16	87	.149	1	0	1	0	3	0	3	0	1
<b>Totals</b>	<b>4</b>	<b>52</b>	<b>27</b>	<b>179</b>	<b>.140</b>	<b>48</b>	<b>6</b>	<b>4</b>	<b>3</b>	<b>74</b>	<b>0</b>	<b>8</b>	<b>0</b>	<b>4</b>

**TEAM ATTACK PER GAME**

Game	K	E	TA	Pct
1	14	4	41	.244
2	13	6	45	.156
3	9	11	38	-.053
4	16	6	55	.182

**GAME SCORES**

	1	2	3	4	TEAM RECORDS
D.C. Everest	25	24	15	25	33-7
Pius XI	14	26	25	27	41-5

TOTAL TEAM BLOCKS: 4.0

**Pius XI**

No. Name	GP	K	E	TA	PCT	A	SA	SE	RE	DIG	BS	BA	BE	BHE
11 Jordyn Bratel	1	0	0	0	.000	0	0	0	0	0	0	0	0	0
12 Rebecca Krystek	4	6	3	21	.143	0	1	0	0	0	1	5	1	0
13 Carmen Terriquez	4	0	0	1	.000	1	0	0	0	20	0	0	0	0
15 Korina Yee	1	0	0	0	.000	0	0	0	0	0	0	0	0	0
21 Emily Syndor	4	14	8	49	.122	0	0	0	0	6	0	2	0	0
25 Megan Koller	3	6	0	10	.600	0	0	0	0	1	0	4	0	0
33 Shannon McKeon	1	3	0	6	.500	0	0	0	0	0	0	1	0	0
41 Samantha Minton	4	1	0	2	.500	45	1	0	0	20	0	0	0	0
43 Caroline Langer	4	18	4	51	.275	0	1	2	1	13	0	5	0	0
45 Stephanie Jones	4	0	1	1	-1.000	0	0	3	4	5	0	0	0	0
50 Sabrina Maranowski	4	1	1	5	.000	1	0	1	1	15	0	0	0	0
53 Molly Syndor	4	5	0	16	.313	3	0	0	0	2	0	3	0	0
<b>Totals</b>	<b>4</b>	<b>54</b>	<b>17</b>	<b>162</b>	<b>.228</b>	<b>50</b>	<b>3</b>	<b>6</b>	<b>6</b>	<b>82</b>	<b>1</b>	<b>20</b>	<b>1</b>	<b>0</b>

**TEAM ATTACK PER GAME**

Game	K	E	TA	Pct
1	10	7	41	.073
2	18	8	51	.196
3	12	1	26	.423
4	14	1	44	.295

**Division 2 Championship**

**Waupun (49-5) def. Catholic Memorial (38-12) 25-19, 25-15, 25-19**

**Catholic Memorial**

No. Name	GP	K	E	TA	PCT	A	SA	SE	RE	DIG	BS	BA	BE	BHE
1 Diane McLeod	2	4	2	8	.250	4	0	0	0	1	0	0	0	0
2 Patti Abshire	3	0	1	2	-.500	2	0	0	0	8	0	0	0	0
3 Kaitlyn Hastings	3	0	0	1	.000	0	0	1	0	5	0	0	0	0
4 Samantha Derynda	3	2	0	2	1.000	21	0	1	0	12	0	0	0	0
5 Kate Acker	3	15	5	36	.278	2	1	2	4	14	0	0	0	3
6 Aly Kujawa	3	4	4	25	.000	0	0	0	0	2	0	0	0	0
7 Colleen Hanley	3	0	0	0	.000	1	2	2	2	6	0	0	0	0
9 Kelli Browning	2	5	7	18	-.111	0	0	0	0	0	1	0	0	0
11 Julie Kolinke	3	4	3	12	.083	0	0	0	0	0	0	0	0	0
12 Greta Davis	3	0	0	0	.000	0	0	1	0	0	0	0	0	0
13 Nicole Welsh	1	0	0	0	.000	1	0	0	0	0	0	0	0	0
<b>Totals</b>	<b>3</b>	<b>34</b>	<b>22</b>	<b>104</b>	<b>.115</b>	<b>31</b>	<b>3</b>	<b>7</b>	<b>6</b>	<b>48</b>	<b>1</b>	<b>0</b>	<b>0</b>	<b>3</b>

**TEAM ATTACK PER GAME**

Game	K	E	TA	Pct
1	12	10	41	.049
2	8	7	30	.033
3	14	5	33	.273

**GAME SCORES**

	1	2	3	TEAM RECORDS
Catholic Memorial	19	15	19	38-12
Waupun	25	25	25	49-5

TOTAL TEAM BLOCKS: 1.0

**Waupun**

No. Name	GP	K	E	TA	PCT	A	SA	SE	RE	DIG	BS	BA	BE	BHE
14 Bridget Nickel	3	15	4	39	.282	3	1	1	0	5	0	2	0	0
17 Jenell Larsen	2	0	0	3	.000	0	0	0	0	0	0	3	0	0
18 Trisha Core	3	6	0	14	.429	1	1	0	0	8	2	0	0	0
20 Brandi Dolgner	3	14	1	25	.520	2	2	2	0	14	0	2	0	0
21 Michielah Navis	3	1	1	10	.000	27	0	0	0	4	0	0	0	1
22 Amanda VanEgten	3	0	0	0	.000	0	0	1	0	3	0	0	0	0

24 Libby Bresser	3	4	0	8	.500	1	0	0	0	0	1	3	0	0
27 Lydia Guell	3	0	0	1	.000	0	2	1	1	7	0	0	0	0
<b>Totals</b>	<b>3</b>	<b>40</b>	<b>6</b>	<b>100</b>	<b>.340</b>	<b>34</b>	<b>6</b>	<b>3</b>	<b>3</b>	<b>41</b>	<b>1</b>	<b>12</b>	<b>0</b>	<b>1</b>

**TEAM ATTACK PER GAME**

Game	K	E	TA	Pct
1	11	2	35	.257
2	12	2	28	.357
3	17	2	37	.405

TOTAL TEAM BLOCKS: 7.0

**Division 2 Semifinal**

**Catholic Memorial (38-11) def. Brodhead (37-6) 25-23, 25-23, 25-20**

**Brodhead**

No. Name	GP	K	E	TA	PCT	A	SA	SE	RE	DIG	BS	BA	BE	BHE
1 Amanda Johnson	2	0	0	0	.000	1	0	1	3	10	0	0	0	1
2 Cassie Wymmer	3	1	0	1	1.000	30	0	1	0	1	0	1	0	1
3 Courtney Mielke	3	14	4	32	.313	1	0	1	0	11	0	0	0	0
4 Kristen Ruchti	3	12	8	47	.085	1	0	1	0	2	2	1	1	0
7 Jordan Riese	3	4	5	25	-.040	0	0	0	0	19	1	0	0	0
8 Megan Heller	3	0	0	0	.000	0	0	0	0	0	1	0	0	0
10 Dana Lewis	3	3	1	11	.182	0	0	1	0	0	1	0	0	0
11 Brooke Lederman	1	0	0	1	.000	0	0	0	0	0	0	0	0	0
12 Mariah Mohns	3	1	1	5	.000	0	0	0	0	1	0	0	1	0
<b>Totals</b>	<b>3</b>	<b>35</b>	<b>19</b>	<b>122</b>	<b>.131</b>	<b>33</b>	<b>0</b>	<b>5</b>	<b>4</b>	<b>45</b>	<b>4</b>	<b>2</b>	<b>2</b>	<b>2</b>

**TEAM ATTACK PER GAME**

Game	K	E	TA	Pct
1	9	7	37	.054
2	12	6	36	.167
3	14	6	49	.163

**GAME SCORES**

	1	2	3	TEAM RECORDS
Brodhead	23	23	20	37-6
Catholic Memorial	25	25	25	38-11

# Girls Volleyball

Grantsburg		ATTACK				SET SERVE				SRV DEF				BLOCK				GEN
No. Name	GP	K	E	TA	PCT	A	SA	SE	RE	DIG	BS	BA	BE	BHE				
4 Nicole Davis	3	2	1	10	.100	4	0	0	0	1	0	2	0	0	0			
5 Kortney Morrin	3	12	7	44	.114	0	0	0	1	3	13	0	0	0	0			
6 Lauren Romanowski	3	2	1	6	.167	0	0	0	0	3	1	1	0	0	0			
8 Kallie Thoreson	1	0	0	0	.000	0	0	0	0	0	0	0	0	0	0			
9 Anne Palmquist	3	4	2	15	.133	0	0	0	0	2	3	0	0	0	0			
11 Tiffany Meyer	2	0	0	0	.000	0	0	0	0	2	0	0	0	0	1			
13 Ingrid Ames	3	1	3	7	-.286	0	1	0	0	4	0	1	0	0	0			
16 Larissa Wilhelm	3	0	0	0	.000	8	0	0	0	1	0	0	0	0	0			
20 Sarah Wald	3	0	0	0	.000	0	0	0	0	7	0	0	0	0	0			
21 Emily Cole	3	1	1	4	.000	10	0	0	0	2	0	0	0	0	1			
25 Heather Davison	3	0	0	0	.000	0	0	1	0	0	0	0	0	0	0			
<b>Totals</b>	<b>3</b>	<b>22</b>	<b>15</b>	<b>86</b>	<b>.081</b>	<b>22</b>	<b>1</b>	<b>2</b>	<b>3</b>	<b>35</b>	<b>4</b>	<b>4</b>	<b>0</b>	<b>2</b>				

TEAM ATTACK PER GAME  
 Game K E TA Pct  
 1 8 5 27 .111  
 2 7 5 32 .063  
 3 7 5 27 .074

## Division 3 Semifinal

Wisconsin Heights (43-2) def.

Shoreland Lutheran (34-10) 25-22, 25-21, 25-13

Wisconsin Heights		ATTACK				SET SERVE				SRV DEF				BLOCK				GEN
No. Name	GP	K	E	TA	PCT	A	SA	SE	RE	DIG	BS	BA	BE	BHE				
4 Kaia Friske	3	4	2	14	.143	0	0	0	0	2	1	3	2	0	0			
5 Tayler Mickelson	3	0	0	0	.000	13	4	1	1	4	0	0	0	0	0			
11 Kalli Lochner	3	5	6	22	-.045	0	1	2	0	4	2	3	0	0	0			
12 Ali Wilkinson	3	6	1	18	.278	3	0	0	0	1	0	1	0	0	0			
13 Alexa Barsness	3	6	5	29	.034	2	0	0	0	10	0	3	0	0	0			
17 Lauren Radix	3	2	3	14	-.071	13	0	1	0	10	0	2	1	0	0			
20 Hillary Hughes	3	10	4	31	.194	1	2	1	1	18	0	0	0	0	0			
24 Anna Ruhland	3	0	0	0	.000	0	0	0	0	14	0	0	0	0	0			
<b>Totals</b>	<b>3</b>	<b>33</b>	<b>21</b>	<b>128</b>	<b>.094</b>	<b>32</b>	<b>7</b>	<b>5</b>	<b>2</b>	<b>63</b>	<b>3</b>	<b>12</b>	<b>3</b>	<b>0</b>				

TEAM ATTACK PER GAME  
 Game K E TA Pct  
 1 12 8 45 .089  
 2 9 8 54 .019  
 3 12 5 29 .241

Shoreland Lutheran		ATTACK				SET SERVE				SRV DEF				BLOCK				GEN
No. Name	GP	K	E	TA	PCT	A	SA	SE	RE	DIG	BS	BA	BE	BHE				
4 Bekah Sittig	3	2	2	15	.000	1	1	1	1	11	0	1	0	0	0			
5 Taylor Bahr	3	2	8	23	-.261	7	0	1	0	5	0	1	0	0	0			
6 Erin Kelly	3	0	2	7	-.286	0	0	0	0	0	3	0	0	0	0			
11 A.J. Naumann	3	4	0	20	.200	2	0	1	0	0	2	4	0	0	0			
12 Brittany Bahr	3	6	4	25	.080	3	0	1	1	9	0	1	0	0	0			
13 Becky Engelbrecht	3	1	1	5	.000	0	0	1	1	8	0	2	0	0	0			
17 Katie Morman	3	0	2	2	-.000	2	1	0	4	27	0	0	0	0	0			
<b>Totals</b>	<b>3</b>	<b>15</b>	<b>19</b>	<b>97</b>	<b>-.041</b>	<b>15</b>	<b>2</b>	<b>5</b>	<b>7</b>	<b>60</b>	<b>2</b>	<b>12</b>	<b>0</b>	<b>0</b>				

TEAM ATTACK PER GAME  
 Game K E TA Pct  
 1 6 7 37 -.027  
 2 7 6 40 .025  
 3 2 6 20 -.200

## Division 3 Semifinal

Grantsburg (37-0) def. Newman Catholic (28-3) 25-11, 25-13, 17-25, 25-17

Grantsburg		ATTACK				SET SERVE				SRV DEF				BLOCK				GEN
No. Name	GP	K	E	TA	PCT	A	SA	SE	RE	DIG	BS	BA	BE	BHE				
4 Nicole Davis	4	0	0	4	.000	4	0	1	0	2	0	3	0	1	0			
5 Kortney Morrin	4	21	7	69	.203	1	3	3	1	15	0	0	0	1	0			
6 Lauren Romanowski	4	4	2	10	.200	1	2	3	0	11	0	3	0	0	0			
9 Anne Palmquist	4	13	3	32	.313	0	0	0	0	3	0	0	0	0	0			
11 Tiffany Meyer	4	0	0	0	.000	2	0	0	0	2	0	0	0	0	0			
13 Ingrid Ames	4	5	0	9	.556	1	1	2	0	4	0	0	0	0	0			
15 Carly Larson	1	0	0	0	.000	0	0	0	0	3	0	0	0	0	0			
16 Larissa Wilhelm	4	0	0	0	.000	9	0	0	0	0	0	0	0	0	1			
20 Sarah Wald	3	0	0	1	.000	1	0	0	0	4	9	0	0	0	1			
21 Emily Cole	4	2	1	8	.125	23	1	1	0	6	0	0	0	0	0			
25 Heather Davison	4	0	0	0	.000	0	1	2	0	3	0	0	0	0	0			
<b>Totals</b>	<b>4</b>	<b>45</b>	<b>13</b>	<b>133</b>	<b>.241</b>	<b>42</b>	<b>8</b>	<b>12</b>	<b>5</b>	<b>58</b>	<b>0</b>	<b>6</b>	<b>0</b>	<b>4</b>				

TEAM ATTACK PER GAME  
 Game K E TA Pct  
 1 15 4 35 .314  
 2 13 2 35 .314  
 3 9 4 29 .172  
 4 8 3 34 .147

Newman Catholic		ATTACK				SET SERVE				SRV DEF				BLOCK				GEN
No. Name	GP	K	E	TA	PCT	A	SA	SE	RE	DIG	BS	BA	BE	BHE				
2 Brooke Allen	4	0	0	0	.000	1	2	1	1	11	0	0	0	0	0			
3 Emily Schuster	4	5	5	26	.000	2	0	1	2	13	0	0	0	0	0			
4 Caitlin Steffek	4	0	0	2	.000	0	0	0	1	11	0	0	0	0	0			
6 Andrea Schuster	4	8	4	28	.143	3	0	2	4	12	0	1	0	0	0			
8 Lauren Magreke	1	0	0	1	.000	0	0	0	0	0	0	0	0	0	0			
9 Mary Holmberg	3	3	1	13	.154	1	0	0	0	2	1	0	1	0	1			
11 Kaitlyn Ford	4	1	1	7	.000	0	2	1	0	1	2	0	0	0	0			
12 Taylor Thomas	4	4	1	11	.273	1	0	0	0	3	0	2	0	0	0			
15 Anita Hoffman	4	3	5	12	-.167	16	1	1	0	13	0	1	0	0	0			
<b>Totals</b>	<b>4</b>	<b>24</b>	<b>17</b>	<b>100</b>	<b>.070</b>	<b>24</b>	<b>5</b>	<b>6</b>	<b>8</b>	<b>66</b>	<b>0</b>	<b>7</b>	<b>0</b>	<b>1</b>				

TEAM ATTACK PER GAME  
 Game K E TA Pct  
 1 3 3 22 .000  
 2 4 5 29 -.034  
 3 11 3 24 .333  
 4 6 6 25 .000

## Division 4 Championship

Catholic Central (38-4) def. Clayton (30-3) 25-14, 25-16, 25-18

Clayton		ATTACK				SET SERVE				SRV DEF				BLOCK				GEN
No. Name	GP	K	E	TA	PCT	A	SA	SE	RE	DIG	BS	BA	BE	BHE				
1 Danielle Reindahl	3	1	2	6	-.167	4	0	1	2	10	0	0	0	0	0			
2 Lindsey LaBlanc	3	0	0	0	.000	0	0	0	2	2	0	0	0	0	0			
3 Krystal Kohlen	3	3	5	13	-.154	0	0	0	0	1	0	1	0	0	0			
4 Sadie Schradle	3	11	1	20	.500	0	0	0	2	3	0	1	2	0	0			
6 Ashley Grossenbacher	3	1	2	4	-.250	1	0	0	0	0	0	0	0	0	0			

TEAM ATTACK PER GAME  
 Game K E TA Pct  
 1 9 3 27 .222  
 2 5 6 32 -.031  
 3 9 4 33 .152  
 4 7 5 20 .100

7 Annie Grossenbacher	3	3	1	4	.500	21	0	0	0	2	0	0	0	0	1
9 Shelby Reindahl	3	5	3	24	.083	0	0	0	0	10	0	0	0	0	0
10 Clairiann Thompson	3	3	5	19	-.105	0	0	1	0	2	1	0	0	0	0
<b>Totals</b>	<b>3</b>	<b>27</b>	<b>19</b>	<b>90</b>	<b>.089</b>	<b>26</b>	<b>0</b>	<b>2</b>	<b>6</b>	<b>30</b>	<b>1</b>	<b>2</b>	<b>2</b>	<b>1</b>	

TEAM ATTACK PER GAME  
 Game K E TA Pct  
 1 7 4 25 .120  
 2 7 9 35 -.057  
 3 13 6 30 .233

Catholic Central		ATTACK				SET SERVE				SRV DEF				BLOCK				GEN
No. Name	GP	K	E	TA	PCT	A	SA	SE	RE	DIG	BS	BA	BE	BHE				
6 Danielle Stoppenbach	3	0	0	0	.000	1	0	0	0	4	0	0	0	0	0			
7 Nathalie Oehlers	1	0	0	0	.000	0	0	0	0	0	0	0	0	0	0			
12 Samantha Oldenburg	3	9	4	18	.278	0	0	0	0	1	0	1	0	0	0			
13 Carol Henney	3	13	3	23	.435	2	4	1	0	2	0	2	0	0	0			
15 Michelle Smith	3	14	2	26	.462	1	1	1	0	16	0	1	0	0	0			
20 Kelli Smith	3	6	2	18	.222	0	0	2	0	5	0	1	0	0	0			
27 Heather Czarny	3	0	0	1	.000	3	1	2	0	7	0	0	0	0	0			
50 Keena Schneider	3	2	0	3	.667	35	0	0	0	3	0	1	0	1	0			
<b>Totals</b>	<b>3</b>	<b>44</b>	<b>11</b>	<b>89</b>	<b>.371</b>	<b>42</b>	<b>6</b>	<b>6</b>	<b>0</b>	<b>38</b>	<b>0</b>	<b>6</b>	<b>0</b>	<b>1</b>				

TEAM ATTACK PER GAME  
 Game K E TA Pct  
 1 17 3 30 .467  
 2 13 6 31 .226  
 3 14 2 28 .429

## Division 4 Semifinal

Catholic Central (37-4) def. Potosi (30-3) 25-23, 25-14, 25-13

Potosi		ATTACK				SET SERVE				SRV DEF			
--------	--	--------	--	--	--	-----------	--	--	--	---------	--	--	--

# 2008 Girls Volleyball Assignments – Division 1

SECTIONAL #3				SECTIONAL #6			
Regionals		Sectionals		Sectionals		Regionals	
Thurs., Oct. 23	Sat., Oct. 25	Thurs., Oct. 30	Sat., Nov. 1	Sat., Nov. 1	Thurs., Oct. 30	Sat., Oct. 25	Thurs., Oct. 23
ALL MATCHES AT 7 P.M. UNLESS OTHERWISE INDICATED							
	Middleton (#1)	Middleton	Match 1 WIAA State Tournament November 6 - Quarterfinals Sectional #3 vs. Sectional #6	Burlington	Burlington (#1)		
La Crosse Central (#9)	@ Middleton	Middleton	25-12, 22-25, 25-14, 25-20	25-8, 25-15, 25-11	@ Burlington	Badger (#9)	
@ Madison La Follette	Madison La Follette	@ Waunakee	Middleton		Milton	@ Milton	
Madison La Follette (#8)	25-21, 25-22, 25-10	6 p.m.	15-25, 25-7, 25-10, 24-26, 15-6		25-19, 25-16, 25-15	Milton (#8)	
Waunakee (#5)	Waunakee	Sun Prairie	Burlington	@ Janesville Craig	Elkhorn Area	Elkhorn Area (#5)	
@ Waunakee	25-13, 25-11, 25-12	25-23, 25-18, 25-23	25-18, 25-16, 25-22	6 p.m.	25-20, 25-12, 25-23	@ Elkhorn Area	
Baraboo (#12)	@ Sun Prairie	Middleton	Kenosha Tremper	Oregon	@ Oregon	Wilmot Union (#12)	
DeForest (#13)	Sun Prairie	@ Middleton	25-21, 21-25, 25-18, 25-17	25-21, 25-8, 25-14	Oregon	Janesville Parker (#13)	
@ Sun Prairie 6:30 p.m.	25-16, 25-9, 25-16	25-13, 25-21, 25-20	@ Badger		25-12, 25-17, 25-14	@ Oregon	
Sun Prairie (#4)		Madison West	Kenosha Tremper	Kenosha Tremper	Kenosha Tremper	Oregon (#4)	
Madison West (#3)	Madison West	@ Madison West	25-9, 25-17, 21-25, 15-25, 15-4	25-21, 25-7, 25-16	25-8, 25-12, 25-13	Kenosha Tremper (#3)	
@ Madison West	25-20, 25-19, 25-16	Madison West	@ Waunakee	@ Janesville Craig	@ Kenosha Tremper	Beloit Memorial (#14)	
Tomah (#14)	@ Madison West	25-9, 25-17, 21-25, 15-25, 15-4	8 p.m.	8 p.m.	Verona Area	Janesville Craig (#11)	
Madison East (#11)	Sauk Prairie	Madison West	Madison West	Kenosha Tremper	25-5, 25-15, 25-20	@ Verona Area	
@ Sauk Prairie	21-25, 25-10, 25-17, 25-18	25-22, 20-25, 25-23, 22-25, 18-16	25-22, 20-25, 25-23, 22-25, 18-16	20-25, 25-21, 25-10, 25-14		Verona Area (#6)	
Sauk Prairie (#6)		Monona Grove	Monona Grove	Westosha Central	Stoughton	Stoughton (#7)	
Monona Grove (#7)	Monona Grove	@ Madison Memorial	25-19, 25-16, 25-20	25-15, 25-11, 19-25, 25-17	25-23, 25-23, 25-12	@ Stoughton	
@ Monona Grove	25-19, 25-16, 25-20	Madison Memorial	La Crosse Logan (#10)		@ Westosha Central	Kenosha Bradford (#10)	
La Crosse Logan (#10)	@ Madison Memorial	25-21, 25-22, 25-19			Westosha Central (#2)		
Holmen (#15)	Madison Memorial	25-13, 25-11, 25-13					
@ Madison Memorial	25-13, 25-11, 25-13						
Madison Memorial (#2)							

SECTIONAL #4				SECTIONAL #5			
Regionals		Sectionals		Sectionals		Regionals	
Thurs., Oct. 23	Sat., Oct. 25	Thurs., Oct. 30	Sat., Nov. 1	Sat., Nov. 1	Thurs., Oct. 30	Sat., Oct. 25	Thurs., Oct. 23
ALL MATCHES AT 7 P.M. UNLESS OTHERWISE INDICATED							
	West Bend East (#1)	West Bend East	Match 2 WIAA State Tournament November 6 - Quarterfinals Sectional #4 vs. Sectional #5	Menomonee Falls	Menomonee Falls (#1)		
Stevens Point (#9)	@ West Bend East	West Bend East	25-14, 25-12, 25-4	25-9, 25-9, 25-8	@ Menomonee Falls	Hamilton (#9)	
@ Menasha	Stevens Point	@ Oshkosh West	West Bend East	Menomonee Falls	Kettle Moraine	@ Kettle Moraine	
Menasha (#8)	16-25, 25-22, 25-23, 27-25	6 p.m.	26-24, 21-25, 25-23, 26-24	25-19, 27-25, 25-13	22-25, 25-23, 25-19, 21-25, 17-15	Kettle Moraine (#8)	
Hortonville (#5)	Hortonville	Beaver Dam	Beaver Dam	Arrowhead	Waukesha West	Waukesha West (#5)	
@ Hortonville	25-13, 25-20, 25-16	21-25, 25-21, 25-17, 25-20	21-25, 25-21, 25-17, 25-20	20-25, 25-17, 20-25, 25-22, 15-9	23-25, 17-25, 27-25, 25-17, 15-6	@ Waukesha West	
Wisconsin Rapids (#12)	@ Beaver Dam	West Bend East	West Bend East	Watertown	@ Arrowhead	Oconomowoc (#12)	
Sheboygan South (#13)	Beaver Dam	25-23, 25-23, 25-15	25-23, 25-23, 25-15	24-26, 25-23, 27-25, 25-23	Arrowhead	Waukesha South (#13)	
@ Beaver Dam	25-11, 25-18, 25-9	@ West Bend East	@ West Bend East	@ Hartford Union	25-9, 25-9, 25-12	@ Arrowhead	
Beaver Dam (#4)		8 p.m.	8 p.m.	18-25, 25-15, 19-25, 25-21, 18-16	19-25, 25-10, 25-12, 25-11	Arrowhead (#4)	
Oshkosh West (#3)	Oshkosh West	Oshkosh West	Oshkosh West	Watertown	Homestead	Homestead (#3)	
@ Oshkosh West	25-8, 25-7, 25-9	25-21, 25-20, 25-18	25-21, 25-20, 25-18	@ Hartford Union	25-12, 24-26, 25-23, 25-16	@ Homestead	
Oshkosh North (#14)	@ Oshkosh West	West Bend West	West Bend West	Watertown	Hartford Union	Waukesha North (#14)	
Sheboygan North (#11)	Neenah	25-23, 25-27, 25-19, 26-28, 15-5	25-23, 25-27, 25-19, 26-28, 15-5	18-25, 25-15, 19-25, 25-21, 18-16	25-4, 26-24, 25-15	Mukwonago (#11)	
@ Neenah	25-17, 25-12, 25-16	@ Oshkosh West	@ Oshkosh West	@ Arrowhead	@ Watertown	@ Hartford Union	
Neenah (#6)		8 p.m.	8 p.m.	8 p.m.	25-17, 25-17, 23-25, 20-25, 15-5	Hartford Union (#6)	
Fond du Lac (#7)	Fond du Lac	West Bend West	West Bend West	Watertown	25-17, 25-17, 23-25, 20-25, 15-5	Cedarburg	
@ Fond du Lac	25-13, 25-23, 16-25, 25-13	25-17, 25-20, 18-25, 25-16	25-17, 25-20, 18-25, 25-16	19-25, 25-15, 29-31, 25-17, 15-13	@ Watertown	@ Cedarburg	
Slinger (#10)	@ West Bend West				Watertown	Germantown (#10)	
	West Bend West (#2)				19-25, 25-15, 29-31, 25-17, 15-13	Milwaukee Vincent (#15)	
					25-5, 25-12, 25-18	@ Watertown	
						Watertown (#2)	



# 2008 Girls Volleyball Assignments – Division 2

## SECTIONAL #3


## SECTIONAL #4

Regionals		Sectionals	
Tues., Oct. 21	Fri., Oct. 24	Sat., Oct. 25	Thurs., Oct. 30 / Sat., Nov. 1

Sectionals		Regionals	
Sat., Nov. 1	Thurs., Oct. 30	Sat., Oct. 25	Fri., Oct. 24 / Tues., Oct. 21

ALL MATCHES AT 7 P.M. UNLESS OTHERWISE INDICATED

ALL MATCHES AT 7 P.M. UNLESS OTHERWISE INDICATED



# 2008 Girls Volleyball Assignments – Division 2

**SECTIONAL #1**


**SECTIONAL #2**

<b>Regionals</b>			<b>Sectionals</b>	
Tues., Oct. 21	Fri., Oct. 24	Sat., Oct. 25	Thurs., Oct. 30	Sat., Nov. 1

<b>Sectionals</b>		<b>Regionals</b>		
Sat., Nov. 1	Thurs., Oct. 30	Sat., Oct. 25	Fri., Oct. 24	Tues., Oct. 21

ALL MATCHES AT 7 P.M. UNLESS OTHERWISE INDICATED

ALL MATCHES AT 7 P.M. UNLESS OTHERWISE INDICATED







# 2008 Girls Volleyball Assignments – Division 3

**SECTIONAL #1**


**SECTIONAL #2**

Regionals			Sectionals		
Tues., Oct. 21	Fri., Oct. 24	Sat., Oct. 25	Thurs., Oct. 30	Sat., Nov. 1	

Sectionals			Regionals		
Sat., Nov. 1	Thurs., Oct. 30	Sat., Oct. 25	Fri., Oct. 24	Tues., Oct. 21	

ALL MATCHES AT 7 P.M. UNLESS OTHERWISE INDICATED

ALL MATCHES AT 7 P.M. UNLESS OTHERWISE INDICATED



# **EXHIBIT G**

(WIAA 86th Annual Yearbook (2008-2009) –  
Included as Part of Stipulation of Background  
Facts on January 21, 2010, Document #26.  
Part 7 of 7, p. 285-p. 315)



# 2008 Girls Volleyball Assignments – Division 4

**SECTIONAL #1**


**SECTIONAL #2**

Regionals			Sectionals	
Tues., Oct. 21	Fri., Oct. 24	Sat., Oct. 25	Thurs., Oct. 30	Sat., Nov. 1

Sectionals		Regionals		
Sat., Nov. 1	Thurs., Oct. 30	Sat., Oct. 25	Fri., Oct. 24	Tues., Oct. 21

ALL MATCHES AT 7 P.M. UNLESS OTHERWISE INDICATED

ALL MATCHES AT 7 P.M. UNLESS OTHERWISE INDICATED



# State Girls Volleyball Champions

Years	Schools	Champion (Coach)	Runner-up (Coach)	Site
1973	281	Shawano (Matty Mathison)	West Allis Hale (Mary Blandino)	Neenah High School
1974	363	A – Wauwatosa East (Katie Curran)	Greendale (Kathy Anklam)	Neenah High School
		B – Pewaukee (Joan Neuser)	Omro (Mary Pat Thompson)	
		C – Cambridge (Jean Bawden)	Bloomington (Adele Jacobson)	
1975	402	A – Wauwatosa East (Katie Curran)	Shorewood (Sarah Kneser)	Kolf Sports Center
		B – Random Lake (Kris Russell)	Omro (Mary Pat Thompson)	UW-Oshkosh
		C – Cambridge (Jean Bawden)	Abbotsford (Judy Stephenson)	
1976	402	A – West Allis Hale (Mary Blandino)	Oshkosh West (Sue Wasmuth)	Kolf Sports Center
		B – Pewaukee (Joan Neuser)	Lancaster (Jewel Henke)	UW-Oshkosh
		C – Howards Grove (Karen Bauman)	Athens (Helen Zimmerman)	
1977	417	A – Milwaukee Madison (Diane Harrod)	Neenah (Ken Boivin)	Kolf Sports Center
		B – Platteville (Kathy Herbst)	Pewaukee (Joan Neuser)	UW-Oshkosh
		C – Bayfield (Glenna Anderson)	Laona (Rita Kuhrasch)	
1978	419	A – Neenah (Ken Boivin)	Milwaukee Madison (Diane Harrod)	Kolf Sports Center
		B – Random Lake (Kris Russell)	Platteville (Kathy Herbst)	UW-Oshkosh
		C – Iowa-Grant (Kitti Kopp)	Laona (Rita Kuhrasch)	
1979	418	A – West Allis Hale (Mary Blandino)	Neenah (Ken Boivin)	Kolf Sports Center
		B – Platteville (Kathy Herbst)	North Fond du Lac (Chris O'Rourke)	UW-Oshkosh
		C – Loyal (Ellie Robillard)	Cambridge (Jean Bawden)	
1980	420	A – Wauwatosa East (Diane Scherzer)	Neenah (Ken Boivin)	Kolf Sports Center
		B – West Milwaukee (Kathy Acker)	Portage (Joann Armson)	UW-Oshkosh
		C – Cambridge (Jean Bawden)	Iowa-Grant (Kitti Kopp)	
1981	420	A – Merrill (Jan Ruetz)	Kaukauna (Norma Metoxen)	Kolf Sports Center
		B – Portage (Joann Armson)	Pehtigo (Marcia L. Engebretson)	UW-Oshkosh
		C – Abbotsford (Pamela Kennedy)	Seneca (Margaret Benzing)	
1982	420	A – Oak Creek (Myrt Jeske)	West Bend East (Lynn LaPorte)	Kolf Sports Center
		B – Barron (Sue Bedient)	Portage (Joann Armson)	UW-Oshkosh
		C – Abbotsford (Pam Kennedy)	Seneca (Margaret Benzing)	
1983	419	A – West Bend East (Lynn LaPorte)	Oak Creek (Myrt Jeske)	Kolf Sports Center
		B – Sheboygan Falls (Marcy Moely)	Monona Grove (Sue Kanable)	UW-Oshkosh
		C – Abbotsford (Pam Kennedy)	Kickapoo (Jo Ann Walter)	
1984	419	A – New Berlin West (Ray Carney)	Salem (Ruth Leeftink)	Kolf Sports Center
		B – Wisconsin Dells (Cyndy Collins)	Valders (David Korn)	UW-Oshkosh
		C – Sevastopol (Cassandra Cibik)	Turtle Lake (Judy Sommer)	
1985	419	A – Wauwatosa East (Kim Pfaffle)	Stevens Point (Barbara Barth Krueger)	Kolf Sports Center
		B – Waunakee (Chris Kondrasuk)	Seymour (Penny Gillespie)	UW-Oshkosh
		C – Webster (Bill Morrin)	Sevastopol (Cassandra Cibik)	
1986	418	A – Appleton East (Reid Ribble)	Madison West (Peggy Mueller)	Kolf Sports Center
		B – Waunakee (Chris Hetzel)	Seymour (Penny Gillespie)	UW-Oshkosh
		C – Webster (Bill Morrin)	Pittsville (Karen Iwanski)	
1987	419	A – Portage (Joann Armson)	Shawano (Matty Mathison)	Kolf Sports Center
		B – Richland Center (Lori Flanagan)	New Holstein (Mary Langenfeld)	UW-Oshkosh
		C – Ozaukee (Mike Falkner)	Turtle Lake (Darcy Payne)	
1988	418	A – Shawano (Matty Mathison)	Kaukauna (Norma Metoxen-Rammer)	Kolf Sports Center
		B – Seymour (Penny Gillespie)	Cuba City (Mary Beth Dixon)	UW-Oshkosh
		C – Mercer (John Pierpont)	Oostburg (Lynda Garbe)	
1989	417	A – Salem (Charles Berg)	Racine Horlick (Sue Thompson)	Kolf Sports Center
		B – Waunakee (Chris Hetzel)	De Pere (Lori Vanden Bergh)	UW-Oshkosh
		C – Iowa-Grant (Lois Peart)	Grantsburg (Bill Morrin)	
1990	415	1 – Racine Wm. Horlick (Sue Thompson)	West Bend West (Cathy Spies)	Kolf Sports Center
		2 – Kimberly (Susan Judge)	Waunakee (Deb Jewel)	UW-Oshkosh
		3 – Cuba City (Mary Beth Dixon)	Sevastopol (Cassandra Cibik-Moeller)	
		4 – Clayton (Lori Riemer)	Lena (Kathy Whiting)	
1991	413	1 – Green Bay Preble (Lee Stuyvenberg)	Wauwatosa East (Joe Lynch)	Kolf Sports Center
		2 – Waunakee (Deborah Jewell)	Lakeland (Steven Prah)	UW-Oshkosh
		3 – Sevastopol (Cassandra Cibik-Moeller)	Cuba City (Mary Beth Dixon)	
		4 – Niagara (Carol St. Arnauld)	Turtle Lake (Diane Schradle)	
1992	413	1 – Wauwatosa East (Joe Lynch)	Neenah (Ken Boivin)	Kolf Sports Center
		2 – Westosha Central (Charlie Berg)	Waunakee (Deb Jewel)	UW-Oshkosh
		3 – Cuba City (Mary Beth Dixon)	Elk Mound (Donna Weix)	
		4 – Mercer (John Pierpont)	Niagara (Carol St. Arnauld)	
1993	414	1 – West Bend East (Lynn LaPorte)	Wauwatosa East (Joe Lynch)	Kolf Sports Center
		2 – Waupun (Keith Milkowski)	Lakeland (Steven Prah)	UW-Oshkosh
		3 – Somerset (Sarah Prashchak)	Cambridge (Janet Packart-Benson)	
		4 – Turtle Lake (Diane Schradle)	Niagara (Carol St. Arnauld)	
1994	415	1 – Wauwatosa East (Joe Lynch)	West Bend East (Lynn LaPorte)	Neenah High School
		2 – Platteville (Kathy Herbst)	Waupun (Keith Milkowski)	
		3 – Oostburg (Lynda Garbe)	Iowa-Grant (Lois Peart)	
		4 – Turtle Lake (Diane Schradle)	North Crawford (Marsha Chestelson)	
1995	415	1 – West Bend East (Lynn LaPorte)	Wauwatosa East (Joe Lynch)	Neenah High School
		2 – Waupun (Keith Milkowski)	Kimberly (Mary Hammen)	
		3 – Dodgeville (Julie Van Epps)	Pittsville (Karen Brownell)	
		4 – Turtle Lake (Diane Schradle)	Wausaukee (Steven J. Verboomen)	
1996	415	1 – West Allis Hale (Mary Blandino)	West Bend East (Kurt Schermacher)	Neenah High School
		2 – Waupun (Keith Milkowski)	Ripon (Tracy Landerman)	
		3 – Dodgeville (Julie Van Epps)	Cadott (Linda Johnson)	
		4 – Clayton (Lori Catlin)	Hustisford (Ruth Leitzke)	
1997	415	1 – West Bend East (Kurt Schermacher)	Wauwatosa East (Joe Lynch)	Neenah High School
		2 – Waupun (Keith Milkowski)	River Valley (Kathy Kinney)	
		3 – Iowa-Grant (Lois Peart)	Laconia (Karen Kuhn)	
		4 – Abbotsford (Bev Endreas)	Hustisford (Ruth Leitzke)	

# Girls Volleyball

Years	Schools	Champion (Coach)	Runner-up (Coach)	Site
1998	414	1 - West Allis Hale (Mary Blandino) 2 - Ripon (Tracy Landerman) 3 - Laconia (Karen Kuhn) 4 - Abbotsford (Bev Endreas)	Watertown (Anne Ruzicka-Stanek) River Valley (Kathy Kinney) Grantsburg (Bill Morrin) Seneca (Dawn Ray)	Neenah High School
1999	416	1 - West Bend East (Kurt Schermacher) 2 - Waupun (Keith Milkowski) 3 - Dodgeville (Cathy Bramlett) 4 - Abbotsford (Bev Endreas)	West Allis Hale (Mary Blandino) Kimberly (Jeff Van Lannen) Cadott (Tricia Dresel) Randolph (Lori Tonn)	Neenah High School
2000	469	1 - West Bend East (Kurt Schermacher) 2 - Milwaukee Thomas More (Rob McLaughlin) 3 - Washburn (Mike Meierotto) 4 - Hustisford (Ruth Leitzke)	Menomonee Falls (Jeff Thompson) Madison Edgewood (Toby Parker) Lakeside Lutheran (Karen Raasch) Loyal (Wanda Boldon)	Neenah High School
2001	469	1 - Divine Savior Holy Angels (Cindy Stuckey) 2 - Waupun (Keith Milkowski) 3 - Grantsburg (Bill Morrin) 4 - Abbotsford (Bev Endreas)	West Bend East (Kurt Schermacher) Madison Edgewood (Brenda Foti) Kettle Moraine Lutheran (Doug Hext) Potosi (Jolene Murray)	Neenah High School
2002	472	1 - Pius XI (Dave Scher) 2 - Waupun (Keith Milkowski) 3 - Kettle Moraine Lutheran (Doug Hext) 4 - Potosi (Jolene Murray)	Westosha Central (Charles Berg) Madison Edgewood (Steve Bleier) Deerfield (Pam Haffely) Williams Bay (Jim Neave)	Resch Center Green Bay
2003	472	1 - Westosha Central (Charles Berg) 2 - Waupun (Keith Milkowski) 3 - Kettle Moraine Lutheran (Doug Hext) 4 - Williams Bay (Jim Neave)	Pius XI (Dave Scher) Little Chute (Anna Maass) Grantsburg (Bill Morrin) Regis (Jay Mielke)	Resch Center Green Bay
2004	472	1 - Westosha Central (Charlie Berg) 2 - Waupun (Keith Milkowski) 3 - Kettle Moraine Lutheran (Doug Hext) 4 - Williams Bay (Jim Neave)	West Bend West (B.J. Royes) Lodi (Nancy Rabensdorf) Regis (Jay Mielke) Lake Holcombe (Jean Anderson)	Resch Center Green Bay
2005	473	1 - Muskego (Karen Anderson) 2 - Waupun (Keith Milkowski) 3 - Weyauwega-Fremont (Rena Tomaszewski) 4 - Williams Bay (Jim Neave)	Watertown (Travis Hull) River Valley (Lisa Roelke) Kettle Moraine Lutheran (Doug Hext) Hillsboro (Rob Schroeder)	Resch Center Green Bay
2006	475	1 - Westosha Central (Charlie Berg) 2 - Catholic Memorial (Ted Schulte) 3 - Stanley-Boyd (Chris Paradies) 4 - Catholic Central (Carol Van Henkelum)	Muskego (Karen Anderson) Xavier (Andrew Heimerman) Oostburg (Scott Greupink) Rib Lake (Barb Anderson)	Resch Center Green Bay
2007	469	1 - Watertown (Travis Hull) 2 - Kettle Moraine Lutheran (Rachel Kuehl) 3 - Cuba City (Keri Lawson) 4 - Catholic Central (Carol Van Henkelum)	West Bend East (Colleen Hasse) Waupun (Keith Milkowski) Oostburg (Scott Greupink) Hillsboro (Rob Schroeder)	Resch Center Green Bay
2008	473	1 - Kenosha Tremper (Sabrina Scifres) 2 - Waupun (Keith Milkowski) 3 - Wisconsin Heights (Amy Schlingen) 4 - Catholic Central (Carol Van Henkelum)	Pius XI (Dave Scher) Catholic Memorial (Ted Schulte) Grantsburg (Bill Morrin) Clayton (Diane Schradle)	Resch Center Green Bay

## Girls State Volleyball Participants

**Abbotsford (12)** - 1975-C (3-3\*), 1981-C (3-0\*), 1982-C (7-2\*), 1983-C (7-2\*), 1996-4 (0-1), 1997-4 (2-0), 1998-4 (2-0), 1999-4 (2-0), 2001-4 (2-0), 2002-4 (0-1), 2003-4 (0-1), 2004-4 (0-1)  
**Algoma (1)** - 1980-B (1-3\*)  
**Altona (1)** - 1976-C (0-6)  
**Antigo (8)** - 1973 (4-2\*), 1978-A (4-10\*), 1983-A (5-4\*), 1984-A (4-7\*), 1985-A (6-5\*), 2000-1 (0-1), 2001-1 (0-1), 2002-1 (0-1)  
**Appleton East (3)** - 1986-A (9-0\*), 1990-1 (0-6\*), 1997-1 (1-3\*)  
**Appleton North (1)** - 1998-1 (3-4\*)  
**Appleton West (3)** - 1976-A (6-8\*), 1977-A (3-11\*), 1989-A (4-5\*)  
**Arrowhead (1)** - 2001-1 (0-1)  
**Ashwaubenon (2)** - 1980-A (2-5\*), 1982-A (3-11)  
**Athens (1)** - 1976-C (4-2\*)  
**Badger (1)** - 1996-1 (3-3\*)  
**Baldwin-Woodville (3)** - 1984-B (1-8\*), 1985-B (1-8\*), 1988-B (0-3\*)  
**Bangor (1)** - 1990-4 (0-3\*)  
**Barron (7)** - 1973 (0-4\*), 1981-B (2-1\*), 1982-B (7-3\* won playoff), 1995-2 (0-3\*), 1997-2 (0-1), 1998-2 (0-1), 1999-2 (0-1)  
**Bayfield (4)** - 1976-C (3-3\*), 1977-C (6-1\*), 1979-C (3-3\*), 1980-C (1-2\*)  
**Beaver Dam (2)** - 1973 (2-4\*), 2004-1 (0-1)  
**Belleville (1)** - 1991-4 (1-2\*)  
**Belmont (1)** - 1993-4 (0-3\*)  
**Black River Falls (2)** - 1977-B (1-5\*), 1994-2 (0-3\*)

**Bloomington (2)** - 1974-C (1-1), 1975-C (2-4\*)  
**Brodhead (1)** - 2008-2 (0-1)  
**Burlington (1)** - 1997-1 (3-4\*)  
**Cadott (4)** - 1979-B (2-4\*), 1983-B (1-8\*), 1996-3 (1-1), 1999-3 (1-1)  
**Cambridge (7)** - 1974-C (2-0), 1975-C (6-0\*), 1977-C (1-5\*), 1978-C (2-4\*), 1979-C (4-2\*), 1980-C (3-1 won playoff), 1993-3 (2-1\*)  
**Cameron (2)** - 1978-C (1-5\*), 1983-C (2-7\*)  
**Catholic Central (3)** - 2006-4 (2-0), 2007-4 (2-0), 2008-4 (2-0)  
**Catholic Memorial (3)** - 2002-1 (1-1), 2006-2 (2-0), 2008-2 (1-1)  
**Cedarburg (2)** - 1982-A (6-8\*), 1987-A (3-4\*)  
**Clayton (4)** - 1990-4 (3-0\*), 1996-4 (2-0), 1998-4 (0-1), 2008-4 (1-1)  
**Clintonville (2)** - 1993-2 (0-3\*), 1997-2 (0-1)  
**Cochrane-Fountain City (1)** - 1987-B (1-2\*)  
**Colby (1)** - 1996-2 (0-1)  
**Coleman (2)** - 1984-C (3-6\*), 1996-3 (0-1)  
**Crivitz (4)** - 1990-3 (0-3\*), 1991-3 (0-3\*), 1992-3 (1-2\*), 1993-3 (0-3\*)  
**Cuba City (9)** - 1988-B (2-1\*), 1990-3 (3-0\*), 1991-3 (2-1\*), 1992-3 (3-0\*), 1993-3 (1-2\*), 2003-3 (0-1), 2005-3 (0-1), 2006-3 (0-1), 2007-3 (2-0)  
**D.C. Everest (Schofield) (7)** - 1975-A (3-11\*), 1984-A (6-6\*), 1988-A (2-5\*), 1990-1 (7-3\*), 1995-1 (2-3\*), 2007-1 (1-1), 2008-1 (0-1)

**De Pere (3)** - 1989-B (2-1\*), 1991-2 (1-2\*), 2006-1 (0-1)  
**Deerfield (1)** - 2002-3 (1-1)  
**Divine Savior Holy Angels (3)** - 2000-1 (0-1), 2001-1 (3-0), 2004-1 (0-1)  
**Dodgeville (4)** - 1995-3 (3-0\*), 1996-3 (2-0), 1998-3 (0-1), 1999-3 (2-0)  
**Drummond (2)** - 1974-C (0-1), 1975-C (1-5\*)  
**Durand (2)** - 1973 (1-4\*), 1978-B (2-4\*)  
**East Troy (1)** - 1987-B (1-3\*)  
**Eau Claire North (1)** - 2005-1 (0-1)  
**Edgar (1)** - 2003-3 (0-1)  
**Elk Mound (1)** - 1992-3 (1-2\*)  
**Elkhart Lake-Glenbeulah (1)** - 1982-C (3-6\*)  
**Elkhorn (1)** - 1979-B (1-5\*)  
**Fennimore (1)** - 1979-C (0-6\*)  
**Fond du Lac (1)** - 1994-1 (3-4\*)  
**Fort Atkinson (1)** - 1979-A (6-8\*)  
**Franklin (1)** - 1995-1 (0-6\*)  
**Gale-Ettrick-Trempealeau (1)** - 1980-B (1-3\*)  
**Germantown (3)** - 1990-1 (0-6\*), 1992-1 (2-6\*), 2005-1 (0-1)  
**Grantsburg (9)** - 1989-C (2-1\*), 1990-3 (1-2\*), 1995-3 (1-2\*), 1997-3 (0-1), 1998-3 (1-1), 2001-3 (2-0), 2003-3 (1-1), 2005-3 (0-1), 2008-3 (1-1)  
**Green Bay NEW Lutheran (2)** - 2006-4 (0-1), 2007-4 (0-1)  
**Green Bay Preble (4)** - 1991-1 (8-1\*), 1992-1 (3-5\*), 1993-1 (2-5\*), 1999-1 (0-1)  
**Greendale (3)** - 1974-A (2-1), 1978-A (8-6\*), 1979-A (9-5\*)

**Greenwood (2)** - 1994-4 (1-2\*), 2007-4 (0-1)  
**Hamilton (1)** - 1986-A (3-5\*)  
**Hayward (1)** - 1987-B (1-3\*)  
**Highland (2)** - 1992-4 (2-1), 1999-4 (0-1)  
**Hilbert (2)** - 1990-4 (1-2\*), 1998-4 (0-1)  
**Hillsboro (5)** - 2003-4 (0-1), 2004-4 (0-1), 2005-4 (1-1), 2006-4 (0-1), 2007-4 (1-1)  
**Homestead (2)** - 1989-A (2-6\*), 1991-1 (3-5\*)  
**Howards Grove (1)** - 1976-C (5-1\*)  
**Hurley (1)** - 1974-B (0-1)  
**Hustisford (4)** - 1995-4 (0-3\*), 1996-4 (1-1), 1997-4 (1-1), 2000-4 (2-0)  
**Iola-Scandinavia (1)** - 2000-3 (0-1)  
**Iowa-Grant (5)** - 1978-C (5-1\*), 1980-C (2-2\*), 1989-C (3-0\*), 1994-3 (2-1\*), 1997-3 (2-0)  
**Janesville Craig (1)** - 1981-A (3-14\*)  
**Kaukauna (7)** - 1981-A (13-6\*), 1985-A (4-7\*), 1988-A (6-0\*), 1994-1 (2-5\*), 1995-1 (4-3\*), 2005-1 (0-1), 2007-1 (0-1)  
**Kenosha Bradford (1)** - 1976-A (2-12\*)  
**Kenosha Tremper (7)** - 1975-A (3-11\*), 1977-A (3-11\*), 1992-1 (4-5\*), 1993-1 (4-4\*), 1994-1 (4-2\*), 2007-1 (0-1), 2008-1 (3-0)  
**Kettle Moraine Lutheran (6)** - 2001-3 (1-1), 2002-3 (2-0), 2003-3 (2-0), 2004-3 (2-0), 2005-3 (1-1), 2007-2 (2-0)  
**Kewaskum (2)** - 1986-B (1-2\*), 1991-2 (0-3\*)  
**Kickapoo (1)** - 1983-C (6-3\*)  
**Kimberly (9)** - 1983-A (5-5\*), 1984-A (6-6\*), 1990-2 (3-0\*), 1995-2 (2-1\*), 1999-2 (1-1), 2000-2 (0-1), 2002-2 (0-1), 2003-1 (0-1), 2004-1 (1-1)

- La Crosse Central (1)** – 1980-A (3-4\*)  
**La Farge (1)** – 2000-4 (0-1)  
**Laconia (6)** – 1992-3 (1-2\*), 1996-3 (0-1), 1997-3 (1-1), 1998-3 (2-0), 2004-3 (0-1), 2006-3 (0-1)  
**Lake Holcombe (2)** – 2004-4 (1-1), 2005-4 (0-1)  
**Lakeland (5)** – 1987-A (3-5\*), 1990-2 (0-3\*), 1991-2 (2-1\*), 1992-2 (1-2\*), 1993-2 (2-1\*)  
**Lakeside Lutheran (1)** – 2000-3 (1-1)  
**Lancaster (3)** – 1974-B (0-1), 1975-B (3-3\*), 1976-B (4-2\*)  
**Laona (2)** – 1977-C (5-2\*), 1978-C (4-2\*)  
**Lena (1)** – 1990-4 (2-1\*)  
**Little Chute (3)** – 1978-B (0-6\*), 2003-2 (1-1), 2004-2 (0-1)  
**Lodi (1)** – 2004-2 (1-1)  
**Loyal (2)** – 1979-C (5-1\*), 2000-4 (1-1)  
**Madison Edgewood (4)** – 2000-2 (1-1), 2001-2 (1-1), 2002-2 (1-1), 2003-2 (0-1)  
**Madison La Follette (1)** – 1993-1 (1-6\*)  
**Madison Memorial (4)** – 1973 (6-5\*), 1975-A (7-7\*), 1976-A (10-4\*), 1981-A (9-9\*)  
**Madison West (7)** – 1977-A (7-7\*), 1978-A (8-6\*), 1979-A (7-7\*), 1982-A (2-12\*), 1983-A (6-4\*), 1986-A (7-2\*), 1990-1 (6-4\*)  
**Manitowoc Lincoln (2)** – 1998-1 (0-3\*), 2008-1 (0-1)  
**Marathon (1)** – 2007-3 (0-1)  
**Marshfield (7)** – 1998 (2-3\*), 1999-1 (0-1), 2001-1 (0-1), 2002-1 (0-1), 2003-1 (0-1), 2004-1 (0-1), 2006-1 (0-1)  
**McFarland (1)** – 1982-B (1-8\*)  
**Medford Area (1)** – 2002-2 (0-1)  
**Menomonee Falls (7)** – 1984-A (7-4\*), 1988-A (1-6\*), 2000-1 (2-1), 2003-1 (1-1), 2004-4 (0-1), 2006-1 (1-1), 2007-1 (0-1)  
**Menomonee Falls East (2)** – 1979-A (4-10\*), 1980-A (1-6\*)  
**Mercer (4)** – 1981-C (0-3\*), 1988-C (3-0\*), 1992-4 (2-1 won tiebreaker), 2001-4 (0-1)  
**Merrill (5)** – 1974-A (0-1), 1977-A (4-10\*), 1980-A (4-3\*), 1981-A (12-4\*), 1982-A (9-5\*)  
**Middleton (4)** – 1989-A (0-6\*), 2001-1 (1-1), 2002-1 (1-1), 2008-1 (0-1)  
**Milwaukee Bay View (1)** – 1994-1 (0-6\*)  
**Milwaukee Hamilton (1)** – 1984-A (4-8\*)  
**Milwaukee Madison (3)** – 1977-A (14-1\*), 1978-A (11-3\*), 1983-A (3-6\*)  
**Milwaukee Thomas More (1)** – 2000-2 (2-0)  
**Mondovi (1)** – 1994-3 (1-2\*)  
**Monona Grove (1)** – 1983-B (6-4)  
**Monroe (1)** – 1988-A (4-2\*)  
**Mosinee (1)** – 2005-2 (0-1)  
**Muskego (8)** – 1996-1 (1-3\*), 1997-1 (0-3\*), 2000-1 (1-1), 2003-1 (1-1), 2004-1 (1-1), 2005-1 (3-0), 2006-1 (2-1), 2008-1 (1-1)  
**Neenah (10)** – 1977-A (13-2), 1978-A (12-2\*), 1979-A (11-4\*), 1980-A (6-1\*), 1992-1 (8-4\*), 1993-1 (3-4\*), 1995-1 (2-4\*), 1996-1 (0-3\*), 1999-1 (0-1), 2005-1 (1-1)  
**Neillsville (1)** – 1975-B (1-5\*)  
**New Berlin West (3)** – 1984-A (9-2\*), 1986-A (4-4\*), 1987-A (3-5\*)  
**New Holstein (1)** – 1987-B (3-2\*)  
**New Richmond (1)** – 1986-B (0-3\*)  
**Newman Catholic (2)** – 2005-4 (0-1), 2008-3 (0-1)  
**Niagara (3)** – 1991-4 (3-0\*), 1992-4 (2-1\*), 1993-4 (2-1\*)  
**Nicolet (1)** – 1981-A (7-9\*)  
**North Crawford (3)** – 1994-4 (2-1\*), 1995-4 (1-2\*), 1996-4 (0-1)  
**North Fond du Lac (2)** – 1977-B (1-5\*), 1979-B (4-2\*)  
**Oak Creek (7)** – 1980-A (3-4\*), 1981-A (10-7\*), 1982-A (13-1\*), 1983-A (5-4\*), 1988-A (5-3\*), 1993-1 (0-6\*), 1995-1 (2-3\*)  
**Oconto (1)** – 1999-3 (0-1)  
**Oconto Falls (2)** – 1998-2 (0-1), 2007-2 (0-1)  
**Omro (2)** – 1974-B (1-1), 1975-B (4-3\*)  
**Oostburg (6)** – 1981-C (1-2\*), 1988-C (2-1\*), 1989-B (0-3\*), 1994-3 (3-0\*), 2006-3 (1-1), 2007-3 (1-1)  
**Osceola (5)** – 2000-2 (0-1), 2001-2 (0-1), 2003-2 (0-1), 2004-2 (0-1), 2007-2 (0-1)  
**Oshkosh West (3)** – 1975-A (8-6\*), 1976-A (11-3\*), 1986-A (2-6\*)  
**Ozaukee (2)** – 1986-C (0-3\*), 1987-B (3-0\*)  
**Park Falls (1)** – 1976-B (1-5\*)  
**Pecatonica (1)** – 1994-4 (0-3\*)  
**Peshigo (2)** – 1981-B (2-1\*), 1997-3 (0-1)  
**Pewaukee (5)** – 1974-B (2-0), 1976-B (5-1\*), 1977-B (5-2\*), 1988-B (1-2\*), 1995-3 (1-2\*)  
**Pittsville (4)** – 1986-C (2-1\*), 1995-3 (1-2\*), 2001-3 (0-1), 2002-3 (0-1)  
**Pius XI (6)** – 2002-1 (3-0), 2003-1 (2-1), 2005-1 (1-1), 2006-1 (0-1), 2007-1 (0-1), 2008-1 (2-1)  
**Platteville (4)** – 1977-B (6-1\*), 1978-B (5-2\*), 1979-B (5-1\*), 1994-2 (2-1\*)  
**Portage (9)** – 1974-A (1-1), 1980-B (3-2\*), 1981-B (2-1\*), 1982-B (6-4\*), 1984-A (2-10\*), 1985-A (6-5\*), 1987-A (10-3\*), 1988-A (3-4\*), 1996-2 (0-1)  
**Potosi (3)** – 2001-4 (1-1), 2002-4 (2-0), 2008-4 (0-1)  
**Pulaski (2)** – 1996-1 (4-4\*), 1997-1 (0-3\*)  
**Racine Case (7)** – 1974-A (0-1), 1975-A (5-9\*), 1976-A (3-11\*), 1977-A (4-10\*), 1985-A (4-8\*), 1986-A (4-5\*), 1987-A (2-6\*)  
**Racine Wm. Horlick (2)** – 1989-A (6-6\*), 1990-1 (9-5\*)  
**Racine Park (1)** – 1999-1 (0-1)  
**Randolph (2)** – 1992-4 (0-3), 1999-4 (1-1)  
**Random Lake (2)** – 1975-B (5-2\*), 1978-B (6-1\*)  
**Reedsville (1)** – 2000-3 (0-1)  
**Regis (4)** – 2002-4 (0-1), 2003-4 (1-1), 2004-3 (1-1), 2007-3 (0-1)  
**Rib Lake (1)** – 2006-4 (1-1)  
**Rice Lake (2)** – 1979-A (5-9\*), 2008-2 (0-1)  
**Richland Center (2)** – 1987-B (3-0\*), 1999-2 (0-1)  
**Ripon (2)** – 1996-2 (1-1), 1998-2 (2-0)  
**River Valley (3)** – 1997-2 (1-1), 1998-2 (1-1), 2005-2 (1-1)  
**Riverdale (1)** – 1985-C (0-9\*)  
**Rosholt (1)** – 2008-4 (0-1)  
**Seneca (6)** – 1981-C (2-1\*), 1982-C (6-3\*), 1984-C (1-8\*), 1986-C (2-1\*), 1988-C (1-2\*), 1998-4 (1-1)  
**Sevastopol (5)** – 1983-C (3-6\*), 1984-C (8-2\*), 1985-C (6-3\*), 1990-3 (2-1\*), 1991-3 (3-0\*)  
**Seymour (4)** – 1979-A (3-11\*), 1985-B (6-3\*), 1986-B (2-1\*), 1988-B (3-0\*)  
**Shawano (5)** – 1973 (6-1), 1974-A (1-1), 1975-A (4-10\*), 1987-A (5-5\*), 1988-A (6-1\*)  
**Sheboygan Falls (4)** – 1982-B (5-4\*), 1983-B (7-2\*), 1989-B (1-2\*), 1994-2 (2-1\*)  
**Shell Lake (1)** – 1997-4 (0-1)  
**Shoreland Lutheran (1)** – 2008-3 (0-1)  
**Shorewood (3)** – 1974-A (0-1), 1975-A (12-2\*), 1990-2 (0-3\*)  
**Somerset (1)** – 1993-3 (3-0\*)  
**Spencer (1)** – 1974-C (0-1)  
**Stanley-Boyd (2)** – 1989-B (0-3\*), 2006-3 (2-0)  
**Stevens Point (3)** – 1976-A (3-11\*), 1985-A (7-4\*), 1986-A (2-6\*)  
**Sturgeon Bay (2)** – 1976-B (2-4\*), 1992-2 (0-3\*)  
**Thorp (4)** – 1987-B (0-3\*), 1989-B (1-2\*), 1991-3 (1-2\*), 1998-3 (0-1)  
**Three Lakes (1)** – 1985-C (4-4\*)  
**Tomah (4)** – 1991-1 (0-6\*), 1992-1 (2-4\*), 1994-1 (4-5\*), 1996-1 (0-3\*)  
**Two Rivers (1)** – 1981-A (7-11\*)  
**Turtle Lake (8)** – 1984-C (7-3\*), 1987-B (2-1\*), 1991-4 (2-1\*), 1993-4 (3-0\*), 1994-4 (3-0\*), 1995-4 (3-0\*), 1999-4 (0-1), 2000-4 (0-1)  
**Union Grove (2)** – 1978-A (1-13\*), 1985-B (2-7\*)  
**Valders (1)** – 1984-B (6-4\*)  
**Washburn (3)** – 1982-C (2-7\*), 2000-3 (2-0), 2002-3 (0-1)  
**Waterford (3)** – 1983-B (5-5\*), 1984-B (5-5\*), 1986-A (2-5\*)  
**Watertown (11)** – 1990-1 (0-6\*), 1995-1 (2-4\*), 1997-1 (3-3\*), 1998-1 (6-5\*), 1999-1 (1-1), 2000-1 (0-1), 2003-1 (0-1), 2005-1 (2-1), 2006-1 (0-1), 2007-1 (3-0), 2008-1 (0-1)  
**Waukesha South (1)** – 1989-A (4-4\*)  
**Waunakee (7)** – 1985-B (9-0\*), 1986-B (3-0\*), 1989-B (3-0\*), 1990-2 (2-1\*), 1991-2 (3-0\*), 1992-2 (2-1\*), 1993-2 (1-2\*)  
**Waupun (14)** – 1993-2 (3-0\*), 1994-2 (2-1\*), 1995-2 (3-0\*), 1996-2 (2-0), 1997-2 (2-0), 1999-2 (2-0), 2001-2 (2-0), 2002-2 (2-0), 2003-2 (2-0), 2004-2 (2-0), 2005-2 (2-0), 2006-2 (0-1), 2007-2 (1-1), 2008-2 (2-0)  
**Wausau East (1)** – 1978-A (3-11\*)  
**Wausau West (7)** – 1989-A (3-5\*), 1992-1 (0-6\*), 1993-1 (4-5\*), 1994-1 (8-0\*), 1996-1 (0-3\*), 1997-1 (1-3\*), 2000-1 (1-1)  
**Wausaukee (3)** – 1988-C (0-3\*), 1994-3 (0-3\*), 1995-4 (2-1\*)  
**Wauwatosa East (16)** – 1973 (3-4\*), 1974-A (3-0), 1975-A (14-0\*), 1980-A (7-0\*), 1981-A (9-10\*), 1982-A (10-4\*), 1985-A (9-2\*), 1988-A (0-6\*), 1991-1 (6-6\*), 1992-1 (10-2\*), 1993-1 (9-1\*), 1994-1 (8-3\*), 1995-1 (4-2\*), 1997-1 (7-4\*), 1998-1 (5-3\*), 1999-1 (1-1)  
**Webster (2)** – 1999-1 (7-1\*), 1986-C (2-1\*)  
**West Allis Hale (11)** – 1973 (5-2\*), 1976-A (12-2\*), 1977-A (9-5\*), 1978-A (9-5\*), 1979-A (12-3\*), 1990-1 (3-4\*), 1991-1 (3-4\*), 1992-1 (6-3\*), 1996-1 (9-1\*), 1998-1 (9-4\*), 1999-1 (2-1)  
**West Bend East (17)** – 1974-A (0-1), 1982-A (11-3\*), 1983-A (8-1\*), 1985-A (7-4\*), 1989-A (5-2\*), 1991-1 (5-5\*), 1993-1 (10-1\*), 1994-1 (9-2\*), 1995-1 (10-0\*), 1996-1 (6-3\*), 1997-1 (9-1\*), 1998-1 (2-3\*), 1999-1 (3-0), 2000-1 (3-0), 2001-1 (2-1), 2007-1 (2-1), 2008-1 (2-1)  
**West Bend West (6)** – 1987-A (4-4\*), 1990-1 (8-6\*), 2002-1 (0-1), 2003-1 (0-1), 2004-1 (2-1), 2006-1 (1-1)  
**West Milwaukee (1)** – 1980-B (3-0\*)  
**West Salem (2)** – 1977-C (1-5\*), 2006-2 (1-1)  
**Westosha Central (18)** – 1980-A (2-5\*), 1982-A (2-12\*), 1983-A (2-7\*), 1984-A (8-3\*), 1985-A (2-10\*), 1987-A (5-3\*), 1989-A (10-0\*), 1991-1 (5-4\*), 1992-2 (3-0\*), 1998-1 (1-3\*), 2000-1 (0-1), 2001-1 (0-1), 2002-1 (2-1), 2003-1 (3-0), 2004-1 (3-0), 2005-1 (0-1), 2006-1 (3-0), 2007-1 (1-1)  
**Weyauwega-Fremont (2)** – 1980-C (1-2\*), 2005-3 (2-0)  
**Whitefish Bay (1)** – 1976-A (9-5\*)  
**Whitehall (3)** – 1991-4 (0-3\*), 1993-4 (1-2\*), 1997-4 (0-1)  
**Whitewater (2)** – 1981-B (0-3\*), 1995-2 (1-2\*)  
**Williams Bay (5)** – 2001-4 (0-1), 2002-4 (1-1), 2003-4 (2-0), 2004-4 (2-0), 2005-4 (2-0)  
**Wisconsin Dells (1)** – 1984-B (7-2\*)  
**Wisconsin Heights (3)** – 2001-3 (0-1), 2004-3 (0-1), 2008-3 (2-0)  
**Wisconsin Lutheran (2)** – 2001-1 (1-1), 2002-1 (0-1)  
**Wisconsin Rapids (2)** – 1983-A (3-6\*), 1991-1 (3-4\*)  
**Wrightstown (1)** – 1999-3 (0-1)  
**Xavier (3)** – 2001-2 (0-1), 2005-2 (0-1), 2006-2 (1-1)

\*Denotes pool play game results

## Girls Volleyball Attendance

Regionals – Division 1	
Appleton East .....	160
Appleton West .....	159
Arrowhead (2 games) .....	296
Ashwaubenon .....	115
Beaver Dam (2 games) .....	449
Brookfield Central .....	45
Burlington .....	216
Cedarburg .....	124
Chippewa Falls .....	277
D.C. Everest .....	571
De Pere (2 games) .....	526
Divine Savior Holy Angels .....	96
Eau Claire Memorial .....	136
Eau Claire North (2 games) .....	469
Elkhorn Area .....	118
Fond du Lac .....	144
Franklin .....	172
Green Bay Preble .....	193
Greenfield (2 games) .....	204
Hartford Union .....	91
Homestead (2 games) .....	180
Hortonville .....	181
Hudson .....	99
Kaukauna .....	275
Kenosha Tremper (2 games) .....	183
Kettle Moraine .....	157
Kimberly (2 games) .....	416
Madison La Follette .....	136
Madison Memorial (2 games) .....	325
Madison West (2 games) .....	326
Manitowoc Lincoln (2 games) .....	540
Marshfield .....	146
Menasha .....	113
Menomonee Falls .....	223
Merrill (2 games) .....	418
Middleton .....	264
Milwaukee King .....	42
Milwaukee Riverside University H.S. ....	18
Milton .....	107
Monona Grove .....	77
Muskego .....	251
Neenah .....	142
Nicolet (2 games) .....	189

# Girls Volleyball

Oak Creek	55
Oregon (2 games)	507
Oshkosh West (2 games)	550
Pius XI	63
Racine Horlick	95
Sauk Prairie	199
South Milwaukee	47
Stoughton	147
Sun Prairie (2 games)	765
Verona Area	148
Waukesha West	94
Wauwaukee	150
Waterford	129
Watertown (2 games)	362
Wausau East	253
Wauwatosa East (2 games)	168
Wauwatosa West	79
West Allis Hale (2 games)	255
West Bend East	152
West Bend West	170
Westosha Central	185
<b>Total</b>	<b>13,942</b>

## Regionals – Division 2

Altoona (2 games)	395
Amery	135
Ashland	200
Barron	157
Berlin	172
Big Foot	140
Bloomer (2 games)	488
Brown Deer (2 games)	393
Brodhead (2 games)	571
Catholic Memorial (2 games)	423
Clintonville (2 games)	424
Denmark	162
East Troy (2 games)	250
Edgerton	246
Ellsworth	168
Evansville	336
Fox Valley Lutheran	191
Freedom	158
Gale-Ettrick-Trempealeau	78
Grafton (2 games)	441
Greendale (2 games)	192
Hayward	429
Jefferson	203
Kettle Moraine Lutheran	213
Kiel	214
Lakeside Lutheran (2 games)	486
Little Chute (3 games)	1,356
Lodi (2 games)	747
Luxemburg-Casco	258
Madison Edgewood (2 games)	486
McFarland	101
Medford Area	337
Messmer	53
Monroe	199
Mosinee (2 games)	327
New Berlin Eisenhower	97
New Holstein	213
Northwestern (2 games)	350
Oconto	142
Oconto Falls (2 games)	475
Onalaska (2 games)	402
Osceola	418
Pewaukee	66
Platteville	210
Plymouth	134
Port Washington	70
Reedsburg Area	214
Richland Center (2 games)	614
Rice Lake	249
River Valley	183
Saint Thomas More	180
Seymour	213
Sheboygan Falls (2 games)	434
Shorewood	34

Somerset	140
Southern Door	166
Sparta (2 games)	756
Tomahawk	171
Union Grove	107
Valders	214
Waupun	319
Wautoma (2 games)	421
West Salem	374
Whitefish Bay (3 games)	266
Winneconne (2 games)	553
Wisconsin Lutheran (2 games)	196
Wrightstown (2 games)	875
Xavier	349
<b>Total</b>	<b>20,734</b>

## Regionals – Division 3

Amherst	124
Aquinas	246
Auburndale (2 games)	634
Bangor	255
Belleville (2 games)	471
Boyceville	105
Brookwood	208
Cameron (2 games)	597
Clear Lake	284
Clinton	128
Colby (2 games)	469
Colfax (2 games)	329
Cuba City	221
Darlington	251
Deerfield (2 games)	413
Dodgeland (3 games)	560
Dominican	110
Edgar (2 games)	591
Eleva-Strum	220
Elk Mound	181
Fall Creek (2 games)	316
Gillett (2 games)	374
Grantsburg (2 games)	579
Heritage Christian (2 games)	308
Horicon	94
Howards Grove	122
Hurley (2 games)	303
Iola-Scandinavia	214
Laconia (3 games)	539
Lancaster	155
Luther (2 games)	476
Manawa (2 games)	733
Manitowoc Lutheran (2 games)	453
Marathon (2 games)	311
Markesan (2 games)	277
Martin Luther	83
Melrose-Mindoro (3 games)	735
Mineral Point (2 games)	373
Mishicot (3 games)	800
Mondovi	206
Newman Catholic (2 games)	486
Oostburg (2 games)	283
Oshkosh Lourdes (2 games)	468
Osseo-Fairchild	114
Owen-Withee (2 games)	551
Ozaukee	60
Parkview	104
Peshigo	205
Phillips	173
Prescott (2 games)	566
Racine Lutheran (2 games)	285
Racine Saint Catherine's	114
Random Lake	173
Reedsville	155
Regis	483
Riverdale	233
Saint Mary's Springs	111
Sheboygan Area Lutheran (3 games)	852
Shiocton	163
Shoreland Lutheran	196
Stanley-Boyd	287

The Prairie School	226
Tri-County	140
Viroqua	124
Washburn	216
Waterloo	111
Wayland Academy	120
Webster (2 games)	482
Wisconsin Heights (3 games)	1,364
<b>Total</b>	<b>22,693</b>

## Regionals – Division 4

Abbotsford	153
Albany	126
Almond-Bancroft	174
Assumption (2 games)	467
Athens (3 games)	683
Barneveld	241
Birchwood	195
Black Hawk	167
Cambria-Friesland	201
Cassville	231
Catholic Central	221
Central Wisconsin Christian	128
Clayton (2 games)	404
Cochrane-Fountain City (2 games)	500
Cornell	194
Drummond	92
Eau Cl. Immanuel Luth. (2 games)	249
Elmwood	322
Faith Christian (2 games)	337
Fall River	107
Florence	114
Frederic	184
Gilman	205
Goodman	71
Green Bay NEW Lutheran (2 games)	264
Greenwood (2 games)	358
Gresham Community	200
Highland (2 games)	390
Hilbert (2 games)	308
Hillsboro (2 games)	550
Hustisford	170
Independence	104
Johnson Creek (3 games)	257
Lake Country Lutheran	159
Lake Holcombe	147
McDonell Central (3 games)	758
Mellen (3 games)	578
Northwood (3 games)	495
New Lisbon	171
Niagara (3 games)	458
North Crawford	124
Northland Lutheran	88
Pecatonica	158
Plum City	167
Potosi (2 games)	436
Prentice	72
Randolph (2 games)	298
Rib Lake (2 games)	429
Rio	84
Rosholt (2 games)	400
Royall (2 games)	499
Seneca (2 games)	409
Sheb. County Christian (2 games)	202
Shell Lake	104
Shullsburg	164
Solon Springs (2 games)	236
Southwestern (2 games)	347
Spring Valley (2 games)	530
Suring (3 games)	563
Tigerton (3 games)	468
Valley Christian	99
Wabeno	186
Wausaukee (3 games)	263
Weston (2 games)	485
Weyerhaeuser	101
White Lake	96
Williams Bay	205

Wisconsin Valley Lutheran	51
Wonewoc-Center	443
<b>Total</b>	<b>18,840</b>

## Sectionals – Division 1

Appleton North	944
Arrowhead	543
Badger	451
D.C. Everest	640
Divine Savior Holy Angels	441
Hartford Union	329
Janesville Craig	506
Kaukauna	764
Middleton	666
Muskego	564
Oshkosh West	729
Pius XI	420
River Falls	130
Waterford	248
Wauaukee	729
Wausau West	711
West Bend East	787
<b>Total</b>	<b>9,602</b>

## Sectionals – Division 2

Brodhead	567
Fox Valley Lutheran	657
Fort Atkinson	418
Kewaskum	192
Lakeside Lutheran	168
Little Chute	602
Medford Area	714
Somerset	262
Waupaca	263
West Salem	634
Whitefish Bay	416
Wisconsin Lutheran	181
<b>Total</b>	<b>5,074</b>

## Sectionals – Division 3

Cameron	534
Clinton	231
Eleva-Strum	575
Howards Grove	577
Laconia	449
Marathon	454
Mineral Point	910
Osseo Fairchild	653
Reedsville	497
Riverdale	473
Shoreland Lutheran	284
Stanley-Boyd	456
<b>Total</b>	<b>6,093</b>

## Sectionals – Division 4

Abbotsford	369
Arrowhead	317
Augusta	366
Cashton	438
Catholic Central	467
Clayton	430
Florence	297
Shell Lake	343
Sheboygan South	270
Shullsburg	487
Sparta	525
Wausau West	466
<b>Total</b>	<b>4,775</b>

## Summary

<b>Regionals</b>	<b>76,209</b>
<b>Sectionals</b>	<b>25,544</b>
<b>State</b>	<b>14,625</b>
<b>Total</b>	<b>116,378</b>
<b>2007 Total</b>	<b>125,186</b>



## Girls Volleyball Comparison

## Girls Volleyball Sectional Records

	Subregional Attd.	Regional Attd.	Sectional Attd.	State Attd.	Total Attd.
1973	-----	4,691	1,428	808	6,927
1974	-----	9,805	2,622	1,660	14,087
1975	8,578	6,575	1,989	2,535 +	19,677
1976	8,333	7,491	2,473	2,613 +	20,910
1977	10,192	6,287	3,581	3,488 +	23,548
1978	9,794	5,858	3,426	4,209 +	23,287
1979	11,225	7,794	3,542	4,138 +	26,699
1980	-----	9,068	4,225	4,735 +	18,028
1981	-----	8,675	3,294	4,344 +	16,313
1982	-----	7,813	3,417	4,909 +	16,139
1983	-----	8,871	3,485	2,978	15,334
1984	-----	8,908	3,585	3,020	15,513
1985	-----	10,343	4,784	3,326	18,453
1986	-----	8,726	4,581	3,863	17,170
1987	-----	9,267	4,436	4,218	17,921
1988	11,162	8,948	4,586	5,526	30,222
1989	13,207	8,209	5,871	5,531	32,818
1990	-----	19,457	5,406	6,501	31,364
1991	-----	22,851	6,635	7,794	37,280
1992	-----	24,924	6,163	9,708	40,795
1993	-----	27,800	6,319	10,626	44,745
1994	-----	30,155	6,759	10,977	47,891
1995	-----	35,418	9,606	12,256	57,280
1996	-----	41,151	11,761	11,990	64,902
1997	-----	58,992	10,251	11,803	81,046
1998	-----	59,005	17,158	10,612	86,775
1999	-----	62,174	19,781	13,981	95,936
2000	-----	73,606	21,841	15,130	110,577
2001	-----	77,146	23,974	15,952	117,072
2002	-----	76,370	25,907	15,685	117,962
2003	-----	81,304	22,978	16,507	120,789
2004	-----	81,214	23,027	14,701	118,942
2005	-----	82,246	26,863	15,633	124,742
2006	-----	86,281	25,797	16,108	128,186
2007	-----	82,875	26,195	16,099	125,169
2008	-----	76,209	25,544	14,625	116,378

+State Tournament Combined – Boys & Girls

	Year	Attendance
Iowa-Grant	1996	1,384
De Pere	2005	1,032
Wisconsin Heights	2007	975
Kimberly	2006	964
Appleton North	2008	944
Freedom	2002	927
Mineral Point	2008	910
Wisconsin Heights	1997	909
Little Chute	2005	900
Wrightstown	2007	900
Belleville	2006	892
Richland Center	2000	888
Freedom	2001	886
McDonell Central	2007	876
Eau Claire Memorial	2000	870
West Bend	1996	860
Little Chute	2003	860
Richland Center	2005	857
River Valley	2002	843
Waunakee	1996	811
Middleton	2001	798
Brillion	2002	792
West Bend East	2008	787
Iowa-Grant	2005	772
Seymour	2001	769
Kaukauna	2008	764
Monona Grove	2005	742
Little Chute	2000	740
Kaukauna	2007	738
Osceola	2001	737

## Girls Volleyball Financial Statement

### Regional Receipts

Tickets	\$ 301,302.00
Broadcast Rights	1,500.00
Total Regional Receipts	\$ 302,802.00

### Regional Expenses

Host Allowance	\$ 161,523.44
Officials Fees	76,772.42
Awards	4,040.00
Total Regional Expenses	\$ 242,335.86

### Sectional Receipts

Tickets	\$ 106,032.00
Broadcast Rights	630.00
Total Sectional Receipts	\$ 106,662.00

### Sectional Expenses

Host Allowance	\$ 53,596.66
Officials Fees	13,268.68
Awards	2,157.00
Total Sectional Expenses	\$ 69,022.34

### State Receipts

Tickets	\$ 115,530.00
Programs	3,106.00
Program Ads	1,222.84
Television Receipts	0.00
Radio Receipts	1,000.00
Postage	108.00
Total State Receipts	\$ 120,966.84

### State Expenses

Running Meet	\$ 44,054.61
On-Site Coordinator	500.00
Programs	2,860.00
Officials	5,533.93
Awards	1,925.20
Participant Travel	29,203.00
Total State Expenses	\$ 84,076.74

GRAND TOTAL RECEIPTS	\$ 530,430.84
GRAND TOTAL EXPENSES	395,434.94
DIFFERENCE	\$ 134,995.90

# Wrestling

The WIAA goes back to 1940 to determine the beginning of its wrestling tournament program.

Milwaukee Washington won the first State Meet that was held at Appleton. The next year the tournament was held at West Milwaukee before moving to Neenah for 1942. Then, because of World War II, there were no more State Meets until 1947 when it was held at West Milwaukee. Racine Park hosted the 1948 meet.

The State Tournament moved to UW-Madison in 1949 and was held at that site through 1997. In 1998, the State Individual Tournament moved to the Kohl Center in Madison. The tournament followed the open class format through the years until 1980 when team champions were determined by A-B-C classes. Individual champions continued being determined by an open class through 1980 and thereafter on a three-class basis. Classes were renamed divisions beginning in 1990.

Through the years – until 1991-92, team championships were decided on the basis of a point system for individuals finishing first, second, etc., at the State (Individual) Tournament. Beginning in 1991-92, the team champion was determined in a separate team tournament series involving dual meets among the regional champions. The first two such State Team Tournaments were held at UW-Stevens Point. In 1994, the team tournament moved to West Allis Central High School where it remained through 2004 when it then moved to the UW Field House in Madison in 2005.

Wisconsin Rapids Lincoln has appeared in the State Team


Tournament 14 times since its inception, the most of any member school. Lodi and Luxemburg-Casco has appeared in 12 tournaments, and Wrightstown nine times.

There have been 49 different schools that have won State team championships. Wisconsin Rapids has the most titles with 18. Mineral Point has won 11 titles, and Luxemburg-Casco has nine. Milwaukee South and Stoughton have won seven team titles, with Athens and Coleman having won six times.

Wisconsin Rapids Lincoln won seven consecutive titles from 1995 through 2001. Five of Milwaukee South's titles came in succession – 1950-54. Wisconsin Rapids Lincoln has also strung together five straight titles from 2003-07, and four of Mineral Point's titles came in succession from 1980-83. Winning three times in a row were Milwaukee Washington (1940-42), Coleman (1962-64), Stoughton (1975-77), East Troy (1986-88), Athens (1993-95) and Luxemburg Casco (2001-03) and Mineral Point (2007-09).


Matt Hanutke of Pittsville, Kraig Underwood of Athens, Brian Slater of New Lisbon, Scott Hady of North Crawford, Kevin Black of River Falls, Josh Miller of Arcadia and Cole Wunnicke of Ithaca, Bobby Wunnicke of Dodgeville, Zac Cibula of Luxemburg-Casco and Nick Hagar of Tomahawk are the only 10 wrestlers that have won four State individual titles. Hanutke won at 98 in 1987, 105 in 1988, 112 in 1989, and 119 in 1990. Underwood won at 103 in 1992, 112 in 1993, 119 in 1994, and 125 in 1995. Slater won at 103 in 1993 and 1994, and 112 in 1995 and 1996. Hady won at 112 in 1994, 119 in 1995, 125 in 1996 and at 135 in 1997. Black won at 103 in 1995, 112 in 1996 and 1997, and 119 in 1998. Miller won at 103 in 1999, 112 in 2000 and 2001, and at 119 in 2002. Cole Wunnicke won at 119 in 1999, 125 in 2000, and at 135 in 2001 and 2002. Bobby Wunnicke won at 103 in 2005, by forfeit at 112 in 2006, at 119 in 2007 and at 125 in 2008. Zac Cibula won at 130 in 2005, 140 in 2006, 145 in 2007 and 152 in 2008. Nick Hagar won at 125 in 2006, 135 in 2007 and at 140 in 2008-09.

Forty-six other wrestlers have won three individual championships and 181 others who have captured two titles.




**WISCONSIN RAPIDS LINCOLN – TEAM WRESTLING CHAMPIONS (DIVISION 1) – 2008-2009**

Team members: Jake Jaborek, Jason Munoz, Ben Westover, Logan Gabler, Jake Raflik, Alex Schenk, Coltin Brehm, Coltin Rushman, Rylan Lubeck, Conrad Sawyer, Ben Best, Garrett Schilling, Zak Benitz, Ben Smith, Jerad Jaborek, Miqui Medina, Erik Vruwink, Cole Plowman, Devin Peterson, Kyle Lehman, Vaughn Grube, Doug Fuller, Tyler VanErt, Vance Grube, Curt Fuller, Drew Heinrich.



**ELLSWORTH – TEAM WRESTLING CHAMPIONS (DIVISION 2) – 2008-2009**

Team members: Brent Stockwell, Tyler Thoen, Ryan Dickhausen, Sam Huppert, DJ Yarwood, Brandon Voelker, Roarke Langer, Joe Huppert, Taylor Boetcher, Mason Strom, Spencer Beard, Zac Reister, Joe Kornmann, Dan Huppert, Hayden Hauschildt, Spencer Kuesel, Levi Kuesel, Shawn Helmueller, Josh Claffin, Noah McLay, Josh Albarado, Jordan Borst, Adam Mewes, Cory Deiss, Tyler Hunter, Alex Hoyer, Luke Albarado, Nick Oeltjen.



**MINERAL POINT – TEAM WRESTLING CHAMPIONS (DIVISION 3) – 2008-2009**

Team members: Cody Bertram, Deven Walrack, Garrett Smart, Garrett Rose, Dylan Schroeder, Todd Tibbits, Bobby Lynch, Trevor Yager, Tucker Pittz, Zach Wallace, Bo Doney, Kyle Burke, Tyler Tonkin, Ryan McGuire, Cord Yager, Matt Potterton, Alex Johnson, Terry Aide, Jordan Tibbits, Brady Tibbits, Mike McKinley, Kody Jorgenson, Cody Burke, Tyler Sporle, Kolton Greenwood.