

Exhibit 2



US00D811944S

(12) **United States Design Patent**
Milton et al.

(10) **Patent No.:** **US D811,944 S**

(45) **Date of Patent:** **** Mar. 6, 2018**

- (54) **FUSELAGE**
- (71) Applicant: **Bluegentech LLC**, Salt Lake City, UT (US)
- (72) Inventors: **Trevor R. Milton**, Salt Lake City, UT (US); **Steve Jennes**, Fullerton, CA (US)
- (73) Assignee: **Nikola Corporation**, Salt Lake City, UT (US)
- (**) Term: **15 Years**
- (21) Appl. No.: **29/550,177**

D399,792 S *	10/1998	Hellhake	D12/96
D423,990 S *	5/2000	Meryman	D12/96
D465,749 S *	11/2002	Beigel	D12/96
7,232,179 B1 *	6/2007	Racz	B62D 33/0612 296/190.02
D626,890 S *	11/2010	Cantemir	D12/12
D719,879 S *	12/2014	Ito	D12/96

* cited by examiner

Primary Examiner — Daniel D Bui
Assistant Examiner — Andrew Kerr

(74) *Attorney, Agent, or Firm* — Terrence J. Edwards;
TechLaw Ventures, PLLC

- (22) Filed: **Dec. 30, 2015**
- (51) **LOC (11) Cl.** **12-08**
- (52) **U.S. Cl.**
USPC **D12/99; D12/96**
- (58) **Field of Classification Search**
USPC D12/93, 96, 99, 94, 190, 192, 196, 83,
D12/181, 163, 164, 169, 167, 171, 216,
D12/86, 90, 91, 92; 180/89.13; 296/22,
296/24.3, 24.36
CPC B62D 24/00; B62D 24/02; B62D 25/02;
B62D 25/18; B62D 25/08; B62D 35/00;
B60J 5/04; B60R 19/02; B60R 19/04;
B60P 1/00; B60P 3/00
See application file for complete search history.

(57) **CLAIM**

We claim the ornamental design for a fuselage, as shown and described.

DESCRIPTION


FIG. 1 is a front and right perspective view for a fuselage showing our new design;
FIG. 2 is a top view thereof;
FIG. 3 is a left side view thereof;
FIG. 4 is a right side view thereof;
FIG. 5 is a front view thereof; and,
FIG. 6 is a rear view thereof.

The broken lines in the drawing views represent unclaimed portions of a fuselage, which are included for the purpose of illustrating unclaimed environment only, and forms no part of the claimed design.

(56) **References Cited**
U.S. PATENT DOCUMENTS

D339,314 S *	9/1993	Moar	D12/96
D357,436 S *	4/1995	Moar	D12/96

1 Claim, 5 Drawing Sheets



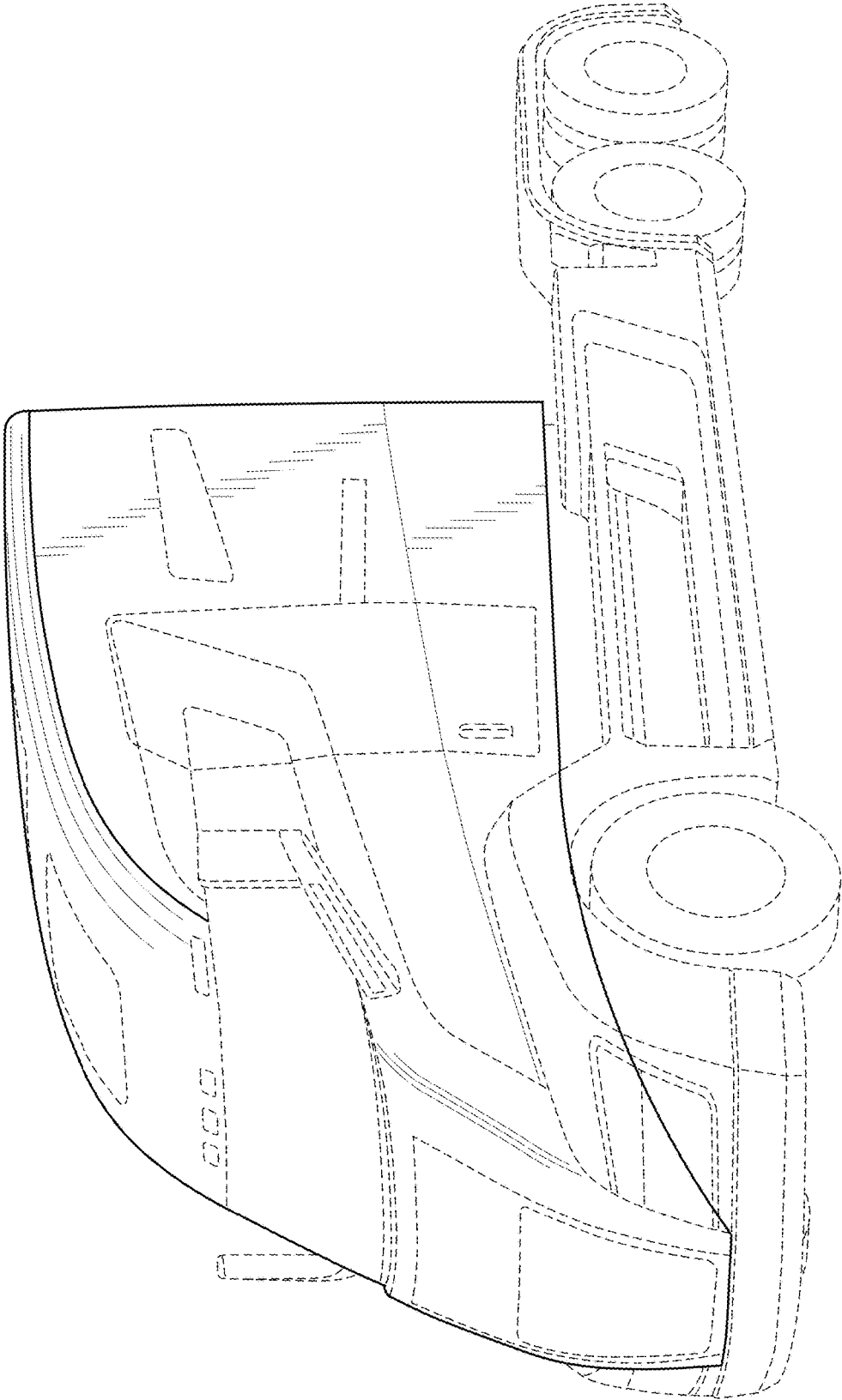


FIG. 1

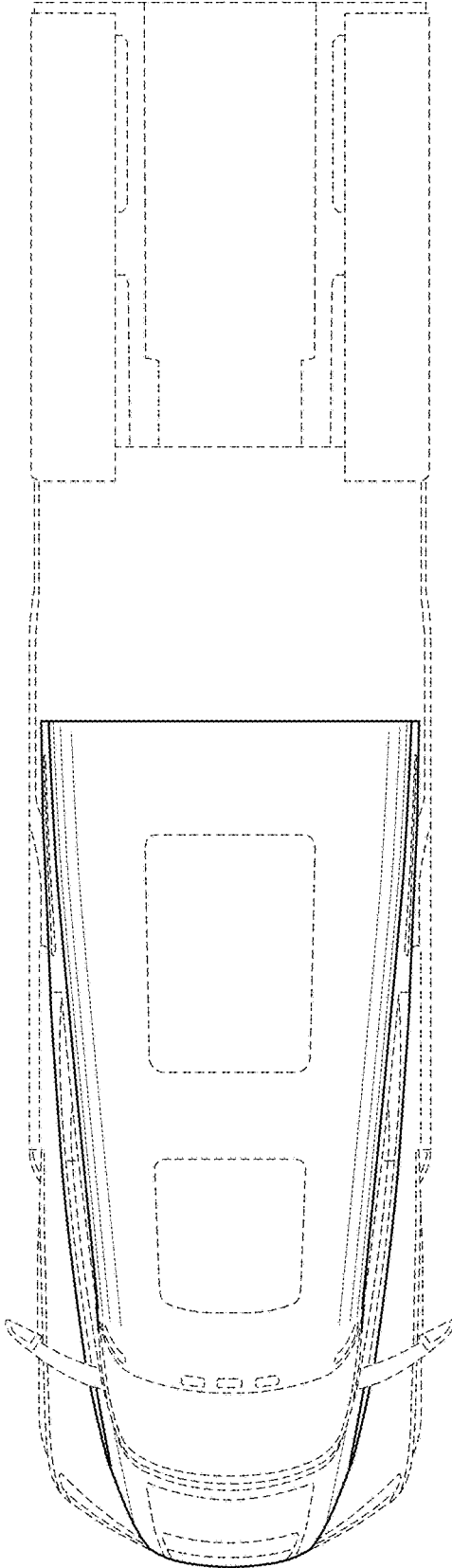


FIG. 2

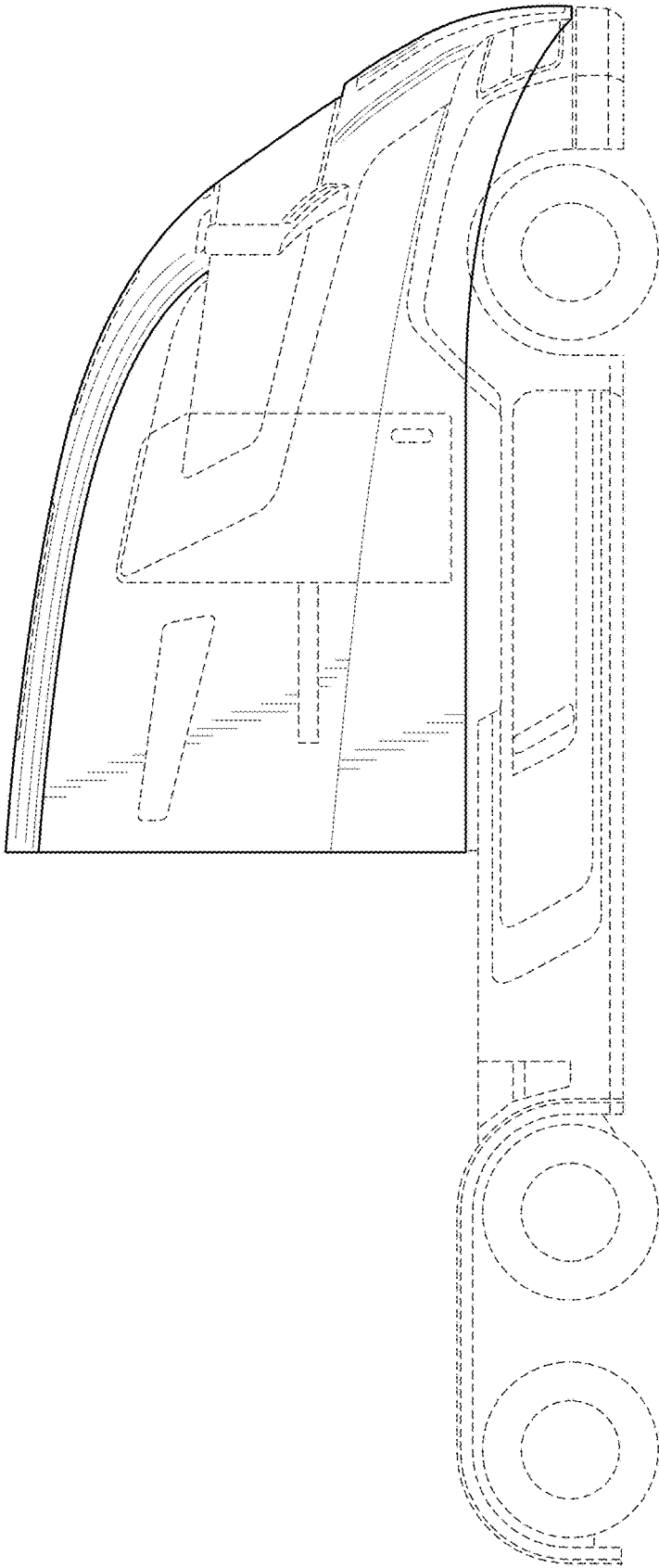


FIG. 3

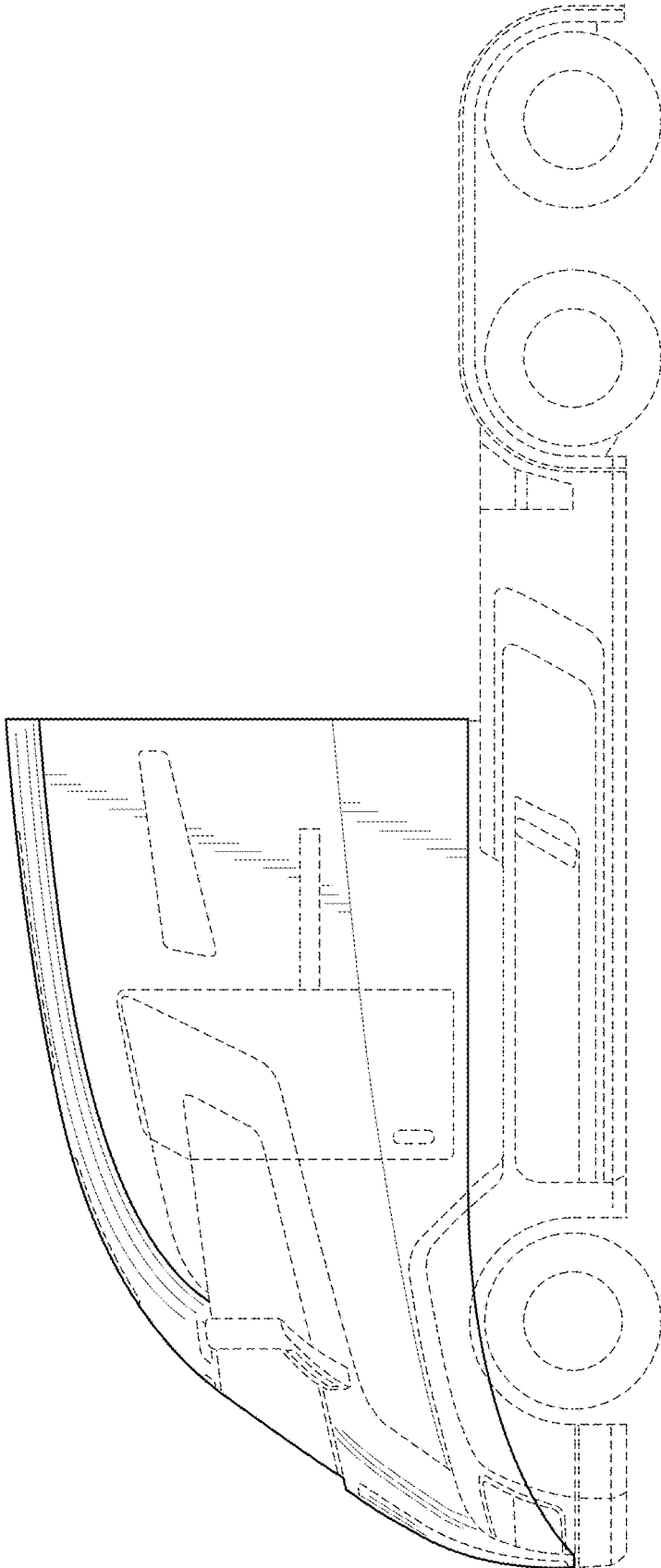


FIG. 4

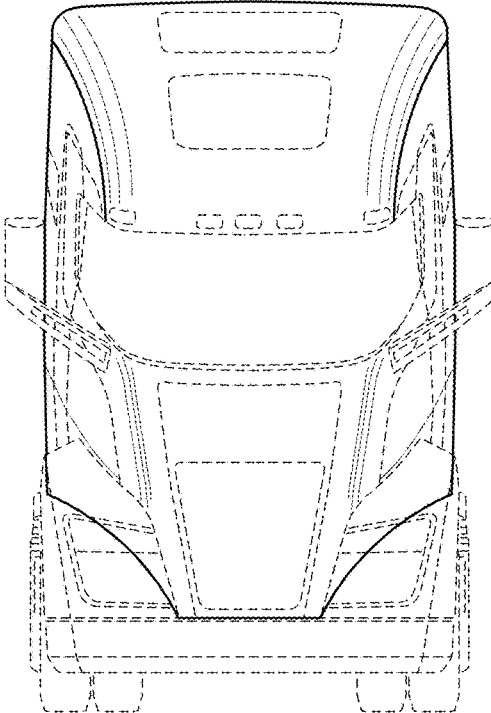


FIG. 5

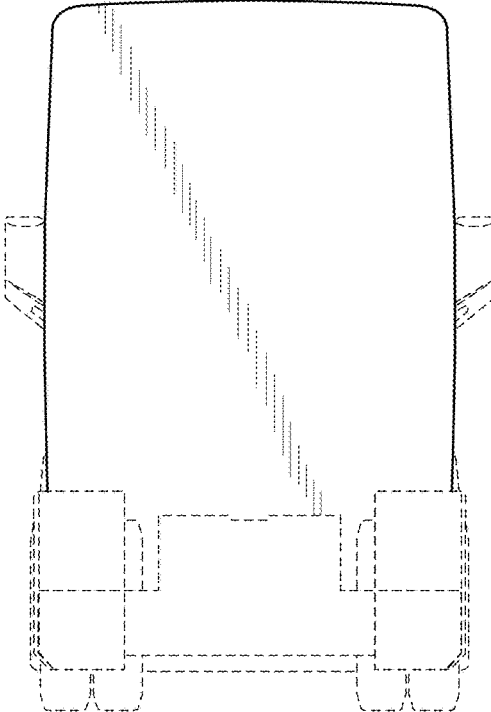


FIG. 6