

EXHIBIT A

Manage Your Account
Enjoy secure and convenient access
to your account whenever you want.

[Residential customers >](#)
[Business customers >](#)




| Residential | Small Business | Enterprise |
|--|---|---|
| Local and long distance, Internet, wireless phone and satellite TV—all for your home | Voice, Internet and data services for businesses and home offices | Networking and communications for: - Business - Government - Wholesale |
| Learn more > | Learn more > | Learn more > |

[AT&T Phone Store: Shop for home and small office electronics >](#)

Support You Can Count On

AT&T online tools help get you answers when you need them. Whether you have a billing question, need a phone line fixed, or want to move a service, you can rely on AT&T Online Customer Support. >

[Corporate Information](#) | [Customer Support](#) | [Contact Us](#)



YELLOWPAGES.COM



SEARCH



Learn more about the SBC and AT&T merger.



RESIDENTIAL: PRODUCTS & SERVICES | CUSTOMER CENTER | ASSISTANCE

415/570 -xxxx | [Change Your Location](#)

RESIDENTIAL SERVICES

FEATURED PRODUCTS

[CALLING PLANS](#)

[VOICE OVER IP](#)

[WIRELESS](#)

[INTERNET SERVICES](#)

[DIGITAL SATELLITE TV](#)

[BUNDLED SERVICES](#)

[PHONES & ACCESSORIES](#)

INTERNET SERVICES

- [DSL SERVICE](#)
- [DIAL-UP INTERNET](#)
- [VOICE OVER IP](#)

[LEARNING TO GO ONLINE](#)



REGISTER YOUR ONLINE ACCOUNT

Setting up an Online Account is free, easy and fast. [Learn More.](#)

- [Tour the Customer Center](#)
- [Sign Up for Online Billing](#)

ACCOUNT ACCESS

Former SBC customers: Log In at [AT&T Account Manager](#).

User ID (Phone No.)

██████████

Password

██████████

[Forgot your password?](#)

Remember my User ID

- [Go to Customer Center](#)
- [Contact Us](#)
- [Information & Answers](#)
- [Moving?](#)
- [Rates, Terms & Conditions](#)
- [Directory Assistance](#)

[Compare Our Products & Services](#)



SEARCH

Learn more about the SBC and AT&T merger.



RESIDENTIAL: PRODUCTS & SERVICES | CUSTOMER CENTER | ASSISTANCE

IMAGINE YOUR INTERNET CONNECTION ON 10 CUPS OF COFFEE.

- + Add-on services available
- ☑ Check Availability
- ☑ 24/7 Tech Support
- ☑ 24/7 DSL
- ☑ DSL
- ☑ DSL Service

10 REASONS WHY PEOPLE SWITCH TO AT&T DSL SERVICE

GO HIGH-SPEED WITH AT&T DSL SERVICE

AT&T DSL Service is a service you can't live without. It gives you the speed you need to work, play, and learn. It's the speed of the future. (That's what you need.)

STANDARD PLAN



- \$29.95/mo. for one full year
- Up to 8 Mbps download speed
- Up to 3 Mbps upload speed
- FREE modem and installation (DSL service)

\$29.95/MO.
FOR ONE FULL YEAR

Learn More

PREFERRED PLAN

- \$39.95/mo. for one full year
- Up to 12 Mbps download speed
- Up to 4 Mbps upload speed
- FREE modem and installation (DSL service)

\$39.95/MO.
FOR ONE FULL YEAR

Learn More

Compare Plans

READY? SET? DSL.

ORDER ONLINE NOW →

CHECK AVAILABILITY

Enter your information below to see if AT&T DSL Service is available in your area.

Phone Number

Street Address
(Do not include city or state)

ZIP Code

SUBMIT

AT&T DSL Service is available only in select areas. Service is provided by AT&T Knowledge Ventures. Speeds are approximate and may vary. Service is provided by AT&T Knowledge Ventures. Service is provided by AT&T Knowledge Ventures. Service is provided by AT&T Knowledge Ventures. Service is provided by AT&T Knowledge Ventures.

AT&T Knowledge Ventures, a subsidiary of AT&T Knowledge Ventures, L.P. is a service mark of AT&T Knowledge Ventures. © 2005 AT&T Knowledge Ventures. All rights reserved.

AT&T Knowledge Ventures, a subsidiary of AT&T Knowledge Ventures, L.P. is a service mark of AT&T Knowledge Ventures. © 2005 AT&T Knowledge Ventures. All rights reserved.



SEARCH

Learn more about the SBC and AT&T merger.



RESIDENTIAL | PRODUCTS & SERVICES | CUSTOMER CENTER | ASSISTANCE

SERVICE AVAILABILITY

AT&T DSL Service is available at your address.

You are now in a secure area.

AT&T DSL SERVICE

AVAILABLE AT YOUR LOCATION

- 1 CHECK AVAILABILITY
- 2 PLACE YOUR DSL ORDER
- 3 CREATE ACCOUNT
- 4 PAYMENT AND REGISTRATION

SERVICE AVAILABLE

Standard and Preferred AT&T DSL Service Plans are available at your address. Please enter the zip code and street address below.

STEP 1: CHOOSE ONE OF OUR GREAT DSL PLANS

STANDARD PLAN

- Standard 15Mbps
- 10 Mbps download and 1 Mbps upload
- 7x faster than dial-up
- 10x faster than standard DSL

up to **50x faster** than dial-up²

PREFERRED PLAN

- Preferred 20Mbps
- 15 Mbps download and 1 Mbps upload
- 10x faster than dial-up
- 15x faster than standard DSL

up to **100x faster** than dial-up²

STEP 2: CHOOSE THE INSTALLATION YOU NEED

SELF-INSTALLATION

FREE

We'll send you our Installation Kit, which includes everything you need to self-install AT&T DSL Service on your computer: software, the DSL modem, and Instructions. The Installation Kit is FREE (a \$149 value)¹. Once the kit arrives, just follow the simple, three-step process to install AT&T DSL Service on your computer.

PROFESSIONAL INSTALLATION

\$200

If you have a burglar alarm or more than 5 devices (telephones, fax machines, etc.) connected to the telephone line you will use for your DSL connection, or if you prefer not to install the DSL service yourself, you will need to schedule a time for professional installation.

[Continue](#)

NEED HELP WITH YOUR ORDER?

Want someone to assist you?
Call a DSL PROBLEM-SOLVING SPECIALIST
Monday - Friday
9am - 9pm
Central Time

1. Free installation kit includes DSL modem, software and instructions. 2. Based on download speeds. 3. Actual speeds may vary. 4. Based on download speeds. 5. Actual speeds may vary. ©2005 AT&T Knowledge Ventures. All rights reserved.

1. The first part of the document discusses the importance of maintaining accurate records of all transactions and activities. It emphasizes that proper record-keeping is essential for ensuring transparency and accountability in financial reporting.

2. The second part of the document outlines the various methods and techniques used to collect and analyze data. It highlights the need for consistent and reliable data collection processes to ensure the validity of the results.

3. The third part of the document focuses on the analysis and interpretation of the collected data. It discusses the various statistical and analytical tools used to identify trends, patterns, and relationships within the data.

4. The fourth part of the document discusses the implications and conclusions drawn from the analysis. It highlights the key findings and their potential impact on the organization's operations and decision-making processes.



SEARCH

Learn more about the SBC and AT&T merger.



RESIDENTIAL | PRODUCTS & SERVICES | CUSTOMERCENTER | ASSISTANCE

AT&T DSL SERVICE SUMMARY

1 CHECK AVAILABILITY 2 PLACE YOUR DSL ORDER 3 CREATE ACCOUNT 4 PAYMENT AND REGISTRATION

SERVICE AVAILABILITY

AT&T DSL Service is available at your address.

You are now in a secure area.

REVIEW YOUR ORDER

Please review the information below. If you wish to proceed, click on the "Continue" button at the bottom of the page.

ORDER SUMMARY

Plan: Standard Plan
Speed: Up to 1.5Mbps download speed
Monthly Fee: \$29.95¹
Installation: Free Self-Installation
Installation Kit: Free (\$149 value)¹

[Edit Your Order](#) [Continue](#)

NEED HELP WITH YOUR ORDER?

What are the steps to get DSL?
How do I pay for my DSL?
How do I get my DSL service?
How do I troubleshoot my DSL?
How do I get my DSL service?
How do I get my DSL service?

ADDITIONAL FEES

Standard DSL service is available at your address. If you wish to proceed, click on the "Continue" button at the bottom of the page. If you wish to proceed, click on the "Continue" button at the bottom of the page.

Standard DSL service is available at your address. If you wish to proceed, click on the "Continue" button at the bottom of the page. If you wish to proceed, click on the "Continue" button at the bottom of the page.

Standard DSL service is available at your address. If you wish to proceed, click on the "Continue" button at the bottom of the page. If you wish to proceed, click on the "Continue" button at the bottom of the page.

EQUIPMENT

Standard DSL service is available at your address. If you wish to proceed, click on the "Continue" button at the bottom of the page. If you wish to proceed, click on the "Continue" button at the bottom of the page.

Standard DSL service is available at your address. If you wish to proceed, click on the "Continue" button at the bottom of the page. If you wish to proceed, click on the "Continue" button at the bottom of the page.

... ..



SEARCH



Learn more about the SBC and AT&T merger.



RESIDENTIAL | PRODUCTS & SERVICES | CUSTOMERCENTER | ASSISTANCE



SERVICE AVAILABILITY

AT&T DSL Service is available at your address.

You are now in a secure area.

AT&T DSL SERVICE SUMMARY

1 CHECK AVAILABILITY 2 PLACE YOUR DSL ORDER 3 CHOOSE ACCOUNT 4 PAYMENT AND REGISTRATION

REVIEW YOUR ORDER

Please review the information below. If you have any questions, please call 1-800-447-4647 or visit our DSL Help page.

ORDER SUMMARY

Plan: Standard Plan
Speed: Up to 1.5Mbps download speed
Monthly Fee: **\$29.95¹**
Installation: **\$200 Professional Installation**
Installation Kit: **Free (\$149 value)¹**

[Edit Your Order](#) [Continue](#)

NEED HELP WITH YOUR ORDER?

Visit our DSL Help page or call 1-800-447-4647. Monday - Friday, 9am - 9pm Central Time.

ADDITIONAL FEES

Service available only in select areas. A one-time fee of \$200 will be applied to activate installation with a professional installer. This fee is waived for self-installation.

Standard Plan: A one-time fee of \$149 will be applied within the first 30 days of service. You will not be charged a professional fee. If you opt for self-installation, you will not be charged a professional fee. The first 30 days of service will include a 30-day trial period. After the trial period, you will be charged a monthly fee of \$29.95. Service after the trial period is subject to a 30-day trial period. You may cancel your service at any time within 30 days of your activation.

One-time fee: You will be charged \$200 if you opt for a professional installation. This fee is waived for self-installation.

EQUIPMENT

- Installation is not supported by AT&T DSL Service. DSL Service is available only in select areas.
- Installation is not supported in self-installation areas.
- Installation is not supported in self-installation areas. You will be charged a one-time fee of \$149 for the installation kit.

¹ This information provides the first of several steps to help you understand the details of the service. DSL Service is available only in select areas. A one-time fee of \$200 will be applied to activate installation with a professional installer. This fee is waived for self-installation. The first 30 days of service will include a 30-day trial period. After the trial period, you will be charged a monthly fee of \$29.95. Service after the trial period is subject to a 30-day trial period. You may cancel your service at any time within 30 days of your activation.

Copyright © 2000 by McGraw-Hill, a division of The McGraw-Hill Companies, Inc. All rights reserved. Printed in the United States of America. This book is printed on acid-free paper.



SEARCH



Learn more about the SBC and AT&T merger.



RESIDENTIAL: PRODUCTS & SERVICES | CUSTOMER CENTER | ASSISTANCE

CREATE YOUR ACCOUNT

1 2 3 CREATE ACCOUNT 4

SERVICE AVAILABILITY

AT&T DSL Service is available at your address.

You are now in a secure area.

CREATE YOUR ACCOUNT

Are you an existing AT&T Worldnet® Service Member?

Yes No

NEED HELP WITH YOUR ORDER?

We're available to assist you.
Call 1-800-820-8900
Monday - Friday
7am - 7pm
Central Time

ENTER YOUR BILLING ADDRESS

Please enter your name and billing address **exactly** as they appear on your local telephone bill. Items with an asterisk (*) are required.

*First Name:

M.I.:

*Last Name:

*Address 1:

Address 2:

*City:

SAN FRANCISCO

*State:

CA

*ZIP Code:

94117

Phone Number:

(the line you will use for AT&T DSL Service)

*Contact Telephone Number:

*Contact E-mail Address:

ENTER YOUR SHIPPING ADDRESS

Same as Billing Address

Please note we cannot ship to a P.O. Box. Items with an asterisk (*) are required.

*Address 1:

Address 2:


*City:

*State:

*ZIP Code:

Continue

[Terms & Conditions](#) | [AT&T DSL Service Subscriber Agreement](#) | [Privacy Policy](#) | [Contact Us](#)
© 2006 AT&T Knowledge Ventures. All rights reserved.



PAYMENT AND REGISTRATION

1 2 3 4 PAYMENT AND REGISTRATION

SERVICE AVAILABILITY

AT&T DSL Service is available at your address.

You are now in a secure area.

ERROR

Sorry, there is a problem with your submission.

- No matching AT&T residential Long Distance or Local service Account could be found. Please refer to your AT&T residential phone bill and re-enter the information as it appears on your bill.

At this time, we are unable to add AT&T DSL Service to your current AT&T Phone Bill. Please enter your credit card information below and your AT&T DSL Service monthly charges will be billed to your credit card.

NEED HELP WITH YOUR ORDER?

We're available to assist you.
Call 1-800-820-8900

Please make sure that the information you enter below is exactly as it appears on your credit card statement. Your AT&T DSL Service charges will be billed to this credit card.

Credit Card:

Credit Number:

Expiration Date: /

Name on card:

Account Information:

First: M.I.:

Last:

Address Line 1:

Address Line 2:

City:

State:

Zip:

Area Code + Phone Number:

Please review your payment information carefully before clicking the Continue button. Processing may take a few seconds.

By providing this information, you agree that (i) you are more than 18 years old, (ii) you are authorized to use this credit card, and (iii) you will pay all charges applied by AT&T for your use of AT&T DSL Service to the credit card above in accordance with the card issuer agreement.



SEARCH

PAYMENT AND REGISTRATION

- 1 CHECK AVAILABILITY
- 2 PLACE YOUR ORDER
- 3 CREATE ACCOUNT
- 4 PAYMENT AND REGISTRATION

⚡ SERVICE AVAILABILITY

AT&T DSL Service is available at your address.



You are now in a secure area.

YOUR PAYMENT CHOICE

MY AT&T BILL

If you currently have Residential AT&T Local and/or Long Distance service, then you can add your AT&T DSL Service charges to your monthly phone bill.

MY CREDIT CARD

If you are not an AT&T customer, then you must pay by credit card. (Visa, MasterCard, American Express, or Discover @ Network.)

Continue

NEED HELP WITH YOUR ORDER?

WE'RE AVAILABLE 24 HOURS A DAY, 7 DAYS A WEEK. CALL 1-800-447-4637.



SEARCH

PAYMENT AND REGISTRATION

- 1 CHECK AVAILABILITY
- 2 PLACE YOUR DSL ORDER
- 3 CREDIT ACCOUNT
- 4 PAYMENT AND REGISTRATION

== SERVICE AVAILABILITY

AT&T DSL Services available at your address.



You are now in a secure area.

YOUR PAYMENT CHOICE

MY AT&T BILL

If you currently have Residential AT&T Local and/or Long Distance service, then you can add your AT&T DSL Service charges to your monthly phone bill.


MY CREDIT CARD

If you are not an AT&T customer, then you must pay by credit card. (Visa, MasterCard, American Express, or Discover ® Network.)

[Continue](#)

NEED HELP WITH YOUR ORDER?

YES, AVAILABLE
SERIAL NO.
CALL 1-800-555-5555



PAYMENT AND REGISTRATION

1 2 3 4 PAYMENT AND REGISTRATION

SERVICE AVAILABILITY

AT&T DSL Service is available at your address.



You are now in a secure area.

ENTER YOUR BILLING INFORMATION

Please enter the following information EXACTLY as it appears on your AT&T bill:

First: M.I.:

Last:

Address Line 1:

Address Line 2:

City:

State:

Zip:

Area Code + Phone Number:

Please provide the last four digits of the Social Security Number of the person named above. (This information is used only to confirm identity in your dealings with AT&T.)

Last Four Digits of SSN:

Processing may take a few seconds.

[Continue](#)

NEED HELP WITH YOUR ORDER?

We're available to assist you.
Call 1-800-820-8900



SEARCH SERVICES

PAYMENT AND REGISTRATION

- 1 CHECK AVAILABILITY
- 2 PLACE YOUR DSL ORDER
- 3 CREATE ACCOUNT
- 4 PAYMENT AND REGISTRATION

SERVICE AVAILABILITY

AT&T DSL Service is available at your address.

You are now in a secure area.

E-MAIL ID AND PASSWORD SET-UP

CHOOSE YOUR E-MAIL ID:

Please provide an e-mail ID for your AT&T DSL Service. The e-mail ID must be unique. It may be made up of letters, numbers, dashes, and periods. It will also be the name of your account page URL when you sign up to an AT&T DSL Service. Please read the following:

- Your e-mail ID needs to:**
- Start with a letter (A-Z)
 - Contain either letters, numbers (0-9), dashes, or periods
 - Be no more than 29 characters
 - Be unique; your ID will be rejected if the same name is already in use

E-mail ID: @worldnet.att.net

CHOOSE A PASSWORD:

Please choose your password. Letters, numbers, and dashes are permitted. Your password is private information. Don't allow others to see your account ID, your e-mail address, or other private information. Don't use a word or name as your password.

- To ensure your security, your password must be:**
- 8-16 letters or numbers with no spaces
 - Not easy to guess

- Your password may not be:**
- Your first or last name
 - Your e-mail address
 - The word "password"
 - A single repeated character (unless you combine cases, as in AAAAaaaa)

E-mail Password:

Processing may take a few seconds.

Continue

NEED HELP WITH YOUR ORDER?

... available to ... about you ...

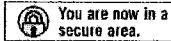


PAYMENT AND REGISTRATION

1 2 3 4 PAYMENT AND REGISTRATION

SERVICE AVAILABILITY

AT&T DSL Service is available at your address.



You are now in a secure area.

ORDER INFORMATION

Your E-Mail Address is: [REDACTED]

Your E-Mail Password is: [REDACTED]

Your Personal Home Page will be: [REDACTED]

WOULD YOU LIKE YOUR E-MAIL ID LISTED ON AnyWho?

AnyWho is an AT&T directory that lists phone numbers, addresses, maps, and directions for businesses and people in the U.S. and can be accessed at www.anywho.com.

List Me Don't List Me

SUBSCRIBER AGREEMENT

AT&T DSL SERVICE SUBSCRIBER AGREEMENT

Effective Date - May 2005

AT&T DSL Service Notice

Effective May 2005, AT&T DSL Service has updated the Subscriber Agreement to reflect changes to the Service. Please see Sections (2.c), (b.e), and (1.7) of this Agreement for such changes.

Please [click here](#) to print the AT&T DSL Service Subscriber Agreement from your browser.

Please read this information carefully. Before continuing with the Registration process, you must indicate your Agreement or Disagreement with the Subscriber Agreement. Click the Check Box stating you have read the Subscriber Agreement after you have done so.

I have read the Subscriber Agreement

Yes, I agree, Register Now I Do Not Agree

Processing may take a few seconds.

[Continue](#)



at home & on the go. Small & Medium Business Enterprise Business

AT HOME & ON THE GO: | SERVICES & SERVICES | CUSTOMER CENTER | ASSISTANCE

SEARCH

PAYMENT AND REGISTRATION

SERVICE AVAILABILITY

AT&T DSL Service is available at your address.

You are now in a service area.

THANK YOU FOR YOUR ORDER

Congratulations! You have successfully completed your order for AT&T DSL Service.

Important! Your order number is: **9904811**. With just a few more steps, you'll be on your way to high-speed Internet access.

HERE'S WHAT YOU NEED TO DO

- 1. PRINT THIS PAGE NOW.** It includes important information such as your order number, e-mail ID, and all the information you will need to log onto your new AT&T DSL Service account.
- Check your e-mail for messages from us regarding the status of your order.
- Look for your installation kit in the mail. When you receive it, follow the instructions for self or professional installation.

- Self-Installation:** As soon as you receive your kit, follow the easy, three-step process to install AT&T DSL Service on your computer. If you need installation support, call 1 866-596-8455 and select option 2.

- Professional Installation:** AT&T DSL Service has teamed up with Cover to provide your AT&T DSL Service. If you request professional installation, we will set up an appointment for a Cover technician to come set up your AT&T DSL Service, make sure it is running properly, and answer all of your questions. Please have your installation kit available because the technician will need this to complete your installation.

CONFIGURING YOUR COMPUTER

- Option 1:** Included in your Installation Kit will be everything you need to configure your computer. After you print this page, you can close this window.

- Option 2:** If you prefer to do it now, you can prepare your computer for AT&T DSL Service. [See instructions below.](#)

AT&T DSL SERVICE ACCOUNT SETTINGS

The following settings must be entered into your Internet programs in order to use the Service. If you use Microsoft Internet Explorer and Outlook Express, the DSL Settings Configuration Software will enter them automatically. If you use another browser, e-mail program, or Netscape reader, you must enter them yourself.

Note: Entering these settings yourself is time consuming and error-prone. We strongly suggest that you use the DSL Settings Configuration Program, which will enter the settings for you.

TO SET UP AT&T DSL SERVICE ACCESS:

Login ID / Authentication:

User Name:

Password / Authentication:

Key / Secret:

NEED HELP WITH YOUR ORDER?

We're available to assist you. Call 1-866-596-8455

| | |
|--|--|
| Domain Name: | worldnet.att.net |
| EITHER use this... | |
| Domain Name Server: | Use "Server Assigned Name-Server Addresses" or a similar feature. (Preferred) |
| OR use these... if your network software cannot retrieve Domain Name Server settings automatically, use the following values: | |
| Primary Domain Name Server: | 204.127.129.4 |
| Secondary Domain Name Server: | 12.102.244.4 |

TO CONFIGURE MAIL SERVICE:

| | |
|------------------------------|--|
| E-mail / Reply-To Address: | [REDACTED] |
| Incoming (POP3) Mail Server: | ipostoffice.worldnet.att.net |
| POP3 Server Port: | 995 (With secure SSL connections enabled) |
| POP3 User Name: | [REDACTED] |
| POP3 Password: | [REDACTED] |
| Outgoing (SMTP) Mail Server: | imailhost.worldnet.att.net |
| SMTP Server port: | 465 (With secure SSL connections enabled) |
| SMTP User Name: | [REDACTED] |
| SMTP Password: | [REDACTED] |

TO CONFIGURE INTERNET BROWSER:

| | |
|--------------------|---------------------------|
| Default Home Page: | http://www.att.net |
|--------------------|---------------------------|

TO CONFIGURE INTERNET NEWSGROUPS:

| | |
|-------------------------------------|--|
| Netnews / NNTP / Discussion Server: | inetnews.worldnet.att.net |
| Netnews Server port: | 563 (With secure SSL connections enabled) |
| Netnews Access Name: | [REDACTED] |
| Netnews Access Password: | [REDACTED] |

:: DOWNLOAD YOUR CONFIGURATION INFORMATION

The configuration software you are about to download will save information on your computer and configure Microsoft Internet Explorer and Microsoft Outlook Express. It will do the following:

- **Prepare your computer for AT&T DSL Service.** Note: You will only be able to access AT&T DSL Service AFTER you receive the Installation Kit in the mail containing the CD for installing AT&T DSL Service. Order and shipment status will be sent to your AT&T DSL e-mail ID.
- **Set up your computer to allow you to access your AT&T DSL e-mail ID using any Internet connection prior to final installation of AT&T DSL Service.** To access this e-mail ID, you can use Microsoft Outlook Express once you have downloaded and installed the configuration software.

Two options will be presented when you click the DOWNLOAD NOW button. Choose the one that suits your needs:

1. Open the file from the Web. The program will configure the computer

you are using right now.

2. Save the file to your computer, and then run it. You can also copy the file to any other computer you would like to configure for AT&T DSL Service.

 [Download Now](#)