

# EXHIBIT 2

**EXHIBIT A**

**PERSONAL INFORMATION REDACTED FROM THIS PAGE**



**Labs Connectivity & Net Services**

**SIMS**  
**Splitter Cut-In and Test Procedure**

**Issue 2, 01/13/03**

***Author: Mathew F. Casamassima***

**PAGES 11 AND 12  
INTENTIONALLY OMITTED**

# PERSONAL INFORMATION REDACTED FROM THIS PAGE

## SIMS - Splitter Test and Cut-In Procedure

Issue 2, 01/13/03

Mathew F. Casamassima,

### 1. Procedure Overview

A WMS Ticket will be issued by the AT&T Bridgeton Network Operation Center (NOC) to charge time for performing the work described in this procedure document. At some point prior to the splitter cut-in being performed your office will be contacted by the Bridgeton Network Operations Center (NOC) to confirm the WMS Ticket has been received. Bridgeton NOC personnel will again contact OSWF the night of the cut to begin coordination. The work described in the procedure will be supported, on-site, by an IP Field Support Specialist (FSS) from the Day Tech organization.

This procedure covers the steps required to insert optical splitters into select live Common Backbone (CBB) OC3, OC12 and OC48 optical circuits. The splitter insertion will be accomplished by removing existing optical cross-connects and installing new cross-connects all within the CBB LGX complex. The optical splitters will be contained in a standalone cabinet located in the proximity of the CBB LGX complex. The splitters will be pre-cabled by an EF&I vendor to the rear of a dedicated LGX bay (LLGX13) within the CBB LGX complex. A partial installation and test of cross-connects can be done prior to the actual splitter cut-in. This portion of the work can be done outside the CBB maintenance window. An IP FSS member of the Day Tech organization will contact OSWF to schedule the pre-cut portion of the work. Section 2 of this document will describe the pre-cut installation of cross-connects and the pre-cut testing of the new circuit path. The actual cut-in of the splitter will be done during the CBB maintenance window and will be closely coordinated with the Bridge NOC and will be supported, on-site, by an IP FSS member of the Day Tech organization. The actual splitter cut-in is described in Section 3 of this document.

The number of cross-connects required and the final path the circuit will take is dependant on the location of the affected LGX bays within the multiple line-ups of the CBB LGX complex. This procedure will describe all possible splitter cut-in circuit paths. The procedure will also describe the procedures for testing each possible circuit path.

#### **1.1. How to Use this Procedure**

This procedure document is quite long. It is not necessary to read this whole document to do the work. There are 4 possible LGX arrange that may encounter. By reading section 1.2 below, determine which LGX arrangement applies to the circuit you are working. Then, after reading the introductory paragraphs in Sections 2 and 3, go directly to the subsections within Sections 2 and 3 associated with the LGX arrangement you are dealing with.

#### **1.2. LGX Definition and LGX-Arrangement:**

**LGX Definition:** There are multiple LGX bays affected by this procedure. Within the CBB LGX complex LGX bays follow a specific naming convention (LLGX 1, LLGX2, LLGX3, LLGX4, ...). This naming convention is uniform across sites. Since this document is designed to cover all sites, this uniform naming convention will be used here. Site-specific engineering will use the LGX FIC code rather than the naming. Prior to the start of the work described here the local IP FSS will label the LGX bays with the naming as presented in this document. The following are generic definitions for the LGX bays affected by this procedure:

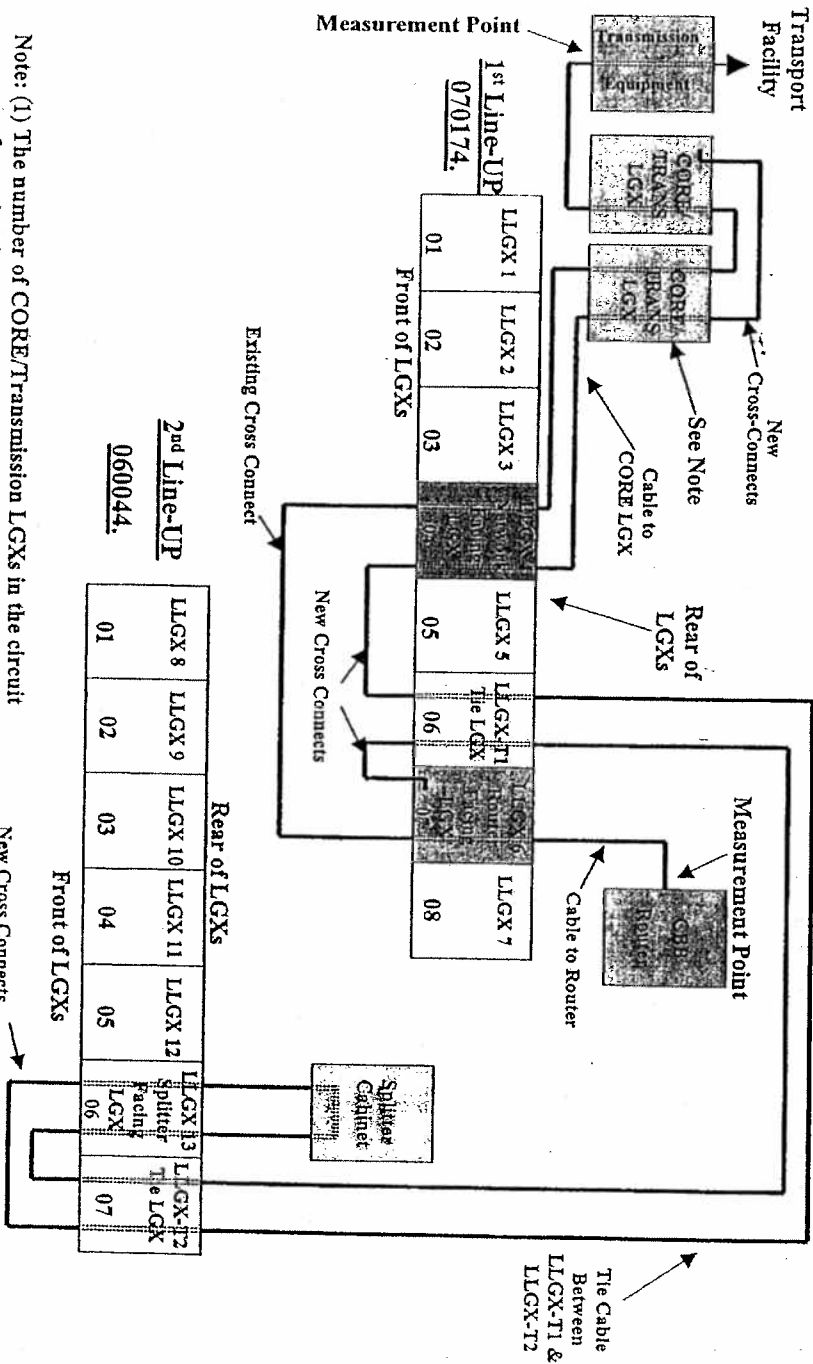
**PAGES 14 THROUGH 52  
INTENTIONALLY OMITTED**

**EXHIBIT B**

**PAGES 55 THROUGH 59  
INTENTIONALLY OMITTED**



**Figure 5 - Arrangement 3 - Circuit Connectivity - Cut Night Measurements**  
**Network Facing & Router Facing LGX in 1st Line-Up / Splitter Facing LGX in 2nd Line-Up**  
**Overhead View of Bays (Applies to Circuits AGECC 671212, AGECC 622360, AGECC 622352, IVEC.517519, IVEC.578278, IVEC.502963, IVEC.547506, IVEC.509396, IVEC.597263, IVEC.502961, IVEC.502960 & IVEC.502947)**



Note: (1) The number of CORE/Transmission LGXs in the circuit may vary from circuit to circuit. (2) This arrangement also applies to circuit AGECC.242541 except the Router facing LGX is LLGX 5.

**PAGES 61 THROUGH 73  
INTENTIONALLY OMITTED**

Priority	Passing Link	Ckt Type	ID	AS Number	Circuit Comments	Router	Port	Circuit Engineering Change Order Issue Date	Circuit Engineering Complete Date	Circuit Engineering Complete Date Actual	Splitter Pre-Test Date	Splitter In-Circuit Date	Splitter Active Date	Comments
1	Condon	OC-3	AGEC 822352	4544		sfca01ck	POS 1/3	1/22/2003	1/31/2003	1/22/2003	2/4/2003	2/6/2003		
2	Vera	OC-12	IWEC 517819	2914		sfca01ck	POS 3/1	1/23/2003	1/31/2003	1/23/2003	2/1/2003	2/6/2003		
3	XO	OC-12	IWEC 517819	2828		sfca01ck	POS 3/2	1/23/2003	1/31/2003	1/23/2003	2/1/2003	2/6/2003		
4	Grubly	OC-12	IWEC 502563	1		sfca01ck	POS 3/3	1/23/2003	1/31/2003	1/23/2003	2/1/2003	2/6/2003		
5	Qwest	OC-12	IWEC 547508	209		sfca01ck	POS 5/2	1/30/2003	2/7/2003	1/23/2003	2/1/2003	2/13/2003		
6	PALX	OC-12	IWEC 509386	nao		sfca01ck	POS 8/1	1/30/2003	2/7/2003	1/23/2003	2/1/2003	2/13/2003		
7	Allegiance	OC-12	IWEC 592763	2548		sfca01ck	POS 8/3	1/30/2003	2/7/2003	1/24/2003	2/11/2003	2/13/2003		
8	Abornet	OC-12	IWEC 502983	6461		sfca01ck	POS 9/2	1/30/2003	2/7/2003	1/24/2003	2/11/2003	2/13/2003		
9	Global Crossing	OC-12	IWEC 502560	3549		sfca01ck	POS 9/3	1/30/2003	2/7/2003	1/24/2003	2/11/2003	2/13/2003		
10	GAM	OC-48	IWEC 502547	3581		sfca01ck	POS 2/0		2/14/2003		2/18/2003	2/20/2003		
11	UNNET	OC-48	IWEC 509433	701		sfca02ck4	POS 2/0		2/14/2003		2/18/2003	2/20/2003		
12	sws3	OC-48	IWEC 509433	3358		sfca02ck4	POS 3/0		2/14/2003		2/18/2003	2/20/2003		
13	SPRM	OC-48	IWEC 509433	1239		sfca02ck4	POS 1/0		2/14/2003		2/18/2003	2/20/2003		
14	Tels	OC-3	AGEC 817212	1259		sfca01ck	POS 0/1		2/1/2003		2/29/2003	2/27/2003		
15	PSINel	OC-3	AGEC 822390	174		sfca01ck	POS 0/2		2/1/2003		2/29/2003	2/27/2003		
16	Man Vact	OC-3	AGEC 242541	nao		sfca82ck	POS 2/5		2/21/2003		2/26/2003	2/27/2003		

**EXHIBIT C**

**PERSONAL INFORMATION REDACTED FROM THIS PAGE**



**Labs Connectivity & Net Services**

**Study Group 3**  
**LGX/Splitter Wiring**  
**San Francisco**

**Issue 1, 12/10/02**

***Author: Mathew F. Casamassima***

KLEIN C-1

**PAGE 78**

**INTENTIONALLY OMITTED**

**PERSONAL INFORMATION REDACTED FROM THIS PAGE**

**Study Group 3 LGX/Splitter Wiring, San Francisco**  
**Issue 1, 12/10/02**

**Mathew F. Casamassima,**

**Cabinet Naming:**

<b>Equipment</b>	<b>Name</b>
Splitter Cabinet	SPC
LGX Cabinet	LXC
Meta Data Cabinet	MDC
Network Management Cabinet	NMC
Data Filter Cabinet	DFC
Juniper M40E Router Cabinet	JC
Sun V880 Cabinet	S8C
Sun 3800 Cabinet	S3C
Sun StoreEdge Cabinet	SSC
ADC Chassis For LGX	lxp
ADC Chassis For Splitter	spp
ADC Splitter Module	sp1
ADC Bulkhead Module (LGX)	bk
Juniper M160	jp
Juniper M40e	j4
Narus STA 6400	nr
Sun Fire V880/Narus Logic Server	s8
Sun Fire 3800	s3
Sun StorEdge T3	st
Sun StorEdge FC switch	sf
Cisco Catalyst 2924M-XL	cz
BayTech DS9	b9
BayTech RPC22	bv
Brocade SilkWorm 2800 Switch	bz
Lucent LGX	LLGX

AT&T Proprietary

KLEIN C-3

**PAGES 80 THROUGH 120  
INTENTIONALLY OMITTED**



**PERSONAL INFORMATION REDACTED FROM THIS PAGE**

**Study Group 3 LGX/Splitter Wiring, San Francisco**  
**Issue 1, 12/10/02**

**Mathew F. Casamassima,**

**011xp SG3 LGX Panel to Splitter Cabinet Connectivity**

<b>011xp SG3 LGX Panel Port (In SG3 Room)</b>	<b>Splitter Cabinet Destination</b>	<b>SG3 LGX Designation Card Text</b>	<b>Splitter End Fiber Label Text</b>
1	01spp/Slot 3/port 14	RR 070177.04 01spp/Slot 3/port 14	FROM: 060903.01 011xp/JK 1 TO: 01spp/Slot 3/port 14
2	01spp/Slot 3/port 13	RR 070177.04 01spp/Slot 3/port 13	FROM: 060903.01 011xp/JK 2 TO: 01spp/Slot 3/port 13
3	01spp/Slot 3/port 16	RR 070177.04 01spp/Slot 3/port 16	FROM: 060903.01 011xp/JK 3 TO: 01spp/Slot 3/port 16
4	01spp/Slot 3/port 15	RR 070177.04 01spp/Slot 3/port 15	FROM: 060903.01 011xp/JK 4 TO: 01spp/Slot 3/port 15
5	01spp/Slot 3/port 18	RR 070177.04 01spp/Slot 3/port 18	FROM: 060903.01 011xp/JK 5 TO: 01spp/Slot 3/port 18
6	01spp/Slot 3/port 17	RR 070177.04 01spp/Slot 3/port 17	FROM: 060903.01 011xp/JK 6 TO: 01spp/Slot 3/port 17
7	01spp/Slot 4/port 20	RR 070177.04 01spp/Slot 4/port 20	FROM: 060903.01 011xp/JK 7 TO: 01spp/Slot 3/port 20
8	01spp/Slot 4/port 19	RR 070177.04 01spp/Slot 4/port 19	FROM: 060903.01 011xp/JK 8 TO: 01spp/Slot 3/port 19
9	01spp/Slot 4/port 22	RR 070177.04 01spp/Slot 4/port 22	FROM: 060903.01 011xp/JK 9 TO: 01spp/Slot 3/port 22
10	01spp/Slot 4/port 21	RR 070177.04 01spp/Slot 4/port 21	FROM: 060903.01 011xp/JK 10 TO: 01spp/Slot 3/port 21
11	01spp/Slot 4/port 24	RR 070177.04 01spp/Slot 4/port 24	FROM: 060903.01 011xp/JK 11 TO: 01spp/Slot 3/port 24
12	01spp/Slot 4/port 23	RR 070177.04 01spp/Slot 4/port 23	FROM: 060903.01 011xp/JK 12 TO: 01spp/Slot 3/port 23
13	01spp/Slot 5/port B2	RR 070177.04 01spp/Slot 5/port B2	FROM: 060903.01 011xp/JK 13 TO: 01spp/Slot 5/port B2
14	01spp/Slot 5/port A2	RR 070177.04 01spp/Slot 5/port A2	FROM: 060903.01 011xp/JK 14 TO: 01spp/Slot 5/port A2
15	01spp/Slot 6/port B2	RR 070177.04 01spp/Slot 6/port B2	FROM: 060903.01 011xp/JK 15 TO: 01spp/Slot 6/port B2
16	01spp/Slot 6/port A2	RR 070177.04 01spp/Slot 6/port A2	FROM: 060903.01 011xp/JK 16 TO: 01spp/Slot 6/port A2

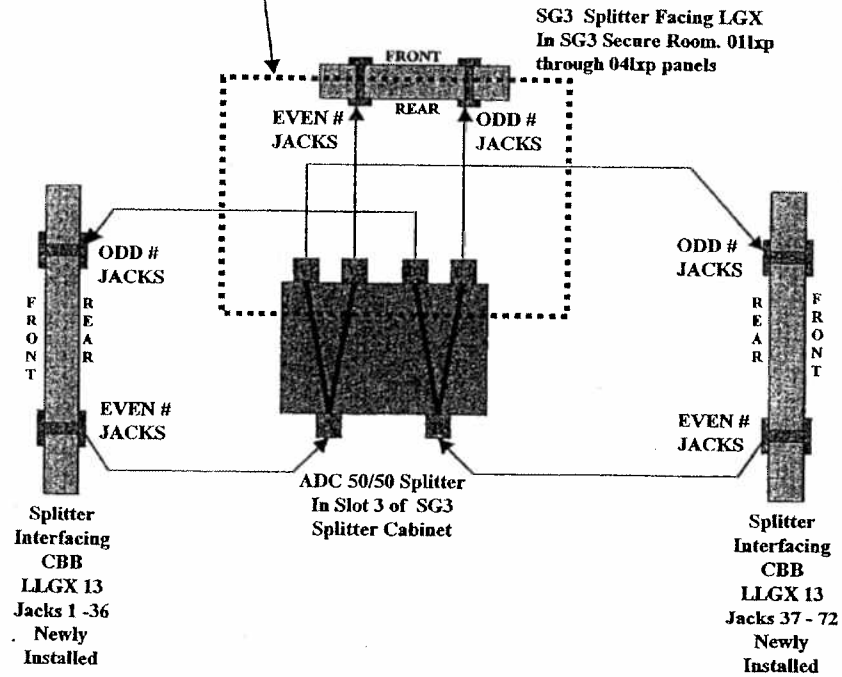
AT&T Proprietary

Study Group 3 LGX/Splitter Wiring, San Francisco  
Issue 1, 12/10/02

Mathew F. Casamassima,

Splitter to SG3 LGX Connectivity

The Tables in this section give the splitter to SG3 LGX connectivity as shown within the bounds of this box.



**PAGES 123 THROUGH 134  
INTENTIONALLY OMITTED**

1  
2  
3  
4  
5  
6  
7  
8  
9  
10  
11  
12  
13  
14  
15  
16  
17  
18  
19  
20  
21  
22  
23  
24  
25  
26  
27  
28


DECLARATION OF SERVICE BY HAND-DELIVERY

I, the undersigned, declare:

1. That declarant is and was, at all times herein mentioned, a resident of the United States and employed in the City and County of San Francisco, over the age of 18 years, and not a party to or interested party in the within action; that declarant's business address is 100 Pine Street, Suite 2600, San Francisco, California 94111.

2. That on April 5, 2006, declarant served by Hand-Delivery the DECLARATION OF MARK KLEIN IN SUPPORT OF PLAINTIFFS' MOTION FOR PRELIMINARY INJUNCTION – FILED UNDER SEAL PURSUANT TO CIVIL LOCAL RULE 79-5 to the parties listed on the attached Service List.

I declare under penalty of perjury that the foregoing is true and correct. Executed this 5th day of April, 2006, at San Francisco, California.

  
MARZENA PONTATOWSKA

AT&T PRIVACY

Service List - 4/5/2006 (06-0010)

Page 1

**Counsel For Defendant(s)**

Bruce A. Ericson

Pillsbury Winthrop Shaw Pittman LLP  
50 Fremont Street  
San Francisco, CA 94105-2228  
415/983-1000  
415/983-1200(Fax)

**Counsel For Plaintiff(s)**

Cindy Cohn  
Lee Tien  
Kurt Opsahl  
Electronic Frontier Foundation  
454 Shotwell Street  
San Francisco, CA 94110  
415/436-9333  
415/436-9993(Fax)

Richard R. Wiebe  
Law Office of Richard D. Wiebe  
425 California Street, Suite 2025  
San Francisco, CA 94104  
415/433-3200  
415/433-6382(Fax)

Reed R. Kathrein  
Jeff D. Friedman  
Shana E. Scarlett  
Lerach Coughlin Stoia Geller Rudman &  
Robbins LLP  
100 Pine Street, Suite 2600  
San Francisco, CA 94111-5238  
415/288-4545  
415/288-4534(Fax)