

EXHIBIT 70

Message

From: CN=Pete Surette/O=TomorrowNow
Sent: 4/21/2006 5:21:14 PM
To: CN=Mark Kreutz/O=TomorrowNow
CC: CN=Laura Sweetman/O=TomorrowNow; CN=Keith Shankle/O=TomorrowNow
Subject: OneWorld Download Change Assistant Client.doc
Attachments: OneWorld Download Change Assistant Client.doc

I've combined the Change Assistant and One World Download document. Let me know if you have any comments on it.

Thanks,

Pete Surette
Senior Support Engineer
TomorrowNow Inc.
Tel: (303) 410-7165
Cell: (979) 571-0543
pete_surette@tomorrownow.com



OneWorld
Download Chan...

Exhibit No.: 1459
Deponent: SURETTE
Date/RPR: 6/19/09 SB
Hunter + Geist, Inc.



**OneWorld Download
Customer Connection**

I) Signing on to Customer Connection 1

II) Change Assistant Overview 2

III) News and Links 12

IV) White Papers..... 13

 1) Suggested White Paper Searches..... 14

V) Minimum Technical Requirements 15

VI) Tax and Regulatory Updates 15

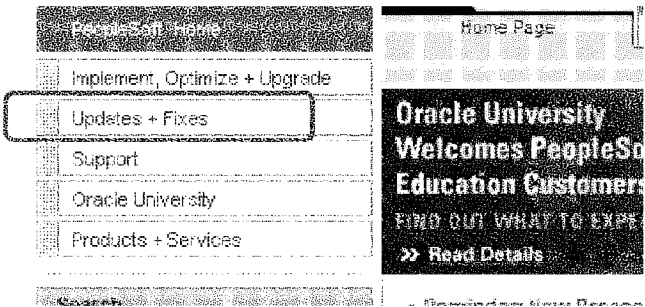
VII) EnterpriseOne Year End Updates 15

VIII) PeopleBook Documentation 15


IX) New Download Process for Electronic Delivery of Software Products..... 15

I) Signing on to Customer Connection

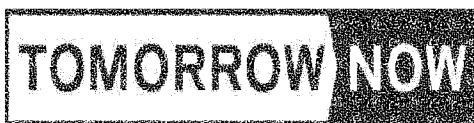
- 1) Sign on to the Customer Connection web site.
- 2) Select "Updates + Fixes" on the left portion of the screen.



- 3) Select "EnterpriseOne + World Update Center."



- 4) You will be at the Home page the first time you access the update center where Change Assistant can be downloaded.

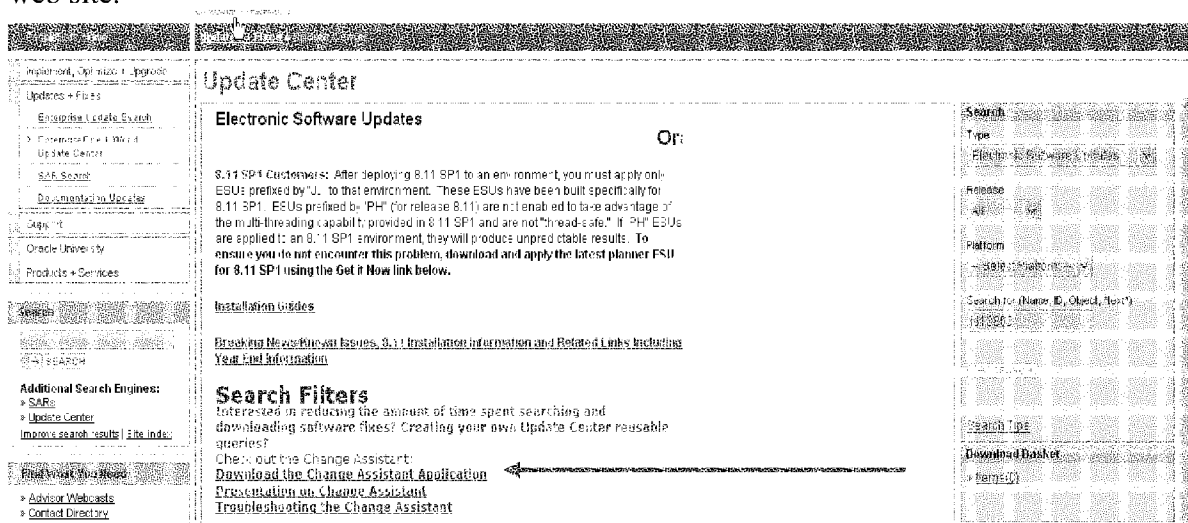


OneWorld Download Customer Connection

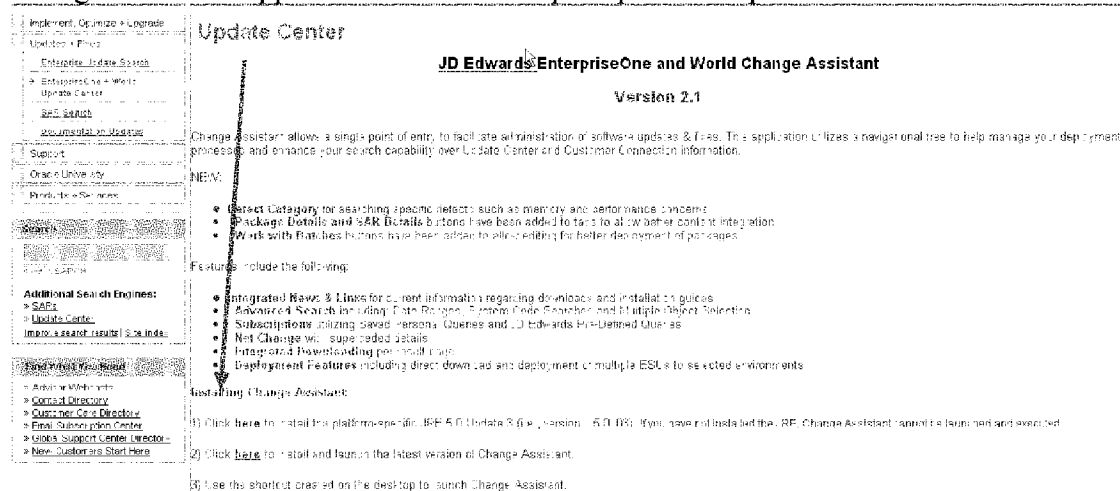
II) Change Assistant Overview

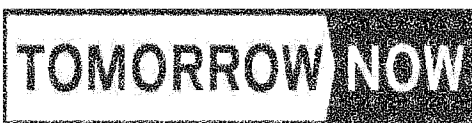
During the process of building OneWorld and World “fix” libraries we can make use of the Change Assistant utility created by Oracle for the purpose of downloading ESUs, Service Packs or Tools fixes, as well as the other software “fixes” available on the Oracle Update Center web site.

The Change Assistant application is available for download on the Oracle Customer Connect web site. The download is located on the opening page of the Update Center web site.



Hitting the above link will take you to the below page where you must first download the platform-specific Java JRE 5.0 Update 3 from Sun, then in step 2 you download the Change Assistant Application. Follow the prompts to complete the installation.





OneWorld Download Customer Connection

Once downloaded, Change Assistant will prompt you to enter your Oracle user ID and Password along with email address (Required) This is the same sign on for the Oracle Customer Connect web site as this application will actually log into Oracle to complete the process. You must have a valid working Oracle web site sign on to use the Change Assistant application.

Agree to the license agreement and click Finish