

EXHIBIT I

Volume 5

Device 1


TL = 0xF00

CONFIGURATION #1 .. #4

INTERFACE #1

PAYLOAD

Device 4



Device 4

TL = 0x12

CONFIGURATION #1

INTERFACE #1

Device 4

TL = 0x12

CONFIGURATION #1

INTERFACE #1

Device 2

TL = 0x16

INTERFACE #1

CONFIGURATION #1

04 21 B4 2F

Device 4

TL = 0x12	CONFIGURATION #1	INTERFACE #1
04 21 B4 2F		

Device 4

TL = 0x12

CONFIGURATION #1

INTERFACE #1

TL = 0x2FB4

CONFIGURATION #2

C++ Objects

VTABLE POINTER

INTERFACE OBJECT #N

C++

VTABLE POINTER

INTERFACE OBJECT #N+1

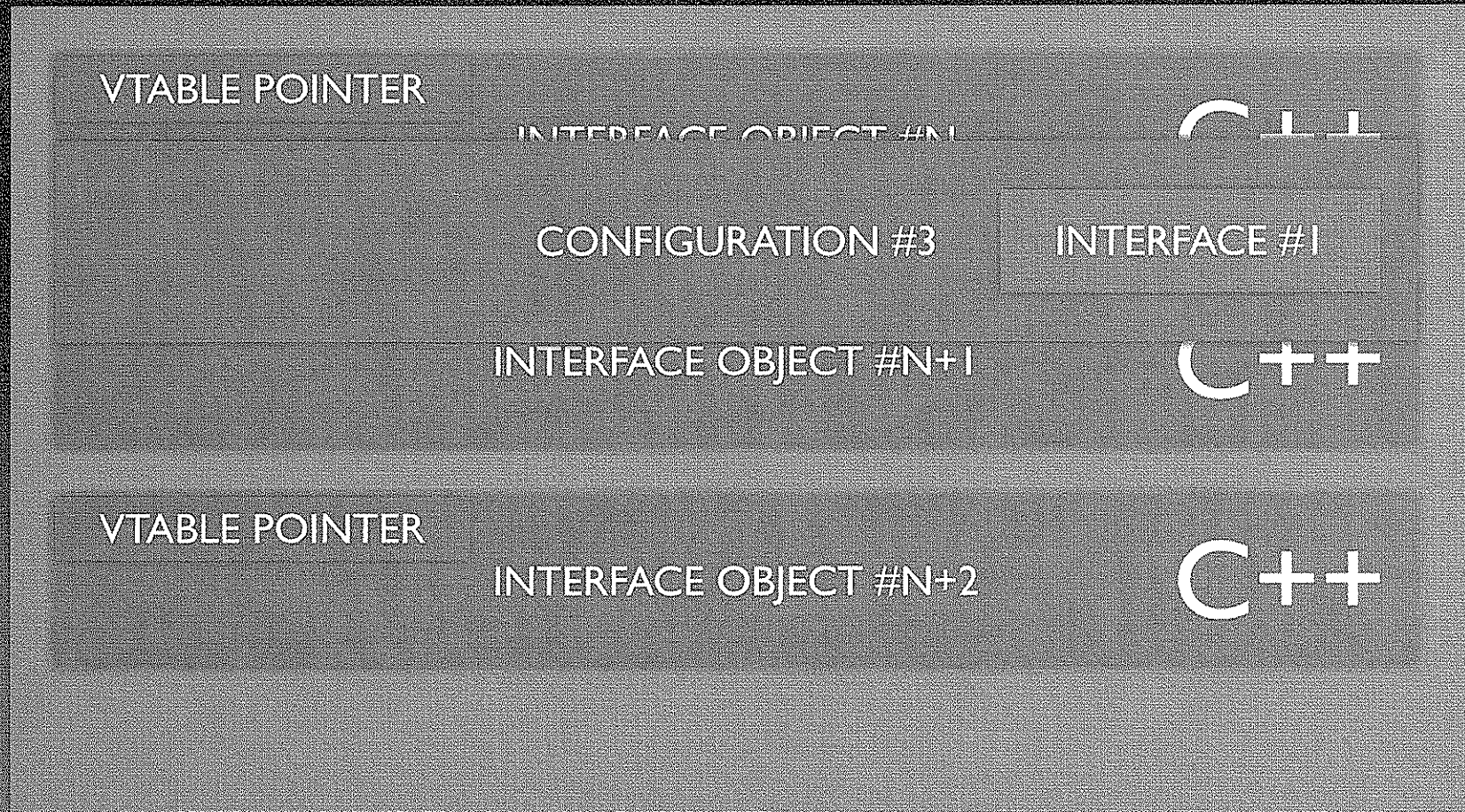
C++

VTABLE POINTER

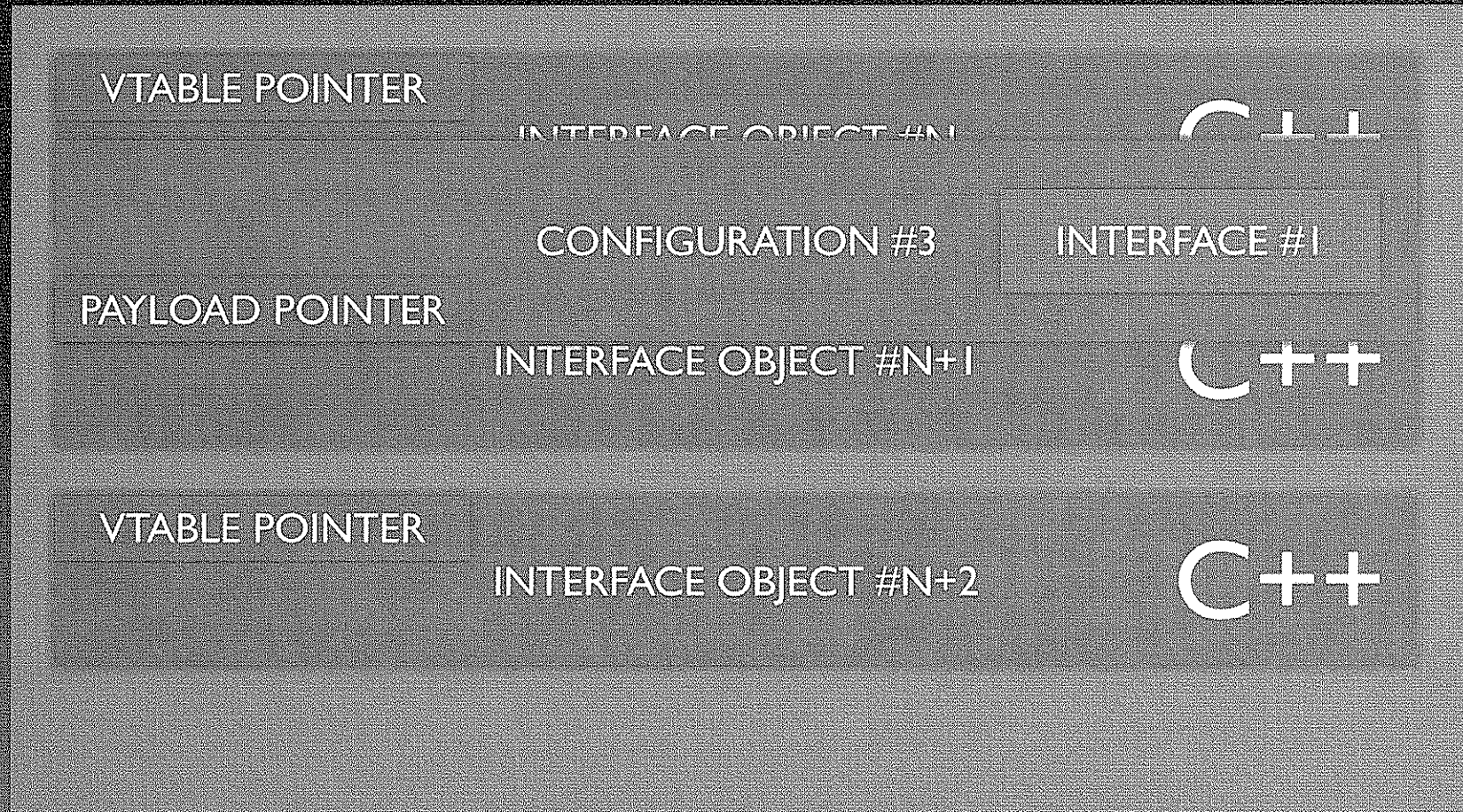
INTERFACE OBJECT #N+2

C++

C++ Objects



C++ Objects



Device 3

CONFIGURATION #1 .. #2

INTERFACE #1

INTERFACE #2

INTERFACE #3

INTERFACE #4

INTERFACE #5

INTERFACE #6

INTERFACE #7

INTERFACE #8

INTERFACE #9

INTERFACE #10

INTERFACE #11

.....

