

Exhibit 1



US006058304A

[54] DATA ENTRY SYSTEM

[75] Inventors: **Francis John Callaghan; Paul Marshall Doran**, both of St. Helier; **Gary Douglas Robb**, St. Brelades, all of United Kingdom

[73] Assignee: **Dataquill Limited**, Tortola, Virgin Islands (Br.)

[21] Appl. No.: **08/619,682**

[22] PCT Filed: **Sep. 27, 1994**

[86] PCT No.: **PCT/GB94/02101**

§ 371 Date: **May 23, 1996**

§ 102(e) Date: **May 23, 1996**

[87] PCT Pub. No.: **WO95/10818**

PCT Pub. Date: **Apr. 20, 1995**

[30] Foreign Application Priority Data

Oct. 13, 1993 [GB] United Kingdom 9321133

[51] Int. Cl.⁷ **H04Q 7/20**

[52] U.S. Cl. **455/422**; 455/556; 235/375; 235/462.46; 235/472.02; 235/380

[58] Field of Search 455/422, 403, 455/406–408, 556; 379/93.16, 93.17, 93.12, 93.25, 100.02, 100.12; 235/375, 381, 376, 385, 462, 383, 422, 462.46, 462.45, 472.01, 472.02, 462.13, 380

[56] References Cited

U.S. PATENT DOCUMENTS

4,279,021	7/1981	See et al.	364/709.01
4,415,065	11/1993	Sandstedt	186/39
4,725,977	2/1988	Isumi et al.	364/900
4,845,658	7/1989	Gifford	364/900
4,850,009	7/1989	Zook et al.	235/375
4,857,713	8/1989	Brown	235/375
4,916,441	4/1990	Gombrich	340/712
5,023,438	6/1991	Wakatsuki et al.	235/472

(List continued on next page.)

FOREIGN PATENT DOCUMENTS

0064571 A3	11/1983	European Pat. Off. .
0536481 A2	4/1993	European Pat. Off. .
D. 3814728		
A1	11/1989	Germany .
D. 4709482		
A1	9/1992	Germany .
2183071	5/1987	United Kingdom .
2202664	9/1988	United Kingdom .
2229562	9/1990	United Kingdom .
WO 8707106		
A1	11/1987	WIPO .
WO 8904016		
A1	5/1989	WIPO .
WO99100574		
A1	1/1991	WIPO .

OTHER PUBLICATIONS

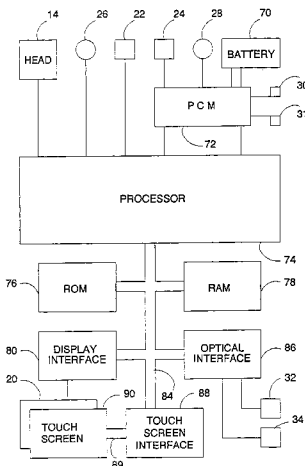
Telxon Corporation, “Portable Data Collection and Data Entry Systems,” McGraw-Hill Incorporated, Mar. 1989, pp. 5.

Primary Examiner—Dwayne D. Bost
Assistant Examiner—Tracy M. Legree
Attorney, Agent, or Firm—Sharp, Comfort & Merrett, P.C.

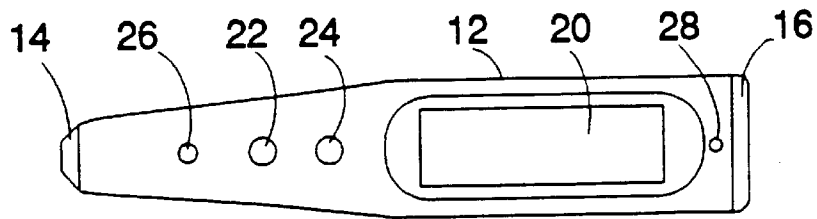
[57] ABSTRACT

A data entry system includes a hand held data entry unit having a reading sensor for sensing commands and/or data, rewritable storage for storing information relating to selectable items, a controller (a microprocessor or other processing circuitry) and a display screen for displaying a user readable representation of the commands and/or stored information for a selected item, and a telecommunication interface for the telephonic transmission of information relating to a selected item or items from the storage to a remote processing center and for the telephonic information relating to selectable items from the remote processing center to the storage. Preferably a telecommunications interface is provided in the hand held unit for cellular or other wireless telephony systems. The hand held unit can be configured to combine the data entry functions with those of audio telephony.

63 Claims, 11 Drawing Sheets

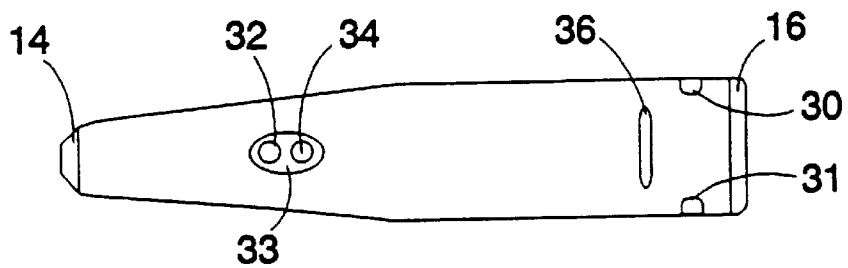


U.S. PATENT DOCUMENTS							
5,227,614	7/1993	Danielson et al.	235/380	5,410,141	4/1995	Koenck et al.	235/472.01
5,324,922	6/1994	Roberts	235/375	5,424,524	6/1995	Ruppert et al.	235/383
5,334,824	8/1994	Martinez	235/380	5,541,398	7/1996	Hanson	235/375
5,371,348	12/1994	Kumar et al.	235/462	5,729,591	3/1998	Bailey	455/406
				5,754,655	5/1998	Hughes et al.	235/380



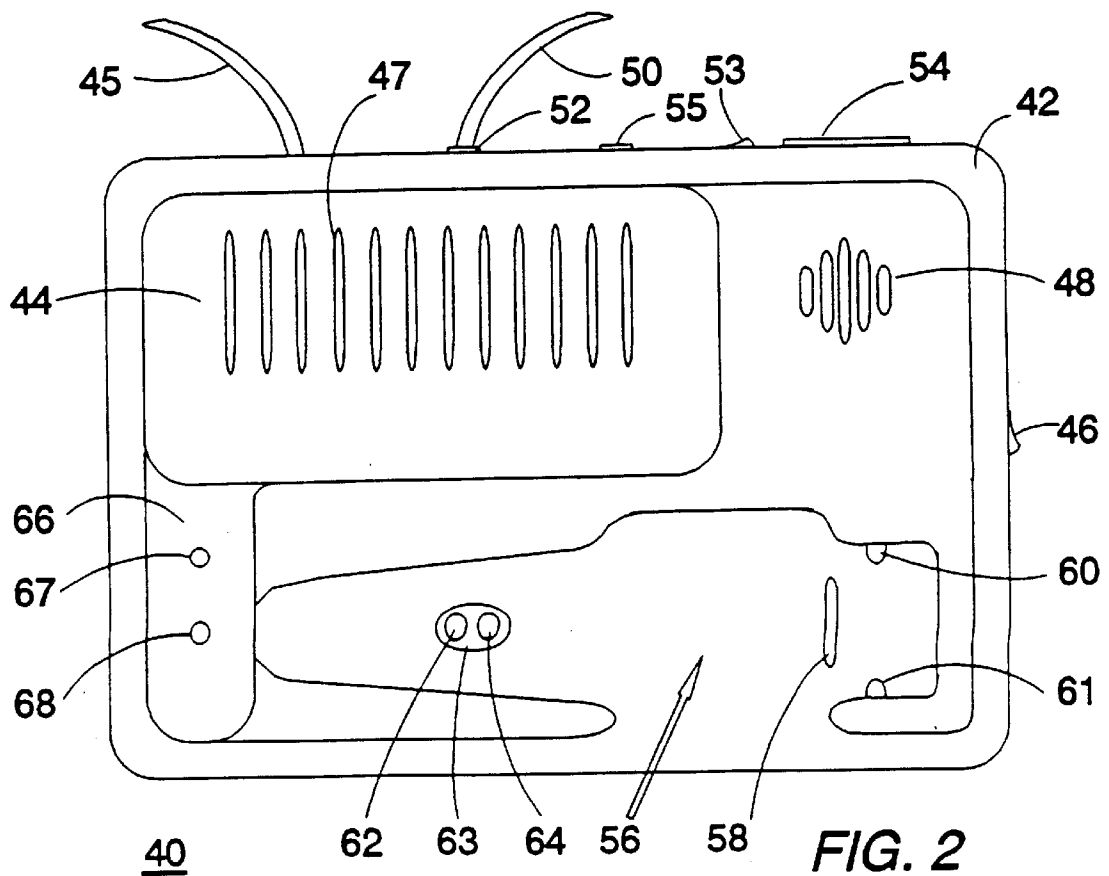
10

FIG. 1A



10

FIG. 1B



40

FIG. 2

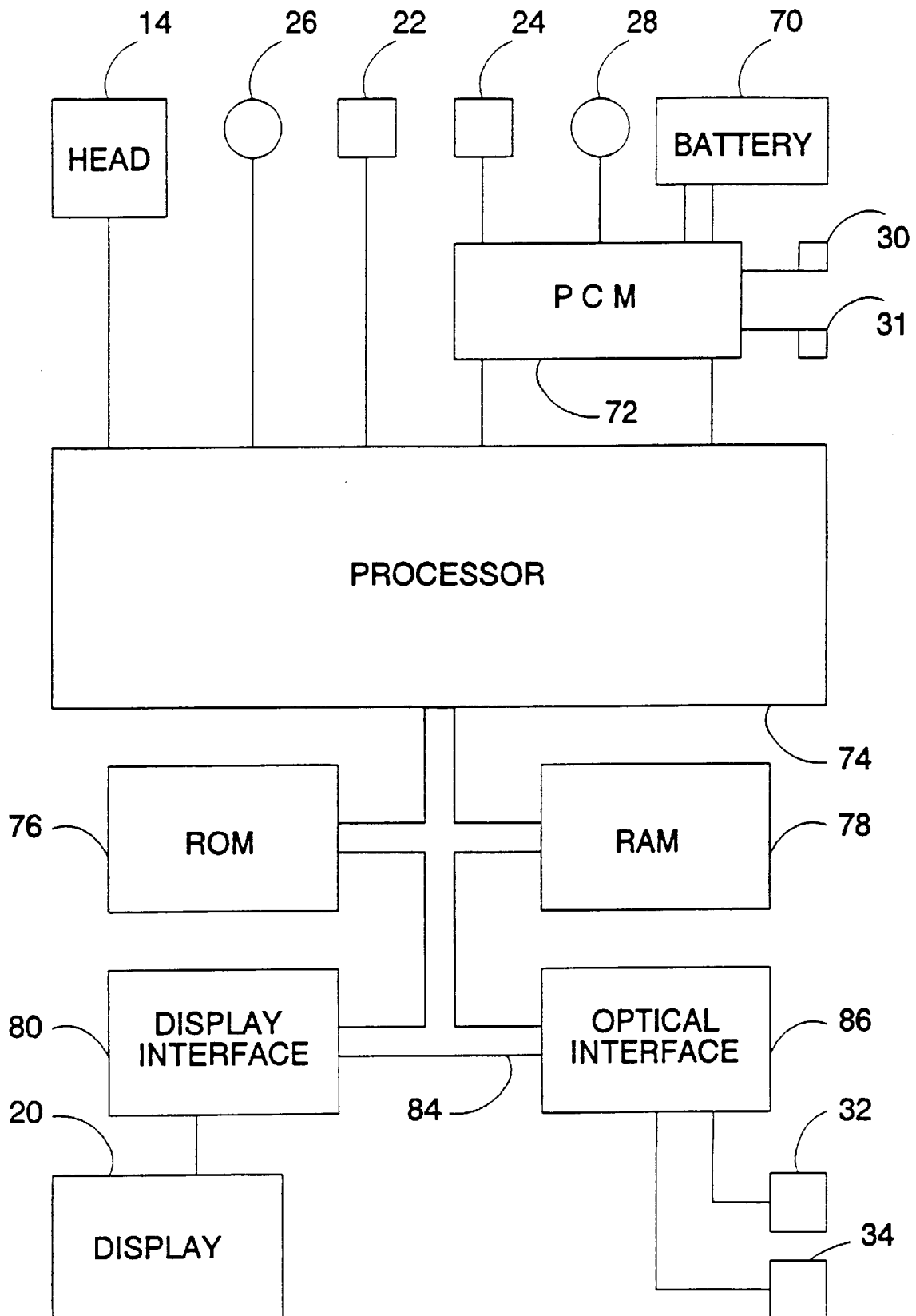


FIG. 3

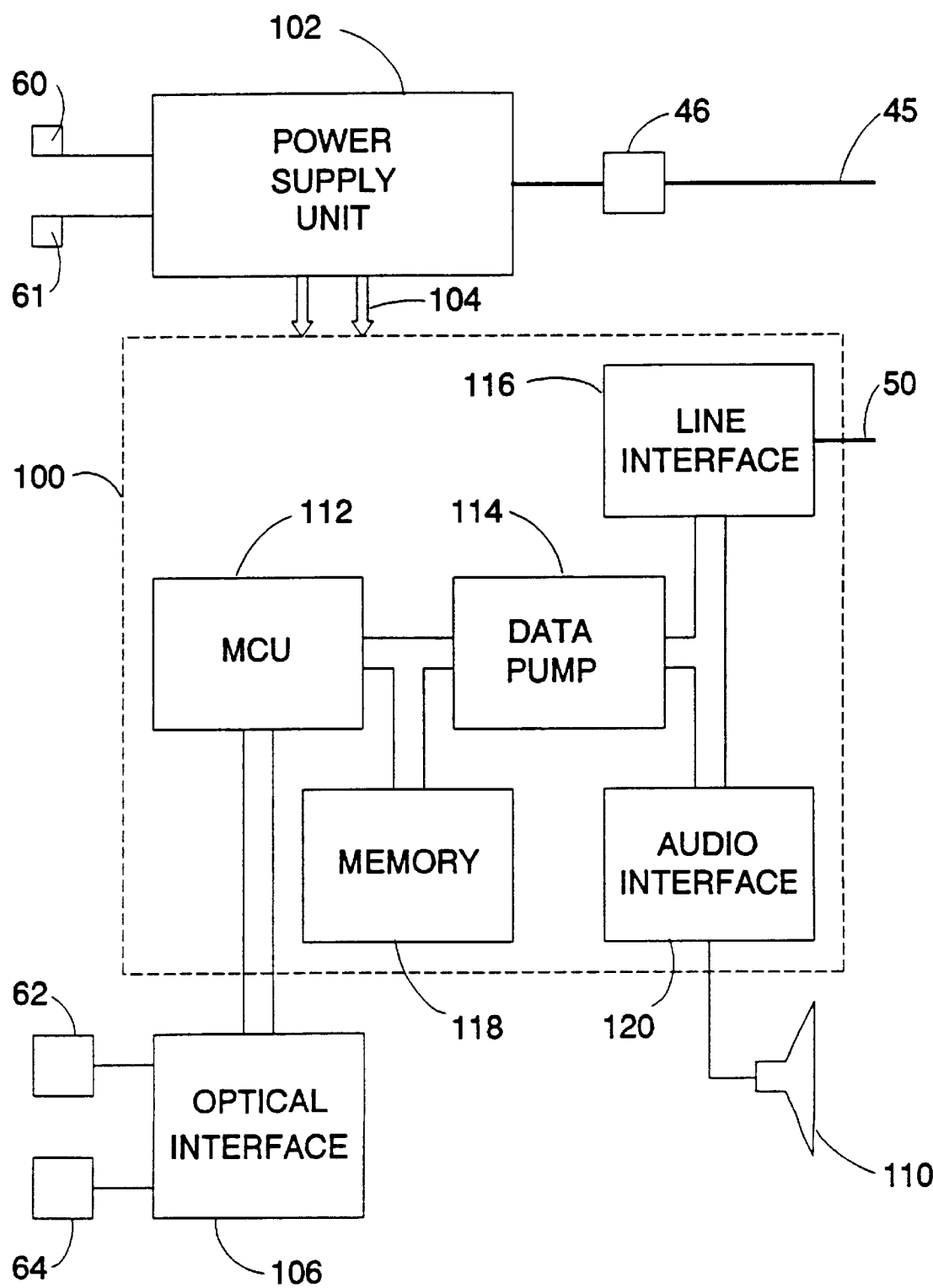


FIG. 4

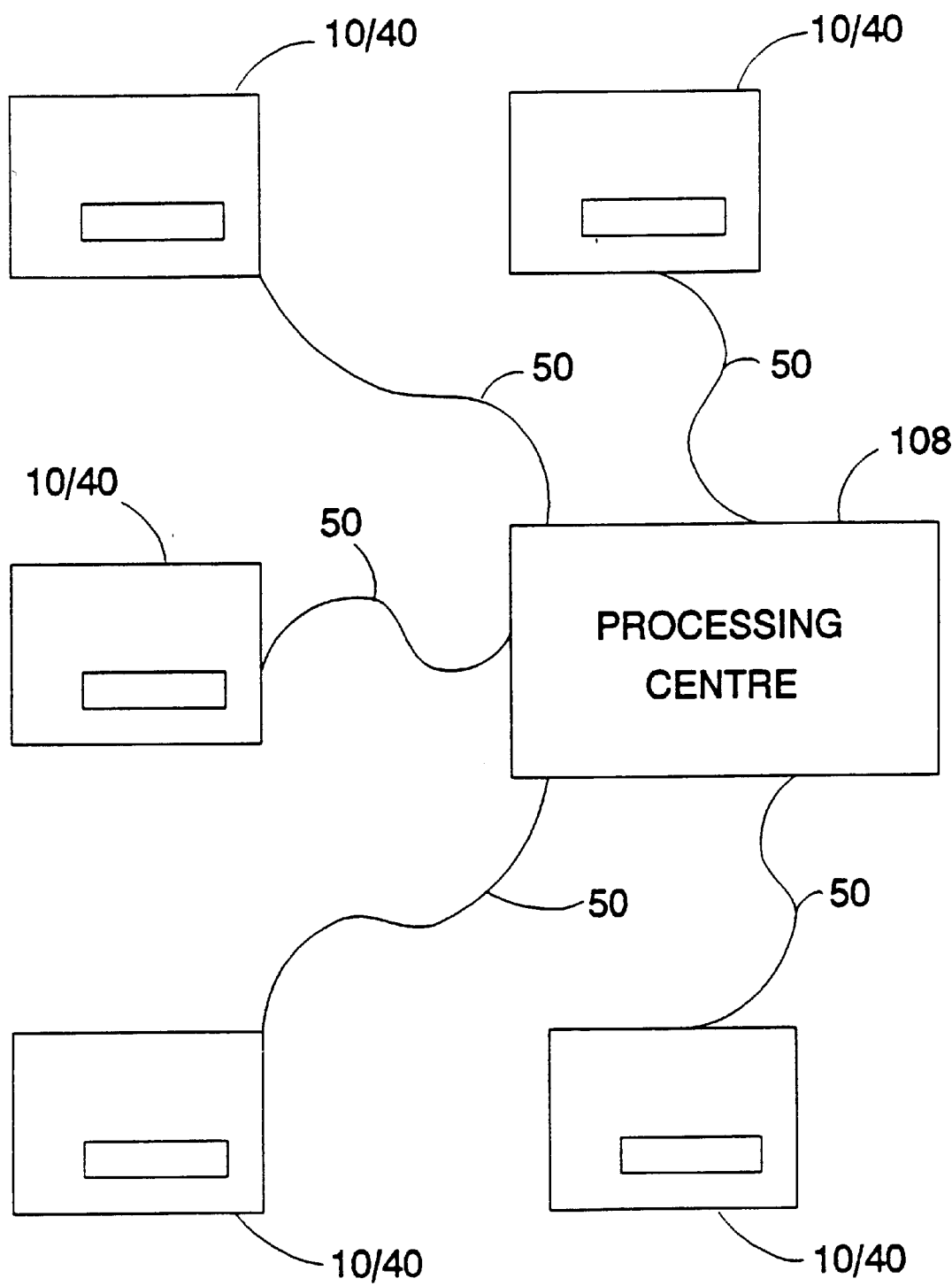


FIG. 5


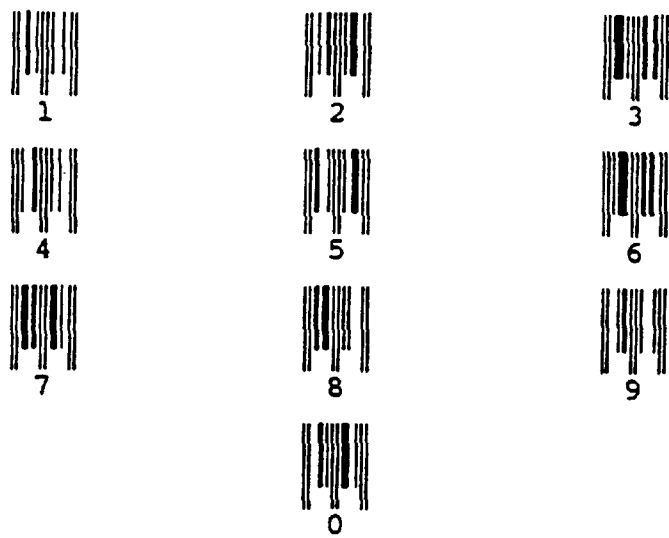


FIG. 6

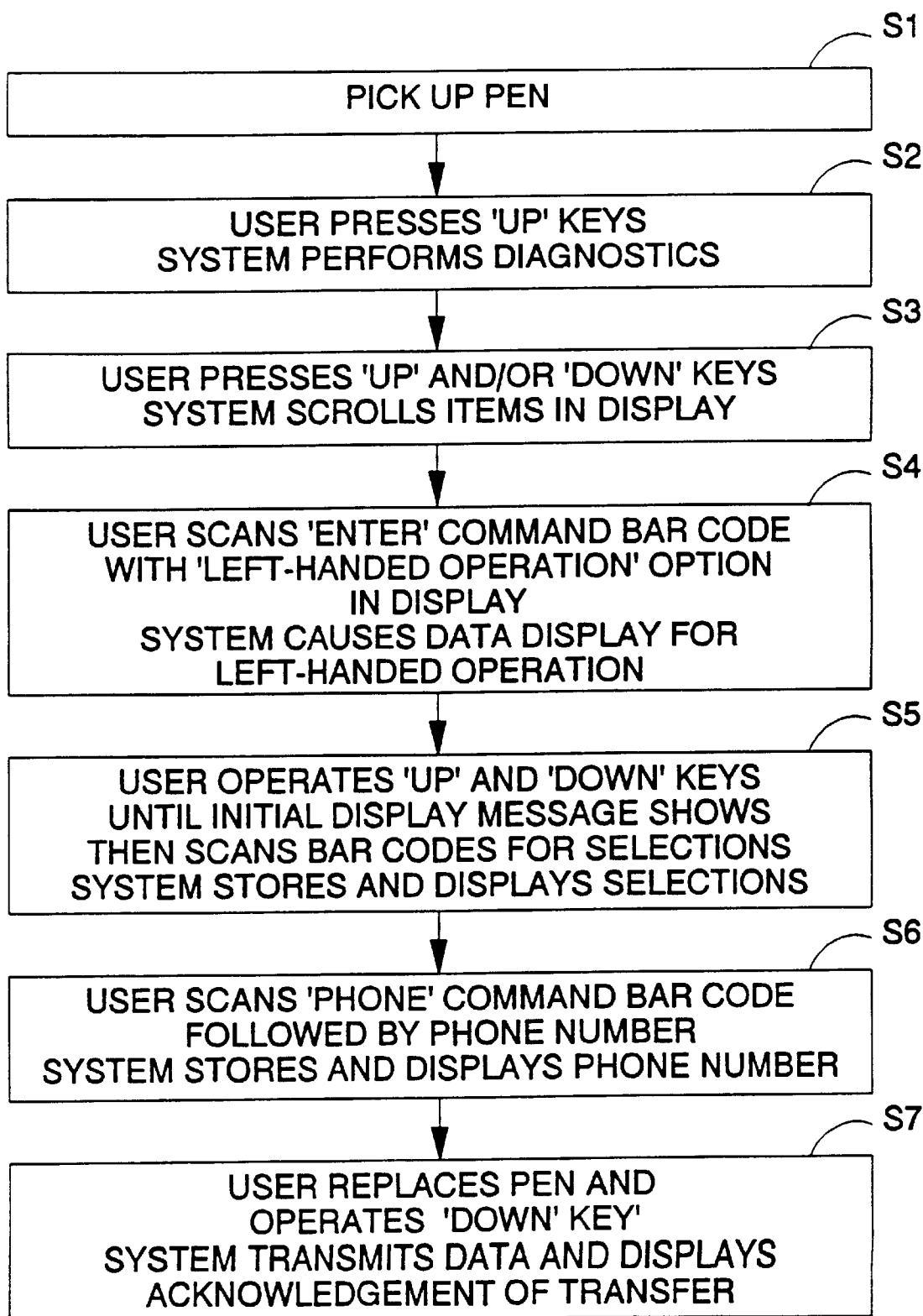


FIG. 7

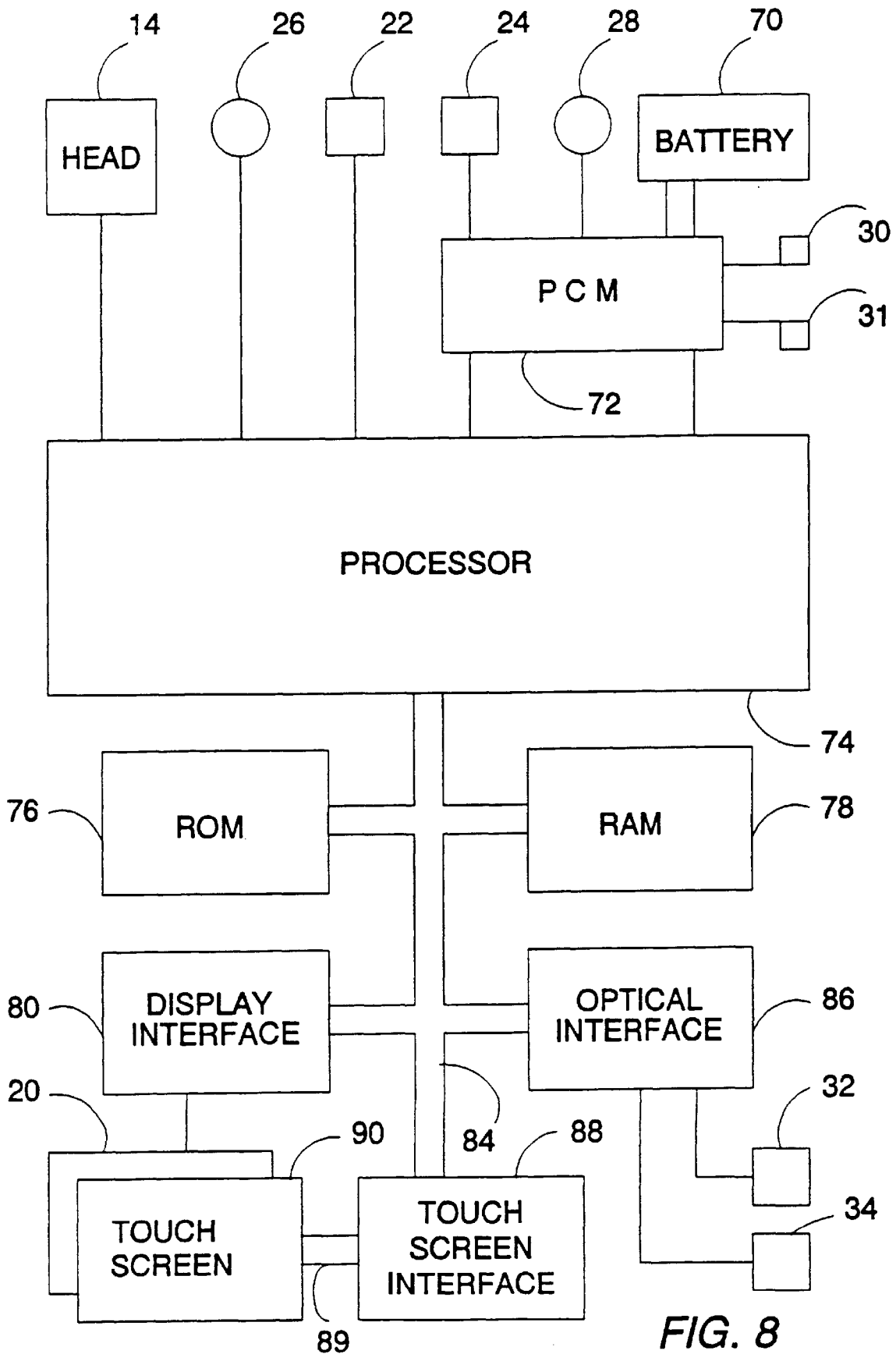


FIG. 8

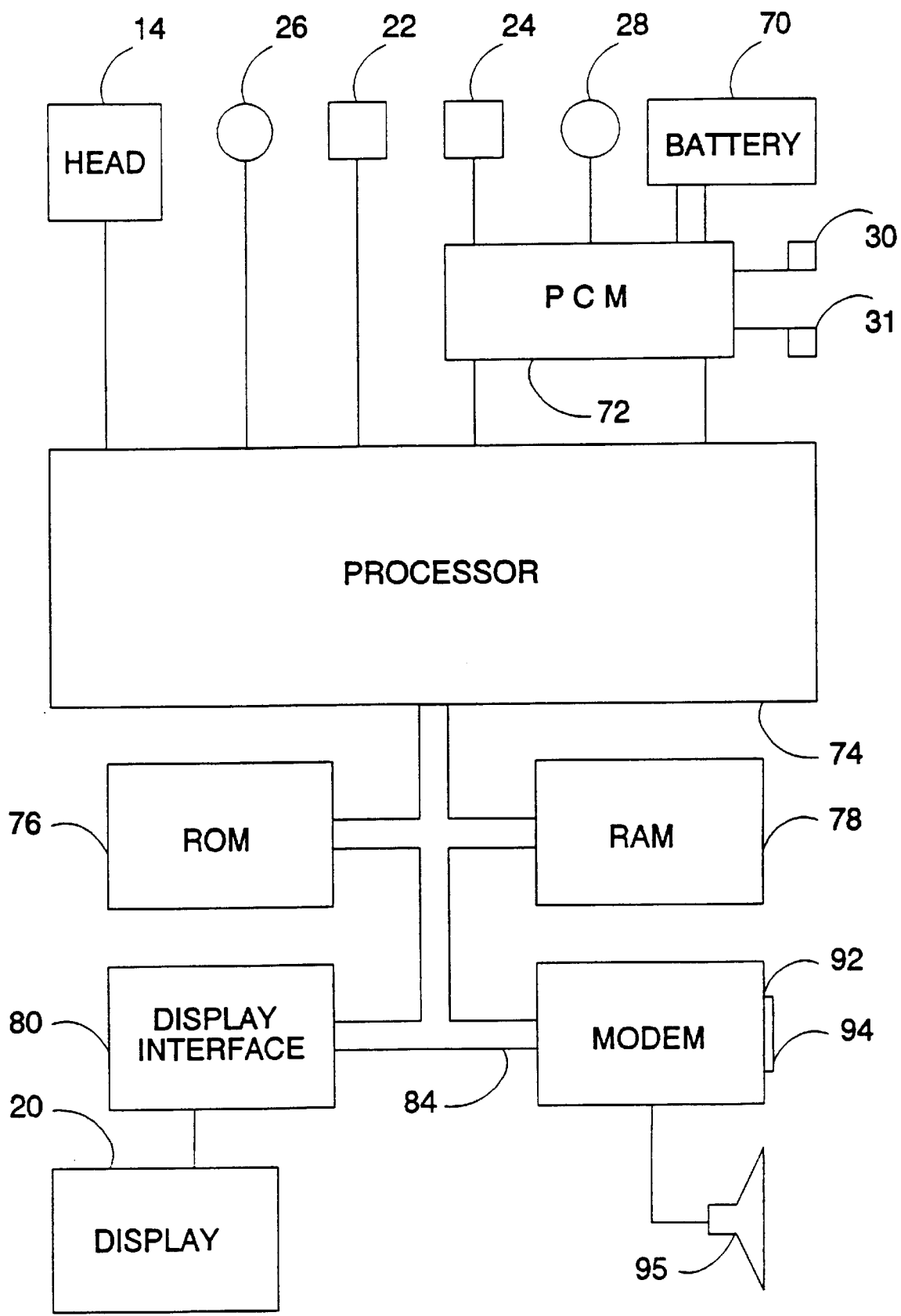


FIG. 9

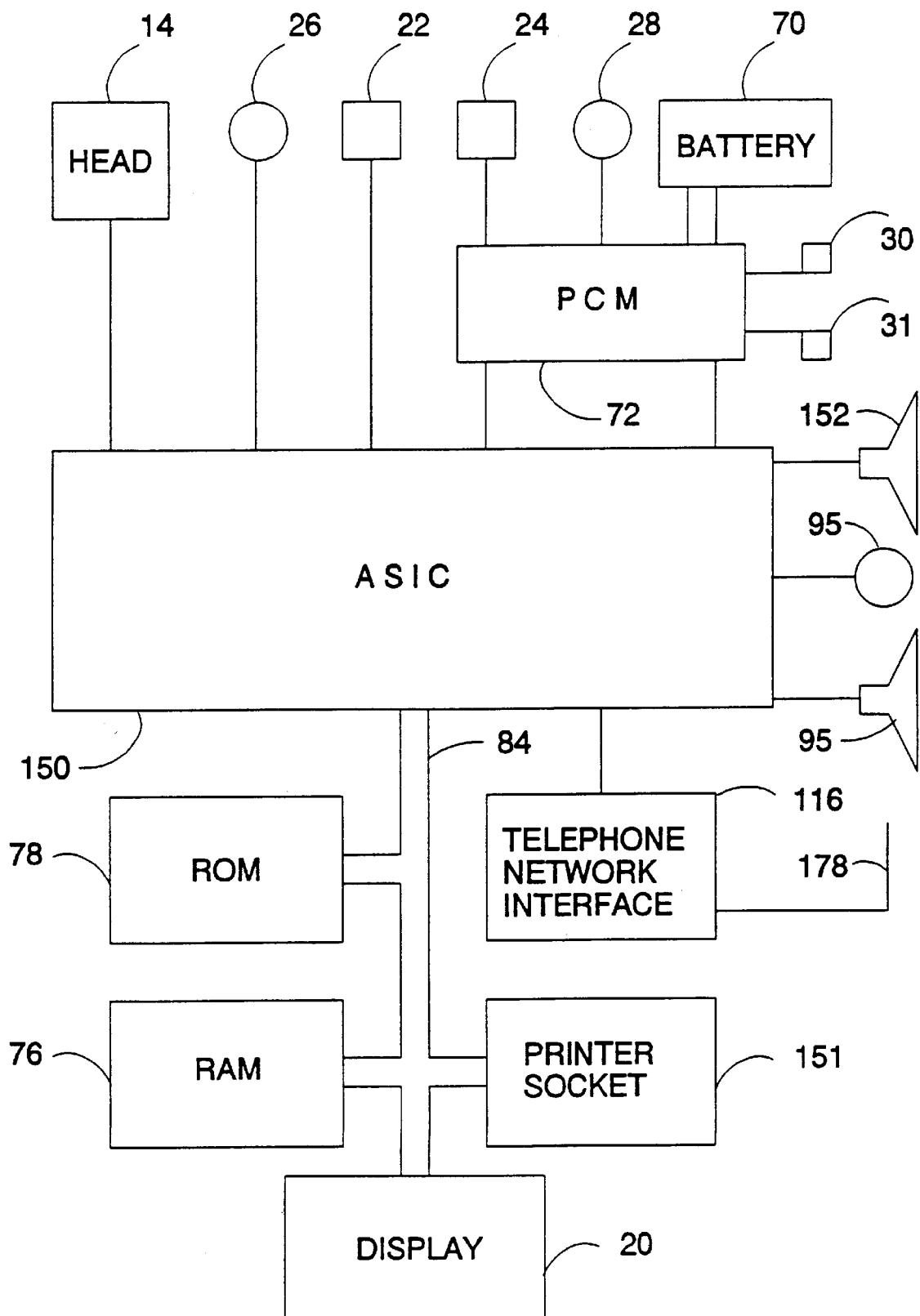


FIG. 10

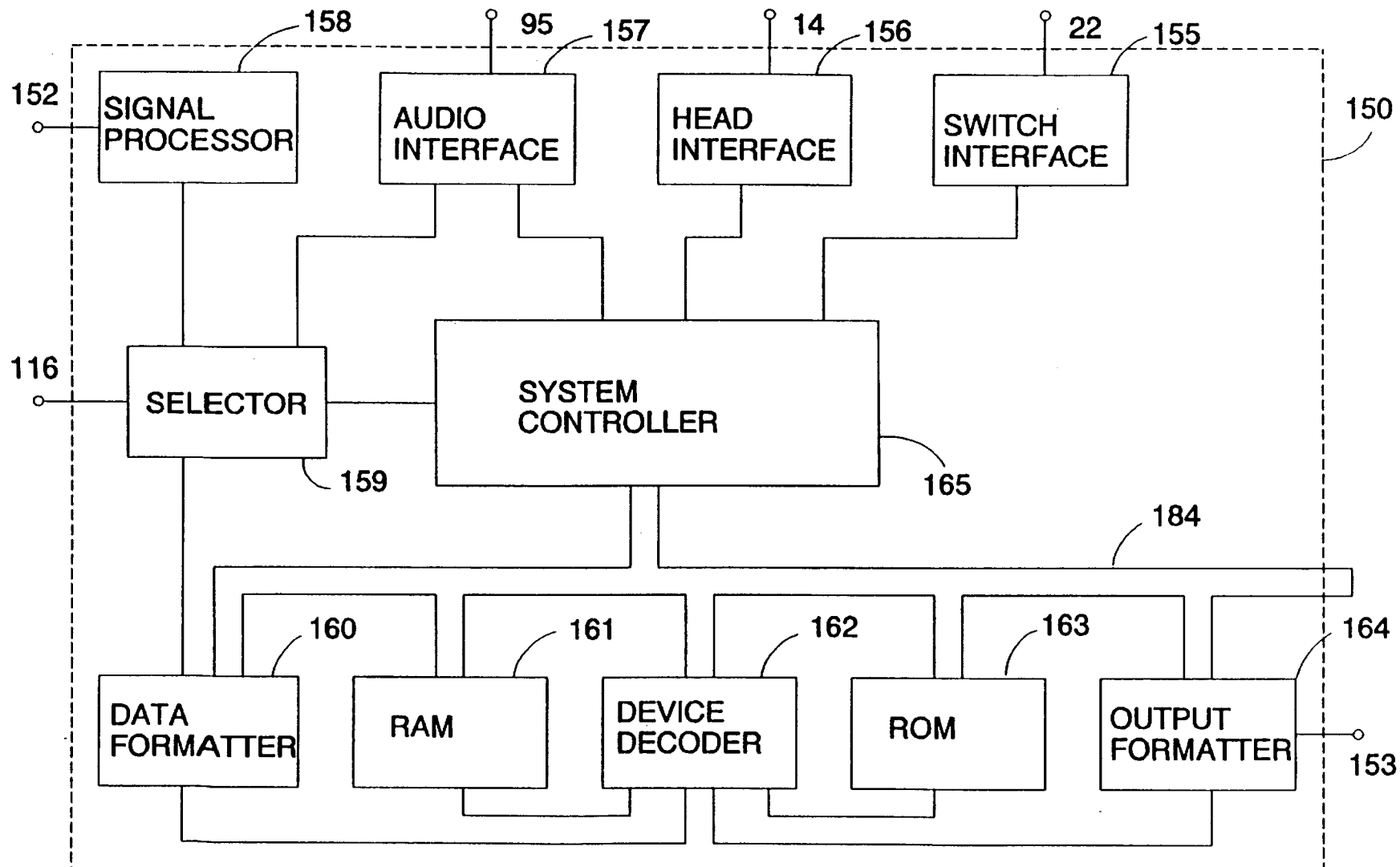


FIG. 11

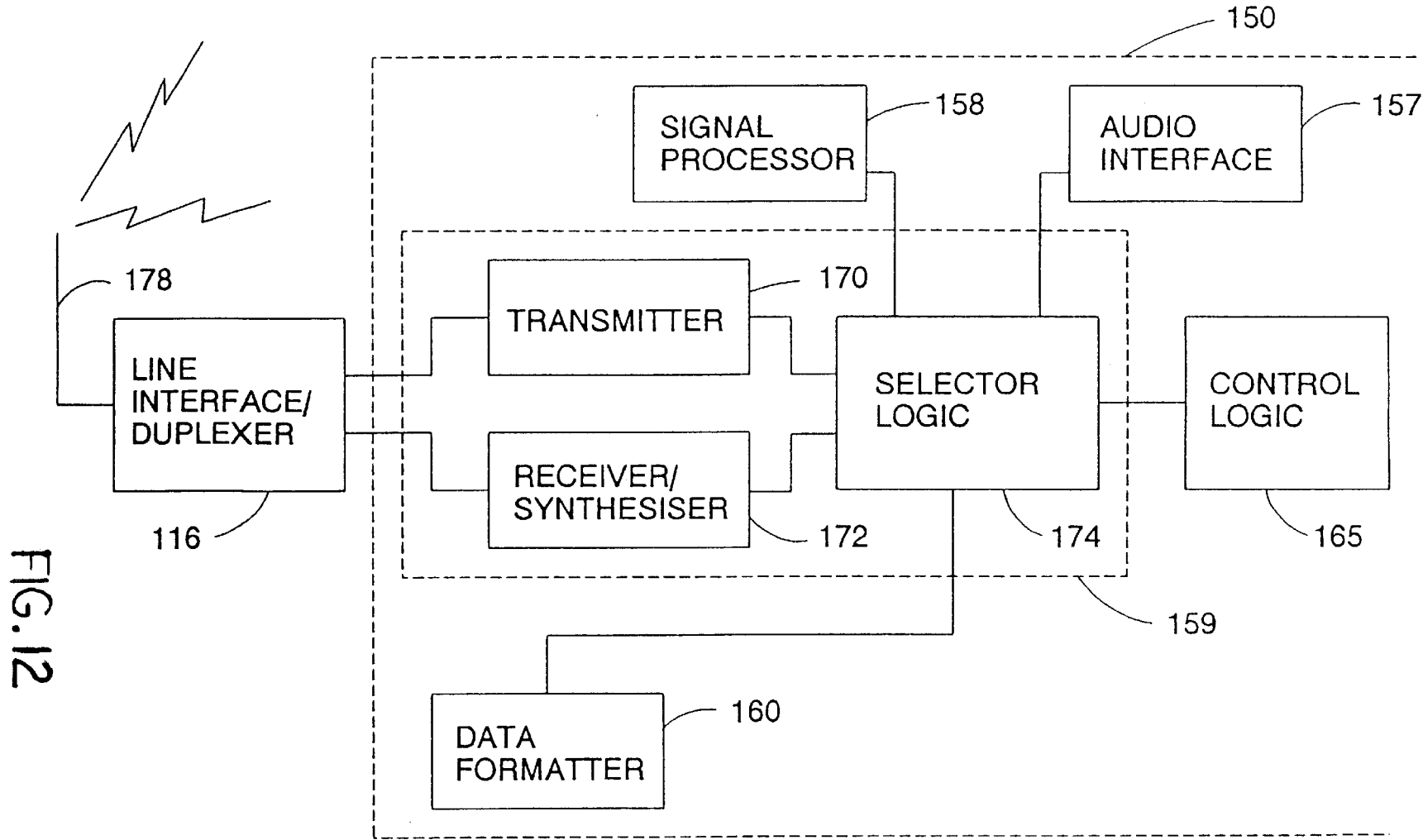


FIG. 12

DATA ENTRY SYSTEM

This invention relates to data entry systems, to applications of such data entry systems and to equipment for use therewith.

UK patent GB-B-2,202,664 describes an example of an application for a data entry system for the automated ordering of merchandisable items. Merchandisable items are represented in a printed catalogue or other form of list and are associated with bar codes. A merchandise ordering unit comprises a bar code reader with a telephone transmission capability for use in selecting one or more items from the catalogue and transmitting electronically an order for the merchandise to a processing centre over the public telephone network. The orders for the merchandisable items received in this way are processed in the processing centre. As described, the hand held data entry terminal comprises a calculator-like processing unit with a pen-like bar code reader wand electrically connected to the processing unit via a flexible cable. The processing unit includes a display for displaying information and a telephone transmission capability for transmitting captured data via the telephone network. Although this system works well, it is rather bulky and can be somewhat inconvenient in use as it requires two handed operation, one hand for the processing unit and one hand for the wand. Alternatively, if the processing unit is not carried all the time, it needs to be located in a position where the display on the processing unit can be seen and the keys on the processing unit can be operated. It will be appreciated that particularly where the processing unit is being carried in the hand, operation of the keys on it while holding the wand requires considerable dexterity.

European patent application EP-A-0,094,571 describes a self-contained portable data entry terminal positioned within a portable wand-type enclosure. The wand contains a bar code optical reader, signal conditioning electronics, a microprocessor, a memory and a rechargeable battery. The optical reader is operable as a transmitter/receiver so that readout of data stored in the memory is possible. An example of the use of the portable data terminal is described in which captured bar code data can be output from the memory via the optical reader to an optical receiver and from there via an audio coupler to a telephone line for transmission to a remote station. Another example is described where the bar code data relates to items on a menu in a restaurant. Captured menu selections can be output from the memory via the optical reader to an optical receiver and from there via a computer to a printer in a kitchen. Also described is the programming of the portable data entry terminal using an optical transmitter to input data via the optical reader. The wand includes a beeper for indicating the correct reading of a bar code and the current memory loading. The wand described in EP-A-0,094,571 is relatively simple in construction, and although it is readily portable, it does not provide any confirmation of what has been read.

A further portable data entry terminal manufactured by Telxon Corporation is described in an article entitled "Telxon Corporation, Portable Data Collection and Entry Systems" published by McGraw-Hill in 1989 and referenced "R51-832-101 SKU/UPC Marking and Reading Equipment". The article describes various models of data entry terminals similar to that described in UK patent GB-B-2, 202,664. Data from the terminals can be transmitted to a remote station via various telecommunication options including direct connect modems and acoustic couplers. The data entry terminals have a generally rectangular format, similar to a large scientific calculator, with a rectangular

display and an array of keys. For most models, a separate bar code reader wand is provided which is connected to the data entry terminal via a flexible cable, requiring a two-handed operation as described above. One model PTC-620 has the same basic format as the other terminals, but is described as being for simple applications and features a snap-on reversible head for one-handed operation with either the left or the right hand. However, this terminal is still relatively bulky and cumbersome and in use it is easy inadvertently to operate one or more keys in the array of keys.

An object of the present invention is to provide a data entry system which mitigates the problems of the prior art.

In accordance with an aspect of the invention, there is provided a data entry system comprising a hand held data entry unit, the hand held unit comprising a reading sensor for sensing commands and/or data and for producing input signals in response to the sensed commands and/or data, rewritable storage for information relating to selectable items, a controller connected to receive and process the input signals from the sensor for responding to the commands to control the hand held unit and/or to the data to select the item and a display screen for displaying a user readable representation of the commands and/or stored information for the selected item, and a telecommunications interface for telephonic transmission of information relating to a selected item or items from the storage to a remote processing centre and for telephonic transmission of information relating to selectable items from the remote processing centre to the storage.

The provision of a hand held unit having an integral sensor, control, storage, display means with a telecommunications interface enables the unit to be used in a particularly efficient and self-contained manner for the capture, processing, storage, display and transmission of data. The inclusion of the display in the hand held unit enables the user to verify the data being captured without taking his or her eyes off the areas in which data capture is taking place.

Preferably, the telecommunications interface is integral to the hand held unit. The provision of a telecommunications interface in the hand held unit enables captured data to be used for direct telephonic transmission of the captured data via a telephone network to a remote processing centre. It also allows for data and/or commands to be received from the remote data processing centre.

Preferably, the hand held unit includes a rechargeable power source. There can be provided a base unit separate from the hand held unit, wherein the base unit includes a charger unit and the base unit and the hand held unit are provided with respective interconnectable electrical connectors for recharging the rechargeable power source.

In some embodiments of the invention, the data entry system can comprise a base unit separate from the hand held unit, wherein the base unit and the hand held unit are provided with a wireless data link which is operable for bidirectional data transfer between the hand held unit and the base unit, and wherein the base unit includes a telecommunications interface for telephonic transmission of information relating to a selected item or items from the storage to a remote processing centre and for telephonic transmission of information relating to selectable items from the remote processing centre to the storage. In this embodiment, the wireless data link preferably comprises, in the base unit and the hand held unit, optical transmitters and/or receivers which cooperate then the hand held unit is in the rest position to provide a two way optical data link for transferring data from the hand held unit to the base unit and/or from the base unit to the hand held unit. In other embodiments it

could comprise respective radio frequency, rather than optical, transmitters and receivers, or indeed other types of transmitters and receivers.

In preferred embodiments of the invention, the telecommunications interface is an interface for connection to a wireless telephony network. This provides for a particularly advantageous implementation of the invention, which can then be used without the need to plug in the data entry system to, for example, a conventional wired telephone network.

In a preferred embodiment of the invention the telecommunications interface is a cellular telephone network interface. In this embodiment of the invention, particularly where the telecommunications interface is incorporated in the hand held unit, the data entry system can be used with the convenience, for example, of a portable cellular phone. Cellular telephone networks are now common place and give a very wide area of coverage. This facilitates the use of a data entry system in accordance with the invention in, for example, a user's home or workplace.

Alternatively, the telecommunications interface can be a satellite telephone network interface, or some other form of wireless telephone interface, for example a telephone interface for a telephone network based on highly localised transponder stations.

Where the telecommunications interface is intended to interface with an analogue telephone network, the telecommunications interface includes a modem.

By arranging that the reading sensor can be used for the input of commands for controlling the hand held unit, the number of user input means (e.g., keys) can be kept to a minimum, reducing the possibility of inadvertent operation. Preferably, there are provided one or two manually operable switches for scrolling the display in a first and/or second direction for selectively displaying a plurality of data stored in the storage. The scrolling of the display enables a large number of items to be accessed with a relatively compact display. In a preferred embodiment of the invention, the first and/or second switches are the only switches on the hand held unit. Preferably also, operation of the first and/or second switches in predetermined operational states of the hand held unit causes predetermined functions other than scrolling functions to be performed (e.g., powering-up or powering-down of the hand held unit). By the provision of only two keys on the hand held unit, the possibility of accidentally operating an incorrect key can be reduced, and also the hand held unit can be kept particularly compact.

Preferably, the hand held unit comprises a sensor for reading coded data, the controller being arranged to access the stored information for selectable items to determine natural language characters or images corresponding to the coded data for display. The invention finds particular, but not exclusive application to the reading of bar codes and/or binary dot codes, whereby the sensor is a bar code and/or dot code reader. It will be appreciated that the invention also applies to other forms of codes.

The hand held data entry unit may comprise a reading head including a reading sensor for producing input signals, wherein the reading sensor traces movements of the reading head and wherein the controller is responsive to signals from the sensor representative of the movements for identifying characters traced by the reading head as captured data. In this manner data entry can be made in an advantageous manner by tracing out the characters of the data to be input or characters representing commands for controlling the operation of the data entry system.

Preferably, the controller is user programmable to cause the captured data to be displayed on the display either in a

first orientation suitable for reading displayed data when the hand held unit is held in a user's right hand, or in a second orientation suitable for reading displayed data when the hand held unit is held in a user's left hand. In a preferred embodiment the display has a substantially rectangular display screen with a longitudinal axis arranged substantially parallel to a longitudinal axis of the hand held unit. For example, for right handed operation, a string of characters could, for example, be displayed along the display from an end nearest to the sensor to the end furthest therefrom, whereas for left handed operation, the same string of characters would be displayed from the end of the display furthest from the sensor to the end nearest thereto.

A data entry system comprising a hand held unit with or without a base unit as described above, can also include means for displaying a plurality of selectable items with associated data sources for user selection of an item by operation of the hand held unit and a remote processing centre for processing user selections transmitted from the hand held unit. The controller in the hand held unit is preferably arranged to respond to appropriate commands input, for example via the reading sensor, to issue coded instructions via the telecommunications interface to the data processing centre and to receive programming data (e.g., relating to information for selectable items) from the programming centre for storage in the hand held unit.

The data entry system may additionally be arranged to provide the functions of a telephone to permit audio communication. In particular, if a cellular telephone interface is provided in a hand held unit, this unit can advantageously combine the functions of the data entry unit and a cellular telephone.

Accordingly, the invention also provides a data entry system additionally comprising means for displaying a plurality of selectable items with associated data sources for user selection of an item by operation of the hand held unit and a remote processing centre for processing user selections transmitted from the hand held unit. Preferably, the hand held unit is programmable remotely from the processing centre.

In a preferred embodiment of the invention, the hand held unit is configured as an elongate unit such that it may be held by a user in the manner of a pen or quill with the reading sensor being located in a reading head at or adjacent to one end of the hand held unit. The configuration of the hand held unit such that it may be held in the manner of a pen or quill means that the unit can be held in a familiar and comfortable manner. Also, it facilitates the provision of user input means (e.g. switches) on the hand held unit to be located such that inadvertent operation thereof can easily be avoided.

Preferably the reading sensor is located in a reading head which is releasably attached to the hand held unit. This enables alternative types of reading head to be connected to the hand held unit and/or for faulty reading heads to be replaced easily.

The invention also provides a merchandising system comprising a data entry system of this type wherein the selectable items are merchandisable items and the remote processing centre initiates processing of user orders of the selectable merchandisable items.

Thus, a data entry system in accordance with the invention, especially a data entry system comprising a hand held unit including a telecommunications interface for use with a wireless telephony system, such as a cellular network telephone system, provides a particularly advantageous device for use, for example, for "home shopping". It enables

the user to make shopping selections from a catalogue or from a series of options displayed on a television screen from the comfort of his or her home without the need to connect the device to a conventional telephone network. A hand held unit including a wireless telephone network interface such as a cellular network interface finds particular application where the user of the system is travelling from place to place and may need to perform data entry functions when they are far from a conventional wired telephone network socket.

A data entry system or a merchandising system as described above preferably includes a verification device in the form of a verification card (e.g., a credit, payment or other validation card) or like carrier carrying a verification bar code and/or dot code for verification of a user identity. Operation of the data entry system subsequent to an initial data capture operation can then be made dependent on the identification of authorized coded data.

The invention also provides a carrier for a plurality of data and/or command codes (e.g., bar and/or dot codes) for association with means for displaying a plurality of selectable items in a data entry system or a merchandising system as defined above, wherein the carrier carries a plurality of codes, each for a respective one of a plurality of natural language and/or numeric characters, and a plurality of commands for controlling the operation of the data entry or merchandising system, each code being associated with a visual representation of the corresponding natural language or numeric character or command and/or of a graphical representation thereof. This avoids the need for a complete coded data source to be associated with each selectable item in, for example, a catalogue, rather a composite code can be built up by capturing a desired sequence of individual codes. By including the command characters as well, the need for a lot of keys on the data entry device can be avoided.

As an alternative to the use of bar codes, other data representations could be used. Indeed, if the data entry device is provided with a reading sensor in the form of a camera or other scanning sensor rather than a bar code reader, and the data entry device is provided with character or image recognition logic, graphical or alphanumeric data representations can be captured directly. One application of an embodiment of the pen with a camera head as its sensor could be for fingerprint recognition.

As an example of a possible mode of operation, a command character (e.g., a bar code) can be read using the reading head (e.g., a bar code reading head) and this can be used to load down remote data from a remote station. This is particularly advantageous mode of operation where the data entry system can set up a telephone connection to the remote station automatically, for example where the data entry device has cellular telephone capabilities.

The carrier is preferably in the form of a sheet of material. The various characters and commands could be arranged in the manner of a standard typewriter keyboard layout to facilitate entry of individual codes to make up a desired code sequence (e.g., for a specific product code).

Exemplary embodiments of the invention will be described hereinafter, by way of example only, with reference to the accompanying drawings in which like reference numerals are used for like features and in which:

FIGS. 1A and 1B are schematic views of a substantially pen-shaped hand held data entry device.

FIG. 2 is a schematic plan view of a base unit for use with the hand held unit of FIGS. 1A and 1B;

FIG. 3 is a schematic block diagram of the functional elements of a first example of a hand held data entry device as shown in FIGS. 1A and 1B;

FIG. 4 is a schematic block diagram of the functional elements of a base unit as shown in FIG. 2 for use with the hand held data entry device of FIGS. 1A, 1B and 3;

FIG. 5 is an overview of a merchandising system using a data entry terminal such as is illustrated in the preceding Figures;

FIG. 6 represents a control card with bar codes for a number of numeric and control characters;

FIG. 7 is flow diagram illustrating an example of the operation of a data entry system as described with reference to FIGS. 1 to 6;

FIG. 8 is a schematic block diagram of the functional elements of a second example of a hand held data entry device as shown in FIGS. 1A and 1B;

FIG. 9 is a schematic block diagram of the functional elements of a further, self-contained, hand held data entry device which is intended for use without a base unit;

FIG. 10 is a schematic block diagram of the functional elements of a further, self-contained, hand held data entry device for use without a base unit and intended, in particular, for use with a wireless telephone network such as a cellular network;

FIG. 11 is a schematic block diagram illustrating components in an ASIC forming part of the apparatus of FIG. 10; and

FIG. 12 is a schematic block diagram illustrating the inter-relationship of functional elements of FIGS. 10 and 11.

FIGS. 1A and 1B are schematic views from above and below, respectively, of one embodiment of hand held data entry unit 10 which is substantially pen-shaped and which will hereinafter, for reasons of conciseness only, be referred to as the "pen 10". The pen 10 is intended to be held for essentially one handed operation between the thumb and forefinger of either the left or right hand in the manner of a conventional, if rather thicker than usual, pen.

The pen 10 has an elongate body 12 with, in the present example, external dimensions of approximately 120 mm by 40 mm, although the dimensions may be larger or smaller as desired subject to technical limitations. A reading head 14, for example a red or infra-red optical reading head (e.g., a laser diode) suitable for reading bar codes is located at one end of the pen. Other types of reading head may be provided. The reading head is preferably replaceable for interchanging types of reading head. A removable battery cover 16 covering a battery compartment is located at the other end of the pen. As an alternative to a compartment for removable batteries, a removable and/or fixed rechargeable battery pack could be provided instead. Also, the reading head in the present embodiment is arranged to read with a reading angle of between 0° to 45° to the normal to the bar code to be read.

On the upper surface of the pen shown in FIG. 1A a display screen 20, first and second microswitches 22 and 24, a first indicator light 26 and a second indicator light 28 are located. The display screen 20 preferably comprises a conventional two-dimensional array of pixels which can be selectively activated in order to provide the display of a wide range of displayable items. However, in a low cost version of the pen 10, the display may be configured only to display a predetermined range of characters and symbols, this reducing the complexity of the display and the controlling logic and thus reducing the cost as will be well understood by one skilled in the art.

Any suitable display technology can be used which enables the displayed information to be read over a wide enough angular range such that it can be read by the user when the pen is held at an angle suitable for reading a bar code. In this way it is not necessary to change the orientation

of the pen in order to read the display. In view of the low power consumption and advantageous readability characteristics, a 2 line by 16 character supertwist LCD display screen is employed in the preferred embodiment giving a viewing area of approximately 60 mm by 16 mm with a character size of approximately 3 mm by 5.5 mm. The display is preferably located towards the end of the pen 10 opposite to the reading head 14 with its longitudinal axis substantially parallel to the longitudinal axis of the pen 10.

With the pen 10 held between thumb and forefinger with the user's hand below the pen as viewed in FIG. 1A, and with the pen held at an angle of, say, 30° to the normal of a bar code to be read, (assuming that the normal to the bar code is generally in the direction of the line of sight of the user), the display screen can be read without difficulty.

The switches 22 and 24 are used to control basic operations of the data entry system and for control of the sequential display of stored information (scrolling of the display) as will be explained later. The indicator light 26 is used to report successful scanning of a bar code. The indicator light 28 is used when rechargeable batteries (70, FIG. 3) are inserted in the battery compartment to indicate that the batteries are charging.

On the lower surface of the pen 10 shown in FIG. 1B, an optical transmitter 32 and an optical receiver 34 are provided in a shallow recess 33. Also, provided on the lower surface are a locating groove 36 and first and second electrical contacts 30 and 31. The optical transmitter 32 and the optical receiver 34 are used in combination with an optical receiver 62 and optical transmitter 64, respectively, on a base unit 40 to be described with reference to FIG. 2, for the transfer of data between the pen 10 and the base unit 40. The locating groove 36 is used correctly to position the pen 10 with respect to a corresponding ridge in a cradle 56 on the base unit 40 when the pen 10 is placed in that cradle 56. The cradle 56 defines a rest position for the pen 10 on the base unit 40. The first and second contacts 30 and 31 are arranged to cooperate with corresponding contacts 60 and 61 in the cradle 56 on the base unit 40 for charging the rechargeable batteries.

Turning now to FIG. 2, this illustrates a plan view of a base unit 40 for use with the pen 10 of FIGS. 1A and 1B.

The base unit includes a generally rectangular housing 42 with a raised portion 44 containing a power supply unit (102, FIG. 4) which receives electrical power via a mains supply cable 45 and a mains switch 46. The mains switch 46 is located on the right hand side of the base unit housing 42. Cooling slots 47 for the power supply unit (102, FIG. 4) are provided in the upper surface of the raised portion 44. Further slots 48 in the upper surface of the base unit housing 42 are located over a speaker (110, FIG. 4) for relaying information to the user of the data entry system. The rear of the housing 42 is also provided with a socket 52 for a standard telephone plug for connecting the base unit 40 to a telephone line 50 and a standard serial connector 54 (e.g., an RS232 connector) for connecting the base unit to, for example, a personal computer (not shown). A manual switch 53 can be provided for switching between the telephone line and the serial connector. It will be appreciated that a parallel connector could be provided instead of, or in addition to, the serial connector 54. A separate telephone socket 55 can be provided for the connection of a standard telephone handset to the base unit.

Towards the front of the base unit housing 42, a recess is formed which is configured as a cradle 56 for receiving the pen 10.

An optical receiver 62 and an optical transmitter 64 are located in the bottom of the recess for cooperating with the

optical transmitter 32 and optical receiver 34, respectively, when the pen is located in the cradle 56. The optical receiver 62 and the optical transmitter 64 are surrounded by a wall 63 which also forms a shroud between the optical receiver 62 and the optical transmitter 64. The wall 63 cooperates with the recess 33 in the pen 10 to prevent external light reaching the optical link, and the shroud between the optical receiver 62 and the optical transmitter 64 prevents light from the two optical paths between the pen and the base unit and between the base unit and the pen from interfering with each other. It will be appreciated that alternative configurations are possible, for example the wall could be provided on the pen and the recess on the base unit, although this could mean that the pen was less comfortable to use.

First and second base contacts 60 and 61 are also located in the recess for cooperating with the contacts 30 and 31 on the pen 10 when it is inserted in the cradle 56, thus enabling rechargeable batteries (70, FIG. 3) in the pen 10 to be recharged. A locating ridge 58 is formed in the recess for cooperating with the locating groove 36 in the bottom of the pen 10 to enable the pen to be positioned correctly in the cradle 56 such that the optical transmitter/receiver pairs 32/62 and 64/34 and the contact pairs 30/60 and 31/61 are aligned correctly.

The pen 10 can also be provided with a socket for directly charging the internal rechargeable batteries using an AC mains supply or a DC supply. In the first case the pen will include a transformer, in the second a transformer/rectifier could be incorporated in, for example, a mains plug.

On a further raised portion 66, one or two base unit indicator lights are provided. The first base unit indicator light 67 is for indicating the base unit is receiving mains power and is turned on. Optionally, the second base unit indicator light 68 can be used to indicate that rechargeable battery (70, FIG. 3) in the pen is being charged.

FIG. 3 is a schematic block diagram of the functional elements of the pen 10. A processor 74 is preferably formed by a conventional programmable microprocessor e.g., an Intel 80C31 12 MHz CMOS microprocessor with two internal clocks, an Intel 80486, etc.), although a special purpose or specially configured unit (e.g. an ASIC) could alternatively be used (compare FIG. 10). A read only memory (ROM) 76 is connected via a bus 84 to the processor 74 for the storage of control programs and data. The ROM 76 can be implemented by any appropriate technology, for example by a flash PROM. A random access memory (RAM) 78 (for example a 128K low power static RAM, or higher capacity RAM, e.g. a 256K, 512K . . . 5Mb, etc., RAM) is connected to the processor via the bus 84. The RAM 78 is used as working storage and for the storage of data captured using the reading head 14. A display interface 80, which connects the display 20 to the bus 84, responds to display instructions from the processor to drive the display in a conventional manner. An optical interface 86 is connected to the bus to convert data to be transmitted into signals for driving the optical transmitter 32, and converts signals from the optical receiver 34 into data to be passed to the bus 84.

In the present embodiment, other connections are made directly to the processor rather than via the bus. Thus, in the present embodiment, signals relating to data captured by the reader head 14 are passed directly to the processor 74 to be processed.

The manual switch 22 is also connected directly to the processor. In use this switch serves as a "scroll-down" key. The second manual switch 24, which in use serves as a "scroll-up" key, is, however, connected to the processor via

a power control module (PCM) 72. This is because the switch 24 also serves as a "power-up" key for turning the pen on or powering it up after it has been powered down. The power control module 72 responds to operation of the key 24 in a powered down state to connect the battery 70 to the processor 74. The power control module 72 also controls the charging of the battery 70 when the contacts 30 and 31 are connected to the corresponding contacts 60 and 61 in the cradle 56 of the base unit 40. The indicator light 67 (e.g., an LED or NEON) is connected to the processor 74 and indicates when the base unit is connected to the mains. The optional indicator light 68 (e.g., an LED or NEON) is connected to the power control module 72 to indicate when the battery 70 is being charged.

The processor is programmed by means of control programs and data stored in the ROM 76 and, in use, in the RAM 87, to receive signals from the reading head 14, to interpret those signals and to derive data therefrom which are displayed on the display 20 and stored in the RAM 78 for subsequent transmission via the optical interface as will be described in more detail below.

FIG. 4 is a schematic block diagram of the functional elements of the base unit 40 of FIG. 2. A power supply module 102 is connected to a mains supply via the switch 46 and the supply cable 45. The power supply unit 102 is also connected to the contacts 60 and 61 so that, when the pen 10 is located in the cradle 56, the battery 70 can be recharged. The power supply unit 102 also supplies power to the other elements of the base unit via supply lines which are represented schematically (for reasons of drawing simplicity) by the arrows 104.

A modem 100 is connected via an optical link 106 to an optical receiver 62 and an optical transmitter 64. The optical interface 106 converts signals from the optical receiver 62 to data to be passed to the modem 100 and converts data from the modem 100 to signals to be transmitted by the optical transmitter 64. A further interface (e.g. a standard V24/RS232 interface—not shown) for connection to a personal computer (not shown) could also be provided. Also a socket for a connection to a standard telephone handset (not shown) could be provided. The modem 100 can be a conventional modem generally comprising a master control unit 112, a data pump 114 and memory 118. The master control unit 112 is connected to receive data from the optical interface 106 (and/or from a V24/RS232 interface, if a personal computer is connected). Data from the data pump 114 are coupled via a line interface 116 to the telephone line 50. The data pump 116 is also connected via an audio interface 120 to a speaker 110 for monitoring the transmission of data via the telephone line 50.

FIG. 5 is a schematic representation of a data entry network comprising a plurality of pens/base units 10/40 connected via respective telephone connections 50 (telephone lines, wireless telephone channels, etc) to a processing centre 108 where data transmitted from the individual pens/base units 10/40 are processed. In the preferred embodiment of the invention, the pens/base units 10/40 are used for the placing of orders for merchandise and the processing centre 108 processes those orders and dispatches them to the users.

FIG. 6 is a schematic representation of an example of a control card for use with the pen 10. The card shows bar codes for the numerals 0 to 9 and for a set of commands. The command bar codes are used for controlling the operation of the pen 10. The control card can be thought of as a keyboard extension for the pen 10.

At this point it should be explained that the operation of reading a bar code is performed by the processor 74 in a

conventional manner. Thus, where the head 14 comprises a red or infra-red light source and a light sensor, signals representing changing levels of reflected illuminations are supplied to the processor 74. Firmware stored in the ROM 76, or in other embodiments possibly hard-wired in the processor 74, is used then to decode the changing levels of reflected illumination to generate a numerical value. On successful reading of a bar code the good read light 26 is illuminated.

The processor tests the numerical values to determine whether the sensed code relates to data or a command. A look up table containing the numerical values for individual commands (not shown) is configured in the ROM 76 and/or RAM 78. By accessing this table, input commands can be identified. The controlling software is aware of which commands can be executed for the current processing state. On identifying a currently executable command, the processor 74 executes that command and causes the display of a human readable command description for user verification purposes. The processor causes an error message to be displayed on the display screen if a non-executable command (e.g., a command has been input at a wrong time) has been input.

If the code does not relate to a recognised command, it is treated as data. The data are then stored in RAM as the result of reading a bar code and are used to address a description of the item referenced by the bar code value from a further look-up table. If a description of the item corresponding to the bar code value is stored in the ROM 76 and/or the RAM 78 in a suitable data structure so that the bar code value can be used either directly or indirectly to address the appropriate description, then the item description can readily be displayed instead of or as well as the bar code value for user verification purposes. If the bar code is not read correctly, then an error message is displayed on the display screen.

The item description data can relate, for example, to items from a merchandising catalogue. In this case the rewritable storage capacity of the pen (e.g., the RAM 78) is chosen to be sufficient to store all the items from one or more merchandising catalogues. If the data is stored in volatile memory, this data is downloaded from the remote processing centre via the telecommunications link on restoring power to the memory in the pen. Preferably, if volatile memory is used, power is supplied to the memory even when the pen is "switched off". An integral rechargeable back-up battery can be provided in addition to the battery 70 to maintain power to a volatile memory when the battery 70 is being changed. If non-volatile memory is provided, then this data can be retained during a period when no power is supplied to the memory. However, through the use of rewritable memory and control logic enabling the memory to be updated using data downloaded from the remote processing centre, it is possible to keep the pen's memory up to date on a full list of merchandisable items, including product description, availability, price, etc. Then on reading a bar code relating to an item stored in memory the display on the pen can indicate a description of the item corresponding to the code read, its availability and price. If the code read is not recognised, for example, the pen can be programmed automatically to call up the remote processing centre to check on whether an update of the pen's storage is needed when the pen is replaced in the base unit.

FIG. 7 is a flow diagram illustrating an example of a possible series of operations using an example of data entry system such as that described with reference to FIGS. 1 to 6. It will be appreciated that other sequences and modes of operation may be provided in other embodiments of the invention.

In a first step, S1, the pen 10 is removed from the base unit 40.

In step S2, "Up" key switch 24 is operated. The power control module senses operation of this key switch and powers up the processor 74, which performs a series of diagnostic checks, calibrates itself and then displays an initial message (e.g., "Ready") on the display 20.

In step S3 the "Down" and "Up" scroll keys switches 22 and 24 are operated to scroll through a number of initial options pre-stored within the ROM 76 or the RAM 78 and presented on successive screens of data items on the display 20.

In this example of operation, in step S4, when an option "Left-handed operation" is encountered on the screen, the pen is scanned over the "Enter" command bar code on the command sheet of FIG. 6. Whereas for right-handed operation, where text is displayed in English, the text is displayed in sequence from the end of the display nearest to the reading head 14 towards the opposite end, for left-handed operation the text display is inverted with the text then reading from the end of the display furthest from the reading head to the end nearest thereto. It can be seen, therefore, that the text is displayed in an orientation appropriate for the user. If left-handed operation has already selected and it is desired to use the pen in a right-handed mode, then "Right-handed operation" can be selected by scrolling the display using the "Down" and "Up" key switches 22 and 24 and then scanning the "Enter" command bar code when the appropriate option is displayed.

Other options which could be provided in this manner could, for example, be the selected of one of a number of operating languages.

In step S5, the scroll key switches 22 and 24 are again operated until the option "Ready" is encountered once more. Then a series of merchandise selections can be entered by the user by scanning the bar codes for the desired merchandise selections and the command bar codes "Enter", "Clear", "Quantity", etc., as appropriate. As each bar code is scanned successfully, the good read indicator 26 lights and the data read by the bar code reader is displayed on the screen. Either the alphanumeric value of the bar code read is displayed or, if a description of the item corresponding to the bar code value is stored in the RAM or the ROM, then this can be displayed instead of or as well as the bar code value.

Step S5 can be repeated as often as desired until all the desired items have been entered, or until the RAM 78 has become full or nearly full, in which case a "Memory full" error message is displayed on the display screen 20.

If desired, the items entered and stored in the RAM 78 could be checked by selecting a "Check Entries" option with the scroll key switches 22 and 24. In this case the items entered can then be checked in sequence using the scroll key switches 22 and 24, and if necessary corrected by scanning the correct command bar code while the appropriate item is displayed.

In the example shown in FIG. 6, however, after entering the desired items, a phone number is then entered in step S6 by scanning the command bar code "Phone" followed by the number of the processing centre 108 to be called. As an alternative to entering separately the telephone number, this could be pre-stored in memory, or could alternatively be included in the "Phone" bar code.

After this, in step S7 the pen is placed in the cradle on the base unit and the "Down" key switch 22 is pressed to download the data from the pen. This causes the data for the telephone number to be downloaded to the modem 100 via the optical link 106. The downloading of the telephone

number causes the base unit automatically to call the desired number and, once the normal modem handshaking is completed, to transfer the data stored in the RAM 78 in the pen 10. Preferably, in addition to the actual data stored, the processor 74 in the pen 10 automatically adds error correcting codes to enable the processing centre 108 to verify that successful transmission has occurred. The processing centre 108 then sends a message to confirm (or otherwise) whether successful transmission occurred after checking the error correcting codes. This message is then displayed on the display 20 of the pen 10.

It will be appreciated that the steps S1 to S7 illustrated above merely form one possible method of operation. In an alternative embodiment of the invention, the scrolling function is only used for stepping through items which have already been entered into the pen, whether in the form of selectable items downloaded from the remote processing centre and/or items selected by means of the reading head. All other command functions are input by reading appropriate command codes from a command sheet. For this embodiment therefore, a command sheet should include commands for left and right handed operation, or a command for changing handedness. Then, to change between left and right-handed operation, it is merely necessary to scan an appropriate command bar code.

In a final step (not shown in FIG. 7), the pen is turned off by pressing the "Down" and "Up" scroll key switches simultaneously. It should be noted that the processor, which is provided with a date and time clock, is arranged to power-down the pen to conserve battery power if no bar codes are scanned and no key switches operated during a predetermined interval (e.g. 30 seconds). However, as mentioned above, power will be maintained to the RAM 76 if this is a non-volatile memory.

The software stored in the pen also permits the loading of data from the processing centre or another remote computer. The programming is performed using a series of commands preceded by dot codes. The programming commands are thus known as "dot" commands and cover operations such as RAM PEEK, RAM POKE, ROM PEEK, DISPLAY, SENSE, GET INFO, GET FIRST ITEM, GET NEXT ITEM, GET PREVIOUS ITEM, AMEND ITEM, DELETE ITEM, CLEAR ORDER, CLEAR CATALOGUE, ADD CATALOGUE ITEM, and AMEND CATALOGUE ITEM. In this way, a significant amount of catalogue data and/or program software can be held in the processing centre and be sent to the pens only when required. Where programs are to be downloaded, rewritable program storage will be needed in the pen, for example by implementing the ROM 76 in flash PROM technology.

The processing centre can also send commands to a hand held unit to instruct the user to scan in a personal identification number (PIN), possibly with the scanning of a further verification number from, for example a verification device in the form of a verification card (e.g., a credit, payment or other validation card) or like carrier carrying a verification bar code and/or dot code for verification of a user identity. Alternatively, the verification device can be scanned prior to any connection to a remote processing centre. In this case a connection can then be made to the remote processing centre for verification of the user identity. Operation of the data entry system subsequent to an initial data capture operation can then be made dependent on the identification of authorised coded data and a PIN number.

FIG. 8 illustrates another example of a pen 10 in accordance with the invention. This example is substantially the same as the pen 10 described with reference to FIGS. 1 and

3, apart from the addition of a touch sensitive screen 90 for the display 20. A touch screen interface 88 couples the touch sensitive screen to the bus 84 so that data sensed by the touch sensitive screen can be communicated to the processor 74. Although FIG. 8 shows a touch sensitive screen 90 (e.g., an overlay) separate from a conventional display screen, any applicable touch sensitive screen technology can be used, either through the use of an addition to an existing conventional display screen, or the use of a display screen with integral touch sensitivity. One or more touch sensitive areas can be defined on the touch sensitive screen area, in combination with the data displayed on the display screen, for the entry of commands and/or the selection of displayed items. In particular, the processor 74 can be arranged to display a menu of user selectable items and to be responsive to a location at which the screen is touched for input of a user selection of a menu item. The touch sensitive screen can then thus be used as a dynamic and reconfigurable user interface. Touch screen entry can be used in place of or in addition to the entry of commands by scanning the bar codes on the command bar code card.

FIG. 9 illustrates another example of a pen 10 in accordance with the invention. This example includes much in common with the pen 10 of FIG. 3, except that here a modem 92, a socket 94 for a standard telephone plug and a speaker 95 for monitoring transmissions during operation of the modem are provided in place of the optical interface 86 and optical transmitter and receivers 32 and 34. In this example, therefore, data can be transmitted and received via a telephone line without the use of the base station, providing added portability. Preferably, a simplified base station is provided in the form of a charging unit for rechargeable batteries in the pen 10. It will be appreciated that the pen 10 could also be provided with the touch screen facility of the pen 10 of FIG. 8.

Although in the above embodiments, the pens 10 are intended for manual scanning of bar codes, it will be appreciated that they could also be used for reading other optically readable codes, such as binary dot codes, by the provision of appropriate control software for programming the processor 74. Alternatively, in place of the sensor head 14 which is intended to be manually scanned, a self-scanning head could be provided.

The invention is also applicable to the reading of other coded data sources such as, for example, magnetic strips, graphical representations and/or alphanumeric characters, by the provision of an appropriate reading head and control logic.

Alternative removable heads could be attached to the tip of the pen by a screw, bayonet, friction or other appropriate attachment arrangement.

For example, the data entry pen could be provided with a reading head which is responsive to movement of the pen for tracing out desired codes and/or commands. In particular, by the provision of a rolling ball in a holder in the reading head, of rotation sensing means in the manner of a personal computer mouse for tracing movements of the ball and suitable interpretation logic in software or special purpose hardware, for defining a series of vectors as the pen is moved over a surface and for performing pattern recognition on the resulting vector patterns to identify control and/or alphanumeric characters traced out by the pen head, it is possible directly to input information into the pen by "writing" down those characters. By limiting the range of characters to be recognised (e.g., corresponding to the numerals and commands shown in FIG. 6) it is possible to use conventional pattern recognition techniques with relatively limited pro-

cessing power and storage requirements. It will be appreciated that increased processing power and storage can be provided in the pen described above for the embodiments of FIGS. 1, 3, 8 and 9 by the use of a more powerful processor and increased memory capacity.

FIG. 10 illustrates a further embodiment of the invention. This further embodiment of the invention is similar to the embodiment of FIG. 9, but this embodiment is intended for use with a wireless data transmission means, for example radio signals. In particular, the embodiment of FIG. 10 is intended for use with a cellular telephone network, although it could be adapted for use with some other form of wireless telephone system, for example a satellite based telephone network.

The embodiment of FIG. 10 is intended to be used independently of a base unit and to contain all the necessary functionality for independent operation. In one alternative the hand held unit is provided with a rechargeable battery pack 70, which can be removed from the hand held unit for recharging. In another alternative the hand held unit is provided with a fixed rechargeable battery pack 70. In the latter alternative, and optionally in the former alternative, a mains voltage charging socket and transformer/rectifier can be provided in the hand held unit or the battery pack for receiving a mains lead for charging purposes rather than the low voltage connectors 30/31. The low voltage DC charging connectors 30/31 can be configured in a socket for receiving an adapter lead, with a transformer/rectifier being provided, possibly incorporated in a plug, for connection to a mains socket. It will be appreciated that an adapter for connection to, for example, a 12 volt DC supply from a car may also be provided. As a further alternative, contactless recharging (for example by magnetic induction) could be employed.

The embodiment of FIG. 10 is implemented using a ASIC, although a conventional microprocessor and external hardware could be used. Likewise, it will be appreciated that the embodiments described with reference to the previous Figures could also be implemented using a ASIC or other equivalent technology instead of a microprocessor.

In the embodiment of FIG. 10, the ASIC (Application Specific Integrated Circuit) performs the majority of the necessary processing functions of the device including:

- accepting data from the head 14;
- accepting data from the switches 22 and 24;
- driving the indicator 26;
- processing the data received from the head in the manner described with respect to the previous embodiments in order to extract the necessary information;
- controlling the flow of data in and out of the RAM 78;
- controlling the flow of data in and out of the ROM 76;
- interfacing with the power control module 72;
- implementing the modem function for use with an analogue telephony system and also providing the necessary processing and control for integration with a digital telephony system and/or a cellular telephone network;
- controlling the loudspeaker 95 permitting the progress of calls to be monitored;
- accepting input from a microphone 152 to enable the pen in combination with the loudspeaker 95 to operate as a hand set for the purposes of audio telephony;
- controlling the flow of data to an optional printer socket (not shown) allowing a user to print out information relative to the code being scanned in a predefined format;

controlling the output of data via an optical link **153** to a peripheral device (e.g., a printer) using for example, infra red light;

controlling an interface to the display **20**, the display interface functions being performed in the ASIC.

The optical link **153** could be implemented using the optical link technology described above for interfacing a hand held unit with a base station. Indeed, the printer or other peripheral device could be implemented as, or connected to a base station for the hand held unit.

FIG. **11** illustrates in more detail the configuration of the ASIC **150**.

The ASIC comprises the system controller **165** that controls the operation of the pen and of its associated components. In this embodiment system controller **165** consists of a microcontroller core incorporated into the ASIC. In other embodiments it could consist of some other control means using, for example, one or more finite state machines.

If the system controller **165** is a microcontroller core, then the data that controls its operation is stored in an internal ROM **163** together with the external ROM **76**. Alternatively, there could be no internal ROM **163** and the system controller **165** will then obtain all the data from the external ROM **76**. Alternatively, again, the internal ROM **163** could be used exclusively without an external ROM **78**. However, this would reduce the flexibility of the device. The use of the internal ROM **163** is advantageous where a pre-defined amount of the operations to be performed are fixed for all pen types, whilst the remainder of the operation is dependent on a particular model, to take account for example of language variations, number of switches used to enter data, etc. The RAM **161** in the ASIC can be used by the system controller **165** as a scratch pad RAM to speed up operations and in order to reserve the maximum amount of RAM **78** for the storage of the main data. This "main data" includes data identifying information relating to selectable items of, for example, a merchandising catalogue, which can be downloaded by telephonic transmissions from a remote station.

The microcontroller receives requests via the bus **84** which is connected to the external bus **84** illustrated in FIG. **10**. However, in an alternative embodiment where the system controller **165** consist of a number of finite state machines, then control would be by means of the fixed interconnection of the logic in the fixed state machines.

RAM **161** could be used as a short term data store leaving the RAM **78** to store the main data, the data in RAM **78** being retained by the battery **70**. An additional battery (not shown) could be provided for data retention to prevent the loss of data from the RAM **78** or the RAM **161** in the event of failure of the battery **70**.

The switch interface **155** responds to the operation of the switch **22** and ensures that the system controller **165** receives signals which are devoid of bounce (resulting for example from multiple operations of the switch due to the spring operation within the switch).

The head interface **156** carries out the necessary signal conditioning as required on receiving signals from the head **14**. The signal conditioning will depend on the exact configuration of the head and preferably comprises simple buffering of the data read. Alternatively, it could be implemented to provide at least some of the bar code conversion operations as will be apparent to one skilled in the art.

Selector **159** is controlled by the system controller **165** and functions in such a manner to allow the microphone **152** and the speaker **95** to provide standard audio telephony transmission or to allow the system controller to transfer the data over the telephony network using, in the present embodiment, conventional cellular telephone technology.

Thus the selector **159** enables the data entry device to be used as a conventional cellular telephone for the transmission of audio signals. In conventional telephony mode, the selector **159** takes signals from the microphone **152** that have been processed by the signal processor **158** and directs the output to the line interface **116**. The processing performed by the processor **158** can comprise, as will be apparent to one skilled in the art, conventional operations of buffering the microphone to filter out any frequencies not required and to amplify the signal to a suitable level. Received audio data is directed to the audio interface **157** which performs necessary signal conditioning before passing the signal to the speaker **95**.

In the data transfer mode, the selector takes the output from the data formatter **160**, which has prepared the data to be transmitted over the cellular telephone network, and directs this to the line interface **152**. The speaker **95** is then used to output any tones or audio messages indicating errors, correct operation, etc., again via the audio interface **157**.

Switching between modes can be accomplished using the keys and/or the scanning sensor of the hand held unit in the manner described above for the entry of data and/or commands.

The output formatter **164** prepares the data to be transmitted to a remote printer via an optical link **153** (not shown). This transmission could be in any one of a number of forms, for example, infra red light using technology as described above for interfacing the pen with a base unit. Alternatively, other remote link technology, for example a radio link, could be provided.

FIG. **12** illustrates aspects from FIGS. **10** and **11** to illustrate in more detail the incorporation of an example of a cellular telephone system within the data entry unit. The telecommunications interface **116** comprises a line interface/duplexer which is connected to an aerial **178**. The line interface/duplexer **116** is connected to a transmitter **170** and to a receiver/synthesizer **172** implemented in the selector **159**. Also implemented in the selector **159** is selector logic **174** for connecting the transmitter **170** and the receiver/synthesizer **172** to the signal processor **158**, the audio interface **157**, the data formatter **160** and the control logic **165** within the ASIC **150**.

Although specific embodiments of the invention have been described hereinabove, it will be appreciated that many modifications and/or additions are possible within the scope of the present invention.

Thus, for example, although in the presently preferred embodiments described above the hand held unit is configured with the shape of a pen, it will be appreciated that the hand held unit could be configured in other shapes as desired in other applications, for example in the shape of a pistol.

Although in the examples of the pen and base unit described with reference to FIGS. **1** to **4** and **8** an optical link between the pen and the base unit is provided, in an alternative embodiment other wireless data transmission means, for example radio signals, could be used, in the manner of a portable telephone of the type with a portable handset and a base unit.

The data from the memory of the pen (e.g., the complete list of items which could be ordered from a catalogue) could conveniently be output in alphanumeric form via a modem to a facsimile (fax) machine for printing the content of the memory.

In the preferred embodiments described above, catalogue data is down-loaded into the pen from a remote processing system by telephone. over the telecommunications interface. However, as an alternative to down-loading, for example a

complete catalogue, via the telephone line, other data entry means could be provided for the bulk of the data, the telephone line then only being used for updating the stored data. For example the pen and/or the base unit as appropriate could be provided with a socket or connector or reader for a memory device (such as a plug-in ROM, a smart card, etc.).

Although no speaker is illustrated in the examples of the pen described with reference to FIGS. 3 and 8, a speaker or other sound generator could be provided as in the FIGS. 9 and 10 embodiments for giving audio feedback to report on the correct reading, or otherwise, of a code. Thus, for example, when a code is correctly read, one beep can be sounded, and when a code is incorrectly read, two beeps could be sounded. Alternatively, appropriate synthetic or recorded voice messages could be output.

Although in the examples described above the plane of the display is generally parallel to the axis of the pen, the plane of the display 20 could be arranged to slope progressively towards the axis of the pen away from the head end of the pen to reduce the angle between the normal to the plane of the display and the line of sight of the user.

Also, although in the present examples two mechanical key switches are provided, in other embodiments one key switch only could be provided. Operating that key switch a predetermined number of times within a short period could be used to emulate the provision of two key switches for scrolling and other functions. More key switches could also be provided in other embodiments. For example, a numerical keypad could be provided. However, in preferred embodiments of the invention, the number of keys should be kept as low as possible for any particular application. As in the embodiments described above, two key switches are preferred. The control sheet or data carrier effectively forms a keyboard extension for the pen.

Although in the example of a card or other carrier shown in FIG. 6 a set of bar codes for only numeric and command codes are indicated, if desired a set of bar codes for the complete alphabet could be provided. Alternative arrangements of the codes would also be possible, for example a complete set of codes and corresponding characters could be arranged in the format of a standard typewriter keyboard layout. The codes could also be incorporated in the letters and numerals, for example extending as a strip across the letters and numerals. For example, a bar code could replace the cross bar in a capital "A", and similar modifications for the other letters of the alphabet.

Also, as mentioned above, in appropriate embodiments of the invention, codes other than bar codes or dot codes could be used. For example a symbol blob code could be used, this requiring about 1Kbyte of storage for decoding purposes. Indeed, in other embodiments of the invention full character recognition (OCR) could be employed where the reading sensor is in the form of a camera or other scanning sensor incorporated in the reading head. With a camera and appropriate recognition logic, the pen could be used, for example, for fingerprint recognition, either as an aim in itself, or for user validation purposes.

In a merchandising system, where bar codes or other codes are associated with merchandisable items, this could be achieved simply by means of a printed catalogue, or some other form of list, or as a result of codes applied to examples of the products in question, or as a result of codes displayed, for example, on a TV screen with images relating to those products. The only requirement is that the display of the codes are readable by the data entry system of the present invention.

Features from the respective embodiments of the invention described above could also be combined as desired to provide a configuration appropriate for a particular application.

Thus, for example, the audio telephony functions described with reference to the embodiment of FIGS. 10 to 12 could be incorporated in the hand held or base unit, as appropriate, of the other embodiments of the invention.

Although in the specific embodiments described above the telecommunications interface for the telephonic transmission of information is only provided in a hand held unit where no base unit with a telecommunications interface is provided, it will be appreciated that a hand held unit with a telecommunications interface could be combined with a base unit also having a telecommunications interface, either of the same or a different type.

We claim:

1. A data entry device for use in a data entry system, said data entry device comprising:

a reading sensor responsive to commands and/or sensed commands and data to produce input signals;

a controller coupled to said reading sensor to receive and process said input signals;

said controller coupled to a communications interface to selectively control transmission over said communications interface of command and/or data signals as determined by said input signals processed by said controller; said communications interface being operable directly to connect said data entry device to a wireless telecommunications network; and

a display coupled to said controller to display commands and/or information under control of said input signals processed by said controller;

wherein said reading sensor, controller and display comprise a unitary assembly and said communications interface is a cellular telephone network interface and said wireless telecommunications network is a cellular telephone network, and wherein said controller is responsive to a said command to cause downloading of information from a remote processing center as required for updating information previously stored in said data entry device.

2. A data entry device for use in a data entry system, said data entry device comprising:

a reading sensor responsive to commands and/or sensed commands and data to produce input signals;

a controller coupled to said reading sensor to receive and process said input signals;

said controller coupled to a communications interface to selectively control transmission over said communications interface of command and/or data signals as determined by said input signals processed by said controller; said communications interface being operable directly to connect said data entry device to a wireless telecommunications network; and

a display coupled to said controller to display commands and/or information under control of said input signals processed by said controller;

wherein said reading sensor, controller and display comprise a unitary assembly and said communications interface is a cellular telephone network interface and said wireless telecommunications network is a cellular telephone network and said data entry device is integral with a cellular telephone, and wherein said controller is responsive to a said command to cause downloading of

information from a remote processing center as required for updating information previously stored in said data entry device.

3. A data entry device for use in a data entry system, said data entry device comprising:

- a reading sensor responsive to commands and/or sensed commands and data to produce input signals;
- a controller coupled to said reading sensor to receive and process said input signals;

said controller coupled to a communications inter-face to selectively control transmission over said communications interface of command and/or data signals as determined by said input signals processed by said controller; said communications interface being operable directly to connect said data entry device to a wireless telecommunications network; and

- a display coupled to said controller to display commands and/or information under control of said input signals processed by said controller;

wherein said reading sensor, controller and display comprise a unitary assembly and said communications interface is a satellite interface and said wireless telecommunications network is a satellite telecommunications network, and wherein said controller is responsive to a said command to cause downloading of information from a remote processing center as required for updating information previously stored in said data entry device.

4. A data entry device according to any of claims 1, 2 or 3, wherein said communications interface includes a modem.

5. A data entry device according to any of claims 1, 2 or 3, wherein said reading sensor, controller and display comprise a hand holdable unit.

6. A data entry device according to any of claims 1, 2 or 3, wherein said data entry device includes a rechargeable power source, means being provided for recharging said power source.

7. A data entry device according to any of claims 1, 2 or 3, wherein said data entry device comprises one or two manually operable switches for scrolling said display in a first and/or second direction for selectively displaying said commands and/or information.

8. A data entry device according to any of claims 1, 2 or 3, wherein said data entry device comprises one or two manually operable switches for scrolling said display in a first and/or second direction for selectively displaying said commands and/or information, and wherein operation of said first and/or second switches in predetermined operational states of said data entry device causes predetermined functions other than scrolling functions to be performed.

9. A data entry device according to any of claims 1, 2 or 3, wherein said display screen comprises a touch sensitive screen forming a said reading sensor, said controller being arranged to be responsive to a location at which said screen is touched for user input.

10. A data entry device according to any of claims 1, 2 or 3 wherein a said reading sensor is for reading coded data such as fingerprints or signatures or written text, wherein said controller is arranged to access stored information for selectable items to determine natural language characters or images corresponding to the coded data for display.

11. A data entry device according to any of claims 1, 2 or 3 wherein a said reading sensor is for reading coded data such as fingerprints or signatures or written text, wherein said controller is arranged to access stored information for

selectable items to determine natural language characters or images corresponding to the coded data for display, and wherein said coded data comprises bar codes and/or binary dot codes and said sensor is a bar code and/or dot code reader.

12. A data entry device according to any of claims 1, 2 or 3, wherein a said reading sensor is a motion detector or a scanning device.

13. A data entry device according to claim 12, wherein said scanning device is a camera.

14. A data entry device according to any of claims 1, 2 or 3, wherein said controller is user programmable to cause captured data to be displayed on said display either in a first orientation suitable for reading displayed data when said data entry device is held in a user's right hand, or in a second orientation suitable for reading displayed data when said data entry device is held in a user's left hand, said controller being responsive to user programming operations including scanning of an appropriate command code using said reading sensor.

15. A data entry device according to any of claims 1, 2 or 3, wherein said data entry device is configured as an elongate unit such that it may be held by a user in the manner of a pen or quill with said reading sensor being located in a reading head at or adjacent to one end of said data entry device.

16. A data entry device according to any of claims 1, 2 or 3, wherein said reading sensor is remote from or releasably attached to said data entry device.

17. A data entry device according to any of claims 1, 2 or 3, additionally comprising as well as or instead of said display screen, and separate from said data entry device, means for displaying a selectable item with associated data sources for user selection of an item by operation of said data entry device; and

- a remote processing center for processing user selections transmitted from said data entry device.

18. A data entry device according to any of claims 1, 2 or 3 comprising rewritable storage and wherein programs in said data entry device are updateable remotely from a processing center.

19. A data entry device according to any of claims 1, 2 or 3, comprising a verification device in the form of a verification card or like carrier carrying a verification code such as a bar code and/or dot code or any other means for verification of user information.

20. A data entry device according to any of claims 1, 2 or 3, comprising a carrier or a display for a plurality of data and/or command codes for association with means for displaying a plurality of selectable items, wherein said carrier carries a plurality of codes, each for a respective one of a plurality of natural language and/or numeric characters and a plurality of commands for controlling operation of said data entry device or a merchandising system, each code being associated with a visual representation of the corresponding natural language or numeric character or command and/or of a graphical representation thereof.

21. A data entry device according to any of claims 1, 2 or 3, comprising a carrier or a display for a plurality of data and/or command codes for association with means for displaying a plurality of selectable items, wherein said carrier carries a plurality of codes, each for a respective one of a plurality of natural language and/or numeric characters and a plurality of commands for controlling operation of said data entry device or a merchandising system, each code being associated with a visual representation of the corresponding natural language or numeric character or command

21

and/or of a graphical representation thereof, wherein said codes are bar and/or dot codes and/or other product identifications.

22. A data entry device according to claim any of claims 1, 2 or 3 wherein a key on said data entry device can be used for entry of a said command and/or data.

23. A merchandising system comprising a data entry device according to any of claims 1, 2 or 3, wherein:

said device is programmable with information relating to user selectable merchandisable items; and

said interface is coupleable to a remote processing center for initiating processing of user orders of said selectable merchandisable items.

24. A merchandising system comprising a data entry device according to any of claims 1, 2 or 3, and additionally comprising as well as or instead of said display screen, and separate from said data entry device, means for displaying a selectable item with associated data sources for user selection of an item by operation of said data entry device; and

a remote processing center for processing user selections transmitted from said data entry device, wherein:

said selectable items are merchandisable items; and

said remote processing center initiates processing of user orders of said selectable merchandisable items.

25. A data entry device according to claim 3, wherein said data entry device is integral with a satellite telephone.

26. A data entry system comprising a hand holdable data entry unit, said hand holdable unit comprising:

a reading sensor for sensing commands and/or data and for producing input signals in response to said sensed commands and/or data;

rewritable storage programmable with information relating to a plurality of items, user selectable by means of said reading sensor;

a controller connected to receive and process said input signals from said sensor, said controller being arranged to respond to commands and/or sensed commands to control said hand holdable unit and to said data to select a said item; and

a display screen for displaying a user readable representation of said commands and said stored information for said selected item;

and said system further comprising:

a telecommunications interface for telephonic transmission of information relating to a selected item or items from said storage to a remote processing center via a telecommunications network and for telephonic reception of information relating to selectable items from said remote processing center to said storage via said telecommunications network, said controller being responsive to a said command to cause downloading of information from said remote processing center as required for updating information previously stored in said rewritable storage for one or more of said selectable items, wherein said hand holdable unit includes a speaker and a microphone permitting said hand holdable unit to be used as a telephone handset.

27. A data entry system comprising a hand holdable data entry unit, said hand holdable unit comprising:

a reading sensor for sensing commands and/or data and for producing input signals in response to said sensed commands and/or data;

rewritable storage programmable with information relating to selectable items;

22

a controller connected to receive and process said input signals from said sensor, said controller being arranged to respond to commands and/or sensed commands to control said hand holdable unit and to said data to select a said item;

a display screen for displaying a user readable representation of said commands and said stored information for said selected item; and

a telecommunications interface for telephonic transmission of information relating to a selected item or items from said storage to a remote processing center via a telecommunications network and for telephonic reception of information relating to said selectable items from said remote processing center to said storage via said telecommunications network, wherein said telecommunications interface is a telecommunications line interface integral to said hand holdable unit and directly connects said hand-holdable unit to said telecommunications network, and wherein said hand holdable unit includes a speaker and a microphone permitting said hand holdable unit to be used as a telephone handset.

28. A data entry system comprising a hand holdable data entry unit, said hand holdable unit comprising:

a reading sensor for sensing commands and/or data and for producing input signals in response to said sensed commands and/or data;

rewritable storage programmable with information relating to selectable items;

a controller connected to receive and process said input signals from said sensor, said controller being arranged to respond to commands and/or sensed commands to control said hand holdable unit and to said data to select a said item;

a display screen for displaying a user readable representation of said commands and said stored information for said selected item; and

a telecommunications interface for telephonic transmission of information relating to a selected item or items from said storage to a remote processing center via a wireless telecommunications network and for telephonic reception of information relating to said selectable items from said remote processing center to said storage via said wireless telecommunications network, wherein said telecommunications interface is a telecommunications line interface integral to said hand holdable unit and directly connects said hand-holdable unit to said wireless telecommunications network.

29. A data entry system comprising a hand holdable data entry unit, said hand holdable unit comprising:

a reading sensor for sensing commands and/or data and for producing input signals in response to said sensed commands and/or data;

rewritable storage programmable with information relating to a plurality of items, user selectable by means of said reading sensor;

a controller connected to receive and process said input signals from said sensor, said controller being arranged to respond to commands and/or sensed commands to control said hand holdable unit and to said data to select a said item; and

a display screen for displaying a user readable representation of said commands and said stored information for said selected item;

and said system further comprising:

a telecommunications interface for telephonic transmission of information relating to a selected item or

items from said storage to a remote processing center via a telecommunications network and for telephonic reception of information relating to selectable items from said remote processing center to said storage via said telecommunications network, said controller being responsive to either a said command or a said sensed command to cause downloading of information from said remote processing center as required for updating information previously stored in said rewritable storage for one or more of said selectable items, and wherein said system further comprises a carrier for a plurality of data and/or command codes for association with means for displaying a plurality of said selectable items, wherein said carrier carries a plurality of codes, each for a respective one of a plurality of natural language and/or numeric characters and a plurality of commands for controlling operation of said data entry system or a merchandising system, each code being associated with a visual representation of the corresponding natural language or numeric character or command and/or of a graphical representation thereof.

30. A data entry system comprising a hand holdable data entry unit, said hand holdable unit comprising:

- a reading sensor for sensing commands and/or data and for producing input signals in response to said sensed commands and/or data;
- rewritable storage programmable with information relating to selectable items;
- a controller connected to receive and process said input signals from said sensor, said controller being arranged to respond to commands and/or sensed commands to control said hand holdable unit and to said data to select a said item;
- a display screen for displaying a user readable representation of said commands and said stored information for said selected item; and
- a telecommunications interface for telephonic transmission of information relating to a selected item or items from said storage to a remote processing center via a telecommunications network and for telephonic reception of information relating to said selectable items from said remote processing center to said storage via said telecommunications network, wherein said telecommunications interface is a telecommunications line interface integral to said hand holdable unit and directly connects said hand-holdable unit to said telecommunications network, and wherein said data entry system further comprises a carrier for a plurality of data and/or command codes for association with means for displaying a plurality of said selectable items, wherein said carrier carries a plurality of codes, each for a respective one of a plurality of natural language and/or numeric characters and a plurality of commands for controlling operation of said data entry system or a merchandising system, each code being associated with a visual representation of the corresponding natural language or numeric character or command and/or of a graphical representation thereof.

31. A data entry system comprising a hand holdable data entry unit, said hand holdable unit comprising:

- a reading sensor for sensing commands and/or data and for producing input signals in response to said sensed commands and/or data;
- rewritable storage programmable with information relating to selectable items;

- a controller connected to receive and process said input signals from said sensor, said controller being arranged to respond to commands and/or sensed commands to control said hand holdable unit and to said data to select a said item;
- a display screen for displaying a user readable representation of said commands and said stored information for said selected item; and
- a telecommunications interface for telephonic transmission of information relating to a selected item or items from said storage to a remote processing center via a telecommunications network and for telephonic reception of information relating to said selectable items from said remote processing center to said storage via said telecommunications network, wherein said telecommunications interface is a telecommunications line interface integral to said hand holdable unit and directly connects said hand-holdable unit to said telecommunications network, and wherein said reading sensor is located in a reading head which is releasably attached to said hand holdable unit.

32. A data entry system according to claim **26** or claim **29**, wherein said telecommunications interface is integral to said hand holdable unit and directly connects said hand-holdable unit to said telecommunications network.

33. A data entry system according to any of claims **26**, **28**, **29**, **30** or **31**, wherein said hand holdable unit includes a rechargeable power source, means being provided for recharging said power source.

34. A data entry system according to any of claims **26**, **27**, **29** or **30**, wherein said telecommunications interface is a wireless telecommunications network interface.

35. A data entry system according to any of claims **26**, **27**, **29**, **30** or **31**, wherein said telecommunications interface is a cellular telephone network interface.

36. A data entry system according to any of claims **26**, **27**, **29**, **30** or **31**, wherein said telecommunications interface is a satellite interface and said telecommunications network is a satellite telecommunications network.

37. A data entry system according to any of claims **26**, **27**, **28**, **29**, **30** or **31**, wherein said telecommunications interface includes a modem.

38. A data entry system according to any of claims **26**, **27**, **28**, **29**, **30** or **31**, wherein said hand holdable unit comprises one or two manually operable switches for scrolling said display in a first and/or second direction for selectively displaying information for respective selectable or selected items from said storage.

39. A data entry system according to any of claims **26**, **27**, **28**, **29**, **30** or **31** wherein said hand holdable unit comprises one or two manually operable switches for scrolling said display in a first and/or second direction for selectively displaying information for respective selectable or selected items from said storage, and wherein operation of said first and/or second switches in predetermined operational states of said hand holdable unit causes predetermined functions other than scrolling functions to be performed.

40. A data entry system according to any of claims **26**, **27**, **28**, **29**, **30** or **31** wherein said display screen comprises a touch sensitive screen forming a said reading sensor, said controller being arranged to be responsive to a location at which said screen is touched for user input.

41. A data entry system according to any of claims **26**, **27**, **28**, **29**, **30** or **31** wherein a said reading sensor is for reading coded data, wherein said controller is arranged to access the stored information for selectable items to determine natural language characters or images corresponding to the coded data for display.

25

42. A data entry system according to any of claims 26, 27, 28, 29, 30 or 31 wherein a said reading sensor is for reading coded data, wherein said controller is arranged to access the stored information for selectable items to determine natural language characters or images corresponding to the coded data for display, and wherein said coded data comprises bar codes and/or binary dot codes and said sensor is a bar code and/or dot code reader.

43. A data entry system according to claim 41 or claim 42 wherein said coded data comprises fingerprints, or signatures, or written text.

44. A data entry system according to any of claims 26, 27, 28, 29, 30 or 31, wherein a said reading sensor is a motion detector or a scanning device.

45. A data entry device according to claim 44, wherein said scanning device is a camera.

46. A data entry system according to claim 44 wherein said reading sensor comprises a camera.

47. A data entry system according to any of claims 26, 27, 28, 29, 30 or 31, wherein said controller is user programmable to cause captured data to be displayed on said display either in a first orientation suitable for reading displayed data when said hand holdable unit is held in a user's right hand, or in a second orientation suitable for reading displayed data when said hand holdable unit is held in a user's left hand, said controller being responsive to user programming operations including scanning of an appropriate command code using said reading sensor.

48. A data entry system according to any of claims 26, 27, 28, 29, 30 or 31, wherein said hand holdable unit is configured as an elongate unit such that it may be held by a user in the manner of a pen or quill with said reading sensor being located in a reading head at or adjacent to one end of said hand holdable unit.

49. A data entry system according to any of claims 26, 27, 28, 29 or 30, wherein said reading sensor is located in a reading head which is releasably attached to said hand holdable unit.

50. A data entry system according to any of claims 26, 27, 28, 29, 30 or 31, additionally comprising as well as or instead of said display screen, and separate from said hand holdable unit, means for displaying a selectable item with associated data sources for user selection of an item by operation of said hand holdable unit; and a remote processing center for processing user selections transmitted from said hand holdable unit.

51. A data entry system according to any claims 26, 27, 28, 29, 30 or 31, wherein programs in said hand holdable unit are updateable remotely from said processing center.

52. A data entry system according to any of claims 26, 27, 28, 29, 30 or 31, comprising a verification device in the form of a verification card or like carrier carrying a user verification code or codes.

53. A data entry system according to any of claims 26, 27, 28, 29, 30 or 31, comprising a carrier for a plurality of data and/or command codes for association with means for displaying a plurality of selectable items, wherein said carrier carries a plurality of codes, each for a respective one of a plurality of natural language and/or numeric characters and a plurality of commands for controlling operation of said data entry or merchandising system, each code being associated with a visual representation of the corresponding natural language or numeric character or command and/or of a graphical representation thereof.

54. A data entry system according to claim 52 or claim 53, wherein said code or codes include bar code and/or dot code and/or other identification means.

26

55. A data entry system according to claim 53, wherein said carrier comprises a display.

56. A data entry system according to any of claims 26, 27, 28, 29, 30 or 31, wherein a key on said data entry unit can be used for entry of a said command and/or data.

57. A merchandising system comprising a data entry system according to any of claims 26, 27, 28, 29, 30 or 31, wherein:

said selectable items are merchandisable items; and said remote processing center initiates processing of user orders of said selectable merchandisable items.

58. A merchandising system comprising a data entry system according to any of claims 26, 27, 28, 29, 30 or 31, additionally comprising as well as or instead of said display screen, and separate from said hand holdable unit means for displaying a selectable item with associated data sources for user selection of an item by operation of said hand holdable unit; and

a remote processing center for processing user selections transmitted from said hand holdable unit, wherein:

said selectable items are merchandisable items; and said remote processing center initiates processing of user orders of said selectable merchandisable items.

59. A data entry system according to any of claims 27, 28, 30 or 31, wherein said controller is responsive to a said command to cause downloading of information from said remote processing center as required for updating information previously stored in said rewritable storage for one or more of said selectable items.

60. A data entry system according to any of claims 28, 29, 30 or 31 wherein said hand holdable unit includes a speaker and/or microphone permitting said hand holdable unit to be used as a telephone handset.

61. A data entry device for use in a data entry system, said data entry device comprising:

a reading sensor responsive to commands and/or sensed commands and data to produce input signals;

a controller coupled to said reading sensor to receive and process said input signals;

said controller coupled to a communications inter-face to selectively control transmission over said communications interface of command and/or data signals as determined by said input signals processed by said controller; said communications interface being operable directly to connect said data entry device to a wireless telecommunications network; and

a display coupled to said controller to display commands and/or information under control of said input signals processed by said controller;

wherein said reading sensor, controller and display comprise a unitary assembly and said communications interface is a cellular telephone network interface and said wireless telecommunications network is a cellular telephone network; and wherein said display screen comprises a touch sensitive screen forming said reading sensor, said controller being arranged to be responsive to a location at which said screen is touched for user input.

62. A data entry device for use in a data entry system, said data entry device comprising:

a reading sensor responsive to commands and/or sensed commands and data to produce input signals;

a controller coupled to said reading sensor to receive and process said input signals;

said controller coupled to a communications inter-face to selectively control transmission over said communica-

tions interface of command and/or data signals as determined by said input signals processed by said controller; said communications interface being operable directly to connect said data entry device to a wireless telecommunications network; and
5 a display coupled to said controller to display commands and/or information under control of said input signals processed by said controller;
wherein said reading sensor, controller and display comprise a unitary assembly and said communications interface is a cellular telephone network interface and said wireless telecommunications network is a cellular telephone network and said data entry device is integral with a cellular telephone; and wherein said display
10 screen comprises a touch sensitive screen forming said reading sensor, said controller being arranged to be responsive to a location at which said screen is touched for user input.
63. A data entry device for use in a data entry system, said
20 data entry device comprising:
a reading sensor responsive to commands and/or sensed commands and data to produce input signals;

a controller coupled to said reading sensor to receive and process said input signals;
said controller coupled to a communications inter-face to selectively control transmission over said communications interface of command and/or data signals as determined by said input signals processed by said controller; said communications interface being operable directly to connect said data entry device to a wireless telecommunications network; and
a display coupled to said controller to display commands and/or information under control of said input signals processed by said controller; wherein said reading sensor, controller and display comprise a unitary assembly and said communications interface is a satellite interface and said wireless telecommunications network is a satellite telecommunications network; and wherein said display screen comprises a touch sensitive screen forming said reading sensor, said controller being arranged to be responsive to a location at which said screen is touched for user input.

* * * * *

UNITED STATES PATENT AND TRADEMARK OFFICE
CERTIFICATE OF CORRECTION

PATENT NO. : 6,058,304
DATED : May 2, 2000
INVENTOR(S) : Callaghan, F. et al.

Page 1 of 1

It is certified that error appears in the above-identified patent and that said Letters Patent is hereby corrected as shown below:

Title page,
Under "FOREIGN PATENT DOCUMENTS"

Column 2,
Line 5, change "D. 4709482" to -- D. 4109482 --

Signed and Sealed this

Fourth Day of December, 2001

Attest:

Nicholas P. Godici

Attesting Officer

NICHOLAS P. GODICI
Acting Director of the United States Patent and Trademark Office

UNITED STATES PATENT AND TRADEMARK OFFICE
CERTIFICATE OF CORRECTION

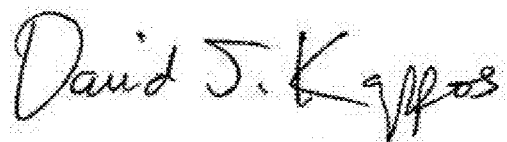
PATENT NO. : 6,058,304 C1
APPLICATION NO. : 90/008340
DATED : April 13, 2010
INVENTOR(S) : Francis John Callaghan et al.

Page 1 of 2

It is certified that error appears in the above-identified patent and that said Letters Patent is hereby corrected as shown below:

Claim 62, column 5, line 33,	that portion of the text reading "wherien" should read --wherein--.
Claim 71, column 9, line 2,	that portion of the text reading "understanding" should read --understandable--.
Claim 78, column 10, line 14,	that portion of the text reading "remmote" should read --remote--.
Claim 78, column 10, line 30,	that portion of the text reading "said cellular telephone network" should read --cellular telephone network--.
Claim 78, column 10, line 59,	that portion of the text reading "selection for" should read --selection of--.
Claim 79, column 11, line 9,	that portion of the text reading "displayed" should read --displayable--.
Claim 79, column 11, line 25,	that portion of the text reading "said said" should read --said--.
Claim 79, column 11, line 27,	that portion of the text reading "descriptioni" should read --description--.
Claim 82, column 13, line 2,	that portion of the text reading "controller," should read --controller;--.
Claim 82, column 13, line 17,	that portion of the text reading "reducing" should read --reading--.
Claim 84, column 14, line 5,	that portion of the text reading "controller," should read --controller;--.
Claim 85, column 14, line 39,	that portion of the text reading "controller," should read --controller;--.
Claim 94, column 18, line 63-64,	that portion of the text reading "comprises" should read --comprise--.
Claim 99, column 21, line 27,	that portion of the text reading "of cause" should read --to cause--.
Claim 101, column 22, line 11,	that portion of the text reading "processs" should read --process--.
Claim 101, column 22, line 18,	that portion of the text reading "entry to" should reed --entry device to--.
Claim 103, column 23, line 28,	that portion of the text reading "and/or in data" should read --and/or data--.

Signed and Sealed this
Fifteenth Day of February, 2011



David J. Kappos
Director of the United States Patent and Trademark Office

CERTIFICATE OF CORRECTION (continued)

Page 2 of 2

U.S. Pat. No. 6,058,304 C1

Claim 108, column 26, line 27, that portion of the text reading “associatd” should read
--associated--.

Claim 112, column 28, line 54, that portion of the text reading “loaded” should read --located--.

Claim 117, column 31, line 35, that portion of the text reading “graphic” should read --graphical--.

Claim 118, column 32, line 6, that portion of the text reading “second” should read --sensed--.



US006058304C1

(12) **EX PARTE REEXAMINATION CERTIFICATE (7454th)**

United States Patent
Callaghan et al.

(10) **Number:** **US 6,058,304 C1**
(45) **Certificate Issued:** **Apr. 13, 2010**

- (54) **DATA ENTRY SYSTEMS**
- (75) Inventors: **Francis John Callaghan**, St. Helier
(GB); **Paul Marshall Doran**, St. Helier
(GB); **Gary Douglas Robb**, St. Brelades
(GB)
- (73) Assignee: **Dataquill Limited**, Tortola (VG)

3,906,166 A	9/1975	Cooper
3,956,740 A	5/1976	Jones et al.
4,004,133 A	1/1977	Hannan et al.
4,016,542 A	4/1977	Azure
4,071,697 A	1/1978	Bushnell et al.
4,153,937 A	5/1979	Poland
4,241,409 A	12/1980	Nolff
4,251,798 A	2/1981	Swartz et al.
RE30,671 E	7/1981	Poland

Reexamination Request:

No. 90/008,340, Jan. 25, 2007

(Continued)

Reexamination Certificate for:

Patent No.: **6,058,304**
Issued: **May 2, 2000**
Appl. No.: **08/619,682**
Filed: **May 23, 1996**

FOREIGN PATENT DOCUMENTS

DE	2739157 A1	3/1979
DE	A-3814728 A1	11/1989
DE	A-4109482 A1	9/1992
EP	0094571 A3	11/1983
EP	0 149 762 A1	7/1985

Certificate of Correction issued Dec. 4, 2001.

(Continued)

- (22) PCT Filed: **Sep. 27, 1994**
- (86) PCT No.: **PCT/GB94/02101**
§ 371 (c)(1),
(2), (4) Date: **May 23, 1996**

OTHER PUBLICATIONS

EO 440, <http://www.utexas.edu/ftp/microlib/eo/html/EO440-880.html>, dated 'Jul. 10, 2009', 3 pages.

(Continued)

- (87) PCT Pub. No.: **WO95/10818**
PCT Pub. Date: **Apr. 20, 1995**

Primary Examiner—Roland G Foster

(57)

ABSTRACT

A data entry system includes a hand held data entry unit having a reading sensor for sensing commands and/or data, rewritable storage for storing information relating to selectable items, a controller (a microprocessor or other processing circuitry) and a display screen for displaying a user readable representation of the commands and/or stored information for a selected item, and a telecommunication interface for the telephonic transmission of information relating to a selected item or items from the storage to a remote processing center and for the telephonic information relating to selectable items from the remote processing center to the storage. Preferably a telecommunications interface is provided in the hand held unit for cellular or other wireless telephony systems. The hand held unit can be configured to combine the data entry functions with those of audio telephony.

- (30) **Foreign Application Priority Data**

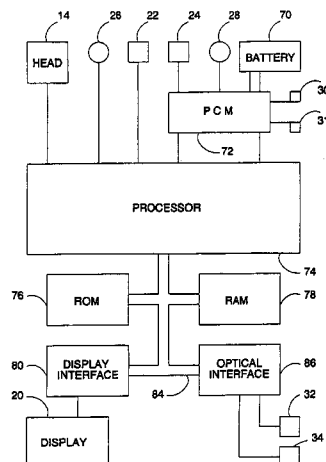
Oct. 13, 1993 (GB) 9321133

- (51) **Int. Cl.**
G06K 17/00 (2006.01)
G06K 7/10 (2006.01)
- (52) **U.S. Cl.** **455/422.1**; 235/375; 235/380;
235/462.46; 235/472.02
- (58) **Field of Classification Search** None
See application file for complete search history.

- (56) **References Cited**

U.S. PATENT DOCUMENTS

3,810,101 A 5/1974 Avery



US 6,058,304 C1

Page 2

U.S. PATENT DOCUMENTS

4,279,021	A	7/1981	See et al.	4,972,457	A	11/1990	O'Sullivan
4,295,181	A	10/1981	Change et al.	4,974,170	A	11/1990	Bouve et al.
4,399,331	A	8/1983	Brown et al.	4,983,318	A	1/1991	Matsumoto et al.
4,415,065	A	11/1983	Sandstedt	4,991,197	A	2/1991	Morris
4,482,802	A	11/1984	Aizawa et al.	4,991,199	A	2/1991	Parekh et al.
4,490,853	A	12/1984	Nally et al.	4,995,402	A	2/1991	Smith
4,503,288	A	3/1985	Kessler	5,003,164	A	3/1991	Barkan
4,545,023	A	10/1985	Mizzi et al.	5,003,472	A	3/1991	Perrill
4,569,421	A	2/1986	Sandstedt	5,008,927	A	4/1991	Weiss et al.
4,575,621	A	3/1986	Dreifus et al.	5,008,952	A	4/1991	Davis et al.
4,587,630	A	5/1986	Straton et al.	5,019,764	A	5/1991	Chang
4,591,974	A	5/1986	Dornbush et al.	5,019,974	A	5/1991	Beckers
4,607,156	A	8/1986	Koppelaar et al.	5,020,090	A	5/1991	Morris
4,621,189	A	11/1986	Kumar et al.	5,020,135	A	5/1991	Kasparian et al.
4,622,437	A	11/1986	Bloom et al.	5,021,640	A	6/1991	Muroi
4,653,086	A	3/1987	Laube	5,021,642	A	6/1991	Chadima, Jr. et al.
4,654,514	A	3/1987	Watson et al.	5,023,438	A	6/1991	Wakatsuki et al.
4,654,867	A	3/1987	Labeledz et al.	D317,910	S	7/1991	Hawkins et al.
4,697,281	A	9/1987	O'Sullivan	5,029,183	A	7/1991	Tymes
4,706,090	A	11/1987	Hashiguchi et al.	5,031,098	A	7/1991	Miller et al.
4,712,242	A	12/1987	Rajasekaran et al.	5,031,119	A	7/1991	Dulaney et al.
4,724,521	A	2/1988	Carron et al.	5,046,082	A	9/1991	Zicker et al.
4,725,694	A	2/1988	Auer et al.	5,046,084	A	9/1991	Barrett et al.
4,725,977	A	2/1988	Izumi et al.	5,047,614	A	9/1991	Bianco
4,731,726	A	3/1988	Allen	5,047,617	A	9/1991	Shepard et al.
4,734,858	A	3/1988	Schlaflly	5,055,660	A	10/1991	Bertagna et al.
4,757,022	A	7/1988	Shults	5,059,778	A	10/1991	Zouzoulas et al.
4,760,387	A	7/1988	Ishii	5,065,003	A	11/1991	Wakatsuki et al.
4,775,928	A	10/1988	Kendall et al.	5,067,164	A	11/1991	Denker et al.
4,776,003	A	10/1988	Harris	5,068,838	A	11/1991	Klausner et al.
4,777,646	A	10/1988	Harris	5,070,536	A	12/1991	Mahany et al.
4,785,420	A	11/1988	Little	5,075,538	A	12/1991	Swartz et al.
4,800,255	A	1/1989	Imran	5,077,784	A	12/1991	Fujita et al.
4,800,505	A	1/1989	Axelrod et al.	5,080,456	A	1/1992	Katz et al.
4,803,652	A	2/1989	Maeser et al.	5,081,343	A	1/1992	Chadima, Jr. et al.
4,805,134	A	2/1989	Calo et al.	5,095,197	A	3/1992	Chadima, Jr. et al.
4,806,742	A	2/1989	Swartz et al.	5,095,503	A	3/1992	Kowalski
4,812,843	A	3/1989	Champion et al.	5,095,538	A	3/1992	Durboraw
4,816,660	A	3/1989	Swartz et al.	5,100,098	A	3/1992	Hawkins
4,816,904	A	3/1989	McKenna et al.	5,101,439	A	3/1992	Kiang
4,823,311	A	4/1989	Hunter et al.	5,103,080	A	4/1992	Barkan
4,825,057	A	4/1989	Swartz et al.	5,107,100	A	4/1992	Shepard et al.
4,831,647	A	5/1989	D'Avello et al.	5,110,226	A	5/1992	Sherman et al.
4,835,372	A	5/1989	Gombrich et al.	5,111,498	A	5/1992	Guichard et al.
4,835,374	A	5/1989	Swartz et al.	5,117,098	A	5/1992	Swartz
4,837,800	A	6/1989	Freeburg et al.	5,122,914	A	6/1992	Hanson
4,845,350	A	7/1989	Shepard et al.	5,123,064	A	6/1992	Hacker et al.
4,845,658	A	7/1989	Gifford	5,125,039	A	6/1992	Hawkins
4,845,740	A	7/1989	Tokuyama et al.	5,126,545	A	6/1992	Barkan
4,850,003	A	7/1989	Huebeck et al.	5,127,041	A	6/1992	O'Sullivan
4,850,009	A	7/1989	Zook et al.	5,128,776	A	7/1992	Scorse et al.
4,857,713	A	8/1989	Brown	5,130,520	A	7/1992	Shepard et al.
4,882,757	A	11/1989	Fisher et al.	5,133,076	A	7/1992	Hawkins et al.
4,885,574	A	12/1989	Negishi et al.	5,133,081	A	7/1992	Mayo
4,885,580	A	12/1989	Noto et al.	RE34,034	E	8/1992	O'Sullivan
4,887,265	A	12/1989	Felix	5,136,147	A	8/1992	Metlitsky et al.
4,894,523	A	1/1990	Chadima, Jr. et al.	5,138,140	A	8/1992	Siemiatkowski et al.
4,896,026	A	1/1990	Krichever et al.	5,142,550	A	8/1992	Tymes
4,897,532	A	1/1990	Swartz et al.	5,144,119	A	9/1992	Chadima, Jr. et al.
4,907,264	A	3/1990	Seiler et al.	5,144,121	A	9/1992	Chadima, Jr. et al.
4,914,732	A	4/1990	Henderson et al.	5,157,687	A	10/1992	Tymes
4,916,411	A	4/1990	Lymer	5,161,248	A	11/1992	Bertiger et al.
4,916,441	A	4/1990	Gombrich	5,168,148	A	12/1992	Giebel
4,924,462	A	5/1990	Sojka	5,171,977	A	12/1992	Morrison
4,927,986	A	5/1990	Daly	5,173,691	A	12/1992	Sumner
4,928,300	A	5/1990	Ogawa et al.	5,182,441	A	1/1993	Chadima, Jr. et al.
4,947,028	A	8/1990	Gorog	5,184,314	A	2/1993	Kelly et al.
4,961,043	A	10/1990	Koenck	5,187,353	A	2/1993	Metlitsky et al.
4,965,821	A	10/1990	Bishop et al.	5,187,355	A	2/1993	Chadima, Jr. et al.
4,969,830	A	11/1990	Daly et al.	5,187,356	A	2/1993	Chadima, Jr. et al.
				5,187,805	A	2/1993	Bertiger et al.

US 6,058,304 C1

Page 3

5,189,287	A	2/1993	Parienti	5,339,239	A	8/1994	Manabe et al.
5,189,291	A	2/1993	Siemiatkowski	5,340,978	A	8/1994	Rostoker et al.
5,189,356	A	2/1993	Rovner	5,345,071	A	9/1994	Dumont
5,189,632	A	2/1993	Paajanen et al.	5,347,115	A	9/1994	Sherman et al.
5,195,130	A	3/1993	Weiss et al.	5,347,632	A	9/1994	Filepp et al.
5,195,183	A	3/1993	Miller et al.	5,349,678	A	9/1994	Morris et al.
5,196,683	A	3/1993	Marom et al.	5,353,331	A	10/1994	Emery et al.
5,198,651	A	3/1993	Barkan et al.	5,353,334	A	10/1994	O'Sullivan
5,200,913	A	4/1993	Hawkins et al.	5,359,182	A	10/1994	Schilling
5,201,067	A	4/1993	Grube et al.	5,363,031	A	11/1994	Miller et al.
5,202,825	A	4/1993	Miller et al.	5,367,563	A	11/1994	Sainton
5,208,446	A	5/1993	Martinez	5,368,562	A	11/1994	Blomquist et al.
5,212,628	A	5/1993	Bradbury	5,369,260	A	11/1994	Schuessler
5,216,233	A	6/1993	Main et al.	5,371,348	A	12/1994	Kumar et al.
5,218,187	A	6/1993	Koenck et al.	5,371,858	A	12/1994	Miller et al.
5,218,188	A	6/1993	Hanson	5,379,057	A	1/1995	Clough et al.
5,218,191	A	6/1993	Chadima, Jr. et al.	5,392,447	A	2/1995	Schlack et al.
5,221,838	A	6/1993	Gutman et al.	5,400,068	A	3/1995	Ishida et al.
5,222,138	A	6/1993	Balabon et al.	5,401,944	A	3/1995	Bravman et al.
5,225,822	A	7/1993	Shiraishi	5,402,117	A	3/1995	Zijderhand
5,227,614	A	7/1993	Danielson et al.	5,406,491	A	4/1995	Lima
5,227,802	A	7/1993	Pullman et al.	5,408,250	A	4/1995	Bier
5,227,863	A	7/1993	Bilbrey	5,410,141	A	4/1995	Koenck et al.
5,233,172	A	8/1993	Chadima, Jr. et al.	5,412,417	A	5/1995	Tozuka
5,233,502	A	8/1993	Beatty et al.	5,412,660	A	5/1995	Chen
5,241,488	A	8/1993	Chadima, Jr. et al.	5,418,560	A	5/1995	Yasuda
5,243,452	A	9/1993	Baur	5,418,812	A	5/1995	Reyes et al.
5,247,162	A	9/1993	Swartz et al.	5,424,524	A	6/1995	Ruppert et al.
5,248,929	A	9/1993	Burke	5,425,077	A	6/1995	Tsoi
5,249,218	A	9/1993	Sainton	5,426,594	A	6/1995	Wright et al.
5,250,789	A	10/1993	Johnsen	5,434,994	A	7/1995	Shaheen et al.
5,250,792	A	10/1993	Swartz et al.	5,436,654	A	7/1995	Boyd
5,258,606	A	11/1993	Chadima, Jr. et al.	5,436,954	A	7/1995	Nishiyama et al.
5,260,697	A	11/1993	Barrett et al.	5,442,541	A	8/1995	Hube et al.
5,266,787	A	11/1993	Mazz et al.	5,442,783	A	8/1995	Oswald et al.
5,272,323	A	12/1993	Martino	5,444,763	A	8/1995	Lazaridis et al.
5,272,353	A	12/1993	Barkan et al.	D363,281	S	10/1995	Buhrmann
5,278,487	A	1/1994	Koenck	5,457,629	A	10/1995	Miller et al.
5,280,498	A	1/1994	Tymes et al.	5,463,305	A	10/1995	Koenck
5,288,985	A	2/1994	Chadima, Jr. et al.	5,463,547	A	10/1995	Markowitz et al.
5,289,378	A	2/1994	Miller et al.	5,465,207	A	11/1995	Boatwright et al.
5,294,782	A	3/1994	Kumar	5,465,401	A	11/1995	Thompson
5,294,784	A	3/1994	Tooley et al.	5,467,403	A	11/1995	Fishbine
5,295,014	A	3/1994	Toda	5,468,947	A	11/1995	Danielson et al.
5,297,216	A	3/1994	Sklarew	5,468,949	A	11/1995	Swartz et al.
5,301,222	A	4/1994	Fujiwara	5,475,375	A	12/1995	Barrett et al.
5,302,813	A	4/1994	Goren	5,477,042	A	12/1995	Wang
5,303,288	A	4/1994	Duffy et al.	5,478,998	A	12/1995	Charych et al.
5,306,899	A	4/1994	Marom et al.	5,479,441	A	12/1995	Tymes
5,307,263	A	4/1994	Brown	5,485,370	A	1/1996	Moss et al.
5,307,497	A	4/1994	Feigenbaum et al.	5,485,504	A	1/1996	Ohnsorge
5,308,966	A	5/1994	Danielson et al.	5,485,505	A	1/1996	Norman
5,309,500	A	5/1994	Koma et al.	5,491,507	A	2/1996	Umezawa et al.
5,313,051	A	5/1994	Brigida et al.	5,493,199	A	2/1996	Koenck et al.
5,313,053	A	5/1994	Koenck et al.	5,497,339	A	3/1996	Bernard
5,317,691	A	5/1994	Traeger	5,504,595	A	4/1996	Marom et al.
5,319,548	A	6/1994	Germain	5,508,599	A	4/1996	Koenck
5,322,991	A	6/1994	Hanson	5,517,434	A	5/1996	Hanson et al.
5,324,922	A	6/1994	Roberts	5,519,205	A	5/1996	Rostoker et al.
5,324,925	A	6/1994	Koenck et al.	5,519,577	A	5/1996	Dudas et al.
5,327,308	A	7/1994	Hanson	5,522,089	A	5/1996	Kikinis et al.
5,331,136	A	7/1994	Koenck et al.	5,526,481	A	6/1996	Parks et al.
5,331,137	A	7/1994	Swartz	5,528,266	A	6/1996	Arbeitman et al.
5,331,580	A	7/1994	Miller et al.	5,528,285	A	6/1996	Morikawa et al.
5,333,116	A	7/1994	Hawkins et al.	5,528,621	A	6/1996	Heiman et al.
5,333,176	A	7/1994	Burke et al.	5,530,754	A	6/1996	Garfinkle
5,334,824	A	8/1994	Martinez	5,537,608	A	7/1996	Beatty et al.
5,335,170	A	8/1994	Petteruti et al.	5,541,398	A	7/1996	Hanson
5,335,276	A	8/1994	Thompson et al.	5,543,588	A	8/1996	Bisset et al.
5,337,346	A	8/1994	Uchikura	5,546,538	A	8/1996	Cobbley et al.
5,337,358	A	8/1994	Axelrod et al.	5,550,646	A	8/1996	Hassan et al.

Page 4

5,550,715 A	8/1996	Hawkins	6,330,618 B1	12/2001	Hawkins et al.
5,550,754 A	8/1996	McNelley et al.	6,343,318 B1	1/2002	Hawkins et al.
5,553,312 A	9/1996	Gatley et al.	6,366,935 B2	4/2002	Hawkins et al.
5,555,443 A	9/1996	Ikehama	6,371,081 B1	4/2002	Hawkins et al.
5,555,459 A	9/1996	Kraus et al.	D457,162 S	5/2002	Hawkins et al.
5,568,536 A	10/1996	Tiller et al.	D457,526 S	5/2002	Hawkins et al.
5,579,489 A	11/1996	Dornier et al.	6,388,870 B1	5/2002	Canova, Jr. et al.
5,579,535 A	11/1996	Orlen et al.	6,388,877 B1	5/2002	Canova, Jr. et al.
5,584,054 A	12/1996	Tyneski et al.	6,397,259 B1	5/2002	Lincke et al.
5,585,789 A	12/1996	Haneda	6,442,637 B1	8/2002	Hawkins et al.
5,590,373 A	12/1996	Whitley et al.	6,448,988 B1	9/2002	Haitani et al.
5,594,470 A	1/1997	Meyerson et al.	D466,115 S	11/2002	Hawkins et al.
5,602,854 A	2/1997	Luse et al.	D466,502 S	12/2002	Hawkins et al.
5,602,963 A	2/1997	Bissonnette et al.	D466,877 S	12/2002	Hawkins et al.
5,606,594 A	2/1997	Register et al.	D467,235 S	12/2002	Hawkins et al.
5,612,732 A	3/1997	Yuyama et al.	6,493,464 B1	12/2002	Hawkins et al.
5,617,236 A	4/1997	Wang et al.	6,516,202 B1	2/2003	Hawkins et al.
5,619,684 A	4/1997	Goodwin et al.	6,539,476 B1	3/2003	Marianetti et al.
5,625,673 A	4/1997	Grew	6,587,700 B1	7/2003	Meins et al.
5,634,080 A	5/1997	Kikinis	6,601,111 B1	7/2003	Peacock et al.
5,640,444 A	6/1997	O'Sullivan	6,671,389 B1	12/2003	Marzke et al.
5,646,389 A	7/1997	Bravman et al.	6,687,345 B1	2/2004	Swartz et al.
5,666,530 A	9/1997	Clark et al.	6,728,786 B2	4/2004	Hawkins et al.
5,668,876 A	9/1997	Falk et al.	6,755,946 B1	6/2004	Patton et al.
5,675,524 A	10/1997	Bernard	7,505,785 B2	3/2009	Callaghan
5,680,633 A	10/1997	Koenck et al.	7,139,591 C1	10/2009	Callaghan
5,694,546 A	12/1997	Reisman	2001/0007334 A1	7/2001	Wilz, Sr. et al.
5,706,290 A	1/1998	Shaw	2005/0259797 A1	11/2005	Swartz et al.
5,729,591 A	3/1998	Bailey	FOREIGN PATENT DOCUMENTS		
5,745,559 A	4/1998	Weir			
5,754,645 A	5/1998	Metroka et al.	EP	0149762 A2	7/1986
5,754,655 A	5/1998	Hughes et al.	EP	0 349 430 A2	1/1990
5,761,621 A	6/1998	Sainton et al.	EP	0 486 973 A2	5/1992
5,771,354 A	6/1998	Crawford	EP	0519838 A1	12/1992
5,793,957 A	8/1998	Kikinis et al.	EP	0 530 416 A1	3/1993
D397,679 S	9/1998	Hawkins et al.	EP	0536481 A2	4/1993
5,812,953 A	9/1998	Griffith et al.	EP	0 378 775	4/1995
5,815,142 A	9/1998	Allard et al.	EP	0 651 543 A2	5/1995
5,821,523 A	10/1998	Bunte et al.	EP	97900179.9	1/1996
5,822,230 A	10/1998	Kikinis et al.	EP	0 531 645	3/1997
5,825,732 A	10/1998	Arataki	EP	0519838 B1	4/1998
5,835,732 A	11/1998	Kikinis et al.	GB	2183071 A	5/1987
5,845,073 A	12/1998	Carlin et al.	GB	2202664 A	9/1988
5,850,358 A	12/1998	Danielson et al.	GB	2 216 319 A	10/1989
5,854,985 A	12/1998	Sainton et al.	GB	2229562 A	9/1990
5,866,888 A	2/1999	Bravman et al.	GB	2 246 491 A	9/1994
5,870,561 A	2/1999	Jarvis et al.	GB	2 289 555 A	11/1995
5,884,323 A	3/1999	Hawkins et al.	JP	01173262 A	7/1969
5,894,594 A	4/1999	Kang	JP	59 198034	11/1984
5,899,855 A	5/1999	Brown	JP	63-172558	7/1988
5,900,875 A	5/1999	Haitani et al.	JP	63311563	12/1988
5,902,988 A	5/1999	Durbin	JP	1173262	7/1989
5,932,863 A	8/1999	Rathus et al.	JP	01-276862	11/1989
5,952,998 A	9/1999	Clancy et al.	JP	01-311364	12/1989
5,969,698 A	10/1999	Richard et al.	JP	1 314462	12/1989
6,000,000 A	12/1999	Hawkins et al.	JP	03-074958	3/1991
6,006,274 A	12/1999	Hawkins et al.	JP	3-109891	5/1991
6,009,399 A	12/1999	Spille	JP	A-4-17494	1/1992
6,016,135 A	1/2000	Biss et al.	JP	4-24149	1/1992
6,058,304 A	5/2000	Callaghan et al.	JP	04024149	2/1992
6,118,939 A	9/2000	Nack et al.	JP	0438463	12/1992
6,134,453 A	10/2000	Sainton et al.	JP	05241994	9/1993
6,177,950 B1	1/2001	Robb	JP	090309	3/1994
6,192,255 B1	2/2001	Lewis et al.	JP	3-1098891	6/2008
RE37,141 E	4/2001	O'Sullivan	WO	WO 8707106 A1	11/1987
D440,542 S	4/2001	Hawkins et al.	WO	WO 89/04016 A1	5/1989
6,219,681 B1	4/2001	Hawkins et al.	WO	WO 91/00574 A1	1/1991
6,295,372 B1	9/2001	Hawkins et al.	WO	WO 92/14329 A1	8/1992
D449,283 S	10/2001	Sipher et al.	WO	WO 93/16550 A1	8/1993
6,300,946 B1	10/2001	Lincke et al.	WO	WO 93/16550	8/1993
6,317,797 B2	11/2001	Clark et al.	WO	WO 94/11967 A1	5/1994

WO WO 94/12938 6/1994

OTHER PUBLICATIONS

L. Brust et al., "Mixing Signals & Voltages on Chip", *IEEE Spectrum*, dated Aug. 1993, 4 pages, pp. 40-43.

"Cellular helps make EO's pen-based personal communication mobile", *Mobile Phone News*, Nov. 16, 1992, http://www.findarticles.com/p/articles/mi_m3457/is_n23_v10/ai_12914374/, dated 'Jul. 10, 2000', 2 pages.

J. Kaplan, "Startup—A Silicon Valley Adventure", Penguin Group, © 1994, undated, 4 pages, cover, unnumbered page, pp. 251, 250.

S. Omer, Aug. 2, 1993, "Science: A little reminder in your pocket", *The Independent*, <http://license.icopyright.net/user/viewFreeUse.act?uid=NTI0MTI0Mg%3D%D>, dated 'Jul. 10, 2009', 2 pages.

Forman & Zahorjan, "Computing Milieux, The Challenge of Mobile Computing", IEEE, [no vol. no.], © 1994, Bates Nos. RIMDQ0057331-340.

"BellSouth, IBM unveil personal communicator phone Mobile Phone News, Nov. 8, 1993", http://www.looksmart-phones.com/p/articles/mi_m3457/is_n43_v11/ai_..., pp. 1, 2, Bates Nos. RIMDQ0057550-0057551.

"IBM plans to ship Simon put on hold for time being—hand-help personal communicator Mobile Phone News, Apr. 4, 1994", http://www.findarticles.com/p/articles/mi_m3457/is_n14_v12/ai_14973288, pp. 1, 2, Bates No. RIMDQ0057552-0057553, FindArticles, © 2006.

"BellSouth puts Simon on the shelves; personal communicator five months late—BellSouth Cellular Corp—Product Announcement Mobile Phone News, Aug. 22, 1994", http://www.findarticles.com/p/articles/mi_m3457/is_n14_v12/ai_15770310, pp. 1, 2, Bates No. RIMDQ0057569-0057570, Gale Group, Copyright 2004.

"Simonizing the PDA Dec. 1994/Reviews/Simonizing the PDA BellSouth's communicative Simon is a milestone in the evolution of the PDA", <http://www.byte.com/art/9412/sec11/art3.htm>, pp. 1, 2, Bates No. RIMDQ0057571-0057574, CMP Media LLC, © 2005.

"Teklogix: Overview History" <http://www.archive.org/web/19980201192354/teklogix.com/history.htm>, pp. 1-3, Bates Nos. RIMDQ0057903-0057905.

Skopp and Kaiser, "Disconnected Operation in a Multi-User Software Environment", Columbia University Department of Computer Science, Bates Nos. RIMDQ0058940-0058947, dated Aug. 1993.

Skopp, —MS Thesis Proposal—"Process Centered Software Development on Mobile Hosts", Department of Computer Science Columbia University, Bates Nos. RIMDQ0058948-0058970, dated Oct. 11, 1993.

Baecker, Nastos, Posner, Mawby, "The User-centred Iterative Design of Collaborative Writing Software", ACM, Bates Nos. RIMDQ0059088-0059095, © 1993.

Ellis and Gibbs, "Concurrency Control in Groupware Systems", ACM, Bates Nos. RIMDQ0059096-0059104, © 1989.

Greenberg and Marwood, "Real Time Groupware as a Distributed System: Concurrency Control", ACM Press, Bates Nos. RIMDQ0059105-0059116, Proceedings of the ACM CSCW Conference on Computer Supported Cooperative Work, North Carolina, dated Oct. 22-26, 1994.

Sohlenkamp and Chwelos, "Integrating Communication, Cooperation, and Awareness: The DIVA Virtual Office Environment", ACM, Bates Nos. RIMDQ0059117-0059129, CSCW 94-10/94, NC [North Carolina], dated "Oct. 1994", © 1994.

Walker, Popek, English, Kline, Thiel, "The LOCUS Distributed Operating System", ACM, Bates Nos. RIMDQ0059165-0059186, © 1983.

Huston, Honeyman, "Disconnected Operation for AFS", CITI Technical Report 93-3, Bates Nos. RIMDQ0059187-0059196, dated Jun. 19, 1993.

Satyanarayanan, Kistler, Kumar, Okasaki, Siegel, Steere, "Coda: A Highly Available File System for a Distributed Workstation Environment", IEEE Transactions on Computers, vol. 39, No. 4, Apr. 1990, pp. 447-459, Bates Nos. RIMDQ0059197-0059209, © 1990.

Satyanarayanan, "Scalable, Secure, and Highly Available Distributed File Access", IEEE, pp. 9-20, end page, Bates Nos. RIMDQ0059215-0059226, dated May 1990, © 1990.

Kistler and Satyanarayanan, "Disconnected Operation in the Coda File System", ACM Transactions on Computer Systems, vol. 10, No. 1, Feb. 1992, pp. 3-25, Bates Nos. RIMDQ0059227-0059249, © 1992.

Kistler, "Disconnected Operation in a Distributed File System", Submitted in partial fulfillment of the requirements for the degree of Doctor of Philosophy, Bates Nos. RIMDQ0059432-0059699, Carnegie Mellon University, dated May 1993.

VTT PrintAccess PrintAccess matrix code reader status, Bates Nos. RIMDQ0059765, VTT © 2006.

VTT PrintAccess PrintAccess matrix code reader software, Bates Nos. RIMDQ0059766, VTT © 2006.

"Tekscan Radio-Linked Systems," Teklogix, Inc., Bates Nos. RIMDQ0057906-0057908, 6/89/5E.

"Tekscan 7015 'Portable' Terminal", Teklogix, Inc., Bates Nos. RIMDQ0057913-914, © 1988.

"Tecsca 9011 'MiniBase' radio link controller", Teklogix, Inc., Bates Nos. RIMDQ0057915-916, © 1989.

Warehousing 89, Material Handling Engineering, Bates Nos. RIMDQ0057917-920, © 1989.

Tekscan 8030 Series mobile "Vehicle-mounted" terminal, Teklogix, Inc., Bates Nos. RIMDQ0057921-924, © 1989.

Mobile Wireless Computing: Solutions and Challenges in Data Management, <http://citeseer.ist.psu.edu/imielenski93mobile.html>, 3 pages, dated Dec. 18, 2006.

Imielinski, T., et al., "Mobile Wireless Computing: Solutions and Challenges in Data Management," Rutgers University, Jan. 1993, report cover page with business card, report cover page, pp. 1-37, back cover page.

Imielinski, T., et al., "Mobile Wireless Computing: Solutions and Challenges in Data Management," Rutgers University, Jan. 1993, RIMDQ 08325-73, and 1 page sheet RIMDQ 08374, produced by Rim with RIMDQ 08325-73.

"AT&T EO Personal Communicator The Digital Nomad's Guide," copyright © 1993, RIMDQ 083275-551.

"The Official Guide to the Prodigy Service," © 1991, RIMDQ 084125-526.

"Teklogix 32 Bit Terminal User Manual", copyright 1993, Teklogix Inc., Mississauga, Ont., Bates Nos. RIMDQ0089999-90118.

"7000 series Teklogix," RIMDQ 0090119-124.

Stieglitz, "Industry Dynamics and Types of Market Convergence," First Draft, dated May 9, 2002, Bates Nos. RIMDQ0091160-200.

Company documents, Winfair Systems, 1992 and later, RIMDQ 0097194–234.

“Special Report, Your Electric Future,” Newsweek, Jun. 6, 1994, DQ01829–86.

Letter to R. Thonnes re Invoice to: Dataquill Limited, dated Aug. 15, 1995, Bates No. GR0001.

Letter to G. Robb from Dr K. D.R., Winton, UnivEd Technologies, dated Jun. 25, 1991, Bates No. GR0002.

Letter to G. Robb from Roland, University of Edinburg, dated Jul. 3, 1992, Bates No. GR0003.

Chassman letter to Smith, *Rim v. DataQuill Ltd.*, 5 pages, dated Jun. 24, 2008.

S. Alagar et al., Tolerating Mobile Support Station Failures, pp. 1–12, RIMDQ 0109788–109799, undated.

Citeseer search, 2 pages, RIMDQ 0109880–109801, undated.

B. Badrinath, Impact of Mobility on Distributed Computations, Operating Systems Review, 8 pages, RIMDQ 0107344–107351, Apr. 1993.

Index of Technical Reports, produced by Rim, RIMDQ 0109802–109825, pp. 1 to 24, dated Jun. 11, 2008.

“Scan Tech UK, NEC Birmingham, Jun. 16–18, 1992, Conference Proceedings, A,”; R. Long, “The Use of Issue-Specific Bar Codes for Sortation of Magazine, Periodical and Newspaper Returns,” Solent News Distributors Ltd, document undated; M. Hardy, “Case Study 1: UK’s First Port Control Radio Data Transmission System in Dock Straddle Carriers,” Belgravium Ltd, Bates Nos. RIMDQ 0098145–146, document undated; Bates Nos. RIMDQ 0098142–151.

“Scan Tech UK, NEC Birmingham, Jun. 16–18, 1992, Conference Proceedings, B,”; S. Blackmore, “Portable Data Collection: A Strategic Technology,” Symlex, document undated; C. Williets, “Portable Data Collection—Trends and Developments in Processing and Computer Products,” Mars Electronics International, document undated; B. Inall, “Data Entry Options for Portable Computers,” IBS Radix, document undated; J. Dover, “Communications Options for Portable Data Capture Units,” Symbol Technologies UK Ltd, document undated; R. Crabtree, “Portable Data Capture—Applications Opportunities,” Kings Town Photocodes Ltd, document undated; Bates Nos. RIMDQ 0098152–165.

“Scan Tech UK, NEC Birmingham, Jun. 16–18, 1992, Conference Proceedings, E,” document undated; R. Evans, “The Supplementary Coding Standards,” ANA, document undated; J. Critoph, “EAN–128, Production and Scanning,” Symbol Technologies, document undated; W. Satterthwaite, “Pallet Labels and Supplementary Coding,” Pedigree Petfoods/Mars Group, document undated; Bates Nos. RIMDQ 0098166–196.

“Scan Tech UK, NEC Birmingham, Jun. 16–18, 1992, Conference Proceedings, F,”; T. Hankins and M. Brittain, “Software Tools for ‘Fastrak’ Implementation of Automatic Data Capture Using Portable Terminals,” Alpha-Numeric Systems Plc, document undated; D. Peacock, “PDC in British Gas PLC North Eastern Warehousing,” British Gas Plc North Eastern, document undated; J. Keegan, “Total Supply Chain Management Within Health Care Supplies,” Health Care Supplies, document undated; Bates Nos. RIMDQ 0098197–204.

“Scan Tech UK, NEC Birmingham, Jun. 16–18, 1992, Conference Proceedings, G,”; A. Scorer, “Wide Area Data Capture with Particular Emphasis on the Temperature-Controlled Distribution Sector,” Securicor Datatrak Ltd, document undated; “EDI in Distribution and Transport,” document undated; P. Whitlock, “Delivering Solutions for Parcels Delivery,” Securicor Omega Express Ltd, document undated; “Video Case Study: Down the Line Bar Coding in the Supply Chain,” document undated; Bates Nos. RIMDQ 0098205–222.

“Scan Tech UK, NEC Birmingham, Jun. 16–18, 1992, Conference Proceedings, I,”; S. Jackson, “Inductive Identification System,” Peppert & Fuchs Ltd, document undated; P. Kibler, “Chips with Everything—The Datatag System,” Yamaha, document undated; B. Williams, “RFID: The Issue is Standardisation,” The Enterprise Consultancy, document undated; W. Holland, “Capture Data and Thieves with R.F.I.D.,” Smart Tag Systems Inc., document undated; Bates Nos. RIMDQ 0098223–236.

“Scan Tech UK, NEC Birmingham, Jun. 16–18, 1992, Conference Proceedings, K,”; M. Hiscox, “Radio Frequency Data Communications (RFDC),” Lex Industrial Systems Ltd, document undated; J. Bental, “Mobile Data in Automatic Identification,” RAM Mobile Data Ltd, document undated; S. Kerry, “Vendor Selection and Project Management—Radio Frequency Data Communications,” Symbol Technologies Europe, document undated; J. Tipping, “RF/DC in Action,” Process Computing Ltd, document undated; Bates Nos. RIMDQ 0098237–252.

“Scan Tech UK, NEC Birmingham, Jun. 16–18, 1992, Conference Proceedings, M,”; J. Trueman, “The Use of Bar Coding Within W. H. Smith,” W H Smith Ltd, document undated; M. Gathercole, “Warehouse Efficiency Gains from Bar Code Technology,” Tiptree Book Services, document undated; R. Webber, “Getting It Right,” Oxford University Press, document undated; B. Parratt, “PDF 417 in the Book Trade,” Penguin Books, document undated; Bates Nos. RIMDQ 0098253–261.

“Scan Tech UK, NEC Birmingham, Jun. 16–18, 1992, Conference Proceedings, N,”; A. Furness, “Technological Change and Emergent Opportunities in Automatic Identification,” Electronic Engineering Group, document undated; R. Noyau, “High Coercivity Magnetic Stripe Cards,” Electronic Engineering Group, document undated; N. Weston, “Managing New Technology,” Strategic Renewal Group, document undated; D. O’Dea, “The Dotcode—An Alternative Identification System,” Electronic Automation Ltd, document undated; S. Hancock, “A Neural Network System: Applications in Pattern Recognition,” Neural Technologies Limited, document undated; Bates Nos. RIMDQ 0098262–281.

“Scan Tech UK, NEC Birmingham, Jun. 16–18, 1992, Conference Proceedings, O,”; T. Dunn, “Bureau Services in Relation to Auto ID,” ESP Security Print, document undated; B. Levin, “Quality Improvements in Industrial Ink Jet Bar Coding,” Elmjet Limited, document undated; A. Walter, “Guidelines for Effective Implementation of Label-Based Auto ID Systems,” Avery Dennison, document undated; D. Jones, “P.S.A. Protecting Your Investment,” Printonix (UK), document undated; G. Cunningham, “Anti-Counterfeiting System Developed by Stampiton Microtrace,” Stampiton Microtrace, document undated; P. Manser, “Patient Case Notes: A Suitable Case for Treatment,” Royal Brompton National Heart and Lung Hospitals SHA, document undated; Bates Nos. RIMDQ 0098282–296.

"IBM 9075 PCRadio, A rugged handheld system for wireless communications and control," International Business Machines, copyright 1992, Bates Nos. RIMDQ 0098297-300.

"IBM Canada Sells Wireless Data Network to Bell-Ardis: Announces Availability of New PCRadio, Montreal, Feb. 4, 1992," Bates No. RIMDQ 0098301.

GB 2 282 906 B, dated Nov. 6, 1996, UK, Bates Nos. RIMDQ 0103420-0103453.

GB 2 282 907 B, dated Feb. 28, 1996, UK, Bates Nos. RIMDQ 0103453-0103497.

A. Alber, "Interactive Computer Systems, Videotex and Multimedia," Plenum Press, copyright 1993, public version, Bates Nos. RIMDQ 0103511-952.

"TMS320C4x User's Guide, 1991 Digital Signal Processing Products," Texas Instruments Incorporated, copyright 1991, Bates Nos. RIMDQ 0103953-4817.

Cover and table of contents of Industrial Engineering magazine, Institute of Industrial Engineers, copyright 1992, T. Miller, "More than just listening to the customer, Industrial Engineering, Jan. 92," Bates Nos. RIMDQ 0106379-82.

Cover and table of contents of Controls & Systems magazine, Penton Publishing Inc., copyright 1991, R. Eckles, "Move data fast with RF data communication, Controls & Systems, Jun. 1992," Bates Nos. RIMDQ 010638-387.

Cover and table of contents of Quality Progress magazine, American Society for Quality Control, Inc., copyright 1993, K. Wacker, "Uncommon common sense, Quality Progress, Jul. 1993," pp. 97-98, 100, "The Role of the forecasting TQC team, Quality Progress, Jul. 1993," p. 99, Bates Nos. RIMDQ 0106388-93.

"Intel Product Guide", Intel Corporation, copyright 1989, public version, Bates Nos. RIMDQ 0107116-294.

Cover and table of contents of Operating Systems Review magazine, Association for Computing Machinery Special Interest Group on Operating Systems, document dated Apr. 1993, Badrinath et al., "Impact of mobility on distributed computations," document undated, Bates Nos. RIMDQ 0107344-351.

"CCD The Solid State Imaging Technology," Fairchild USA CCD Division, copyright 1981, Bates Nos. RIMDQ 0107440-603.

"Scan Tech UK, NEC Birmingham, Jun. 16-18, 1992, Conference Proceedings, D"; H. Bendell, "Production Control," S B Electronic Systems Limited, document undated; S. Greasley, "Tough Environments—Tougher Bar Codes," RM Scantag, document undated; G. Hammond, "Business Excellence: Issues Not Acronyms," MRP Ltd, document undated; K. Ridgway, "The Use of Auto Identification in a Manufacturing Environment," Department of Mechanical and Process Engineering, document undated; J. Plimmer, "Quality Improvements in W.I.P. Information," Kenrick & Jefferson, document, undated; Bates No. RIMDQ 0108233-246.

"Scan Tech UK, NEC Birmingham, Jun. 16-18, 1992, Conference Proceedings, L"; Bates No. RIMDQ 0108247-257.

"Scan Tech UK, NEC Birmingham, Jun. 16-18, 1992, Conference Proceedings, H"; P. Chartier, "The Integration of Bar Coding and EDI," Praxis Consultants, document undated; P. Barbier, "Odette and EDI," BPCC Numeric Arts Ltd, document undated; Bates No. RIMDQ 0108258-273.

"Advanced Micro Devices, Flash Memory Products 1992/1993 Data Book/Handbook," copyright 1992, Bates Nos. RIMDQ 0108461-9008.

Documents of Jan Orkisc, 64 pages, Bates Nos. OKK001-064.

The Herald, Scotland, Aug. 25, 1992, Bates Nos. RIMDQ 0083030-75.

C.J. Date, "An Introduction to Database Systems", excerpts, Copyright 1977, Bates Nos. RIMDQ 110694-751.

"Always in Touch: The EO Personal Computer 440", undated, Bates Stamped p. HSD0004018.

EO, Inc., Letter to D. Beaufait, California Wireless, Inc., Mar. 22, 1993, "Own Your Own Personal Communicator 440", Bates Stamped pp. HSD0004019-4020.

GO Corporation, "Penpoint Communications Technology Benefits Study", Draft Discussion Outline, Nov. 12, 1992, Bates Stamped pp., HSD0004021-4066.

EO, Inc., "Industry Briefing EO, AT&T, Matsushita and Marubeni" Oct. 1, 1992, Bates Stamped pp. HSD004067-4116.

EO, Inc., "Personal Communicators At-a-Glance", undated, Bates Stamped pp. HSD0004117-4119.

EO, Inc., "Software Vendors Rally Around EO Personal Communicators", Nov. 4, 1992, Bates Stamped pp. HSD0004120-4122.

"AT&T Easylink Services", undated, Bates Stamped pp. HSD0004123-4124.

GO Corporation, "GO Corp. Announces PenPoint for Hobbit, GO Message Center, and GO Faz on will be available on EO Personal Communicator", Nov. 4, 1992, Bates Stamped pp. HSD0004125-4126.

Pensoft Corporation, "Pensoft Corporation Announces Personal Perspective built into every EO Personal Communicator", Nov. 4, 1992, Bates Stamped pp. HSD0004127-4128.

Notable Technologies, Inc., "Notable Technologies Announces Support for EO: will Produce Applications for Personal Communicators", Nov. 4, 1992, Bates Stamped pp. HSD0004129-4130.

Sitka Corporation, "EO Selects Sitka's Mobile Networking Solutions for New Line of Personal Communicators", Nov. 4, 1992, Bates Stamped pp. HSD0004131-4133.

Penmagic Software Inc., "PenMagic Announces Support for EO Personal Communicators and Hobbit Platform", Nov. 4, 1992, Bates Stamped pp. HSD0004134-4135.

Ink Development Corporation, "Ink Development Announces InkWare™ NoteTaker for EO Personal Communicators", Marked "For Release Nov. 4, 1992", Bates Stamped pp. HSD0004136-4137.

Slate Corporation, Slate Announces Port of PenApps™, Nov. 4, 1992, Bates Stamped pp. HSD0004138-4139.

EO, "Market Convergence", undated, Bates Stamped p. HSD0004140.

EO, "Market Evolution for Personal Communicators", undated, Bates Stamped p. HSD0004141.

EO, Inc., "EO Unveils World's First Personal Communicator's", Nov. 4, 1992, Bates Stamped pp. HSD0004142-4145.

"Introducing the EO Personal Communicator", undated, oversize page, Bates Stamped p. HSD0004146.

American Programmer, Inc., "American Programmer", Dec. 1991, Bates Stamped pp. HSD0004147-00004178.

EO Inc., "AT&T EO Personal Communicator", "Third Party Product and Services Catalog", Fall 1993, Bates Stamped pp. HSD0004179-0004204.

EO, Inc., "Exactly what is an EO", pamphlet, oversized pages, Bates Stamped pp. HSD0004205-4206.

- "Communication—Anytime, Anywhere", undated, Bates Stamped p. HSD0004207.
- EO, Inc., "Lookup Guide to the EO Personal Communicator", Copyright 1992, 1993, Bates Stamped pp. HSD0004208–4532.
- EO, Inc., "Connecting With Your EO Cellular Module", Copyright 1992, 1993, Bates Stamped pp. HSD0004533–4574.
- EO, Inc., "Getting Started With Your EO Personal Communicator", Copyright 1992, 1993, Bates Stamped pp. HSD0004575–4657.
- EO, Inc., "The World of Messaging An Introduction to Personal Communicators", Copyright 1992, 1993, Bates Stamped pp. HSD0004658–4731.
- EO, Inc., The AT&T EO Travel Guide, Ken Maki, Copyright 1993, Bates Stamped pp. HSD0004732–5290.
- AT&T, "High-speed cellular modem for laptops from Paradyne and Nokia", "For Release" Feb. 23, 1993, Bates Stamped pp. HSD0009580–9581.
- AT&T, "AT&T, Go, PenStuff, Trimble make 'personal navigators'", "For Release" Jun. 29, 1993, Bates Stamped pp. HSD0009582–9584.
- AT&T, "AT&T and EO lower prices for personal communicators", "For Release" Sep. 16, 1993, Bates Stamped pp. HSD0009585–9586.
- AT&T, "EO, Inc., will become AT&T's personal communicator company", "For Release" Jun. 1, 1993, Bates Stamped pp. HSD0009587–9589.
- Internet: "Chronology of Handheld Computers", 1993–1996, Ken Polson, Copyright 2001–2002, Bates Stamped pp. HSD0012760–0012762.
- Internet: "Chronology of Hand Held Computers Sources used for information", undated, Bates Stamped pp. HSD0012763–0012764.
- Internet: "Chronology of Handheld Computers", 1972–1992, Ken Polson, Copyright 2001–2002, Bates Stamped pp. HSD0012765–0012768.
- Internet: "Evolving PDAs", undated, no author, Bates Stamped p. HSD0012769.
- Internet: From On the Go Magazine, Sep. 8, 1993: "Wireless Newton Technology Goes to Work", Copyright 1993, David McNeill, Bates Stamped pp. HSD0012770–0012771.
- Internet: From On the Go Magazine, Oct. 13, 1993: "Newton Notes Messaging Card and NewtonMail: We Pick up and deliver", Copyright 1993, David McNeill, Bates Stamped pp. HSD0012772–0012773.
- Internet: "Concept development for LCD-Applied Products", notation "(Received Oct. 7, 1997)" on p. 7, Hideki Atarashi and Toshifumi Mizobata, Bates Stamped pp. HSD0012774–0012780.
- Internet: "NCR cuts price of 3170 notebook computer 11 to 19 percent", AT&T News Release, "for release Monday Mar. 8, 1993", Bates Stamped pp. HSD0012781–0012782.
- EO Incorporated, "EO Cellular Module Programming Instructions for Cellular Service Providers and Resellers", May 13, 1993, Bates Stamped pp. HSD0013223–0013233.
- EO(?), page copies "Electronic Serial Number (ESN)", "EO Phone", "Authorized Dealer", "Wireline vs. non-Wireline Provider", all undated, Bates Stamped pp. HSD0013234–0013237.
- Individual, Inc., "HeadsUp™ Just the News You Need, Delivered Every Morning to Your AT&T EO Personal Communicator™", undated, Bates Stamped pp. HSD0013238–0013246.
- EO, Inc., "EO Personal Communicator 440/880 *Technical Note*No. 3011, Installing the EO Update 2B on your EO", "TN Date: Dec. 2, 1993", Bates Stamped pp. HSD0013247–0013254.
- EO Customer Services, "Tips from our Users", date unclear, Bates Stamped p. HSD0013255.
- EO Customer Services, "Tips from our Users", Jun. 9, 1993, Bates Stamped p. HSD0013256.
- Symbol Technologies Incorporated, Operator's Guide LRT 3270, Apr. 1992, Bates Stamped pp. SYM00001–00002.
- Symbol Technologies Incorporated, "Operator's Guide LRT 46-key 3270 Emulation", Sep. 1992, Bates Stamped pp. SYM00003–00004.
- Symbol Technologies Incorporated, "Operator's Guide LRT 46-key 5250 Emulation", Copyright 1992, Bates Stamped pp. SYM00005–00006.
- Symbol Technologies Incorporated, "Series 3800 Portable Terminal User's Guide", Oct. 1992, Bates Stamped pp. SYM00007–00008.
- Internet: Symbol Technologies Incorporated, "PPT 4100 Series Portable Pen Terminals With Integrated Scanner", Copyright 1994, Bates Stamped pp. SYM00009–00012.
- Internet: Symbol Technologies Incorporated, "LRT 3805 Laser Data and LRT 3800 Laser Radio Terminal Series, Integrated Wireless Data Transaction for Scan-Intensive Applications", no Copyright date, Bates Stamped pp. SYM00013–00014.
- Symbol Technologies Incorporated, Series 3800 Portable Terminal User's Guide, Copyright 1992, Bates Stamped pp. SYM00015–00016.
- Symbol Technologies Incorporated, "User's Guide Cradle Base Unit 3865", Copyright 1991, Bates Stamped pp. SYM00047–00052.
- Symbol Technologies Incorporated, "Spread Spectrum Technology, Monograph 7", Fred P. Heiman, Jun. 1991, Bates Stamped pp. SYM00235–00254.
- Symbol Technologies Incorporated, "Plain Talk About Spectrum One™", Copyright 1991, Bates Stamped pp. SYM00255–00298.
- "*Lotus Sees Software Integration Rise Systems & Network Integration*," Excerpt from News Brief (unknown source), Mar. 16, 1992, p. 6.
- "*IBM's TouchMobile Helps Field Workers Collect Data at the Touch of a Finger*", Pr newswire Jan. 26, 1993, 20/04/00, on the Web at www.datastarweb.com, 3 pgs.
- Lotus Notes User's Guide, (1989), cover pg., copyright pg. iii–ix, pp. 1–1 to 1–4, pp. 9–1 to 9–17.
- "*TouchMobile Solution for Data Capture and Communication*", IBM, 1–93, 13 pgs.
- IBM TouchMobile Information and Planning Guide, IBM, Mar. 1993, cover pg., copyright pg., pp. iii–vii, pp. 1 to 11, 2 comment pgs., 2 ending pgs.
- "*Mobile Communications*", Informa Publishing Group, Plc., Jul. 29, 1993, 3 pgs. (unnumbered).
- "*Apple Reports Strong Early Newton Sales*", United Press International, Sep. 2, 1993, 2 pgs. (unnumbered).
- "*The EO 440 and EO 880, Paradigms for Personal Communications*", Smart Computing—editorial, vol. 4 issue 9, Sep. 1993, Internet article, copyright 2001, pgs. Nos. 1–4.
- Documents pgs. Nos. 442–445 with pg. leading "*Using the EO as a Fax and EO Phone*", (unknown source document).
- EO, Inc. Brochure, "It's Like Nothing Else", undated, Bates Stamped pp. HSD0014722–14729.

- GO Corporation, "At Last Technology Harnesses One of the Most Powerful Forces Known to Man," copyright 1991, Bates Stamped pp. HSD0014708-0014721.
- GO Corporation, "Information Statement", 1993, Bates Stamped pp. HSD0014730-0014947.
- Carr, R., "The Point of the Pen", *Byte*, Feb. 1991, Bates Stamped pp. HSD0014696-0014707.
- Schlender, B., "Hot New PCs That Read Your Writing", *Fortune*, 1991, Bates Stamped pp. HSD0014690-0014695.
- Intel Corporation, "80C31BH/80C51BH/87C51 MCS® 51 CHMOS Single-Chip 8-Bit Microcontroller", Copyright 1995, (16 pages).
- GO Corporation, "Technical Paper Series: The GO Message Center", 1992, Bates Stamped pp. CHEPONIS 000052-000081.
- "Wireless for the Corporate User", Jun. 1993, Bates Stamped pp. CHEPONIS 000082-000148.
- GO Corporation, "Getting Started with EO Personal Communicator", Copyright 1993, Bates Stamped pp. CHEPONIS 000152-000233.
- GO Corporation, "Lookup Guide to the EO Personal Communicator", Copyright 1993, Bates Stamped pp. CHEPONIS 000234-000557.
- GO Corporation, "The World of Messaging, An Introduction to Personal Communications", Copyright 1993, Bates Stamped pp. CHEPONIS 000558-000631.
- Photographs of an EO Personal Communicator 440, 1993, 11 pages.
- "High in Apple's Bet on PC," *The New York Times*, Jul. 30, 1993, 5 pages.
- "Pen-based Zoomer, Newton phone services highlight CES," <http://www.dialogclassic.com/main.vmgw>, Jun. 7, 1993, 2 pages.
- "Gesture Set Economics for Text and Spreadsheet Editors", Proceedings of the Human Factors Society 34th Annual Meeting, 1990, pp. 410-414.
- Lawrence Goffney Notice of Errata re Expert Report, Kyo-cera Wireless, dated Mar. 4, 2005, No. PX24-1-6.
- TREO Communicator Information, dated 2003, bates No. DQ7958-61; DQ7903-09; DQ7918; DQ7922-24; DQ7939-40; DQ7945; DQ7947; DQ7843-44; DQ7846-51; DQ7855-57; DQ7863; DQ7866-67; DQ7880-84; PX25-1 to -38.
- Excerpt from opinion, *Quantel Ltd. V. Spaceward Microsystems, Ltd.*, 1990 R.P.C. 83, 1990 WL 753823, Nos. PX26-1 to -3.
- Letter from Mr. Merrett, dated Apr. 2, 1996, Nos. PX29-1 to -2.
- Excerpts from U.S. Securities and Exchange Commission, Form 10-K/A Amendment, dated Jun. 28, 2003, Nos. PX30-1 to -2.
- Pages of "AT&T EO Personal Communicator The Digital Nomad's Guide," Copyright © 1993, bates No. KY005340-5348.
- "Ailing EO Cuts Workforce in Half," *The San Francisco Chronicle*, Mar. 10, 1994, Nos. PX39-1 to -2.
- "AT&T pulls the plug on high-tech EO," *The San Francisco Chronicle*, Jul. 28, 1994, Nos. PX39-3 to -4.
- "At&T pulls plug on ambitious EO pen-computing business," *Business Journal*, San Jose, Aug. 1, 1994, Nos. PX39-5 to -6.
- Facsimile from Mr. Robb to Mr. Ibbet re microprocessor, etc., Garry D. Robb, dated Sep. 12, 1988, bates No. KYO007130-7146.
- Automated Service System, R. Thonnes or J. Johnstone, dated Dec. 14, 1988, bates No. KYO007147-7148.
- Automated Service System—A Progress Report, R. Thonnes, dated Jun. 2, 1989, bates No. KYO007151-7153.
- Automated Service System, R. Thonnes or J. Johnstone, dated Dec. 14, 1988, bates No. KYO007149-7150.
- Note from Rainer Thonnes to Paul Doran re modifications and barcodes, Mar. 9, 1995, bates No. DQ01304-1308.
- DataQuill a report by Colin Bill and Anthony Hopkin, dated Apr. 7, 1995, bates No. DQ2018-2029; EX11-175 to -186.
- Company formation documents of Winfair Systems (Scotland) Limited, 1991, bates No. KYO006940-69; EX13-220 to -238.
- "DataQuill," Winfair Systems Limited., Scotland, 1992, bates No. DQ0900; AT000002 (produced by Alec Tait).
- Patents Status information, UK Patent Office, dated May 19, 2005; Register Entry for GB2282906, dated May 2001; Notification of Grant, The Patent Office, UK, dated Oct. 1, 1996; Request for Grant of a Patent, DataQuill Ltd., UK, dated Oct. 13, 1993m bates No. EX17-244 to -245, BIF002779-82, BIF002856-57.
- "AT&T EO 440 Personal Communicator available in Phone Centers," dated Jun. 30, 1993 and Jul. 3, 2001, bates No. EX30, BFI 001705-06.
- "Personal digital assistants win a hand," *Computer Line*, dated Sep. 28, 1993, No. EX30-368-69.
- Business*, San Diego Tribune, dated Sep. 17, 1993, No. EX30-370-71.
- Pages of "AT&T EO Personal Communicator The Digital Nomad's Guide," Copyright © 1993, Nos. EX32, EX32-374 to -395; KYO005340-5342.
- Behind the Wheel of the First Zoomer and Newton PDAs, *Byte*, Sep. 1993, bates no. EX33, KYO005919-5921.
- Advertisement, Casio Zoomer, *Los Angeles Times*, Oct. 10, 1993, bates No. EX34-399 to -401, KYO007390-91.
- "The Wireless Factor," *Byte*, Oct. 1993, bates No. KYO005890.
- "EO's Personal Communicator Ushers in a New Era," *Byte*, Mar. 1993, bates No. KYO005917.
- "State of the Art Client/Server Frees Data," *Byte*, Jun. 1993, bates No. KYO005918.
- "PDAs Arrive But Aren't Quite Here Yet," *Byte*, Oct. 1993, bates No. KYO005898-900.
- "Some Computer Science Issues in Ubiquitous Computing," pp. 75-85, *Communications of the ACM*, Jul. 1993, bates No. KYO009071-82.
- Excerpts of "IBM's Personal Computer," Que Corporation, Copyright © 1982, bates No. KYO009116-21.
- "The Complete Error Free System to Save Your Company Time and Money", Winfair Systems (Scotland) Limited, 1992, bates No. EX35-402-403; DQ00914-15; DQ00916-17; DQ02417-18; DQ020409-10; AT000003-4.
- Letter from Office of the Chief Advisor to the States, States of Jersey, Oct. 26, 1993, bates No. DQ02149-50.
- Business plan, RHS/BTS/DataQuill, bates No. DQ01969-2011.
- Memo., Communication Protocol Revised Specification of DataQuill/Computer, DataQuill, R. Thonnes, Apr. 2, 1992, bates No. DQ00331-34; DQ02405-06.
- DataQuill System I Serial and Modem Versions User Manual, DataQuill Limited, bates No. DQ02330-59.
- Dataquill User Manual, partial, bates No. DQ00544-57.

- Type Examination Certificate No. BABT/95/2886, British Approvals Board for Telecommunications, dated Aug. 21, 1995, bates No. DQ02242-44.
- Production Quality Assurance Approval No. 0736, British Approvals Board for Telecommunications, dated Jul. 31, 1995, bates No. DQ02246-47, 48.
- DataQuill Patent Protected System, DataQuill Ltd., 1995, bates No. DQ03393-94.
- "Barcode pens keep stock of business," Sunday Times, Jun. 18, 1995, bates No. DQ01159.
- "Worth Watching," Della Bradshaw, Financial Times, dated Aug. 4, 1994, bates No. DQ00377.
- "Surprise AOL Wins," Fortune, dated Mar. 30, 1998, bates No. DQ00071-79.
- Invoice re Consultancy Services of Dr R Thonnes, Department of Computer Science—Apr. & May 1993, dated Jul. 22, 1993, bates No. DQ00092.
- The Bar Code Color Book, Symbology Inc., Table 4 continued, Feb. 2, 1989, bates No. DQ01034-39.
- UPC Check Digit Calculation [etc.], Symbology Ltd, © Copyright 1991, bates No. DQ01040-46.
- PENpal, Reader Software for the Datawand Barcode, bates No. DQ01056.
- Telxon Application Story, Telxon Limited, bates Nos. DQ01760-62.
- Fax transmission, Telxon Limited, dated Jul. 7, 1993, bates No. DQ01759.
- Text systems, Text Systems Ltd, Sep. 28, 1993, bates No. DQ1889-94.
- SDT Nouveau terminal de saisie de donnees, Symbol Technologies Inc., 1990, bates No. DQ01895-96.
- PDT Plus Portable Data Collection Terminal, Symbol Technologies Inc., 1990 bates No. DQ1897-98.
- "The pen is mightier . . .", Automatic I.D. News Europe, Jun. 1995, bates No. DQ02291-92.
- Bar Code Symbolologies, pp. 11-18, 27-28, bates No. DQ02419-26, DQ02443-44.
- Telxon Portable 24-Column Microprinter, Telxon Limited, © Copyright 1984, bates No. DQ02451-52.
- "The Global System for Mobile Communication," M. Mouly, Copyright © 1992, excerpts, cover pages, pp. 67-71. Photograph, the "Dataquill" in action, Winfair Systems, bates No. ORK000001-2 (produced by Jan Orkisz).
- Notes re "Scan Tech. Jun. 23", bates No. ORK00003.
- Memo., Winfair Systems (Scotland) Limited, Feb. 26, 28, 1992, bates No. ORK00004-9.
- Memo., Winfair Systems (Scotland) Limited, 1992, bates No. ORK000010-16.
- Dataquill projected sales for 1992, Winfair Systems (Scotland) Limited, 1992, bates No. ORK00017.
- Meeting agenda, Winfair Systems (Scotland) Limited, Aug. 3, 1992, bates No. ORK000018.
- Notes, Winfair Systems (Scotland) Limited, bates No. ORK000019-20.
- Minutes of meeting held, Winfair Systems (Scotland) Limited, Jul. 14, 1992, bates No. ORK000021-22.
- Dataquill specification, Winfair Systems (Scotland) Limited, bates No. ORK000023.
- Letter to Winfair Systems (Scotland) Ltd. from Jan K. Orkisz, Winfair Systems (Scotland) Limited, Sep. 7, 1992, bates No. ORK000024.
- Overdraft guarantee, Winfair Systems (Scotland) Limited, Mar. 2, 1992, produced by Jan Orkisz.
- Share Certificate, Winfair Systems (Scotland) Limited, May 28, 1992, bates No. AT0000001.
- 1988 CCITT Blue Book, www.nmedia.net/docs/ccitt/1988, Feb. 9, 2005, bates No. KYO005562-67.
- Matrix Bar Code Symbolologies, www.aimglobal.org/amis-tore/matrixsymbolologies.htm, Mar. 23, 2004, bates No. KYO005672-74.
- "Sharp's Non-Newtonian PDA," Byte, dated Oct. 1993, bates No. KYO005884-89.
- "The future of pen computing," Byte, dated Mar. 1992, bates No. KYO005894, pp. 115-116, 118.
- "Ease of use is relative," Byte, dated Oct. 1993, bates No. KYO005901-04.
- "Rough Gems: first pen systems show promise, lack refinement," Byte, dated Apr. 1992, bates No. KYO005905-10.
- What's New Systems, Byte, dated Jan. 1992, bates No. KYO005897.
- Dataquill 1 Prototype, Winfair Systems Ltd., bates No. AT0000005.
- Memo., Requirements for Cherry International, Winfair Systems Ltd., bates No. AT0000006-07.
- Tait to Grange Galleries, Winfair Systems Ltd., Jul. 27, 1992, bates No. AT0000008-09.
- Item systems fax to Winfair Systems Ltd., Jun. 17, 1992, bates No. AT0000010.
- Fax from Jan Orkisz, Winfair Systems, Jun. 19, 1992, bates No. AT0000011.
- Brief Specification of the DataQuill, R. Thonnes, 1995 or 1996, bates No. DQ02407.
- Memo. re DataQuill specification, dated Sep. 10, 1993, bates No. DQ00094-97.
- Note from R. Thonnes to G. Robb, dated Oct. 19, 1993, bates No. DQ02088.
- Gupta carving niche in PC LAN development; local area network; Company Profile, Software Magazine, vol. 13; No. 4; p. 118, dated Mar. 1993.
- Modeling transaction integrity: how Case tools illustrate the relationships between transactions and data, computer-aided software engineering; Application Strategies; Tutorial, DBMS, vol. 6; No. 1; p. 62, dated Jan. 1993.
- Using stored procedures and triggers; Application Strategies; Tutorial, DBMS, vol. 5; No. 10; p. 66, dated Sep. 1992.
- The goal: a real network; how the testing methodology for the servers was created; includes related article on Structured Query Language Statements; What's the Right Size?, Corporate Computing, vol. 1; No. 1; p. 133, dated Jun. 1992.
- The future of pen computing, Part 2, Byte, dated Apr. 1992, bates No. KYO005891-93.
- Wireless Mobile Communications, Byte, Feb. 1993, pp. 147-154, bates No. KYO009061-67.
- Telnet protocol specification, Network Working Group, dated May 1983, bates No. KYO009044-60.
- Responsive Office Environments, Communications of the ACM, dated Jul. 1993, pp. 84-85, bates No. KYO009071-72.
- Some Computer Science Issues in Ubiquitous Computing, Communications of the ACM, dated Jul. 1993, pp. 75-84, bates No. KYO009073-82.
- One chip to bind all cell phone functions, CNET News.com, dated May 4, 2005, bates No. KYO0092326.
- The Single Chip Cellphone—Not just talk anymore, www.abiresearch.com/products/insight, dated Feb. 28, 2005, bates No. KYO009237-38.

Qualcomm announces single chip Mobile Station Modem ASIC, Business Wire, Inc., Business Wire, dated Mar. 2, 1993.

Firmware for Dataquill hand held bar code reader unit, R. Thonnes, Univ. of Edinburgh, ver. Jan. 8, 1992, KYO007016-66; ex. D-71.

Communications get personal, Byte, dated Feb. 1993, bates No. KYO005911-16, pp. 169-170, 172, 174, 176-177.

Handwritten notes, dated Apr. 26, 1993 [RT0000003; DX1952].

Letter from G. Robb to R. Thonnes re return of EPROM OTP; Fax message from Thonnes to Callaghan re contacts in Paisley, dated Jun. 8, 1993 [RT000004-RTO00005; DX 1953].

Fax message from R. Thonnes to Don Anderson (ATC Systems), dated Jan. 29, 1996 [RT000006-RTO00006; DX 1954].

Letter from P.W. Michel to R. Thonnes, dated Jan. 26, 1996 [RT000008; DX 1955].

Handwritten notes and drawings, dated Feb. 1, 1995 [RT000009-RTO00010; DX 1956].

Portions of draft article with handwritten notes, dated Feb. 29, 1995 [RT000023-RTO00026; DX 1958].

Letter from G. Robb to R. Thonnes with attached article by John Vellam, dated Mar. 3, 1995 [RT000027-RTO00032; DX 1959].

Fax from G. Robb to R. Thonnes with handwritten notes, dated Jul. 26, 1995 [RT000033-RTO00034; DX 1960].

Fax from Doran to Thonnes with attached fax from Simon Taylor to Doran (Jul. 21, 1995) re modem data throughput, dated Jul. 17, 1995 [RT000035-RTO00038; DX 1961].

Abstract re the Address Decoding Scheme used in the DataQuill Barcode Reader Pen, R. Thonnes, Nov. 1995 [RT000039-RTO00040; DX 1962].

Schematic of DataQuill CPU board, RWT, dated Feb. 1, 1995 [RT000041-RTO00043; DX 1963].

Delivery/shipping form for Pen Motherboard, ATCS, dated Jan. 9, 1995 [RT000044; DX 1964].

Fax message from R. Thonnes to Don Anderson ATCS, dated Sep. 6, 1995 [RT000045; DX 1965].

Fax message from G. Robb to R. Thonnes re questions from marketing department, DataQuill Ltd., dated Jul. 11, 1995 [RT000046; DX 1966].

Fax message from R. Thonnes to Jim Campbell, dated Aug. 29, 1995 [RT000047; DX 1967].

Memorandum, dated Aug. 1995 [RT000049; DX 1968].

List of Setups for Rockwell RC2324ACE Modem, dated Aug. 29, 1995 [RT000050; DX 1969].

Fax message from G. Robb to R. Thonnes sending modem settings on DQ, dated Aug. 3, 1995 [RT000051-RTO00052; DX 1970].

Letter from R. Thonnes to Reg Brailey, dated May 25, 1995 [RT000057-RTO00058; DX 1971].

Fax from R. Thonnes to P. Doran, DataQuill Ltd., dated Apr. 25, 1995 [RT000059; DX 1972].

Fax from P. Doran to R. Thonnes to Doran, dated Jan. 27, 1995 [RT000060-RTO00065; DX 1973].

Specification of DataQuill Computer Communications Protocol, DataQuill Ltd., R. Thonnes, dated Apr. 2, 1992 as revised in Feb. 1, 1995 [RT000066-RTO00069; DX 1974].

Note from F. Callaghan to R. Thonnes with attached letter from instaspect, DataQuill Ltd., dated Apr. 27, 1995 [RT000070-RTO00071; DX 1975].

Iceland (foods) sample bar codes, Instaspect, Ltd., dated May 3, 1995 [RT000072-RTO00074; DX 1976].

Parts list for DataQuill CPU Board, DataQuill Ltd., dated Jan. 13, 1995 [RT000075-RTO00076; DX 1977].

Letter from R. Thonnes to P. Doran, dated Mar. 9, 1995 [RT000077-RTO00078; DX 1978].

Fax message from R. Brailey to D. Anderson, ATCS, R. Thonnes re circuit diagram & short on C9, dated Feb. 27, 1995 [RT000079-RTO00082; DX1979].

Fax message from P. Doran to R. Thonnes re problems, dated Feb. 15, 1995 [RT000083-RTO00084; DX 1980].

Letter from G. Robb to R. Thonnes, dated Feb. 16, 1995 [RT000085; DX 1981].

Letter from Kim Robb to R. Thonnes, undated [RT000086; DX 1982].

Artwork/Media dispatch note, Photo Circuits art work, dated Jan. 20, 1995 [RT000087; DX 1983].

Fax message from R. Brailey to R. Thonnes re.REM G. Robb Wand PCB Rev. B 1995 Mods, dated Jan. 23, 1995 [RT000088-RTO00096; DX 1984].

Brief Specification of the DataQuill, DataQuill Ltd., dated Jan. 23, 1995 [RT000097; DX 1985].

Message to Jim from PCD Ltd., dated May 29, 1991 [RT000098-RTO00103; DX 1986].

Modem XTALS and Associated Capacitors, dated Jul. 8, 1991 [RT0000104; DX 1987].

Parts list for modem version three, dated Sep. 17, 1992 [RT000112-RTO00114; DX 1988].

Document: "DataQuill v. Kyocera, Oversized Document, Feb. 12, 1991 Handheld Unit V2B Barcode Reader sheet 1 of 2 schematic drawing" [RT000115; DX 1989].

Document: "DataQuill v. Kyocera, Oversized Document: Barcode Reader Modem Card V3 sheet 1 of 3 schematic drawing" [RT000116; DX 1990].

Document: "DataQuill v. Kyocera, Oversized Document: Barcode Reader Modem Card V3 sheet 2 of 3 schematic drawings" [RT000117; DX 1991].

Document: "DataQuill v. Kyocera, Oversized Document: Barcode Reader Modem Card Line Interface sheet 3 of 3 schematic drawing" [RT000118; DX 1992].

Document: "DataQuill v. Kyocera, Oversized Document: Schematic Drawing" [RT000119; DX 1993].

The Potential Market for the DataQuill, prepared by CIT Research for Highlands and Islands Enterprise, dated Feb. 14, 1994 [DQ01003-DQ01026; DX 1694].

Diary notes, G. Robb, dated Aug. 1992 [Def's Ex. 116 (Doran); GR0036].

Diary notes, G. Robb, dated Jan. 20, 1994 [Def's Ex. 250 (Callaghan); GR0105-106].

Diary notes, G. Robb, dated variously from May 1992 to Sep. 1995 [Def's Ex. 109 (Robb); GR006-GR0115].

Letter from Garry D. Robb to Franklin Woolfson re correspondence, DataQuill Ltd., dated Sep. 8, 1993 [DX 1653; DQ00330].

Magic Cap, *Magic Cap Means Communication*, General Magic Inc., © 1994, pp. 1-56, plus cover and two end pages. *Motorola's Envoy Personal Wireless Communicator lets you organize your life from almost anywhere . . . with no string attached*, Motorola, Inc., © 1994, two pages.

The Marco Wireless Communicator keeps you in touch, even when you're out of reach, Motorola, Inc., © 1994, two pages. *Simon Mobile Communications Made Simple*, BellSouth, (c) 1993, 11 pages.

- The GSM System for Mobile Communications A comprehensive overview of the European Digital Cellular Systems, Cell & Sys. Correspondence, © 1992, 3 cover pages, pp. 56–59, 550–565.
- Lieske, Dana, “The EO 440 and EO 880 Mobile Computing Sep. 1993—vol. 4 Issue 9,” Smart Computing, 3 pages, Copyright® 2006.
- Imielinski, T., et al., “Mobile Wireless Computing: Solutions and Challenges in Data Management,” Dept. of Computer Science, Rutgers University, 37 pages, dated.
- Sheng, S., “A Portable Multimedia Terminal for Personal Communications,” IEEE Communication Magazine, Jun. 22, 1992.
- Communication/Minutes, in EPO, 1 page, dated Jul. 18, 2006.
- LRT 3800 Laser Radio Terminal, Symbol Technologies, Inc., 2 pages, SBLP164193–194, Mar. 1991.
- “Newton A Step toward the Future,” Macworld, pp. 129–131, Aug. 1992.
- “Motorola and DataQuill Joint Statement,” Motorola, Inc./DataQuill, 1 page, Jun. 9, 2006.
- “HP and DataQuill Joint Statement,” Hewlett–Packard Co./DataQuill, p. 11, 1 page, Sep. 14, 2006.
- “RIM history,” www.rimcom, pp. 1–7, Bates Nos. RIMDQ0072665–671, Research in Motion Limited, © 2004, printout undated.
- “Motorola adds Newton technology to mobile data repertoire—Apple Computer Inc Mobile Phone News, Apr. 12, 1983,” http://www.looksmartphones.com/p/articles/mi_m3457/is_n14_v11/ai_..., pp. 12, Bates Nos. RIMDQ0072672–673, Gale Group, Copyright 2004, printout undated.
- “First-generation PDAs’ options, prices and marketing approaches differ—personal digital assistants Mobile Phone News, Aug. 30, 1993,” http://www.looksmartphones.com/p/articles/mi_m3457/is_n14_v11/ai_..., pp. 1, 2, Bates Nos. RIMDQ0072674–0072675, Copyright PBI Media 1993, Gale Group, Copyright 2004, printout undated.
- “Plugged in Sep. 1993 vol. 4 Issue 9 PDAs The newest assistants for a mobile society,” <http://www.smartcomputing.com/editorial/article.asp?article=articles/19...>, pp. 1 to 4, Bates Nos. RIMDQ0072680–683, Sandhills Publishing Company U.S.A., © 2006, printout undated.
- “MobileMath quick reference The newton math assistant”, Bates Nos. RIMDQ 0072847–848, MobileSoft Corporation, © 1993.
- “Newton fax modem handbook”, Bates Nos. RIMDQ0072849–864, Apple Computer, Inc., © 1993.
- C. Lu, “A small revolution Newton has arrived at long last”, Macworld, pp. 102–105, Sep. 1993, Bates Nos. RIMDQ0081338–341.
- L. Press, “Dynabook revisited—Portable computers past, present and future”, Communications of the ACM, vol. 35, No. 3, pp. 25–30, 32, Bates Nos. RIMDQ0081342–348.
- S. Loken, “Information technology resources assessment”, Information and Computing Science Division Lawrence Berkley Laboratory, Bates Nos. RIMDQ0081349–415, Jan. 1993.
- C. Barr, “Pen PCs”, PC Magazine, Nov. 10, 1992, pp. 175–203, Bates Nos. RIMDQ0081416–433.
- Duchamp, Feiner, Maguire, “Software technology for wireless mobile computing”, IEEE Network Magazine, Nov. 1991, pp. 12–18, Bates Nos. RIMDQ0081434–440, © 1991.
- E. Torgan, “New & improved”, PC Magazine, May 12, 1992, p. 59, Bates No. RIMDQ0082406.
- M. Soviero, “Your world according to Newton”, Popular Science, Sep. 1992, pp. 45–49; Bates Nos. RIMDQ0082407–411.
- “The PC gets more personal”, Byte, Jul. 1992, pp. 128–138, Bates Nos. RIMDQ0082412–421.
- “Grid systems releases the palmpad wearable pen computer Mar. 23, 1992 From Issue No. 1886”, http://www.cbronline.com/article_cg_print.asp?quid=AA91FF24-97..., Bates No. RIMDQ0082422, Computer Business Review & CBRonline.com, © 207, printout Jun. 12, 2007.
- “Novice notes Each month Jul. 1992 vol. 3 Issue 7”, <http://www.smartcomputing.com/editorial/article.asp?article=articles...>, p. 1, 2, Bates Nos. RIMDQ0082423–424, printout Jun. 12, 2007.
- “Grid dresses up pen computer—Grid systems corp.’s PalmPAD—Product announcement”, http://findarticles.com/p/articles/mi_m0NEW/is_1992_March_20/ai_..., pp. 1, 2, Bates Nos. RIMDQ0082425–426, Findarticles, Copyright 2007, printout Jun. 12, 2007.
- M. Weiser, “Computer for the 21st century”, Mobile Computing and Communication Review, vol. 3, No. 3, pp. 3–11, Bates Nos. RIMDQ0082427–435, Copyright 1991.
- “DrawPad technical drawing tool”, Bates Nos. RIMDQ0082787–800, Starcore, document undated.
- “DynoNotePad”, Bates Nos. RIMDQ0082801–813, Portfolio Software, Inc., © 1994, cover pages, pp. 1–20.
- “MessagePad handbook”, Bates Nos. RIMDQ0082814–931, Apple Computer, Inc., © 1993, cover pages, pp. 1–223, end pages.
- “MessagePad setup guide”, Bates Nos. RIMDQ0082932–949, Apple Computer, Inc., © 1993, cover pages, pp. 1–26.
- “Newton connection kit for Macintosh user’s guide”, Bates Nos. RIMDQ0082590–029, Apple Computer, Inc., © 1993, cover pages, pp. 1–71, end pages.
- (Uncertified) of file history pages of 6,009,399, Bates Nos. RIMDQ0072680–820.
- Sheng, Chandrakasan, Brodersen, “A portable multimedia terminal”, IEEE Communications Magazine, Dec. 1992, pp. 64–75, Bates Nos. RIMDQ0082394–405, IEEE, © 1992.
- “Personal computer in the year 2000”, Bates No. RIMDQ0072650, document undated.
- Mel, Omohundro, Robison, Skiena, Thearling, Young, Wolfram, “Tablet: Personal computer in the year 2000”, ACM, vol. 31, No. 6, pp. 639–646, Bates Nos. RIMDQ0072651–658, © 1988.
- “Vannevar Bush—As we may think—The Atlantic Monthly, Jul. 1945”, duchier@ps.uni-sb.de, Bates Nos. RIMDQ0072616–634, printout undated.
- J. Arnold, “France’s Minitel: 20 years young”, <http://news.bbc.co.uk/2/hi/business/3012769.stm>, Bates Nos. RIMDQ0072635–638, May 14, 2003.
- J. Birnbaum, “Toward the domestication of microelectronics”, Communications of the ACM, vol. 28, No. 11, pp. 1225–1235, Bates Nos. RIMDQ0072639–649, © 1985.
- “Innovation”, <http://www.eguide.asso.fr/uk/guide/connaitre/culture/>, Bates No. RIMDQ0072659, printout undated.

“Sharp PC-6220. (notebook computer)(evaluation) Compute! Issue 133/Sep. 1991/p. 45”, Bates Nos. RIMDQ0072660-662, printout undated.

“Milestones in the development of the internet and its significance for education”, <http://www.orginami.com/sp/milestones.htm>, pates 1, 2, Bates Nos. RIMDQ0072663-664, printout undated.

Imielinski, T., et al., “Mobile Wireless Computing: Solutions and Challenges in Data Management,” Technical Report, Rutgers DCS-TR-296/WINLAB TR-49, Feb. 1993.

Lieske, Dana, “The EO 440 and EO 880,” Smart Computing, vol. 4, Issue 9, Sep. 1993.

Maki, Ken, The AT&T EO Travel Guide, 1993.

1

**EX PARTE
REEXAMINATION CERTIFICATE
ISSUED UNDER 35 U.S.C. 307**

THE PATENT IS HEREBY AMENDED AS
INDICATED BELOW.

Matter enclosed in heavy brackets [] appeared in the patent, but has been deleted and is no longer a part of the patent; matter printed in italics indicates additions made to the patent.

AS A RESULT OF REEXAMINATION, IT HAS BEEN DETERMINED THAT:

Claims 1–5, 10, 11, 14–19, 21, 24–31, 36–38, 43, 48–51, 54, 58, 61 and 63 are cancelled.

Claims 6–9, 12, 20, 22, 23, 32–35, 39–42, 44, 46, 47, 52, 53, 56, 57, 59, 60 and 62 are determined to be patentable as amended.

Claims 13, 45, 46 and 55, dependent on an amended claim, are determined to be patentable.

New claims 64–118 are added and determined to be patentable.

6. A data entry device according to any of claims [1, 2] 82, 83, 85, 86, 88, 89, 91, 92, 94, 95, 97, 98, 100, 101, 103 or [3] 104, wherein said data entry device includes a rechargeable power source, means being provided for recharging said power source.

7. A data entry device according to any of claims [1, 2] 82, 83, 85, 86, 88, 89, 91, 92, 94, 95, 97, 98, 100, 101, 103 or [3] 104, wherein said data entry device comprises one or two manually operable switches for scrolling said display in a first and/or second direction for selectively displaying said commands and/or information.

8. A data entry device according to any of claims [1, 2] 82, 83, 85, 86, 88, 89, 91, 92, 94, 95, 97, 98, 100, 101, 103 or [3] 104, wherein said data entry device comprises one or two manually operable switches for scrolling said display in a first and/or second direction for selectively displaying said commands and/or information, and wherein operation of said first and/or second switches in predetermined operational states of said data entry device causes predetermined functions other than scrolling functions to be performed.

9. A data entry device according to any of claims [1, 2] 85, 86, 94, 97, 98, 100, 101, 103 or [3] 104, wherein said display screen comprises a touch sensitive screen forming a said reading sensor, said controller being arranged to be responsive to a location at which said screen is touched for user input.

12. A data entry device according to any of claims [1, 2] 80, 82, 83, 85, 86, 88, 89, 91, 92, 94, 95, 97, 98, 100, 101, 103 or [3] 104, wherein a said reading sensor is a motion detector or a scanning device.

20. A data entry device according to any of claims [1, 2] 80, 82, 83, 85, 86, 88, 89, 91, 92, 94, 95, 97, 98, 103 or [3] 104, comprising a carrier or a display for a plurality of data and/or command codes for association with means for dis-

2

playing a plurality of selectable items, wherein said carrier carries a plurality of codes, each for a respective one of a plurality of natural language and/or numeric characters and a plurality of commands for controlling operation of said data entry device or a merchandising system, each code being associated with a visual representation of the corresponding natural language or numeric character or command and/or of a graphical representation thereof.

22. A data entry device according to claim any of claims [1, 2] 80, 82, 83, 85, 86, 88, 89, 91, 92, 94, 95, 97, 98, 100, 101, 103 or [3] 104 wherein a key on said data entry device can be used for entry of a said command and/or data.

23. A merchandising system comprising a data entry device according to any of claims [1, 2] 80, 82, 83, 85, 86, 88, 89, 91, 92, 94, 95, 97, 98, 100 or [3] 101, wherein:

said device is programmable with information relating to user selectable merchandisable items; and

said interface is coupleable to a remote processing center for initiating processing of user orders of said selectable merchandisable items.

32. A data entry system according to [claim 26] any of claims 81, 107, 110, 113 or [claim 29] 116, wherein said telecommunications interface is integral to said hand holdable unit and directly connects said hand-holdable unit to said telecommunications network.

33. A data entry system according to any of claims [26, 28, 29, 30] 78, 81, 107, 109, 110, 111, 112, 113, 115, 116, 117 or [31] 118, wherein said hand holdable unit includes a rechargeable power source, means being provided for recharging said power source.

34. A data entry system according to any of claims [26, 27, 29] 81, 107, 108, 110, 111, 113, 114, 116 or [30] 117, wherein said telecommunications interface is a wireless telecommunications network interface.

35. A data entry system according to any of claims [26, 27, 29, 30] 81, 107, 108, 110, 111, 113, 112, 114, 116, 117 or [31] 118, wherein said telecommunications interface is a cellular telephone network interface.

39. A data entry system according to any of claims [26, 27, 28, 29, 30] 78, 81, 107–117 or [31] 118 wherein said hand holdable unit comprises one or two manually operable switches for scrolling said display in a first and/or second direction for selectively displaying information for respective selectable or selected items from said storage, and wherein operation of said first and/or second switches in predetermined operational states of said hand holdable unit causes predetermined functions other than scrolling functions to be performed.

40. A data entry system according to any of claims [26, 27, 28, 29, 30] 78, 107–117 or [31] 118 wherein said display screen comprises a touch sensitive screen forming a said reading sensor, said controller being arranged to be responsive to a location at which said screen is touched for user input.

41. A data entry system according to any of claims [26, 27, 28, 29, 30] 107–117 or [31] 118 wherein a said reading sensor is for reading coded data, wherein said controller is arranged to access the stored information for selectable items to determine natural language characters or images corresponding to the coded data for display.

42. A data entry system according to any of claims [26, 27, 28, 29, 30] 107–117 or [31] 118 wherein a said reading sensor is for reading coded data, wherein said controller is arranged to access the stored information for selectable items to determine natural language characters or images

corresponding to the coded data for display, and wherein said coded data comprises bar codes and/or binary dot codes and said sensor is a bar code and/or dot code reader.

44. A data entry system according to any of claims [26, 27, 28, 29, 30] 78, 81, 107–117 or [31] 118, wherein a said reading sensor is a motion detector or a scanning device.

47. A data entry system according to any of claims [26, 27, 28, 29, 30] 78, 81, 107–117 or [31] 118, wherein said controller is user programmable to cause captured data to be displayed on said display either in a first orientation suitable for reading displayed data when said hand holdable unit is held in a user's right hand, or in a second orientation suitable for reading displayed data when said hand holdable unit is held in a user's left hand, said controller being responsive to user programming operations including scanning of an appropriate command code using said reading sensor.

52. A data entry system according to any of claims [26, 27, 28, 29, 30] 78, 81, 107–117 or [31] 118, comprising a verification device in the form of a verification card or like carrier carrying a user verification code or codes.

53. A data entry system according to any of claims [26, 27, 28, 29, 30] 78, 81, 107–109, 112–115 or [31] 118, comprising a carrier for a plurality of data and/or command codes for association with means for displaying a plurality of selectable items, wherein said carrier carries a plurality of codes, each for a respective one of a plurality of natural language and/or numeric characters and a plurality of commands for controlling operation of said data entry or merchandising system, each code being associated with a visual representation of the corresponding natural language or numeric character or command and/or of a graphical representation thereof.

56. A data entry system according to any of claims [26, 27, 28, 29, 30] 78, 81, 107–117 or [31] 118, wherein a key on said data entry unit can be used for entry of a said command and/or data.

57. A merchandising system comprising a data entry system according to any of claims [26, 27, 28, 29, 30] 78, 81, 113, 114, 115, 116, 117 or [31] 118, wherein:

said selectable items are merchandisable items; and

said remote processing center initiates processing of user orders of said selectable merchandisable items.

59. A data entry system according to any of claims [27, 28, 30] 78, 108, 109, 111, 112, 114, 115, 117 or [31] 118, wherein said controller is responsive to a said command to cause downloading of information from said remote processing center as required for updating information previously stored in said rewritable storage for one or more of said selectable items.

60. A data entry system according to any of claims [28, 29, 30] 78, 109, 110, 111, 112, 115, 116, 117 or [31] 118 wherein said hand holdable unit includes a speaker and/or microphone permitting said hand holdable unit to be used as a telephone handset.

62. A data entry device for use in a data entry system, said data entry device comprising:

a reading sensor responsive to commands and/or sensed commands and data to produce input signals;

a controller coupled to said reading sensor to receive and process said input signals;

said controller coupled to a communications interface to selectively control transmission over said communications interface of command and/or data signals as determined by said input signals processed by said controller;

said communications interface being operable directly to connect said data entry device to a wireless telecommunications network; and

a display coupled to said controller to display commands and/or information under control of said input signals processed by said controller;

wherein said reading sensor, controller and display comprise a unitary assembly and said communications interface is a cellular telephone network interface and said wireless telecommunications network is a cellular telephone network and said data entry device is integral with a cellular telephone; and

wherein said display screen comprises a touch sensitive screen forming said reading sensor, said controller being arranged to be responsive to a location at which said screen is touched for user input; *said data entry device comprising additional limitations wherein:*

said data entry device with integral cellular telephone together are a hand held device permitting use as a telephone handset, said hand held device additionally comprising:

rewritable storage made of solid state memory;

a rechargeable power supply, and

a plurality of mechanical key switches operable for use to select information retained by said solid state memory; wherein further:

(a) *said display is operable to display a selected user understandable language of a number of languages to assist a user in operating said hand held device, wherein a user is able to select a said language and said number of languages includes at least English and one language other than English; and*

(b) *by utilizing said network interface and at least a said cellular telephone network said hand held device is operable:*

(i) *to download from a remote processing center description information corresponding to each of a plurality of user selectable items for storage, and further wherein said description information is maintainable in storage by utilizing said solid state memory for later user access without requiring transmission of any description information to said hand held device,*

(ii) *wherein said downloading is in response to one or more coded instructions transmitted to a remote processing center via said network interface, transmitted in response to one or more user command inputs, and wherein*

(iii) *subsequent to said downloading of at least said description information, said display is operable to display a list of user selectable items of said plurality of user selectable items, and in response to user selection of an item of said list, to display description information retrieved from said storage corresponding to said selected item without requiring transmission of any description information to said hand held device, wherein items of said list are selectable individually from said display by user input; and wherein*

(c) *said controller is responsive to a command to cause downloading of information from a remote processing center, wherein said downloading of information: is to bring description information in storage corresponding to an individual user selectable item of said plurality of user selectable items up to date for a user; and is also maintainable in storage by utilizing said solid state memory for later user access without requiring transmission of any description information to said hand held device; and wherein, a*

5

said command to cause downloading is a command to bring information up to date for an individual user selectable item of a plurality of user selectable items; (d) said hand held device is operable for a user to place orders for merchandisable items via a remote processing center and via user selections from said display, wherein,

(i) by utilizing said network interface and at least a said cellular telephone network said hand held device is operable: to download from a remote processing center at least description information for each of a plurality of user selectable merchandisable items for storage, wherein said description information is maintainable in storage by utilizing said solid state memory for later user access without requiring transmission of any description information to said hand held device,

(ii) said downloading is in response to one or more coded instructions transmitted to a remote processing center via said network interface, transmitted in response to one or more user command inputs,

(iii) wherein subsequent to said downloading, said display is operable to display a list of user selectable merchandisable items of said plurality of user selectable merchandisable items retrieved from said storage, and wherein

(iv) by utilizing said network interface and at least a said cellular telephone network said hand held device is operable to transmit one or more user selections corresponding to one or more selected merchandisable items to have a remote processing center process an order for said one or more selected items, wherein each said selected item is selectable individually from said display from said list of user selectable merchandisable items by user input, and in response to a said transmission said hand held device is operable to receive information for said order to display on said display.

64. A data entry device for use in a data entry system, and for use by a user to selectively download description information for later user access, to select and order merchandisable items, to select from multi-lingual display, and as a cellular telephone handset, said data entry device comprising:

a reading sensor responsive to commands and/or sensed commands and data to produce input signals;

a controller coupled to said reading sensor to receive and process said input signals;

said controller coupled to a communications interface to selectively control transmission over said communications interface of command and/or data signals as determined by said input signals processed by said controller; said communications interface being operable directly to connect said data entry device to a wireless telecommunications network; and

a display coupled to said controller to display commands and/or information under control of said input signals processed by said controller;

wherein said reading sensor, controller and display comprise a unitary assembly and said communications interface is a cellular telephone network interface and said wireless telecommunications network is a cellular telephone network and said data entry device is integral with a cellular telephone, and

wherein said controller is responsive to a said command to cause downloading of information from a remote

6

processing center as required for updating information previously stored in said data entry device; said data entry device comprising additional limitations wherein: said data entry device with integral cellular telephone together are a hand held device permitting use as a telephone handset, additionally comprising:

rewritable storage made of solid state memory;

a rechargeable power supply, and

a mechanical key switch operable to input user information; wherein further:

(a) said display is operable to display a selected user understandable language of a number of languages to assist a user in operating said hand held device, wherein a user is able to select a said language and said number of languages includes at least English and one language other than English; and

(b) by utilizing said network interface and at least a said cellular telephone network said hand held device is operable:

(i) to download from a remote processing center description information corresponding to each of a plurality of user selectable items for storage, and further wherein said description information is maintainable in storage by utilizing said solid state memory for later user access without requiring transmission of any description information to said hand held device,

(ii) wherein said downloading is in response to one or more coded instructions transmitted to a remote processing center via said network interface, transmitted in response to one or more user command inputs, and wherein

(iii) subsequent to said downloading of at least said description information, said display is operable to display a list of user selectable items of said plurality of user selectable items, and in response to user selection of an item of said list, to display description information retrieved from said storage corresponding to said selected item without requiring transmission of any description information to said hand held device, wherein items of said list are selectable individually from said display by user input; and wherein,

(c) said information previously stored: is a part of said downloaded description information which part corresponds to an individual item of said plurality of user selectable items, and

(d) said controller being responsive to a said command to cause downloading of information from a remote processing center as required for updating information previously stored:

(i) is to bring said information previously stored for said individual item up to date for a user, and wherein

(ii) said downloading of information is also maintainable in storage by utilizing said solid state memory for later user access without requiring transmission of any description information to said hand held device, and

(iii) a said command is a command to bring information up to date for an individual user selectable item of a plurality of user selectable items;

(e) said hand held device is operable for a user to place orders for merchandisable items via a remote processing center and via user selections from said display, wherein

(i) by utilizing said network interface and at least a said cellular telephone network said hand held

device is operable: to download from a remote processing center at least description information for each of a plurality of user selectable merchandisable items for storage, wherein said description information is maintainable in storage by utilizing said solid state memory for later user access without requiring transmission of any description information to said hand held device,

(ii) said downloading is in response to one or more coded instructions transmitted to a remote processing center via said network interface, transmitted in response to one or more user command inputs,

(iii) wherein subsequent to said downloading, said display is operable to display a list of user selectable merchandisable items of said plurality of user selectable merchandisable items retrieved from said storage, and wherein

(iv) by utilizing said network interface and at least a said cellular telephone network said hand held device is operable to transmit one or more user selections corresponding to one or more selected merchandisable items to have a remote processing center process an order for said one or more selected items, wherein each said selected item is selectable individually from said display from said list of user selectable merchandisable items by user input, and in response to a said transmission said hand held device is operable to receive information for said order to display on said display.

65. A hand held device according to the limitations of claim 64, comprising further limitations, wherein by utilizing a said reading sensor said hand held device is operable to sense coded data associated with alphabetic characters, wherein

(i) said controller causes said display to display alphabetic characters associated with said coded data subsequent to said sensing;

(ii) said hand held device further is operable to sense a sequence of said coded data in order to build up text made up of a plurality of said alphabetic characters, wherein said controller causes said display to display said built up text; and

(iii) said built up text itself makes up a code which corresponds to a user selectable item, wherein subsequent to processing a said code said controller is arranged to cause said display to display information corresponding to said item.

66. A hand held device according to the limitations of claim 64, comprising further limitations, wherein by utilizing a connection via at least a said cellular telephone network said hand held device is operable:

to receive a request from a remote processing center for a user to input user identification information for utilization by a said remote processing center, to receive said input user identification information, and to transmit said input user identification information to a said remote processing center.

67. A hand held device according to the limitations of claim 64, comprising further limitations wherein, said controller is configured to process code, wherein

(i) a said code includes user visible text and is associated with a user selectable item,

(ii) in response to user input including selection of user visible text of a said code by use of said hand held device, said controller processes a said code, wherein

(iii) subsequent to said controller processing a said code said display displays description information relating to said user selectable item, and said processing includes processing of text of a said code.

68. A hand held device according to the limitations of claim 64, comprising further limitations, wherein said hand held device comprises a plurality of mechanical key switches, wherein:

operation of a mechanical key switch of said plurality of mechanical key switches a predetermined number of times in association with a period of time causes said hand held device to perform a function, and

operation of said mechanical key switch a predetermined other number of times in association with said period of time causes said hand held device to perform another function; and

wherein said operations of said mechanical key switch emulate operation of multiple mechanical key switches to perform said functions.

69. A hand held device according to the limitations of claim 64, comprising further limitations wherein, said controller, in response to user input including selection of an individual, user selectable item from a plurality of user selectable items, is operable to determine if corresponding description information, which is available at a remote processing center and is for said individual item, is displayable on said display from storage in said solid state memory:

(i) wherein said selected individual item is determined to be an item of a plurality of user selectable items for which description information for said items is also available from storage in said solid state memory, said controller is configured to cause said corresponding description information from said storage to display on said display for said item without requiring transmission of any description information to said hand held device;

(ii) wherein said selected individual item is determined to be an item of a plurality of selectable items for which corresponding description information for said item is not available from storage in said solid state memory said controller is configured to cause said hand held device to automatically connect to a remote processing center via at least a said cellular telephone network to download description information relating to said item, wherein said downloaded description information is maintainable in storage in said hand held device, for later user access by utilizing said solid state memory, and

(iii) wherein said controller is configured to cause said automatic connection subsequent to processing a code associated with said individual item.

70. A hand held device according to the limitations of claim 64, comprising further limitations wherein said hand held device is operable for use with a television display viewable by a user of said hand held device, wherein said television display displays a plurality of items selectable by a user by operation of said hand held device.

71. A hand held device according to the limitations of claim 64, comprising further limitations wherein utilizing a said reading sensor said hand held device is operable to:

(i) sense a code which is made of user understandable language, wherein said user understandable language also identifies a selectable item and said controller is configured to process a said code to cause said display to display alphabetic text associated with a said code, and

- (ii) also sense a code which is made of user understandable language, wherein said user understanding language is also a command to perform a function and said controller is configured to process a said code to cause said display to display alphabetic text associated with a said code, and to cause said hand held device to perform a function in addition to said display displaying alphabetic text associated with a said code;
- (iii) said controller is configured to process a plurality of said codes.

72. A hand held device according to the limitations of claim 64, comprising further limitations wherein said hand held device also comprises: a connection interface permitting said hand held device to connect to a separate electronic device having a power supply, wherein said hand held device is operable to:

- (i) transfer data to said separate electronic device at a time during a said connection;
- (ii) receive data from said separate electronic device at a time during said same connection; and
- (iii) receive charging power from said separate electronic device for said rechargeable power supply at a time during said same connection.

73. A hand held device according to the limitations of claim 64, comprising further limitations, wherein said hand held device also comprises: a camera coupled to said controller, and wherein,

- (i) said camera is operable to sense and capture data relating to a plurality of selectable items for storage of said data by said solid state memory for later user access; and
- (ii) said network interface is operable to transmit data captured by said camera from said storage, via a said cellular telephone network; and
- (iii) said data is made of one or more images.

74. A hand held device according to the limitations of claim 73, comprising further limitations wherein said camera is operable to sense and capture user visible codes.

75. A hand held device according to the limitations of claim 64, comprising further limitations wherein said hand held device further comprises: a wireless interface coupled to said controller and to said solid state memory; wherein

- (i) said wireless interface is operable to establish a wireless link with a device separate from said hand held device to enable transmission of information from said solid state memory to said device separate from said hand held device; wherein
- (ii) said wireless link is made of short range radio signals; and wherein
- (iii) said device separate from said hand held device is a printer.

76. A hand held device according to the limitations of claim 64, comprising further limitations, wherein: a said reading sensor is a roller ball responsive to movement caused by a user.

77. A hand held device according to the limitations of claim 64, comprising further limitations, wherein: a said reading sensor is a bar code reader device or other optical code reader device.

78. A data entry system comprising a hand holdable data entry unit, said hand holdable unit comprising:

- a reading sensor for sensing commands and/or data and for producing input signals in response to said sensed commands and/or data;

rewritable storage programmable with information relating to selectable items;

a controller connected to receive and process said input signals from said sensor, said controller being arranged to respond to commands and/or sensed commands to control said hand holdable unit and to said data to select a said item;

a display screen for displaying a user readable representation of said commands and said stored information for said selected item; and

a telecommunications interface for telephonic transmission of information relating to a selected item or items from said storage to a remote processing center via a wireless telecommunications network and for telephonic reception of information relating to said selectable items from said remote processing center to said storage via said wireless telecommunications network, wherein said telecommunications interface is a telecommunications line interface integral to said hand holdable unit and directly connects said hand-holdable unit to said wireless telecommunications network; comprising further limitations wherein said hand holdable unit additionally comprises:

a speaker and a microphone permitting said hand holdable unit to be used as a telephone handset;

a rechargeable power supply;

a plurality of mechanical key switches operable to input user information; and wherein said rewritable storage is made of solid state memory; wherein further

(a) by utilizing said telecommunications interface and at least a said cellular telephone network said hand holdable unit is operable:

(i) to download from a remote processing center description information corresponding to each of a plurality of user selectable items for storage, and further wherein said description information is maintainable in storage by utilizing said solid state memory for later user access without requiring transmission of any description information to said hand holdable unit,

(ii) wherein said downloading is in response to one or more coded instructions transmitted to a remote processing center via said network interface, transmitted in response to one or more user command inputs, and wherein

(iii) subsequent to said downloading of at least said description information, said display is operable to display a list of user selectable items of said plurality of user selectable items, and in response to user selection of an item of said list, to display description information retrieved from said storage corresponding to said selected item without requiring transmission of any description information to said hand holdable unit, wherein items of said list are selectable individually from said display by user input; and wherein,

(b) said controller is configured to process code, wherein a said code includes user visible text and is associated with a user selectable item, and wherein,

(i) in response to user input including selection for user visible text of a said code by use of said hand holdable unit, said controller processes a said code, and wherein subsequent to said controller processing a said code said display displays description information relating to said user selectable item, and

(ii) said processing includes processing of text of a said code.

11

79. A data entry system comprising a hand holdable data entry unit according to the limitations of claim 78, said hand holdable unit comprising further limitations wherein:

- (c) said controller, in response to user input including selection of an individual, user selectable item from a plurality of user selectable items, is operable to determine if corresponding description information, which is available at a remote processing center and is for said individual item, is displayed on said display from storage in said solid state memory:
 - (i) wherein said selected individual item is determined to be an item of a plurality of user selectable items for which description information for said items is also available from storage in said solid state memory, said controller is configured to cause said corresponding description information from said storage to display on said display for said item without requiring transmission of any description information to said hand holdable unit;
 - (ii) wherein said selected individual item is determined to be an item of a plurality of selectable items for which corresponding description information for said item is not available from storage in said solid state memory said controller is configured to cause said said hand holdable unit to automatically connect to a remote processing center via at least a said cellular telephone network to download description information relating to said item, wherein said downloaded description information is maintainable in storage in said hand holdable unit, for later user access by utilizing said solid state memory; and
 - (iii) wherein said controller is configured to cause said automatic connection subsequent to processing a code associated with said individual item.

80. A data entry device for use in a data entry system, said data entry device comprising:

- a reading sensor responsive to commands and/or sensed commands and data to produce input signals;
- a controller coupled to said reading sensor to receive and process said input signals;
- said controller coupled to a communications interface to selectively control transmission over said communications interface of command and/or data signals as determined by said input signals processed by said controller; said communications interface being operable directly to connect said data entry device to a wireless telecommunications network; and
- a display coupled to said controller to display commands and/or information under control of said input signals processed by said controller;
- wherein said reading sensor, controller and display comprise a unitary assembly and said communications interface is a cellular telephone network interface and said wireless telecommunications network is a cellular telephone network and said data entry device is integral with a cellular telephone, and wherein said controller is responsive to a said command to cause downloading of information from a remote processing center as required for updating information previously stored in said data entry device;
- wherein a said reading sensor is for reading coded data such as fingerprints or signatures or written text, wherein said controller is arranged to access stored information for selectable items to determine natural language characters or images corresponding to the coded data for display; with further limitations, wherein

12

said coded data is coded data having user visible written text; and wherein

in response to a user utilizing a said reading sensor to select said text of said coded data, said coded data is read, wherein

said coded data is read via said controller processing text of said coded data.

81. A data entry system comprising a hand holdable data entry unit, said hand holdable unit comprising:

- a reading sensor for sensing commands and/or data and for producing input signals in response to said sensed commands and/or data;
- rewritable storage programmable with information relating to a plurality of items, user selectable by means of said reading sensor;
- a controller connected to receive and process said input signals from said sensor, said controller being arranged to respond to commands and/or sensed commands to control said hand holdable unit and to said data to select a said item; and
- a display screen for displaying a user readable representation of said commands and said stored information for said selected item;
- and said system further comprising:

a telecommunications interface for telephonic transmission of information relating to a selected item or items from said storage to a remote processing center via a telecommunications network and for telephonic reception of information relating to selectable items from said remote processing center to said storage via said telecommunications network, said controller being responsive to a said command to cause downloading of information from said remote processing center as required for updating information previously stored in said rewritable storage for one or more of said selectable items, wherein said hand holdable unit includes a speaker and a microphone permitting said hand holdable unit to be used as a telephone handset;

wherein a said reading sensor is for reading coded data, wherein said controller is arranged to access the stored information for selectable items to determine natural language characters or images corresponding to the coded data for display;

wherein said coded data comprises fingerprints, or signatures, or written text;

with further limitations, wherein

said coded data is coded data having user visible written text; and wherein

in response to a user utilizing a said reading sensor to select said text of said coded data, said coded data is read, wherein

said coded data is read via said controller processing text of said coded data; and wherein

said natural language characters or images make up description information corresponding to a user selectable item.

82. A data entry device for use in a data entry system, said data entry device comprising:

- a reading sensor responsive to commands and/or sensed commands and data to produce input signals;
- a controller coupled to said reading sensor to receive and process said input signals;
- said controller coupled to a communications interface to selectively control transmission over said communications interface of command and/or data signals as

13

determined by said input signals processed by said controller, said communications interface being operable directly to connect said data entry device to a wireless telecommunications network; and

a display coupled to said controller to display commands and/or information under control of said input signals processed by said controller;

wherein said reading sensor, controller and display comprise a unitary assembly and said communications interface is a cellular telephone network interface and said wireless telecommunications network is a cellular telephone network, and

wherein said controller is responsive to a said command to cause downloading of information from a remote processing center as required for updating information previously stored in said data entry device;

wherein a said reading sensor is for reading coded data such as fingerprints or signatures or written text, and wherein said controller is arranged to access stored information for selectable items to determine natural language characters or images corresponding to the coded data for display, and

wherein said coded data comprises bar codes and/or binary dot codes and said sensor is a bar code and/or dot code reader.

83. A data entry device for use in a data entry system, said data entry device comprising:

a reading sensor responsive to commands and/or sensed commands and data to produce input signals;

a controller coupled to said reading sensor to receive and process said input signals;

said controller coupled to a communications inter-face to selectively control transmission over said communications interface of command and/or data signals as determined by said input signals processed by said controller; said communications interface being operable directly to connect said data entry device to a wireless telecommunications network; and

a display coupled to said controller to display commands and/or information under control of said input signals processed by said controller;

wherein said reading sensor, controller and display comprise a unitary assembly and said communications interface is a cellular telephone network interface and said wireless telecommunications network is a cellular telephone network and said data entry device is integral with a cellular telephone, and

wherein said controller is responsive to a said command to cause downloading of information from a remote processing center as required for updating information previously stored in said data entry device;

wherein a said reading sensor is for reading coded data such as fingerprints or signatures or written text, and wherein said controller is arranged to access stored information for selectable items to determine natural language characters or images corresponding to the coded data for display, and

wherein said coded data comprises bar codes and/or binary dot codes and said sensor is a bar code and/or dot code reader.

84. A data entry device for use in a data entry system, said data entry device comprising:

a reading sensor responsive to commands and/or sensed commands and data to produce input signals;

a controller coupled to said reading sensor to receive and process said input signals;

14

said controller coupled to a communications inter-face to selectively control transmission over said communications interface of command and/or data signals as determined by said input signals processed by said controller, said communications interface being operable directly to connect said data entry device to a wireless telecommunications network; and

a display coupled to said controller to display commands and/or information under control of said input signals processed by said controller;

wherein said reading sensor, controller and display comprise a unitary assembly and said communications interface is a satellite interface and said wireless telecommunications network is a satellite telecommunications network, and

wherein said controller is responsive to a said command to cause downloading of information from a remote processing center as required for updating information previously stored in said data entry device;

wherein a said reading sensor is for reading coded data such as fingerprints or signatures or written text, and wherein said controller is arranged to access stored information for selectable items to determine natural language characters or images corresponding to the coded data for display, and

wherein said coded data comprises bar codes and/or binary dot codes and said sensor is a bar code and/or dot code reader.

85. A data entry device for use in a data entry system, said data entry device comprising:

a reading sensor responsive to commands and/or sensed commands and data to produce input signals;

a controller coupled to said reading sensor to receive and process said input signals;

said controller coupled to a communications inter-face to selectively control transmission over said communications interface of command and/or data signals as determined by said input signals processed by said controller, said communications interface being operable directly to connect said data entry device to a wireless telecommunications network; and

a display coupled to said controller to display commands and/or information under control of said input signals processed by said controller;

wherein said reading sensor, controller and display comprise a unitary assembly and said communications interface is a cellular telephone network interface and said wireless telecommunications network is a cellular telephone network, and

wherein said controller is responsive to a said command to cause downloading of information from a remote processing center as required for updating information previously stored in said data entry device; and

wherein said controller is user programmable to cause captured data to be displayed on said display either in a first orientation suitable for reading displayed data when said data entry device is held in a user's right hand, or in a second orientation suitable for reading displayed data when said data entry device is held in a user's left hand, said controller being responsive to user programming operations including scanning of an appropriate command code using said reading sensor.

86. A data entry device for use in a data entry system, said data entry device comprising:

a reading sensor responsive to commands and/or sensed commands and data to produce input signals;

15

a controller coupled to said reading sensor to receive and process said input signals;

said controller coupled to a communications inter-face to selectively control transmission over said communications interface of command and/or data signals as determined by said input signals processed by said controller; said communications interface being operable directly to connect said data entry device to a wireless telecommunications network; and

a display coupled to said controller to display commands and/or information under control of said input signals processed by said controller;

wherein said reading sensor, controller and display comprise a unitary assembly and said communications interface is a cellular telephone network interface and said wireless telecommunications network is a cellular telephone network and said data entry device is integral with a cellular telephone, and

wherein said controller is responsive to a said command to cause downloading of information from a remote processing center as required for updating information previously stored in said data entry device; and

wherein said controller is user programmable to cause captured data to be displayed on said display either in a first orientation suitable for reading displayed data when said data entry device is held in a user's right hand, or in a second orientation suitable for reading displayed data when said data entry device is held in a user's left hand, said controller being responsive to user programming operations including scanning of an appropriate command code using said reading sensor.

87. A data entry device for use in a data entry system, said data entry device comprising:

a reading sensor responsive to commands and/or sensed commands and data to produce input signals;

a controller coupled to said reading sensor to receive and process said input signals;

said controller coupled to a communications inter-face to selectively control transmission over said communications interface of command and/or data signals as determined by said input signals processed by said controller; said communications interface being operable directly to connect said data entry device to a wireless telecommunications network; and

a display coupled to said controller to display commands and/or information under control of said input signals processed by said controller;

wherein said reading sensor, controller and display comprise a unitary assembly and said communications interface is a satellite interface and said wireless telecommunications network is a satellite telecommunications network, and

wherein said controller is responsive to a said command to cause downloading of information from a remote processing center as required for updating information previously stored in said data entry device; and

wherein said controller is user programmable to cause captured data to be displayed on said display either in a first orientation suitable for reading displayed data when said data entry device is held in a user's right hand, or in a second orientation suitable for reading displayed data when said data entry device is held in a user's left hand, said controller being responsive to user programming operations including scanning of an appropriate command code using said reading sensor.

16

88. A data entry device for use in a data entry system, said data entry device comprising:

a reading sensor responsive to commands and/or sensed commands and data to produce input signals;

a controller coupled to said reading sensor to receive and process said input signals;

said controller coupled to a communications inter-face to selectively control transmission over said communications interface of command and/or data signals as determined by said input signals processed by said controller; said communications interface being operable directly to connect said data entry device to a wireless telecommunications network; and

a display coupled to said controller to display commands and/or information under control of said input signals processed by said controller;

wherein said reading sensor, controller and display comprise a unitary assembly and said communications interface is a cellular telephone network interface and said wireless telecommunications network is a cellular telephone network, and

wherein said controller is responsive to a said command to cause downloading of information from a remote processing center as required for updating information previously stored in said data entry device; and

wherein said data entry device is configured as an elongate unit such that it may be held by a user in the manner of a pen or quill with said reading sensor being located in a reading head at or adjacent to one end of said data entry device.

89. A data entry device for use in a data entry system, said data entry device comprising:

a reading sensor responsive to commands and/or sensed commands and data to produce input signals;

a controller coupled to said reading sensor to receive and process said input signals;

said controller coupled to a communications inter-face to selectively control transmission over said communications interface of command and/or data signals as determined by said input signals processed by said controller; said communications interface being operable directly to connect said data entry device to a wireless telecommunications network; and

a display coupled to said controller to display commands and/or information under control of said input signals processed by said controller;

wherein said reading sensor, controller and display comprise a unitary assembly and said communications interface is a cellular telephone network interface and said wireless telecommunications network is a cellular telephone network and said data entry device is integral with a cellular telephone, and

wherein said controller is responsive to a said command to cause downloading of information from a remote processing center as required for updating information previously stored in said data entry device; and

wherein said data entry device is configured as an elongate unit such that it may be held by a user in the manner of a pen or quill with said reading sensor being located in a reading head at or adjacent to one end of said data entry device.

90. A data entry device for use in a data entry system, said data entry device comprising:

a reading sensor responsive to commands and/or sensed commands and data to produce input signals;

17

a controller coupled to said reading sensor to receive and process said input signals;

said controller coupled to a communications inter-face to selectively control transmission over said communications interface of command and/or data signals as determined by said input signals processed by said controller; said communications interface being operable directly to connect said data entry device to a wireless telecommunications network; and

a display coupled to said controller to display commands and/or information under control of said input signals processed by said controller;

wherein said reading sensor, controller and display comprise a unitary assembly and said communications interface is a satellite interface and said wireless telecommunications network is a satellite telecommunications network, and

wherein said controller is responsive to a said command to cause downloading of information from a remote processing center as required for updating information previously stored in said data entry device; and

wherein said data entry device is configured as an elongate unit such that it may be held by a user in the manner of a pen or quill with said reading sensor being located in a reading head at or adjacent to one end of said data entry device.

91. A data entry device for use in a data entry system, said data entry device comprising:

a reading sensor responsive to commands and/or sensed commands and data to produce input signals;

a controller coupled to said reading sensor to receive and process said input signals;

said controller coupled to a communications inter-face to selectively control transmission over said communications interface of command and/or data signals as determined by said input signals processed by said controller; said communications interface being operable directly to connect said data entry device to a wireless telecommunications network; and

a display coupled to said controller to display commands and/or information under control of said input signals processed by said controller;

wherein said reading sensor, controller and display comprise a unitary assembly and said communications interface is a cellular telephone network interface and said wireless telecommunications network is a cellular telephone network, and

wherein said controller is responsive to a said command to cause downloading of information from a remote processing center as required for updating information previously stored in said data entry device; and

said reading sensor is remote from or releasably attached to said data entry device.

92. A data entry device for use in a data entry system, said data entry device comprising:

a reading sensor responsive to commands and/or sensed commands and data to produce input signals;

a controller coupled to said reading sensor to receive and process said input signals;

said controller coupled to a communications inter-face to selectively control transmission over said communications interface of command and/or data signals as determined by said input signals processed by said controller; said communications interface being operable

18

directly to connect said data entry device to a wireless telecommunications network; and

a display coupled to said controller to display commands and/or information under control of said input signals processed by said controller;

wherein said reading sensor, controller and display comprise a unitary assembly and said communications interface is a cellular telephone network interface and said wireless telecommunications network is a cellular telephone network and said data entry device is integral with a cellular telephone, and

wherein said controller is responsive to a said command to cause downloading of information from a remote processing center as required for updating information previously stored in said data entry device; and

wherein said reading sensor is remote from or releasably attached to said data entry device.

93. A data entry device for use in a data entry system, said data entry device comprising:

a reading sensor responsive to commands and/or sensed commands and data to produce input signals;

a controller coupled to said reading sensor to receive and process said input signals;

said controller coupled to a communications inter-face to selectively control transmission over said communications interface of command and/or data signals as determined by said input signals processed by said controller; said communications interface being operable directly to connect said data entry device to a wireless telecommunications network; and

a display coupled to said controller to display commands and/or information under control of said input signals processed by said controller;

wherein said reading sensor, controller and display comprise a unitary assembly and said communications interface is a satellite interface and said wireless telecommunications network is a satellite telecommunications network, and

wherein said controller is responsive to a said command to cause downloading of information from a remote processing center as required for updating information previously stored in said data entry device; and

wherein said reading sensor is remote from or releasably attached to said data entry device.

94. A data entry device for use in a data entry system, said data entry device comprising:

a reading sensor responsive to commands and/or sensed commands and data to produce input signals;

a controller coupled to said reading sensor to receive and process said input signals;

said controller coupled to a communications inter-face to selectively control transmission over said communications interface of command and/or data signals as determined by said input signals processed by said controller; said communications interface being operable directly to connect said data entry device to a wireless telecommunications network; and

a display coupled to said controller to display commands and/or information under control of said input signals processed by said controller;

wherein said reading sensor, controller and display comprises a unitary assembly and said communications interface is a cellular telephone network interface and said wireless telecommunications network is a cellular telephone network, and

19

wherein said controller is responsive to a said command to cause downloading of information from a remote processing center as required for updating information previously stored in said data entry device;

5 additionally comprising as well as or instead of said display screen, and separate from said data entry device, means for displaying a selectable item with associated data sources for user selection of an item by operation of said data entry device; and

10 a remote processing center for processing user selections transmitted from said data entry device.

95. A data entry device for use in a data entry system, said data entry device comprising:

15 a reading sensor responsive to commands and/or sensed commands and data to produce input signals;

a controller coupled to said reading sensor to receive and process said input signals;

said controller coupled to a communications inter-face to selectively control transmission over said communications interface of command and/or data signals as determined by said input signals processed by said controller; said communications interface being operable directly to connect said data entry device to a wireless telecommunications network; and

25 a display coupled to said controller to display commands and/or information under control of said input signals processed by said controller;

30 wherein said reading sensor, controller and display comprise a unitary assembly and said communications interface is a cellular telephone network interface and said wireless telecommunications network is a cellular telephone network and said data entry device is integral with a cellular telephone, and

35 wherein said controller is responsive to a said command to cause downloading of information from a remote processing center as required for updating information previously stored in said data entry device;

40 additionally comprising as well as or instead of said display screen, and separate from said data entry device, means for displaying a selectable item with associated data sources for user selection of an item by operation of said data entry device; and

45 a remote processing center for processing user selections transmitted from said data entry device.

96. A data entry device for use in a data entry system, said data entry device comprising:

50 a reading sensor responsive to commands and/or sensed commands and data to produce input signals;

a controller coupled to said reading sensor to receive and process said input signals;

said controller coupled to a communications inter-face to selectively control transmission over said communications interface of command and/or data signals as determined by said input signals processed by said controller; said communications interface being operable directly to connect said data entry device to a wireless telecommunications network; and

55 a display coupled to said controller to display commands and/or information under control of said input signals processed by said controller;

60 wherein said reading sensor, controller and display comprise a unitary assembly and said communications interface is a satellite interface and said wireless telecommunications network is a satellite telecommunications network, and

20

wherein said controller is responsive to a said command to cause downloading of information from a remote processing center as required for updating information previously stored in said data entry device;

5 additionally comprising as well as or instead of said display screen, and separate from said data entry device, means for displaying a selectable item with associated data sources for user selection of an item by operation of said data entry device; and

10 a remote processing center for processing user selections transmitted from said data entry device.

97. A data entry device for use in a data entry system, said data entry device comprising:

15 a reading sensor responsive to commands and/or sensed commands and data to produce input signals;

a controller coupled to said reading sensor to receive and process said input signals;

said controller coupled to a communications inter-face to selectively control transmission over said communications interface of command and/or data signals as determined by said input signals processed by said controller; said communications interface being operable directly to connect said data entry device to a wireless telecommunications network; and

25 a display coupled to said controller to display commands and/or information under control of said input signals processed by said controller;

30 wherein said reading sensor, controller and display comprise a unitary assembly and said communications interface is a cellular telephone network interface and said wireless telecommunications network is a cellular telephone network, and

35 wherein said controller is responsive to a said command to cause downloading of information from a remote processing center as required for updating information previously stored in said data entry device; and

40 comprising rewritable storage and wherein programs in said data entry device are updateable remotely from a processing center.

98. A data entry device for use in a data entry system, said data entry device comprising:

45 a reading sensor responsive to commands and/or sensed commands and data to produce input signals;

a controller coupled to said reading sensor to receive and process said input signals;

said controller coupled to a communications inter-face to selectively control transmission over said communications interface of command and/or data signals as determined by said input signals processed by said controller; said communications interface being operable directly to connect said data entry device to a wireless telecommunications network; and

55 a display coupled to said controller to display commands and/or information under control of said input signals processed by said controller;

60 wherein said reading sensor, controller and display comprise a unitary assembly and said communications interface is a cellular telephone network interface and said wireless telecommunications network is a cellular telephone network and said data entry device is integral with a cellular telephone, and

65 wherein said controller is responsive to a said command to cause downloading of information from a remote processing center as required for updating information previously stored in said data entry device; and

21

comprising rewritable storage and wherein programs in said data entry device are updateable remotely from a processing center.

99. A data entry device for use in a data entry system, said data entry device comprising:

a reading sensor responsive to commands and/or sensed commands and data to produce input signals;

a controller coupled to said reading sensor to receive and process said input signals;

said controller coupled to a communications interface to selectively control transmission over said communications interface of command and/or data signals as determined by said input signals processed by said controller; said communications interface being operable directly to connect said data entry device to a wireless telecommunications network; and

a display coupled to said controller to display commands and/or information under control of said input signals processed by said controller;

wherein said reading sensor, controller and display comprise a unitary assembly and said communications interface is a satellite interface and said wireless telecommunications network is a satellite telecommunications network, and

wherein said controller is responsive to a said command of cause downloading of information from a remote processing center as required for updating information previously stored in said data entry device; and

comprising rewritable storage and wherein programs in said data entry device are updateable remotely from a processing center.

100. A data entry device for use in a data entry system, said data entry device comprising:

a reading sensor responsive to commands and/or sensed commands and data to produce input signals;

a controller coupled to said reading sensor to receive and process said input signals;

said controller coupled to a communications interface to selectively control transmission over said communications interface of command and/or data signals as determined by said input signals processed by said controller; said communications interface being operable directly to connect said data entry device to a wireless telecommunications network; and

a display coupled to said controller to display commands and/or information under control of said input signals processed by said controller;

wherein said reading sensor, controller and display comprise a unitary assembly and said communications interface is a cellular telephone network interface and said wireless telecommunications network is a cellular telephone network, and

wherein said controller is responsive to a said command to cause downloading of information from a remote processing center as required for updating information previously stored in said data entry device; and

comprising a carrier or a display for a plurality of data and/or command codes for association with means for displaying a plurality of selectable items,

wherein said carrier carries a plurality of codes, each for a respective one of a plurality of natural language and/or numeric characters and a plurality of commands for controlling operation of said data entry device or a merchandising system, each code being associated with

22

a visual representation of the corresponding natural language or numeric character or command and/or of a graphical representation thereof,

wherein said codes are bar and/or dot codes and/or other product identifications.

101. A data entry device for use in a data entry system, said data entry device comprising:

a reading sensor responsive to commands and/or sensed commands and data to produce input signals;

a controller coupled to said reading sensor to receive and process said input signals;

said controller coupled to a communications interface to selectively control transmission over said communications interface of command and/or data signals as determined by said input signals processed by said controller; said communications interface being operable directly to connect said data entry device to a wireless telecommunications network; and

a display coupled to said controller to display commands and/or information under control of said input signals processed by said controller;

wherein said reading sensor, controller and display comprise a unitary assembly and said communications interface is a cellular telephone network interface and said wireless telecommunications network is a cellular telephone network and said data entry device is integral with a cellular telephone, and

wherein said controller is responsive to a said command to cause downloading of information from a remote processing center as required for updating information previously stored in said data entry device; and

comprising a carrier or a display for a plurality of data and/or command codes for association with means for displaying a plurality of selectable items,

wherein said carrier carries a plurality of codes, each for a respective one of a plurality of natural language and/or numeric characters and a plurality of commands for controlling operation of said data entry device or a merchandising system, each code being associated with a visual representation of the corresponding natural language or numeric character or command and/or of a graphical representation thereof,

wherein said codes are bar and/or dot codes and/or other product identifications.

102. A data entry device for use in a data entry system, said data entry device comprising:

a reading sensor responsive to commands and/or sensed commands and data to produce input signals;

a controller coupled to said reading sensor to receive and process said input signals;

said controller coupled to a communications interface to selectively control transmission over said communications interface of command and/or data signals as determined by said input signals processed by said controller; said communications interface being operable directly to connect said data entry device to a wireless telecommunications network; and

a display coupled to said controller to display commands and/or information under control of said input signals processed by said controller;

wherein said reading sensor, controller and display comprise a unitary assembly and said communications interface is a satellite interface and said wireless telecommunications network is a satellite telecommunications network, and

23

wherein said controller is responsive to a said command to cause downloading of information from a remote processing center as required for updating information previously stored in said data entry device; and

5 comprising a carrier or a display for a plurality of data and/or command codes for association with means for displaying a plurality of selectable items,

wherein said carrier carries a plurality of codes, each for a respective one of a plurality of natural language and/or numeric characters and a plurality of commands for

10 controlling operation of said data entry device or a merchandising system, each code being associated with a visual representation of the corresponding natural language or numeric character or command and/or of a graphical representation thereof,

15 wherein said codes are bar and/or dot codes and/or other product identifications.

103. A merchandising system comprising

a data entry device for use with a data entry system, said

20 data entry device comprising:

a reading sensor responsive to commands and/or sensed commands and data to produce input signals;

a controller coupled to said reading sensor to receive and

25 process said input signals;

said controller coupled to a communications inter-face to selectively control transmission over said communications interface of command and/or in data signals as determined by said input signals processed by said controller; said communications interface being operable

30 directly to connect said data entry device to a wireless telecommunications network; and

a display coupled to said controller to display commands and/or information under control of said input signals

35 processed by said controller;

wherein said reading sensor, controller and display comprise a unitary assembly and said communications interface is a cellular telephone network interface and said wireless telecommunications network is a cellular

40 telephone network, and

wherein said controller is responsive to a said command to cause downloading of information from a remote processing center as required for updating information previously stored in said data entry device;

45 and additionally comprising as well as or instead of said display screen, and separate from said data entry device, means for displaying a selectable item with associated data sources for user selection of an item by operation of said data entry device; and

50 a remote processing center for processing user selections transmitted from said data entry device, wherein: said selectable items are merchandisable items; and said remote processing center initiates processing of user orders of said selectable merchandisable items.

104. A merchandising system comprising

a data entry device for use with a data entry system, said

data entry device comprising:

a reading sensor responsive to commands and/or sensed

60 commands and data to produce input signals;

a controller coupled to said reading sensor to receive and process said input signals;

said controller coupled to a communications inter-face to selectively control transmission over said communications

65 interface of command and/or data signals as determined by said input signals processed by said con-

24

troller; said communications interface being operable directly to connect said data entry device to a wireless telecommunications network; and

a display coupled to said controller to display commands and/or information under control of said input signals processed by said controller;

wherein said reading sensor, controller and display comprise a unitary assembly and said communications interface is a cellular telephone network interface and said wireless telecommunications network is a cellular telephone network and said data entry device is integral with a cellular telephone, and

wherein said controller is responsive to a said command to cause downloading of information from a remote processing center as required for updating information previously stored in said data entry device;

and additionally comprising as well as or instead of said display screen, and separate from said data entry device, means for displaying a selectable item with associated data sources for user selection of an item by operation of said data entry device; and

a remote processing center for processing user selections transmitted from said data entry device, wherein: said selectable items are merchandisable items; and said remote processing center initiates processing of user orders of said selectable merchandisable items.

105. A merchandising system comprising

a data entry device for use in a data entry system, said

data entry device comprising:

a reading sensor responsive to commands and/or sensed

commands and data to produce input signals;

a controller coupled to said reading sensor to receive and

process said input signals;

said controller coupled to a communications inter-face to selectively control transmission over said communications

interface of command and/or data signals as determined by said input signals processed by said controller; said communications interface being operable

directly to connect said data entry device to a wireless telecommunications network; and

a display coupled to said controller to display commands and/or information under control of said input signals

processed by said controller;

wherein said reading sensor, controller and display comprise a unitary assembly and said communications interface is a satellite interface and said wireless telecommunications network is a satellite telecommunications network, and

wherein said controller is responsive to a said command to cause downloading of information from a remote processing center as required for updating information previously stored in said data entry device;

and additionally comprising as well as or instead of said display screen, and separate from said data entry device, means for displaying a selectable item with associated data sources for user selection of an item by operation of said data entry device; and

a remote processing center for processing user selections transmitted from said data entry device, wherein: said selectable items are merchandisable items; and said remote processing center initiates processing of user orders of said selectable merchandisable items.

106. A data entry device for use in a data entry system, said data entry device comprising:

a reading sensor responsive to commands and/or sensed

commands and data to produce input signals;

25

a controller coupled to said reading sensor to receive and process said input signals;

said controller coupled to a communications inter-face to selectively control transmission over said communica-
tions interface of command and/or data signals as
determined by said input signals processed by said con- 5
troller; said communications interface being operable
directly to connect said data entry device to a wireless
telecommunications network; and

a display coupled to said controller to display commands
and/or information under control of said input signals
processed by said controller; 10

wherein said reading sensor, controller and display com-
prise a unitary assembly and said communications
interface is a satellite interface and said wireless tele- 15
communications network is a satellite telecommunica-
tions network, and

wherein said controller is responsive to a said command
of cause downloading of information from a remote
processing center as required for updating information
previously stored in said data entry device, and 20
said data entry device is integral with a satellite tele-
phone.

107. A data entry system comprising a hand holdable data
entry unit, said hand holdable unit comprising: 25

a reading sensor for sensing commands and/or data and
for producing input signals in response to said sensed
commands and/or data;

rewritable storage programmable with information relat-
ing to a plurality of items, user selectable by means of
said reading sensor; 30

a controller connected to receive and process said input
signals from said sensor, said controller being
arranged to respond to commands and/or sensed com- 35
mands to control said hand holdable unit and to said
data to select a said item; and

a display screen for displaying a user readable represen-
tation of said commands and said stored information
for said selected item; 40

and said system further comprising:

a telecommunications interface for telephonic transmis-
sion of information relating to a selected item or items
from said storage to a remote processing center via a
telecommunications network and for telephonic recep- 45
tion of information relating to selectable items from
said remote processing center to said storage via said
telecommunications network, said controller being
responsive to a said command to cause downloading of
information from said remote processing center as
required for updating information previously stored in
said rewritable storage for one or more of said select- 50
able items, wherein said hand holdable unit includes a
speaker and a microphone permitting said hand hold-
able unit to be used as a telephone handset;

additionally comprising as well as or instead of said dis-
play screen, and separate from said hand holdable unit,
means for displaying a selectable item with associated
data sources for user selection of an item by operation
of said hand holdable unit; and 60

a remote processing center for processing user selections
transmitted from said hand holdable unit.

108. A data entry system comprising a hand holdable data
entry unit, said hand holdable unit comprising:

a reading sensor for sensing commands and/or data and
for producing input signals in response to said sensed
commands and/or data; 65

26

rewritable storage programmable with information relat-
ing to selectable items;

a controller connected to receive and process said input
signals from said sensor, said controller being
arranged to respond to commands and/or sensed com-
mands to control said hand holdable unit and to said
data to select a said item;

a display screen for displaying a user readable represen-
tation of said commands and said stored information
for said selected item; and

a telecommunications interface for telephonic transmis-
sion of information relating to a selected item or items
from said storage to a remote processing center via a
telecommunications network and for telephonic recep-
tion of information relating to said selectable items
from said remote processing center to said storage via
said telecommunications network, wherein said tele-
communications interface is a telecommunications line
interface integral to said hand holdable unit and
directly connects said hand-holdable unit to said tele-
communications network, and wherein said hand hold-
able unit includes a speaker and a microphone permit-
ting said hand holdable unit to be used as a telephone
handset;

additionally comprising as well as or instead of said dis-
play screen, and separate from said hand holdable unit,
means for displaying a selectable item with associatd
data sources for user selection of an item by operation
of said hand holdable unit; and

a remote processing center for processing user selections
transmitted from said hand holdable unit.

109. A data entry system comprising a hand holdable data
entry unit, said hand holdable unit comprising:

a reading sensor for sensing commands and/or data and
for producing input signals in response to said sensed
commands and/or data;

rewritable storage programamble with information relat-
ing to selectable items;

a controller connected to receive and process said input
signals from said sensor, said controller being
arranged to respond to commands and/or sensed com-
mands to control said hand holdable unit and to said
data to select a said item;

a display screen for displaying a user readable represen-
tation of said commands and said stored information
for said selected item; and

a telecommunications interface for telephonic transmis-
sion of information relating to a selected item or items
from said storage to a remote processing center via a
wireless telecommunications network and for tele-
phonic reception of information relating to said select-
able items from said remote processing center to said
storage via said wireless telecommunications network,
wherein said telecommunications interface is a tele-
communications line interface integral to said hand
holdable unit and directly connects said hand-holdable
unit to said wireless telecommunications network;

additionally comprising as well as or instead of said dis-
play screen, and separate from said hand holdable unit,
means for displaying a selectable item with associated
data sources for user selection of an item by operation
of said hand holdable unit; and

a remote processing center for processing user selections
transmitted from said hand holdable unit.

110. A data entry system comprising a hand holdable data
entry unit, said hand holdable unit comprising:

27

a reading sensor for sensing commands and/or data and for producing input signals in response to said sensed commands and/or data;

rewritable storage programmable with information relating to a plurality of items, user selectable by means of said reading sensor;

a controller connected to receive and process said input signals from said sensor, said controller being arranged to respond to commands and/or sensed commands to control said hand holdable unit and to said data to select a said item; and

a display screen for displaying a user readable representation of said commands and said stored information for said selected item;

and said system further comprising:

a telecommunications interface for telephonic transmission of information relating to a selected item or items from said storage to a remote processing center via a telecommunications network and for telephonic reception of information relating to selectable items from said remote processing center to said storage via said telecommunications network, said controller being responsive to either a said command or a said sensed command to cause downloading of information from said remote processing center as required for updating information previously stored in said rewritable storage for one or more of said selectable items, and wherein said system further comprises

a carrier for a plurality of data and/or command codes for association with means for displaying a plurality of said selectable items, wherein said carrier carries a plurality of codes, each for a respective one of a plurality of natural language and/or numeric characters and a plurality of commands for controlling operation of said data entry system or a merchandising system, each code being associated with a visual representation of the corresponding natural language or numeric character or command and/or of a graphical representation thereof;

additionally comprising as well as or instead of said display screen, and separate from said hand holdable unit, means for displaying a selectable item with associated data sources for user selection of an item by operation of said hand holdable unit; and

a remote processing center for processing user selections transmitted from said hand holdable unit.

111. A data entry system comprising a hand holdable data entry unit, said hand holdable unit comprising:

a reading sensor for sensing commands and/or data and for producing input signals in response to said sensed commands and/or data;

rewritable storage programmable with information relating to selectable items;

a controller connected to receive and process said input signals from said sensor, said controller being arranged to respond to commands and/or sensed commands to control said hand holdable unit and to said data to select a said item;

a display screen for displaying a user readable representation of said commands and said stored information for said selected item; and

a telecommunications interface for telephonic transmission of information relating to a selected item or items from said storage to a remote processing center via a telecommunications network and for telephonic recep-

28

tion of information relating to said selectable items from said remote processing center to said storage via said telecommunications network, wherein said telecommunications interface is a telecommunications line interface integral to said hand holdable unit and directly connects said hand-holdable unit to said telecommunications network, and

wherein said data entry system further comprises a carrier for a plurality of data and/or command codes for association with means for displaying a plurality of said selectable items, wherein said carrier carries a plurality of codes, each for a respective one of a plurality of natural language and/or numeric characters and a plurality of commands for controlling operation of said data entry system or a merchandising system, each code being associated with a visual representation of the corresponding natural language or numeric character or command and/or of a graphical representation thereof;

additionally comprising as well as or instead of said display screen, and separate from said hand holdable unit, means for displaying a selectable item with associated data sources for user selection of an item by operation of said hand holdable unit; and

a remote processing center for processing user selections transmitted from said hand holdable unit.

112. A data entry system comprising a hand holdable data entry unit, said hand holdable unit comprising:

a reading sensor for sensing commands and/or data and for producing input signals in response to said sensed commands and/or data;

rewritable storage programmable with information relating to selectable items;

a controller connected to receive and process said input signals from said sensor, said controller being arranged to respond to commands and/or sensed commands to control said hand holdable unit and to said data to select a said item;

a display screen for displaying a user readable representation of said commands and said stored information for said selected item; and

a telecommunications interface for telephonic transmission of information relating to a selected item or items from said storage to a remote processing center via a telecommunications network and for telephonic reception of information relating to said selectable items from said remote processing center to said storage via said telecommunications network, wherein said telecommunications interface is a telecommunications line interface integral to said hand holdable unit and directly connects said hand-holdable unit to said telecommunications network, and wherein said reading sensor is loaded in a reading head which is releasably attached to said hand holdable unit;

additionally comprising as well as or instead of said display screen, and separate from said hand holdable unit, means for displaying a selectable item with associated data sources for user selection of an item by operation of said hand holdable unit; and

a remote processing center for processing user selections transmitted from said hand holdable unit.

113. A data entry system comprising a hand holdable data entry unit, said hand holdable unit comprising:

a reading sensor for sensing commands and/or data and for producing input signals in response to said sensed commands and/or data;

29

rewritable storage programmable with information relating to a plurality of items, user selectable by means of said reading sensor;

a controller connected to receive and process said input signals from said sensor, said controller being arranged to respond to commands and/or sensed commands to control said hand holdable unit and to said data to select a said item; and

a display screen for displaying a user readable representation of said commands and said stored information for said selected item;

and said system further comprising:

a telecommunications interface for telephonic transmission of information relating to a selected item or items from said storage to a remote processing center via a telecommunications network and for telephonic reception of information relating to selectable items from said remote processing center to said storage via said telecommunications network, said controller being responsive to a said command to cause downloading of information from said remote processing center as required for updating information previously stored in said rewritable storage for one or more of said selectable items, wherein said hand holdable unit includes a speaker and a microphone permitting said hand holdable unit to be used as a telephone handset;

wherein programs in said hand holdable unit are updateable remotely from said processing center.

114. A data entry system comprising a hand holdable data entry unit, said hand holdable unit comprising:

a reading sensor for sensing commands and/or data and for producing input signals in response to said sensed commands and/or data;

rewritable storage programmable with information relating to selectable items;

a controller connected to receive and process said input signals from said sensor, said controller being arranged to respond to commands and/or sensed commands to control said hand holdable unit and to said data to select a said item;

a display screen for displaying a user readable representation of said commands and said stored information for said selected item; and

a telecommunications interface for telephonic transmission of information relating to a selected item or items from said storage to a remote processing center via a telecommunications network and for telephonic reception of information relating to said selectable items from said remote processing center to said storage via said telecommunications network, wherein said telecommunications interface is a telecommunications line interface integral to said hand holdable unit and directly connects said hand-holdable unit to said telecommunications network, and wherein said hand holdable unit includes a speaker and a microphone permitting said hand holdable unit to be used as a telephone handset;

wherein programs in said hand holdable unit are updateable remotely from said processing center.

115. A data entry system comprising a hand holdable entry unit, said hand holdable unit comprising:

a reading sensor for sensing commands and/or data and for producing input signals in response to said sensed commands and/or data;

rewritable storage programmable with information relating to selectable items;

30

a controller connected to receive and process said input signals from said sensor, said controller being arranged to respond to commands and/or sensed commands to control said hand holdable unit and to said data to select a said item;

a display screen for displaying a user readable representation of said commands and said stored information for said selected item; and

a telecommunications interface for telephonic transmission of information relating to a selected item or items from said storage to a remote processing center via a wireless telecommunications network and for telephonic reception of information relating to said selectable items from said remote processing center to said storage via said wireless telecommunications network, wherein said telecommunications interface is a telecommunications line interface integral to said hand holdable unit and directly connects said hand-holdable unit to said wireless telecommunications network;

wherein programs in said hand holdable unit are updateable remotely from said processing center.

116. A data entry system comprising a hand holdable data entry unit, said hand holdable unit comprising:

a reading sensor for sensing commands and/or data and for producing input signals in response to said sensed commands and/or data;

rewritable storage programmable with information relating to a plurality of items, user selectable by means of said reading sensor;

a controller connected to receive and process said input signals from said sensor, said controller being arranged to respond to commands and/or sensed commands to control said hand holdable unit and to said data to select a said item; and

a display screen for displaying a user readable representation of said commands and said stored information for said selected item;

and said system further comprising:

a telecommunications interface for telephonic transmission of information relating to a selected item or items from said storage to a remote processing center via a telecommunications network and for telephonic reception of information relating to selectable items from said remote processing center to said storage via said telecommunications network, said controller being responsive to either a said command or a said sensed command to cause downloading of information from said remote processing center as required for updating information previously stored in said rewritable storage for one or more of said selectable items, and wherein said system further comprises

a carrier for a plurality of data and/or command codes for association with means for displaying a plurality of said selectable items, wherein said carrier carries a plurality of codes, each for a respective one of a plurality of natural language and/or numeric characters and a plurality of commands for controlling operation of said data entry system or a merchandising system, each code being associated with a visual representation of the corresponding natural language or numeric character or command and/or of a graphical representation thereof;

wherein programs in said hand holdable unit are updateable remotely from said processing center.

117. A data entry system comprising a hand holdable data entry unit, said hand holdable unit comprising:

31

a reading sensor for sensing commands and/or data and for producing input signals in response to said sensed commands and/or data;

rewritable storage programmable with information relating to selectable items;

a controller connected to receive and process said input signals from said sensor, said controller being arranged to respond to commands and/or sensed commands to control said hand holdable unit and to said data to select a said item;

a display screen for displaying a user readable representation of said commands and said stored information for said selected item; and

a telecommunications interface for telephonic transmission of information relating to a selected item or items from said storage to a remote processing center via a telecommunications network and for telephonic reception of information relating to said selectable items from said remote processing center to said storage via said telecommunications network, wherein said telecommunications interface is a telecommunications line interface integral to said hand holdable unit and directly connects said hand-holdable unit to said telecommunications network, and

wherein said data entry system further comprises a carrier for a plurality of data and/or command codes for association with means for displaying a plurality of said selectable items, wherein said carrier carries a plurality of codes, each for a respective one of a plurality of natural language and/or numeric characters and a plurality of commands for controlling operation of said data entry system or a merchandising system, each code being associated with a visual representation of the corresponding natural language or numeric character or command and/or of a graphic representation thereof;

32

wherein programs in said hand holdable unit are updateable remotely from said processing center.

118. A data entry system comprising a hand holdable data entry unit, said hand holdable unit comprising:

a reading sensor for sensing commands and/or data and for producing input signals in response to said second commands and/or data;

rewritable storage programmable with information relating to selectable items;

a controller connected to receive and process said input signals from said sensor, said controller being arranged to respond to commands and/or sensed commands to control said hand holdable unit and to said data to select a said item;

a display screen for displaying a user readable representation of said commands and said stored information for said selected item; and

a telecommunications interface for telephonic transmission of information relating to a selected item or items from said storage to a remote processing center via a telecommunications network and for telephonic reception of information relating to said selectable items from said remote processing center to said storage via said telecommunications network, wherein said telecommunications interface is a telecommunications line interface integral to said hand holdable unit and directly connects said hand-holdable unit to said telecommunications network, and wherein said reading sensor is located in a reading head which is releasably attached to said hand holdable unit;

wherein programs in said hand holdable unit are updateable remotely from said processing center.

* * * * *