

Exhibit 3



US007505785B2

(12) **United States Patent**
Callaghan et al.

(10) **Patent No.:** **US 7,505,785 B2**
 (45) **Date of Patent:** ***Mar. 17, 2009**

(54) **DATA ENTRY SYSTEMS**

(75) Inventors: **Francis John Callaghan**, St. Helier (GB); **Paul Marshall Doran**, St. Helier (GB); **Gary Douglas Robb**, St. Brelades (GB)

(73) Assignee: **Dataquill Limited**, Tortola (VG)

(*) Notice: Subject to any disclaimer, the term of this patent is extended or adjusted under 35 U.S.C. 154(b) by 0 days.

This patent is subject to a terminal disclaimer.

(21) Appl. No.: **11/515,152**

(22) Filed: **Aug. 31, 2006**

(65) **Prior Publication Data**

US 2007/0060203 A1 Mar. 15, 2007

Related U.S. Application Data

(63) Continuation of application No. 10/869,215, filed on Jun. 15, 2004, now Pat. No. 7,139,591, which is a continuation of application No. 09/548,565, filed on Apr. 13, 2000, now abandoned, which is a continuation of application No. 08/619,682, filed as application No. PCT/GB94/02101 on Sep. 27, 1994, now Pat. No. 6,058,304.

(30) **Foreign Application Priority Data**

Oct. 13, 1993 (GB) 9321133.2

(51) **Int. Cl.**
H04Q 7/20 (2006.01)

(52) **U.S. Cl.** **455/557**; 455/556.1; 455/556.2; 455/422.1; 235/462.46; 235/472.02

(58) **Field of Classification Search** 455/422.1, 455/412.1, 414.1, 426.1, 426.2, 462, 465, 455/554.1, 554.2, 555; 379/100.02, 100.12, 379/93.12, 93.25; 235/462.46, 472.02, 375, 235/380

See application file for complete search history.

(56) **References Cited**

U.S. PATENT DOCUMENTS

3,810,101 A 5/1974 Avery

(Continued)

FOREIGN PATENT DOCUMENTS

DE 2739157 A1 3/1979

(Continued)

OTHER PUBLICATIONS

Imielinski, T., et al., "Mobile Wireless Computing: Solutions and Challenges in Data Management," Rutgers University, Jan. 1993, report cover page with business card, report cover page, title page, pages 1-37, back cover pages.

(Continued)

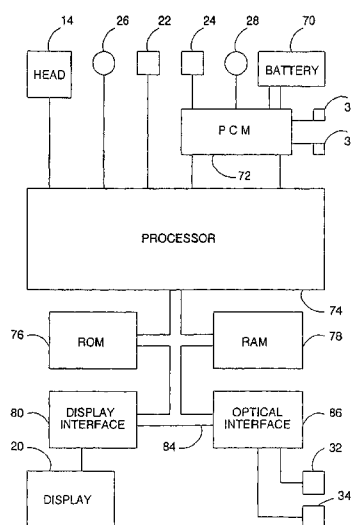
Primary Examiner—Jean A Gelin

(74) *Attorney, Agent, or Firm*—Mintz Levin Cohn Ferris Glovsky and Popeo, P.C.

(57) **ABSTRACT**

A data entry system includes a hand held data entry unit having a reading sensor for sensing commands and/or data, rewritable storage for storing information relating to selectable items, a controller (a microprocessor or other processing circuitry) and a display screen for displaying a user readable representation of the commands and/or stored information for a selected item, and a telecommunication interface for the telephonic transmission of information relating to a selected item or items from the storage to a remote processing center and for the telephonic information relating to selectable items from the remote processing center to the storage. Preferably a telecommunications interface is provided in the hand held unit for cellular or other wireless telephony systems. The hand held unit can be configured to combine the data entry functions with those of audio telephony.

42 Claims, 11 Drawing Sheets



U.S. PATENT DOCUMENTS					
3,906,166 A	9/1975	Cooper	4,916,441 A	4/1990	Gombrich
3,956,740 A	5/1976	Jones et al.	4,924,462 A	5/1990	Sojka
4,004,133 A	1/1977	Hannan et al.	4,927,986 A	5/1990	Daly
4,016,542 A	4/1977	Azure	4,928,300 A	5/1990	Ogawa et al.
4,071,697 A	1/1978	Bushnell et al.	4,947,028 A	8/1990	Gorog
4,153,937 A	5/1979	Poland	4,961,043 A	10/1990	Koenck
4,241,409 A	12/1980	Nolf	4,965,821 A	10/1990	Bishop et al.
4,251,798 A	2/1981	Swartz et al.	4,969,830 A	11/1990	Daly et al.
RE30,671 E	7/1981	Poland	4,972,457 A	11/1990	O'Sullivan
4,279,021 A	7/1981	See et al.	4,974,170 A	11/1990	Bouve et al.
4,295,181 A	10/1981	Change et al.	4,983,318 A	1/1991	Matsumoto et al.
4,399,331 A	8/1983	Brown et al.	4,991,197 A	2/1991	Morris
4,415,065 A	11/1983	Sandstedt	4,991,199 A	2/1991	Parekh et al.
4,482,802 A	11/1984	Aizawa et al.	4,995,402 A	2/1991	Smith
4,490,853 A	12/1984	Nally et al.	5,003,164 A	3/1991	Barkan
4,503,288 A	3/1985	Kessler	5,003,472 A	3/1991	Perrill
4,545,023 A	10/1985	Mizzi et al.	5,008,927 A	4/1991	Weiss et al.
4,569,421 A	2/1986	Sandstedt	5,008,952 A	4/1991	Davis et al.
4,575,621 A	3/1986	Dreifus et al.	5,019,764 A	5/1991	Chang
4,587,630 A	5/1986	Straton et al.	5,019,974 A	5/1991	Beckers
4,591,974 A	5/1986	Dornbush et al.	5,020,090 A	5/1991	Morris
4,607,156 A	8/1986	Koppenaar et al.	5,020,135 A	5/1991	Kasparian et al.
4,621,189 A	11/1986	Kumar et al.	5,021,640 A	6/1991	Muroi
4,622,437 A	11/1986	Bloom et al.	5,021,642 A	6/1991	Chadima, Jr. et al.
4,653,086 A	3/1987	Laube	5,023,438 A	6/1991	Wakatsuki et al.
4,654,514 A	3/1987	Watson et al.	D317,910 S	7/1991	Hawkins et al.
4,654,867 A	3/1987	Labadz et al.	5,029,183 A	7/1991	Tymes
4,697,281 A	9/1987	O'Sullivan	5,031,098 A	7/1991	Miller et al.
4,706,090 A	11/1987	Hashiguchi et al.	5,031,119 A	7/1991	Dulaney et al.
4,712,242 A	12/1987	Rajasekaran et al.	5,046,082 A	9/1991	Zicker et al.
4,724,521 A	2/1988	Carron et al.	5,046,084 A	9/1991	Barrett et al.
4,725,694 A	2/1988	Auer et al.	5,047,614 A	9/1991	Bianco
4,725,977 A	2/1988	Izumi et al.	5,047,617 A	9/1991	Shepard et al.
4,731,726 A	3/1988	Allen	5,055,660 A	10/1991	Bertagna et al.
4,734,858 A	3/1988	Schlafy	5,059,778 A	10/1991	Zouzoulas et al.
4,757,022 A	7/1988	Shults	5,065,003 A	11/1991	Wakatsuki et al.
4,760,387 A	7/1988	Ishii	5,067,164 A	11/1991	Denker et al.
4,775,928 A	10/1988	Kendall et al.	5,068,838 A	11/1991	Klausner et al.
4,776,003 A	10/1988	Harris	5,070,536 A	12/1991	Mahany et al.
4,777,646 A	10/1988	Harris	5,075,538 A	12/1991	Swartz et al.
4,785,420 A	11/1988	Little	5,077,784 A	12/1991	Fujita et al.
4,800,255 A	1/1989	Imran	5,080,456 A	1/1992	Katz et al.
4,800,505 A	1/1989	Axelrod et al.	5,081,343 A	1/1992	Chadima, Jr. et al.
4,803,652 A	2/1989	Maeser et al.	5,095,197 A	3/1992	Chadima, Jr. et al.
4,805,134 A	2/1989	Calo et al.	5,095,503 A	3/1992	Kowalski
4,806,742 A	2/1989	Swartz et al.	5,095,538 A	3/1992	Durboraw
4,812,843 A	3/1989	Champion et al.	5,100,098 A	3/1992	Hawkins
4,816,660 A	3/1989	Swartz et al.	5,101,439 A	3/1992	Kiang
4,816,904 A	3/1989	McKenna et al.	5,103,080 A	4/1992	Barkan
4,823,311 A	4/1989	Hunter et al.	5,107,100 A	4/1992	Shepard et al.
4,825,057 A	4/1989	Swartz et al.	5,110,226 A	5/1992	Sherman et al.
4,831,647 A	5/1989	D'Avello et al.	5,111,498 A	5/1992	Guichard et al.
4,835,372 A	5/1989	Gombrich et al.	5,117,098 A	5/1992	Swartz
4,835,374 A	5/1989	Swartz et al.	5,122,914 A	6/1992	Hanson
4,837,800 A	6/1989	Freeburg et al.	5,123,064 A	6/1992	Hacker et al.
4,845,350 A	7/1989	Shepard et al.	5,125,039 A	6/1992	Hawkins
4,845,658 A	7/1989	Gifford	5,126,545 A	6/1992	Barkan
4,845,740 A	7/1989	Tokuyama et al.	5,127,041 A	6/1992	O'Sullivan
4,850,003 A	7/1989	Huebeck et al.	5,128,776 A	7/1992	Scorse et al.
4,850,009 A	7/1989	Zook et al.	5,130,520 A	7/1992	Shepard et al.
4,857,713 A	8/1989	Brown	5,133,076 A	7/1992	Hawkins et al.
4,882,757 A	11/1989	Fisher et al.	5,133,081 A	7/1992	Mayo
4,885,574 A	12/1989	Negishi et al.	RE34,034 E	8/1992	O'Sullivan
4,885,580 A	12/1989	Noto et al.	5,136,147 A	8/1992	Metlitsky et al.
4,887,265 A	12/1989	Felix	5,138,140 A	8/1992	Siemiatkowski et al.
4,894,523 A	1/1990	Chadima, Jr. et al.	5,142,550 A	8/1992	Tymes
4,896,026 A	1/1990	Krichever et al.	5,144,119 A	9/1992	Chadima, Jr. et al.
4,897,532 A	1/1990	Swartz et al.	5,144,121 A	9/1992	Chadima, Jr. et al.
4,907,264 A	3/1990	Seiler et al.	5,157,687 A	10/1992	Tymes
4,914,732 A	4/1990	Henderson et al.	5,161,248 A	11/1992	Bertiger et al.
4,916,411 A	4/1990	Lymer	5,168,148 A	12/1992	Giebel
			5,171,977 A	12/1992	Morrison
			5,173,691 A	12/1992	Sumner

5,182,441 A	1/1993	Chadima, Jr. et al.	5,335,170 A	8/1994	Petteruti et al.
5,184,314 A	2/1993	Kelly et al.	5,335,276 A	8/1994	Thompson et al.
5,187,353 A	2/1993	Metlitsky et al.	5,337,346 A	8/1994	Uchikura
5,187,355 A	2/1993	Chadima, Jr et al.	5,337,358 A	8/1994	Axelrod et al.
5,187,356 A	2/1993	Chadima, Jr. et al.	5,339,239 A	8/1994	Manabe et al.
5,187,805 A	2/1993	Bertiger et al.	5,340,978 A	8/1994	Rostoker et al.
5,189,287 A	2/1993	Parienti	5,345,071 A	9/1994	Dumont
5,189,291 A	2/1993	Siemiakowski	5,347,115 A	9/1994	Sherman et al.
5,189,356 A	2/1993	Rovner	5,347,632 A	9/1994	Filepp et al.
5,189,632 A	2/1993	Paajanen et al.	5,349,678 A	9/1994	Morris et al.
5,195,130 A	3/1993	Weiss et al.	5,353,331 A	10/1994	Emery et al.
5,195,183 A	3/1993	Miller et al.	5,353,334 A	10/1994	O'Sullivan
5,196,683 A	3/1993	Marom et al.	5,359,182 A	10/1994	Schilling
5,198,651 A	3/1993	Barkan et al.	5,363,031 A	11/1994	Miller et al.
5,200,913 A	4/1993	Hawkins et al.	5,367,563 A	11/1994	Sainton
5,201,067 A	4/1993	Grube et al.	5,368,562 A	11/1994	Blomquist et al.
5,202,825 A	4/1993	Miller et al.	5,369,260 A	11/1994	Schuessler
5,208,446 A	5/1993	Martinez	5,371,348 A	12/1994	Kumar et al.
5,212,628 A	5/1993	Bradbury	5,371,858 A	12/1994	Miller et al.
5,216,233 A	6/1993	Main et al.	5,379,057 A	1/1995	Clough et al.
5,218,187 A	6/1993	Koenck et al.	5,392,447 A	2/1995	Schlack et al.
5,218,188 A	6/1993	Hanson	5,400,068 A	3/1995	Ishida et al.
5,218,191 A	6/1993	Chadima, Jr. et al.	5,401,944 A	3/1995	Bravman et al.
5,221,838 A	6/1993	Gutman et al.	5,402,117 A	3/1995	Zijderhand
5,222,138 A	6/1993	Balabon et al.	5,406,491 A	4/1995	Lima
5,225,822 A	7/1993	Shiraishi	5,408,250 A	4/1995	Bier
5,227,614 A	7/1993	Danielson et al.	5,410,141 A	4/1995	Koenck et al.
5,227,802 A	7/1993	Pullman et al.	5,412,417 A	5/1995	Tozuka
5,227,863 A	7/1993	Bilbrey	5,412,660 A	5/1995	Chen
5,233,172 A	8/1993	Chadima, Jr. et al.	5,418,560 A	5/1995	Yasuda
5,233,502 A	8/1993	Beatty et al.	5,418,812 A	5/1995	Reyes et al.
5,241,488 A	8/1993	Chadima, Jr. et al.	5,424,524 A	6/1995	Ruppert et al.
5,243,452 A	9/1993	Baur	5,425,077 A	6/1995	Tsoi
5,247,162 A	9/1993	Swartz et al.	5,426,594 A	6/1995	Wright et al.
5,248,929 A	9/1993	Burke	5,434,994 A	7/1995	Shaheen et al.
5,249,218 A	9/1993	Sainton	5,436,654 A	7/1995	Boyd
5,250,789 A	10/1993	Johnsen	5,436,954 A	7/1995	Nishiyama et al.
5,250,792 A	10/1993	Swartz et al.	5,442,541 A	8/1995	Hube et al.
5,258,606 A	11/1993	Chadima, Jr. et al.	5,442,783 A	8/1995	Oswald et al.
5,260,697 A	11/1993	Barrett et al.	5,444,763 A	8/1995	Lazaridis et al.
5,266,787 A	11/1993	Mazz et al.	D363,281 S	10/1995	Buhrmann
5,272,323 A	12/1993	Martino	5,457,629 A	10/1995	Miller et al.
5,272,353 A	12/1993	Barkan et al.	5,463,305 A	10/1995	Koenck
5,278,487 A	1/1994	Koenck	5,463,547 A	10/1995	Markowitz et al.
5,280,498 A	1/1994	Tymes et al.	5,465,207 A	11/1995	Boatwright et al.
5,288,985 A	2/1994	Chadima, Jr. et al.	5,465,401 A	11/1995	Thompson
5,289,378 A	2/1994	Miller et al.	5,467,403 A	11/1995	Fishbine
5,294,782 A	3/1994	Kumar	5,468,947 A	11/1995	Danielson et al.
5,294,784 A	3/1994	Tooley et al.	5,468,949 A	11/1995	Swartz et al.
5,295,014 A	3/1994	Toda	5,475,375 A	12/1995	Barrett et al.
5,297,216 A	3/1994	Sklarew	5,477,042 A	12/1995	Wang
5,301,222 A	4/1994	Fujiwara	5,478,998 A	12/1995	Charych et al.
5,302,813 A	4/1994	Goren	5,479,441 A	12/1995	Tymes
5,303,288 A	4/1994	Duffy et al.	5,485,370 A	1/1996	Moss et al.
5,306,899 A	4/1994	Marom et al.	5,485,505 A	1/1996	Norman
5,307,263 A	4/1994	Brown	5,491,507 A	2/1996	Umezawa et al.
5,307,497 A	4/1994	Feigenbaum et al.	5,493,199 A	2/1996	Koenck et al.
5,308,966 A	5/1994	Danielson et al.	5,497,339 A	3/1996	Bernard
5,309,500 A	5/1994	Koma et al.	5,504,595 A	4/1996	Marom et al.
5,313,051 A	5/1994	Brigida et al.	5,508,599 A	4/1996	Koenck
5,313,053 A	5/1994	Koenck et al.	5,517,434 A	5/1996	Hanson et al.
5,317,691 A	5/1994	Traeger	5,519,205 A	5/1996	Rostoker
5,319,548 A	6/1994	Germain	5,519,577 A	5/1996	Dudas et al.
5,322,991 A	6/1994	Hanson	5,522,089 A	5/1996	Kikinis et al.
5,324,922 A	6/1994	Roberts	5,526,481 A	6/1996	Parks et al.
5,324,925 A	6/1994	Koenck et al.	5,528,266 A	6/1996	Arbeitman et al.
5,327,308 A	7/1994	Hanson	5,528,285 A	6/1996	Morikawa et al.
5,331,136 A	7/1994	Koenck et al.	5,528,621 A	6/1996	Heiman et al.
5,331,137 A	7/1994	Swartz	5,530,754 A	6/1996	Garfinkle
5,331,580 A	7/1994	Miller et al.	5,537,608 A	7/1996	Beatty et al.
5,333,116 A	7/1994	Hawkins et al.	5,541,398 A	7/1996	Hanson
5,333,176 A	7/1994	Burke et al.	5,543,588 A	8/1996	Bisset et al.
5,334,824 A	8/1994	Martinez	5,546,538 A	8/1996	Cobbley et al.

5,550,646 A	8/1996	Hassan et al.	6,343,318 B1	1/2002	Hawkins et al.
5,550,715 A	8/1996	Hawkins	6,366,935 B2	4/2002	Hawkins et al.
5,550,754 A	8/1996	McNelley et al.	6,371,081 B1	4/2002	Hawkins et al.
5,553,312 A	9/1996	Gathey et al.	D457,162 S	5/2002	Hawkins et al.
5,555,443 A	9/1996	Ikehama	D457,526 S	5/2002	Hawkins et al.
5,555,459 A	9/1996	Kraus et al.	6,388,870 B1	5/2002	Canova, Jr. et al.
5,568,536 A	10/1996	Tiller et al.	6,388,877 B1	5/2002	Canova, Jr. et al.
5,579,489 A	11/1996	Dornier et al.	6,397,259 B1	5/2002	Lincke et al.
5,579,535 A	11/1996	Orlen et al.	6,442,637 B1	8/2002	Hawkins et al.
5,584,054 A	12/1996	Tyneski et al.	6,448,988 B1	9/2002	Haitani et al.
5,585,789 A	12/1996	Haneda	D466,115 S	11/2002	Hawkins et al.
5,590,373 A	12/1996	Whitley et al.	D466,502 S	12/2002	Hawkins et al.
5,594,470 A	1/1997	Meyerson et al.	D466,877 S	12/2002	Hawkins et al.
5,602,854 A	2/1997	Luse et al.	D467,235 S	12/2002	Hawkins et al.
5,602,963 A	2/1997	Bissonnette et al.	6,493,464 B1	12/2002	Hawkins et al.
5,606,594 A	2/1997	Register et al.	6,516,202 B1	2/2003	Hawkins et al.
5,612,732 A	3/1997	Yuyama et al.	6,539,476 B1	3/2003	Marianetti et al.
5,617,236 A	4/1997	Wang et al.	6,587,700 B1	7/2003	Meins et al.
5,619,684 A	4/1997	Goodwin et al.	6,601,111 B1	7/2003	Peacock et al.
5,625,673 A	4/1997	Grewe	6,671,389 B1	12/2003	Marzke et al.
5,634,080 A	5/1997	Kikinis	6,687,345 B1	2/2004	Swartz et al.
5,640,444 A	6/1997	O'Sullivan	6,728,786 B2	4/2004	Hawkins et al.
5,646,389 A	7/1997	Bravman et al.	6,755,946 B1	6/2004	Patton et al.
5,666,530 A	9/1997	Clark et al.	2001/0007334 A1	7/2001	Wilz, Sr. et al.
5,668,876 A	9/1997	Falk et al.	2005/0259797 A1	11/2005	Swartz et al.
5,675,524 A	10/1997	Bernard			
5,680,633 A	10/1997	Koenck et al.			
5,694,546 A	12/1997	Reisman			
5,706,290 A	1/1998	Shaw	DE A-3814728 A1	11/1989	
5,729,591 A	3/1998	Bailey	DE A-4109482 A1	9/1992	
5,745,559 A	4/1998	Weir	EP 0094571 A3	11/1983	
5,754,645 A	5/1998	Metroka et al.	EP 0 149 762 A1	7/1985	
5,754,655 A	5/1998	Hughes et al.	EP 0149762 A2	7/1986	
5,761,621 A	6/1998	Sainton et al.	EP 0 349 430 A2	1/1990	
5,771,354 A	6/1998	Crawford	EP 0 486 973 A2	5/1992	
5,793,957 A	8/1998	Kikinis et al.	EP 0519838 A1	12/1992	
D397,679 S	9/1998	Hawkins et al.	EP 0 530 416 A1	3/1993	
5,812,953 A	9/1998	Griffith et al.	EP 0536481 A2	4/1993	
5,815,142 A	9/1998	Allard et al.	EP 0 378 775	4/1995	
5,821,523 A	10/1998	Bunte et al.	EP 0 651 543 A2	5/1995	
5,822,230 A	10/1998	Kikinis et al.	EP 97900179.9	1/1996	
5,825,732 A	10/1998	Arataki	EP 0 531 645	3/1997	
5,835,732 A	11/1998	Kikinis et al.	EP 0519838 B1	4/1998	
5,845,073 A	12/1998	Carlin et al.	GB 2183071 A	5/1987	
5,850,358 A	12/1998	Danielson et al.	GB 2202664 A	9/1988	
5,854,985 A	12/1998	Sainton et al.	GB 2 216 319 A	10/1989	
5,866,888 A	2/1999	Bravman et al.	GB 2229562 A	9/1990	
5,870,561 A	2/1999	Jarvis et al.	GB 2 246 491 A	9/1994	
5,884,323 A	3/1999	Hawkins et al.	GB 2 289 555 A	11/1995	
5,894,595 A	4/1999	Foladare et al.	JP 59 198034	11/1984	
5,899,855 A	5/1999	Brown	JP 63-172558	7/1988	
5,900,875 A	5/1999	Haitani et al.	JP 6331563	12/1988	
5,902,988 A	5/1999	Durbin	JP 1173262	7/1989	
5,932,863 A	8/1999	Rathus et al.	JP 01173262 A	7/1989	
5,952,998 A	9/1999	Clancy et al.	JP 01-276862	11/1989	
5,969,698 A	10/1999	Richard et al.	JP 01-311364	12/1989	
6,000,000 A	12/1999	Hawkins et al.	JP 1 314462	12/1989	
6,006,274 A	12/1999	Hawkins et al.	JP 02144681	6/1990	
6,009,399 A	12/1999	Spille	JP 03-074958	3/1991	
6,016,135 A	1/2000	Biss et al.	JP 3-109891	5/1991	
6,058,304 A	5/2000	Callaghan et al.	JP A-4-17494	1/1992	
6,118,939 A	9/2000	Nack et al.	JP 4-24149	2/1992	
6,134,453 A	10/2000	Sainton et al.	JP 04024149	2/1992	
6,177,950 B1	1/2001	Robb	JP 04348463	12/1992	
6,192,255 B1	2/2001	Lewis et al.	JP 05241994	9/1993	
RE37,141 E	4/2001	O'Sullivan	JP 06 090309	3/1994	
D440,542 S	4/2001	Hawkins et al.	JP 3-1098891	6/2008	
6,219,681 B1	4/2001	Hawkins et al.	WO WO 8707106 A1	11/1987	
6,295,372 B1	9/2001	Hawkins et al.	WO WO 89/04016 A1	5/1989	
D449,283 S	10/2001	Sipher et al.	WO WO 91/00574 A1	1/1991	
6,300,946 B1	10/2001	Lincke et al.	WO WO 92/14329 A1	8/1992	
6,317,797 B2	11/2001	Clark et al.	WO WO 93/16550 A1	8/1993	
6,330,618 B1	12/2001	Hawkins et al.	WO WO 94/11967 A1	5/1994	

FOREIGN PATENT DOCUMENTS

WO WO 94/12938 6/1994

OTHER PUBLICATIONS

Imielinski, T., et al., "Mobile Wireless Computing: Solutions and Challenges in Data Management," Rutgers University, Jan. 1993, RIMDQ 08325-73, and 1 page sheet RIMDQ 08374, produced by Rim with RIMDQ 08325-73.

Stieglitz, "Industry Dynamics and Types of Market Convergence," First Draft, dated May 9, 2002, Bates Nos. RIMDQ0091160-200.

"Special Report, Your Electronic Future," Newsweek, Jun. 6, 1994, DQ01829-86.

"Approved Statement," approved by Nokia Corp./DataQuill, p. 8, 1 page, dated Feb. 19, 2008.

Stipulation of Dismissal; Order of Dismissal, *DataQuill Ltd. v. Nokia Corp.* (S.D. Cal.), datd Apr. 4 and 9, 2008.

Plaintiff's Opposed Motion for Leave to File a Second Amended Complaint and Brief in Support (proposing allegations regarding document C1 and O91), *Rim v. DataQuill Ltd.*, 24 pages, dated Apr. 17, 2008.

Second Amended Complaint for Declaratory Judgment of Patent Non-infringement, Invalidity, and Unenforceability, *Rim v. DataQuill Ltd.*, pp. 1-21, dated Apr. 17, 2008.

Complaint, *DataQuill Ltd. v. High Tech Computer Corp.* (S.D. Cal.), 5 pages, dated Car. 24, 2008.

Office action regarding U.S. Appl. No. 6,058,304 in Control No. 90/008,340, 36 pages, dated Apr. 1, 2008.

Office action regarding U.S. Appl. No. 7,139,591 in Control No. 90/008,394, 23 pages, dated Apr. 1, 2008.

Office action U.S. Appl. No. 11/515,152, 5 pages, dated Nov. 9, 2007.

Letter to R. Thonnes re Invoice to: DataQuill Limited, dated Aug. 15, 1995, Bates No. GR0001.

Letter to G. Robb from Roland, University of Edinburg, dated Jul. 3, 1992, Bates No. GR0003.

Communication from UK patent office to Dataquill re GB 2 202 664, dated Nov. 12, 1993, Bates No. GR0004.

Communication from UK patent office to Dataquill re GB 2 202 664, dated Nov. 16, 1993, Bates No. GR0005.

Chessman letter to Smith, *Rim v. DataQuill Ltd.*, 5 pages, dated Jun. 24, 2008.

B. Badrinath, Impact of Mobility on Distributed Computations, Operating Systems Review, 8 pages, RIMDQ 0107344-107351, Apr. 1993.

Index of technical Reports, produced by Rim, RIMDQ 0109802-109825, pp. 1 to 24, dated Jun. 11, 2008.

"Vannevar Bush—As we may think —The Atlantic Monthly, Jul. 1945", duchier@ps.uni-sb.de, Bates Nos. RIMDQ0072616-634, printout undated.

J. Arnold, "France's Minitel: 20 years young", <http://news.bbc.co.uk/2/hi/business/3012769.stm>, Bates Nos. RIMDQ0072635-638, May 14, 2003.

"Motorola adds Newton technology to mobile data repertoire—Apple Computer Inc Mobile Phone News, Apr. 12, 1983", http://www.looksmartphones.com/p/articles/mi_m3457/is_n14_v11/ai_. . ., pp. 1,2, Bates Nos. RIMDQ0072672-673, Gale Group, Copyright 2004, printout undated.

"First-generation PDAs' options, prices and marketing approaches differ—personal digital assistants Mobile Phone News, Aug. 30, 1993", http://www.looksmartphones.com/p/articles/mi_m3457/is_n14_v11/ai_. . ., pp. 1, 2, Bates Nos. RIMDQ0072674-675, Copyright PBI Media 1993, Gale Group, Copyright 2004, printout undated.

"Plugged in Sep. 1993 vol. 4 Issue 9 PDAs The newest assistants for a mobile society", <http://www.smartcomputing.com/editorial/article.asp?article=articles/19 . . .>, pp. 1 to 4, Bates Nos. RIMDQ0072680-683, Sandhills Publishing Company U.S.A., © 2006, printout undated.

C. Lu, "A small revolution Newton has arrived at long last", Macworld, pp. 102-105, Sep. 1993, Bates Nos. RIMDQ0081338-341.

S. Loken, "Information technology resources assessment", Information and Computing Science Division Lawrence Berkely Laboratory, Bates Nos. RIMDQ0081349-415, Jan. 1993.

C. Barr, "Pen PCs", PC Magazine, Nov. 10, 1992, pp. 175-203, Bates Nos. RIMDQ0081416-433.

Duchamp, Feiner, Maguire, "Software technology for wireless mobile computing", IEEE Network Magazine, Nov. 1991, pp. 12-18, Bates Nos. RIMDQ0081434-440, © 1991.

E. Torgan, "New & Improved", PC Magazine, May 12, 1992, p. 59, Bates No. RIMDQ0082406.

M. Soviero, "Your world according to Newton", Popular Science, Sep. 1992, pp. 45-49, Bates Nos. RIMDQ0082407-411.

"The PC gets more personal", Byte, Jul. 1992, pp. 128-138, Bates Nos. RIMDQ0082412-421.

"Grid systems releases the palmpad wearable pen computer Mar. 23, 1992 From Issue No. 1886", http://www.cbrononline.com/article.com/article_cg_print.asp?guid=AA91FF24-97 . . ., Bates No. RIMDQ0082422, Computer Business Review & CBRonline.com, © 2007, printout Jun. 12, 2007.

"Novice notes Each month Jul. 1992 vol. 3, Issue7", <http://www.smartcomputing.com/editorial/article.asp?article=articles . . .>, pp. 1, 2, Bates Nos. RIMDQ0082423-424, printout Jun. 12, 2007.

"Grid dresses up pen computer—Grid systems corp.'s PalmPAD—Product announcement", http://www.findarticles.com/p/articles/mi_m0NEW/is_1992_Mar_20/ai...., pp. 1, 2, Bates Nos. RIMDQ0082425-426, Findarticles, Copyright 2007, printout Jun. 12, 2007.

Deposition transcript (minuscrit) of Garry D. Robb, *Dataquill v. Hanspring*, Case No. 01C 4635, pp. 1 to 299, dated May 31, 2002.

EO, Inc, Letter to D. Beaufait, California Wireless, Inc., Mar. 22, 1993, Own your Own Personal Communicator 440, Bates Stamped pp. HSD0004019-HSD0004020.

Go Corporation, "Penpoint Communications Technology Benefits Study", Draft Discussion Outline, Nov. 12, 1992, Bates Stamped pp. HSD0004021-HSD0004066.

EO, Inc., "Industry Briefing EO, AT&T, Matsushita and Marubeni" Oct. 1, 1992, Bates Stamped pp. HSD0004067-HSD0004116.

EO, Inc., "Software Vendors Rally Around EO Personal Communicators", Nov. 4, 1992, Bates Stamped pp. HSD0004120-HSD0004122.

Go Corporation, "Go Corp. Announces PenPoint for Hobbit, Go Message Center, and Go Faz on will be available on EO Personal Communicator", Nov. 4, 1992, Bates Stamped pp. HSD0004125-HSD0004126.

Pensoft Corporation, "Pensoft Corporation Announces Personal Perspective built into every EO Personal Communicator", Nov. 4, 1992, Bates Stamped pp. HSD0004127-HSD0004128.

Notable Technologies, Inc., "Notable Technologies Announces Support for EO: will Produce Applications for

- Personal Communicators", Nov. 4, 1992, Bates Stamped pp. HSD0004129-HSD0004130.
- Sitka Corporation, "EO Selects Sitka's Mobile Networking Solutions for New Line of Personal Communicators", Nov. 4, 1992, Bates Stamped pp. HSD0004131-HSD0004133.
- Penmagic Software Inc., "Penmagic Announces Support for EO Personal Communicators and Hobbit Platform", Nov. 4, 1992, Bates Stamped pp. HSD0004134-HSD0004135.
- Ink Development Corporation, "Ink Development Announces InkWare® NoteTaker for EO Personal Communicators", Marked "For Release Nov. 4, 1992", Bates Stamped pp. HSD0004136-HSD0004137.
- Slate Corporation, Slate Announces Port of PenApps™, Nov. 4, 1992, Bates Stamped pp. HSD0004138-HSD0004139.
- EO, Inc., "EO Unveils World's First Personal Communicator's", Nov. 4, 1992, Bates Stamped pp. HSD0004142-HSD0004145.
- American Programmer, Inc., "American Programmer", Dec. 1991, Bates Stamped pp. HSD0004147-HSD0004178.
- AT&T, "High-speed cellular modem for laptops from Paradyne and Nokia", "For Release" Feb. 23, 1993, Bates Stamped pp. HSD0009580-HSD0009581.
- AT&T, "AT&T Penstuff, Trimble make 'personal navigators'", "For Release" Jun. 29, 1993, Bates Stamped pp. HSD0009582-HSD0009584.
- AT&T, "AT&T and EO lower prices for personal communicators", "For Release" Sep. 16, 1993, Bates Stamped pp. HSD0009585-HSD0009586.
- AT&T, "EO, Inc., will be AT&T's personal communicator company", "For Release" Jun. 1, 1993, Bates Stamped pp. HSD0009587-HSD0009589.
- Internet: "Evloving PDAs", undated, no author, Bates Stamped p. HSD0012769.
- Internet: From On the Go Magazine, Sep. 8, 1993: "Wireless Newton Technology Goes to Work", Copyright 1993, David McNeill, Bates Stamped pp. HSD0012770-HSD0012771.
- Internet: From On the Go Magazine, Oct. 13, 1993: "Newton Notes Messaging Card and NewtonMail: We Pick up and deliver", Copyright 1993, David McNeill, Bates Stamped pp. HSD0012772-HSD0012773.
- Internet: "Concept development for LCD-Applied Products", notation "(Received Oct. 7, 1997)" on p. 7, Hideki Atarashi and Toshifumi Mizobata, Bates Stamped pp. HSD0012774-HSD0012780.
- Internet: "NCR cuts price of 3170 notebook computer 11 to 19 percent", AT&T News Release, "for release Monday Mar. 8, 1993", Bates Stamped pp. HSD0012781-HSD0012782.
- EO Incorporated, "EO Cellular Module Programming Instructions for Cellular Service Providers and Results", May 13, 1993, Bates Stamped pp. HSD0013223-HSD0013233.
- EO, Inc., "EO Personal Communicator 440/880 Technical Note No. 3011, Installing the EO Update 2B on your EO", "TN Date: Dec. 2, 1993", Bates Stamped pp. HSD0013247-HSD0013254.
- EO Customer Services, "Tips from our Users", Jun. 9, 1993, Bates Stamped p. HSD0013256.
- Symbol Technologies Incorporated, Operator's Guide LRT 3270, Apr. 1992, Bates Stamped pp. SYM00001-SYM00002.
- Symbol Technologies Incorporated, "Operator's Guide LRT 46-key 3270 Emulation", Sep. 1992, Bates Stamped pp. SYM00003-SYM00004.
- Symbol Technologies Incorporated, "Series 3800 Portable Terminal User's Guide", Oct. 1992, Bates Stamped pp. SYM00007-SYM00008.
- Symbol Technologies Incorporated, "Spread Spectrum Technology, Monograph 7", Fred P. Heiman, Jun. 1991, Bates Stamped pp. SYM00235-SYM00254.
- "Lotus Sees Software Integration Rise Systems & Network Integration," Excerpt from News Brief (unknown source), Mar. 16, 1992, p6.
- "IBM's TouchMobile Field Workers Collect Data at the Touch of a Finger", Pr newswire Jan. 26, 1993, 20/04/00, on the Web at www.datastarweb.com, 3 pgs.
- IBM Touchmobile Information and Planning Guide, IBM, Mar. 1993, cover pg., copyright pg., pp. iii-vii, pp. 1 to 11, 2 comment pgs., 2 encoding pgs.
- "Mobile Communications", Informa Publishing Group, Plc., Jul. 29, 1993, 3 pgs. (unnumbered).
- "The EO 440 and EO 880, Paradigms for Personal Communications", Smart Computing-editorial, vol. 4 issue 9, Sep. 1993, Internet article, copyright 2001, pgs. No. 1-4.
- Defendant Handspring, Inc.'s Answer and Counterparts, Aug. 1, 2001.
- Defendant and Counterclaimant Kyocera Wireless Corp.'s Answer to Complaint and Counterclaim, Aug. 7, 2001.
- Notice of Motion and DataQuill's Motion to Strike Handspring's Counterclaim and Affirmative Defense Pertaining to Inequitable Conduct, Aug. 24, 2001.
- DataQuill's Reply to Handspring Counterclaims, Aug. 24, 2001.
- Notice of Motion and DataQuill's Reply to Kyocera Pertaining to Inequitable Conduct, Aug. 24, 2001.
- DataQuill's Motion to Strike Kyocera's Counterclaims and Affirmative Defenses Pertaining to Inequitable Conduct, Aug. 24, 2001.
- Handspring's Opposition to DataQuill's Motion to Strike Handspring's Counterclaim and Affirmative Defense Pertaining to Inequitable Conduct, Sep. 14, 2001.
- Minute Order: Enter Memorandum Opinion: DataQuill's Strike is denied. Ruling set for Oct. 18, 2001 is stricken. Status hearing set for Oct. 18, 2001 at 9:30 a.m. to stand, Oct. 3, 2001.
- Minute Order: DataQuill's motion to strike Handspring's counterclaim and affirmative defense pertaining to inequitable conduct is denied. Ruling set for Oct. 18, 2001 is stricken. Entered Memorandum Opinion and Order.
- Handspring's Responses to DataQuill's First Set of Interrogatories (Nos. 1-11), Nov. 21, 2001.
- Handspring's Responses to DataQuill's First Set of Documentation Requests (Nos. 1-45), Nov. 21, 2001.
- Handspring's Responses to DataQuill's Second Set of Interrogatories (Nos. 12-14), Jan. 18, 2002.
- DataQuill's Supplemental Responses to Handspring's First Set of Interrogatories to DataQuill (Nos. 1-7), Feb. 8, 2002.
- DataQuill's Responses to Handspring's First Set of Interrogatories to DataQuill (Nos. 1-7), Nov. 29, 2001.
- Handspring's First Set of Supplemental Responses to DataQuill's Interrogatories (Nos. 1 & 3-6), Feb. 8, 2002.
- Handspring's Second Set of Supplemental Responses to DataQuill's Interrogatories (Nos. 4 & 6-8), Feb. 14, 2002.
- DataQuill's Second Supplemental Responses to Handspring's First Set of Interrogatories to DataQuill (Nos. 2 and 4), Feb. 20, 2002.
- DataQuill's Responses and Objections to Handspring's Rule 30(b)(6) Deposition Topics, Mar. 18, 2002.
- DataQuill's Responses to Handspring's First Set of Requests for Admissions to DataQuill (Nos. 1-184), Mar. 21, 2002.
- DataQuill's Responses to Handspring's Third Set of Interrogatories to DataQuill (Nos. 12-22), Mar. 21, 2001.

DataQuill's Supplemental Responses to Handspring Interrogatories Nos. 6, 8, and 9, Mar. 22, 2002.

DataQuill's Amended Responses to Handspring's First Set of Requests for Admissions to DataQuill (Nos. 1, 9-11, 14-18, 20-25, 34, 36-42, 47-50 and 67-69), Apr. 17, 2002.

Handspring's Third Set of Supplemental Responses to DataQuill's Interrogatories (Nos. 4 & 5) Apr. 22, 2002.

Transcript of videotaped deposition of Francis John Callaghan, Mar. 4, 2002, pp. 1-71 (includes reduced format pages of deposition numbered 1-283) and word index pages 1-23.

Transcript of videotaped deposition of Francis John Callaghan, Mar. 5, 2002, pp. 1-34 (includes reduced format pages of deposition numbered 284-419) and word index pp. 1-14.

Transcript of videotaped deposition of Paul Doran, Mar. 4, 2002, pp. 1-12 (includes reduced format pages deposition numbered 1-48) and word index pp. 1-5.

Transcript of videotaped deposition of Paul Doran, Mar. 5, 2002, pp. 1-61 includes reduced format pages of deposition numbered 49-291) and word index pp. 1-22.

Transcript of "Videotaped Oral Deposition of N. Rhys Merrett", Apr. 16, 2002, pp. 1-154 and Addendum, pp. 1-2, and Exhibits (See A4, A15-16, A19, A29, A34, A36-37, A45, A47, A207-08).

Texlon Corporation, "Portable Data Collection and Entry Systems", McGraw-Hill Incorporated, Mar. 1989, (5 pages). Patent License Agreement and Related Settlement Documents between DataQuill and Novatel Wireless regarding U.S. Patent No. 6,058,304, May 25, 2004 (10 pages).

Memorandum Opinion in the DataQuill v. Handspring Litigation, May 7, 2004 (16 pages).

English Translation of Official Action directed against Japanese patent application No. 511431/95, Apr. 8, 2003 (5 pages).

DataQuill Limited v. Handspring, Inc., United States District Court Northern District of Illinois Eastern Division, Handspring's Disclosure Pursuant to 35 U.S.C. § 282, Mar. 19, 2004 (10 pages).

DataQuill Limited v. Handspring, Inc., United States District Court for the Northern District of Illinois, "Speakerphone Deposition of David C. Allais, Ph.D., Mountain View, California", Feb. 5, 2004 (manuscript pp. 1-176 and index) (35 pages).

DataQuill Limited v. Handspring, Inc., United States District Court for the Northern District of Illinois Eastern Division, "Deposition of Edward L. Koch", Jan. 29, 2004 (manuscript pp. 1-265) (33 pages).

DataQuill Limited v. Handspring, Inc., United States District Court for the Northern District of Illinois, Expert Witness Statement of Dr. David C. Allais, Ph.D., Nov. 12, 2003 (46 pages).

DataQuill Limited v. Handspring, Inc., United States District Court for the Northern District of Illinois, "Expert Witness Statement of Mike Cheponis", Nov. 12, 2003 (84 pages).

DataQuill Limited v. Handspring, Inc., United States District Court for the Northern District of Illinois Eastern Division, "Expert Report of George H. Gerstman", Nov. 12, 2003 (17 pages).

DataQuill Limited v. Handspring, Inc., United States District Court for the Northern District of Illinois, Verified Expert Disclosure of Edward Koch Pursuant to Rule 26(a)(2)(B), Sep. 18, 2002 (17 pages).

"Supplement to Verified Expert Disclosure of Edward Koch Pursuant to Rule 26(a)(2)(B)", Sep. 29, 2003 (15 pages).

"Second Supplement to Verified Expert Disclosure of Edward Koch Pursuant to Rule 26(a)(2)(B)", Jan. 13, 2003 (24 pages).

DataQuill Limited v. Handspring, Inc., United States District Court for the Northern District of Illinois, "Deposition of Mike Cheponis, San Francisco, California", Dec. 18, 2003 (103 pages) (includes transcript pp. 1-206).

Carr, R., "The Point of the Pen", *Byte*, Feb. 1991, Bates Stamped pp. HSD0014696-HSD0014707.

Letter to Darryl M. Woo regarding Claims 43 and 54, Dec. 16, 2003 (1 page).

DataQuill Limited v. Novatel Wireless, Inc., United States District Court for the Southern District of California, "Complaint", "Answer, Affirmative Defenses and Counterclaims", "Reply to Counterclaims", 2003 (43 pages).

DataQuill Limited v. Kyocera Wireless Corp., United States District Court for the Southern District of California, "Pleadings Vol. 1", undated, (4 pages).

DataQuill Limited v. Kyocera Wireless Corp., United States District Court Southern District of California, "DataQuill's Rule 26(a)(1) Initial Disclosure", Jun. 30, 2003 (3 pages).

DataQuill Limited v. Kyocera Wireless Corp., United States District Court Southern District of California, "DataQuill's Infringement Claim Chart", Jul. 18, 2003 (35 pages).

DataQuill Limited v. Kyocera Wireless Corp., United States District Court Southern District of California, "Defendant Kyocera Wireless Corporation's Initial Disclosures Pursuant to Federal Rules of Civil Procedure 26(A)(1)", Jul. 26, 2003 (6 pages).

DataQuill Limited v. Kyocera Wireless Corp., United States District Court Southern District of California, "Plaintiffs Settlement Brief", Aug. 22, 2003 (10 pages).

DataQuill Limited v. Kyocera Wireless Corp., United States District Court Southern District of California, "DataQuill's First Set of Interrogatories and Document Request", Sep. 23, 2003 (21 pages).

DataQuill Limited v. Kyocera Wireless Corp., United States District Court Southern District of California, "Defendant's Response to Plaintiff's First Set of Interrogatories and Request for Production of Documents", Nov. 19, 2003 (71 pages).

DataQuill Limited v. Kyocera Wireless Corp., United States District Court Southern District of California, "Defendant's Supplemental Response to Plaintiff's First Set of Interrogatories and Request for Production of Documents", Dec. 10, 2003 (6 pages).

DataQuill Limited v. Kyocera Wireless Corp., United States District Court Southern District of California, "Plaintiff's Initial Identification Expert Witnesses", Dec. 5, 2003 (5 pages).

DataQuill Limited v. Kyocera Wireless Corp., United States District Court Southern District of California, "Kyocera's First Designation of Expert Witnesses", Dec. 5, 2003 (4 pages).

DataQuill Limited v. Kyocera Wireless Corp., United States District Court Southern District of California, "Settlement Brief", Aug. 29, 2003 (5 pages).

Docket Sheet for 1:01-CV-4635 U.S. District Court for the Northern District of Illinois, *DataQuill Limited v. Handspring, Inc.*, Mar. 8, 2004 (20 pages).

Decision to Grant a European Patent Pursuant to Art. 97(2) EPC, EP98200196.8-2210, Aug. 14, 2003 (52 pages).

DataQuill Limited v. Handspring, Inc., United States District Court for the Northern District of Illinois, "DataQuill's Notice to Motion to Strike Certain Statements of Facts Accompanying Handspring's Renewed Motions for Summary Judgment", Nov. 7, 2002 (108 pages).

DataQuill Limited v. Handspring, Inc., United States District Court for the Northern District of Illinois, “Defendant Handspring’s Brief in Opposition to DataQuill’s Motion to Strike Certain Statements of Fact Accompanying Handspring’s Renewed Motions for Summary Judgment” Dec. 6, 2002 (73 pages).

DataQuill Limited v. Handspring, Inc., United States District Court for the Northern District of Illinois, “Memorandum Opinion” Dec. 2, 2002 (5 pages).

DataQuill Limited v. Handspring, Inc., United States District Court for the Northern District of Illinois, “Notice to Renewed Motions for Summary Judgment”, Oct. 29, 2002 (3 pages).

DataQuill Limited v. Handspring, Inc., United States District Court for the Northern District of Illinois, “Defendant Handspring’s Memorandum in Support of It’s Renewed Motion for Summary Judgment of Noninfringement and Invalidity of U.S. Patent No. 6,058,304”, Oct. 29, 2002 (14 pages).

DataQuill Limited v. Handspring, Inc., United States District Court for the Northern District of Illinois, Defendant Handspring’s Renewed Motion for Summary Judgment of Invalidity of U.S. Appl. No. 6,058,304 in Light of United States Patent Nos. 5,465,401 and/or 5,335,276, Oct. 29, 2002 (14 pages).

DataQuill Limited v. Handspring, Inc., United States District Court for the Northern District of Illinois, “Defendant Handspring’s Renewed Motion os Summary Judgment of Invalidity of U.S. Patent No. 6,058,304 in Light of the EO Personal Communicator and Cellular Module”, Oct. 29, 2002 (14 pages).

DataQuill Limited v. Handspring, Inc., United States District Court for the Northern District of Illinois, “Defendant Handspring, Inc.’s Statement of Material Facts Regarding it’s Renewed Motions for Summary Judgment for Noninfringement and Invalidity of U.S. Patent No. 6,058,304”, Oct. 29, 2002 (35 pages, also including Exhibits 1-6, inclusive of subparts).

DataQuill Limited v. Handspring, Inc., United States District Court for the Northern District of Illinois, “DataQuill’s Response to Handspring’s Renewed Motion for Summary Judgment of Non-Infringement and Invalidity”, Jan. 10, 2003 (12 pages).

DataQuill Limited v. Handspring, Inc., United States District Court for the Northern District of Illinois, Plaintiff’s Response to Defendant’s Renewed Motion for Summary Judgment of Invalidity “In Light of United States Patent Nos. 5,465,401 and/or 5,335,276”, Jan. 10, 2003 (12 pages).

DataQuill Limited v. Handspring, Inc., United States District Court for the Northern District of Illinois, Plaintiff’s Response to Defendant’s Motion for Summary Judgment on Invalidity “In Light of the EO Personal Communicator and Cellular Module”, Jan. 10, 2003 (23 pages).

DataQuill Limited v. Handspring, Inc., United States District Court for the Northern District of Illinois, “Plaintiff’s Local Rule 56.1(b)(3)(A) Response to Defendant Handspring, Inc.’s Statement of Material Facts Regarding it’s Renewed Motions for Summary Judgment for Noninfringement and Invalidity of U.S. Patent No. 6,058,304”, Jan. 10, 2003 (48 pages).

DataQuill Limited v. Handspring, Inc., United States District Court for the Northern District of Illinois, “DataQuill’s Local Rule 56.1(b)(3)(B) Statement of Additional Facts Requiring the Denial of Handspring’s Renewed Summary Judgment Motions”, Jan. 10, 2003 (23 pages).

DataQuill Limited v. Handspring, Inc., United States District Court for the Northern District of Illinois, “Appendix of

Exhibits Relating to Plaintiff DataQuill’s Local Rule 56.1(b)(3)(A) Response to Handspring’s Statement of Facts and Plaintiff DataQuill’s Local Rule 56.1(b)(3)(B) Statement of Additional Facts Requiring the Denial of Handspring’s Renewed Summary Judgment Motions, vol. 1 of 3”, Jan. 10, 2003 (3 pages, also including Exhibits 1-11).

DataQuill Limited v. Handspring, Inc., United States District Court for the Northern District of Illinois, “Appendix of Exhibits Relating to Plaintiff DataQuill’s Local Rule 56.1(b)(3)(A) Response to Handspring’s Statement of Facts and Plaintiff DataQuill’s Local Rule 56.1(b)(3)(B) Statement of Additional Facts Requiring the Denial of Handspring’s Renewed Summary Judgment Motions, vol. 2 of 3”, Jan. 10, 2003 (3 pages, also including Exhibits 12-17).

DataQuill Limited v. Handspring, Inc., United States District Court for the Northern District of Illinois, “Appendix of Exhibits Relating to Plaintiff DataQuill’s Local Rule 56.1(b)(3)(A) Response to Handspring’s Statement of Facts and Plaintiff DataQuill’s Local Rule 56.1(b)(3)(B) Statement of Additional Facts Requiring the Denial of Handspring’s Renewed Summary Judgment Motions, vol. 3 of 3”, Jan. 10, 2003 (3 pages, also(except confidential Exs. 19, 24) including Exhibits 18-25).

DataQuill Limited v. Handspring, Inc., United States District Court for the Northern District of Illinois, “Appendix of Declarations and Deposition Testimony Relating to Plaintiff DataQuill’s Local Rule 56.1(b)(3)(A) Response to Handspring’s Statement of Facts and Plaintiff DataQuill’s Local Rule 56.1(b)(3)(B) Statement of Additional Facts Requiring the Denial of Handspring’s Renewed Summary Judgment Motions”, Jan. 10, 2003 (190 pages).

DataQuill Limited v. Handspring, Inc., United States District Court for the Northern District of Illinois, “Notice of Filing”, Jan. 21, 2003 (3 pages).

DataQuill Limited v. Handspring, Inc., United States District Court for the Northern District of Illinois, “Defendant Handspring’s Reply Brief in Support of it’s Renewed Motion for Summary Judgment of Invalidity of U.S. Patent No. 6,058,304 in Light of the EO Personal Communicator and Cellular Module”, Jan. 21, 2003 (6 pages).

DataQuill Limited v. Handspring, Inc., United States District Court for the Northern District of Illinois, “Defendant Handspring, Inc.’s Reply in Support of it’s Renewed Motion for Summary Judgment of Noninfringement of U.S. Patent No. 6,058,304”, Jan. 21, 2003 (6 pages).

DataQuill Limited v. Handspring, Inc., United States District Court for the Northern District of Illinois, “Supplemental Declaration of Richard G. Sanders in Support of Handspring’s Motions for Summary Judgment”, Jan. 17, 2003 (2 pages, including Exhibits 1-7).

DataQuill Limited v. Handspring, Inc., United States District Court for the Northern District of Illinois, “DataQuill’s Motion for Leave to File Surreply to Handspring’s Renewed Motion for Summary Judgment of Invalidity in Light of the TI Patents”, Feb. 7, 2003 (6 pages).

DataQuill Limited v. Handspring, Inc., United States District Court for the Northern District of Illinois, “Handspring’s Opposition to DataQuill’s Motion for Leave to File Surreply to Handspring’s Motion for Summary Judgment of Invalidity in Light of the TI Patents”, Feb. 10, 2003 (11 pages).

DataQuill Limited v. Handspring, Inc., United States District Court for the Northern District of Illinois, “Handspring’s Renewed Motion to Strike the Report, the Declaration, and Exclude the Testimony of Harvey Brodsky”, Jan. 21, 2003 (15 pages).

DataQuill Limited v. Handspring, Inc., United States District Court for the Northern District of Illinois, “Declaration of Jonathan H. Takei in Support of Handspring’s Renewed Motion to Strike the Report, the Declaration, and Exclude the Testimony of Harvey Brodsky”, Jan. 18, 2003 (2 pages, including Exhibits A-E).

DataQuill Limited v. Handspring, Inc., United States District Court for the Northern District of Illinois, “Plaintiff DataQuill’s Response to Defendant’s Motion to Strike Brodsky Declaration”, Feb. 10, 2003 (34 pages).

DataQuill Limited v. Handspring, Inc., United States District Court for the Northern District of Illinois, “Plaintiff Motion to Reconsider Part of Memorandum Opinion and Order”, Mar. 14, 2003 (5 pages, including Exhibits A-B).

DataQuill Limited v. Handspring, Inc., United States District Court for the Northern District of Illinois, “Defendant Handspring’s Brief in Support of Its Opposition to DataQuill’s Motion to Reconsider Part of Memorandum Opinion and Order”, Apr. 1, 2003 (4 pages).

DataQuill Limited v. Handspring, Inc., and Kyocera Wireless Corp.; Handspring, Inc., v. DataQuill Limited; Kyocera Wireless Corp. v. DataQuill Limited, United States District Court Northern District of Illinois Eastern Division, “Memorandum Opinion”, Feb. 28, 2003 (24 pages).

DataQuill Limited v. Handspring, Inc., United States District Court for the Northern District of Illinois Eastern Division, “Memorandum Opinion”, Apr. 16, 2003 (6 pages).

DataQuill Limited v. Handspring, Inc., United States District Court for the Northern District of Illinois Eastern Division, “Plaintiff’s Trial Brief”, Feb. 17, 2004 (17 pages).

DataQuill Limited v. Handspring, Inc., United States District Court for the Northern District of Illinois Eastern Division, “Defendant Handspring’s Trial Brief”, Feb. 17, 2004 (21 pages).

DataQuill Limited v. Handspring, Inc., United States District Court for the Northern District of Illinois, “Final Pretrial Order”, Feb. 17, 2004 (7 pages, including 15 Exhibits). “Wireless for the Corporate User”, Jun. 1993, Bates Stamped pp. CHEPONIS 000082-000148.

DataQuill Limited v. Handspring, Inc., United States District Court for the Northern District of Illinois Eastern Division, Handspring’s Case Status Update, Jun. 28, 2004, 11 pages.

DataQuill Limited v. Handspring, Inc., United States District Court for the Northern District of Illinois Eastern Division, Notice of filing, Jul. 19, 2004, 3 pages.

DataQuill Limited v. Handspring, Inc., United States District Court for the Northern District of Illinois Eastern Division, “Defendant Handspring, Inc., Opening Brief in Support of its Motion for Summary Judgment of Invalidity,” Jul. 19, 2004, 39 pages.

DataQuill Limited v. Handspring, Inc., United States District Court for the Northern District of Illinois Eastern Division, “Defendant Handspring, Inc.’s Supplemental Statement of Material Facts Regarding Its Motion for Summary Judgment for Invalidity of U.S. Patent No. 6,058,304 and Motion for Partial Summary Judgment as to Damages,” Jul. 19, 2004, 5 pages.

DataQuill Limited v. Handspring, Inc., United States District Court for the Northern District of Illinois Eastern Division, “Declaration of Khoi D. Nguyen in Support of Handspring’s Motion for Summary Judgment of Invalidity and Motion to Strike the Report and Exclude Testimony of Joseph Gemini and for Partial Summary Judgment as to Damages,” Jul. 19, 2004, 3 pages.

“High in Apple’s Bet on PC,” The New York Times, Jul. 30, 1993, 5 pages.

“Pen-based Zoomer, Newton phone services highlight CES,” <http://www.dialogclassic.com/main.vmgw>, Jun. 7, 1993, 2 pages.

DataQuill Limited v. Handspring, Inc., United States District Court for the Northern District of Illinois Eastern Division, Deposition of Edward L. Koch, Jan. 29, 2004, pp. 1-2, 179-181, 229-231, 234-237, 264-265.

DataQuill Limited v. Handspring, Inc., United States District Court for the Northern District of Illinois Eastern Division, “Declaration of Mike Cheponis in Support of Handspring’s Motion for Summary Judgment of Validity,” Jul. 18, 2004, 9 pages.

DataQuill Limited v. Handspring, Inc., United States District Court for the Northern District of Illinois Eastern Division, “Plaintiff’s Response to Handspring’s (Third) Motion for Summary Judgment of Invalidity Based on Anticipation in View of “TI Patents” with Tabs A, B, C,” Aug. 23, 2004, 53 pages.

DataQuill Limited v. Handspring, Inc., United States District Court for the Northern District of Illinois Eastern Division, “DataQuill’s L.R.56.1(b)(3)(B) Statement of Additional Facts Requiring the Denial of Handspring’s Second Renewed Summary Judgment Motion and Handspring’s Motion to Strike the Report and Exclude the Testimony of Joseph Gemini and for Partial Summary Judgment as to Damages,” Aug. 23, 2004, 26 pages.

DataQuill Limited v. Handspring, Inc., United States District Court for the Northern District of Illinois Eastern Division, “Plaintiff’s L.R.56.1(b)(3)(A) Response to Handspring, Inc.’s Supplemental Statement of Material Facts: Second Renewed Motion for Summary Judgment for Invalidity of U.S. Patent No. 6,058,304 and Motion for Partial Summary Judgment as to Damages; 2. Plaintiff’s L.R.56.1(b)(3)(A) Response to Handspring, Inc.’s Statement of Material Facts: Second Renewed Motion for Summary Judgment for Invalidity of U.S. Patent No. 6,058,304 and Motion for Partial Summary Judgment as to Damages,” Aug. 23, 2004, 51 pages.

DataQuill Limited v. Handspring, Inc., United States District Court for the Northern District of Illinois Eastern Division, Appendix to Response to Handspring’s Supplemental and Initial Statement of Facts and Statement of Additional Facts Requiring (vol. 1 of 3), containing Edward Koch’s Response to New Declaration of Mr. Cheponis, Second Supp. To Verified Expert Disclosure of Edward Koch Pursuant To Rule 26(a)(2)(B), Supp. To Verified Expert Disclosure of Edward Koch Pursuant To Rule 26(a)(2)(B), Deposition of Edward Koch, and Deposition of Michael Cheponis, Aug. 23, 2003, 160 pages.

DataQuill Limited v. Handspring, Inc., United States District Court for the Northern District of Illinois Eastern Division, “Appendix to Response to Handspring’s Supplemental and Initial Statement of Facts and Statement of Additional Facts Requiring (vol. 2 of 3), containing PX 21, pages from Treo 600 manual, 2003,” Aug. 23, 2003, 6 pages.

DataQuill Limited v. Handspring, Inc., United States District Court for the Northern District of Illinois Eastern Division, “Appendix to Response to Handspring’s Supplemental and Initial Statement of Facts and Statement of Additional Facts Requiring (vol. 3 of 3), containing PX 101, Transcript of COMDEX Fall 2001, Handspring Key-note,” Aug. 23, 2003, 79 pages.

- DataQuill Limited v. Handspring, Inc.*, United States District Court for the Northern District of Illinois Eastern Division, "Handspring, Inc.'s Motion for Leave to Submit Reply Papers in Support of Its Motion for Summary Judgment of Invalidity and Motion to Strike," Aug. 27, 2004, 5 pages.
- DataQuill Limited v. Handspring, Inc.*, United States District Court for the Northern District of Illinois Eastern Division, "Order denying motion," Aug. 27, 2004, 1 page.
- DataQuill Limited v. Handspring, Inc.*, United States District Court for the Northern District of Illinois Eastern Division, "Notice of Filing of Corrected Page," Sep. 2, 2004, 3 pages.
- DataQuill Limited v. Handspring, Inc.*, United States District Court for the Northern District of Illinois Eastern Division, "Email re typo, sent to Court," Sep. 7, 2004, 1 page.
- DataQuill Limited v. Handspring, Inc.*, United States District Court for the Northern District of Illinois Eastern Division, "Local Rule 56.1(a)(3)(B) Statement of Handspring in Response to DataQuill's Local Rule 56.1(b)(3)(B) Statement," (includes Tab A) Sep. 3, 2004, 90 pages.
- DataQuill Limited v. Handspring, Inc.*, United States District Court for the Northern District of Illinois Eastern Division, "Supplemented Docket sheet," Sep. 8, 2004, 24 pages.
- DataQuill Limited v. Handspring, Inc.*, United States District Court for the Northern District of Illinois Eastern Division, "Notice of Motion and Motion for Leave to Submit Confidential-Designated Materials to Certain Third Parties," May 16, 2002, 5 pages and Tabs A-E.
- DataQuill Limited v. Handspring, Inc.*, United States District Court for the Northern District of Illinois Eastern Division, "Minute Order," Jun. 25, 2002, 2 pages.
- Excerpts of Edwards Koch Reports, dated Mar. 22, 2005, Feb. 28, 2005, Jan. 13, 2004, Sep. 18, 2002, numbered PX11-1 to -124.
- Edward Koch's Rebuttal to Certain New Contentions Raised by Kyocera, dated Jun. 23, 2005, numbered PX12-1 to -8.
- 1993 Consultancy Agreement, dated Mar. 22, 1993, bates No. KYO006928-32.
- 1995 Consultancy Agreement, dated Jan. 25, 1995, bates No. KYO006933-39.
- Litigation Declaration of Francis Callaghan in *DataQuill Ltd. v. Kyocera Wireless*, dated Jun. 27, 2005, Numbered PX15-1 to -6.
- Litigation Declaration of Paul Foran in *DataQuill Ltd. v. Kyocera Wireless*, dated Jun. 27, 2005, numbered PX16-1 to -5.
- Litigation Supp. Declaration of Paul Doran *DataQuill Ltd. v. Kyocera Wireless*, dated Jul. 30, 2005.
- Litigation Declaration of Garry Robb in *DataQuill Ltd. v. Kyocera Wireless*, dated Jun. 27, 2005, numbered PX17-1 to -5.
- Litigation Supp. Declaration of Garry Robb, GR0006 attached, in *DataQuill Ltd. v. Kyocera Wireless*, dated Aug. 1, 2005.
- Plaintiff's Ex Parte Notice of Potential Amendment to Summary Judgment Record, dated Jul. 21, 2005.
- Rainer Thonnes Deposition Excerpts, dated Mar. 29, 2005, numbered PX18-1 to -45.
- Francis Callaghan Deposition Excerpts, dated Mar. 23, 2005, numbered PX19-1 to -10.
- Paul Doran Deposition Excerpts, dated Mar. 24, 2005, numbered Px20-1 to -20.
- Garry Robb Deposition Excerpts, dated Apr. 25, 2005, numbered 21-1 to -22.
- Jan Orkisz Deposition Excerpts, dated Mar. 30, 2005, numbered PX22-1 to -26.
- Lawrence Goffney Expert Report, Kyocera Wireless, dated Mar. 1, 2005, numbered PX23-1 to -4.
- Lawrence Goffney Notice of Errata re Expert Report, Kyocera Wireless, dated Mar. 4, 2005, unnumbered PX24-1 -6.
- Letter from Mr. Merrett, dated Apr. 2, 1996, numbered PX29-1 to -2.
- Excerpts from U.S. Securities and Exchange Commission, Form 10-K/A Amendment, dated Jun. 28, 2003, numbered PX30-1 to -2.
- Kyocera Response to First Set of Interrogatories, dated Nov. 19, 2003, PX31-1 to -11.
- Kyocera Second Supplemental Responses to First Set of Interrogatories, dated Apr. 1, 2005, PX32-1 to -6.
- Rainer Thonnes, Deposition, pp. 1-284, dated Mar. 29, 2005.
- "Ailing EO Cuts Workforce in Half," The San Francisco Chronicle, Mar. 10, 1994, numbered PX39-1 to -2.
- "AT&T pulls the plug on high-tech EO," The San Francisco Chronicle, Jul. 28, 1994, numbered PX39-3 to -4.
- "At&T pulls plug on ambitious EO pen-computing business," Business Journal, San Jose, Aug. 1, 1994, numbered PX39-5 to -6.
- "Plaintiff's Ex Parte Application to Correct Patent Term Glossary Definition of Updating", dated Jun. 6, 2005.
- Civil Docket Report in *DataQuill Ltd. v. Kyocera Wireless*, Docket as of Sep. 6, 2005.
- Rainer Thonnes deposition testimony excerpts, dated Mar. 29, 2005, numbered EX02-032 to -077.
- Garry Robb deposition testimony excerpts, dated Apr. 15, 2005, numbered EX03-078 to -140.
- Facsimile from Mr. Robb to Mr. Ibbet re microprocessor, etc., Garry D. Robb, dated Sep. 12, 1988, bates No. KYO007130-7146.
- Automated Service System, R. Thonnes or J. Johnstone, dated Dec. 14, 1988, bates No. KYO0007147-7148.
- Automated Service System—A Progress Report, R. Thonnes, dated Jun. 02, 1989, bates No. KYO007151-7153.
- Automated Service System, R. Thonnes or J. Johnstone, dated Dec. 14, 1988, bates No. KYO007149-7150.
- Barcode Reader, J. Johnstone, dated Aug. 15, 1989, bates No. KYO007154-7155.
- "Winfair launches two-way bar code reader," Glasgow Herald, Scotland, dated Aug. 25, 1992, bates No. KYO006926-6927.
- Note from Rainer Thonnes to Paul Doran re modifications and barcodes, Mar. 9, 1995, bates No. DQ01304-1308.
- DataQuill a report by Colin Bill and Anthony Hopkins, dated Apr. 7, 1995, bates No. DQ2018-2029; EX11-175 to -186.
- Jan Orkisz deposition testimony excerpts, dated Mar. 30, 2005, numbered EX12-187 to -219.
- Rainer Thonnes Declaration, dated Jul. 25, 2005, numbered EX14-239 to 240.
- Letter from Kim Robb to Rainer Thonnes, dated May 29, 1991, bates No. RT0000001-2.
- Patents Status Information, UK Patent Office, dated May 19, 2005; Register Entry for GB2282906, dated May 2001; Notification of Grant, The Patent Office, UK, dated Oct. 1, 1996; Request for Grant of a Patent, DataQuill Ltd., UK, dated Oct. 13, 1993m bates No. EX17-244 to -245, BIF002779-82, BIF002856-57.
- Excerpt of UK Patent Application GB 2,282,906 A publication, DataQuill Ltd., dated Apr. 19, 1995, bates No. EX18, BIF002810-2818.
- UK Patent Law, dated Jun. 1, 1991, numbered EX19-261 to -263.

Francis J. Callaghan Deposition excerpts (Handspring), Mar. 4, 2002, numbered EX25-307 to -313.

Paul Doran Deposition Excerpts, dated Mar. 24, 2005, numbered EX26-314 to -323.

Paul Doran Deposition excerpts (Handspring), dated Mar. 4, 2002, numbered EX27-324 to -333.

Garry D. Robb Deposition excerpts (Handspring), dated May 31, 2002, numbered EX28-334 to -337.

Francis Callaghan Deposition excerpts, dated Feb. 23, 2005, numbered EX29-338 to -365.

"AT&T EO 440 Personal Communicator available in Phone Centers," dated Jun. 30, 1993 and Jul. 3, 2001, bates No. EX30, BFI 001705-06.

"Personal digital assistants win a hand," Computer Line, dated Sep. 28, 1993, numbered EX30-368-69.

Business, San Diego Tribune, dated Sep. 17, 1993, numbered EX30-370-71.

Copyright Certificate Registration "AT&T EO Personal Communicator: The Digital Nomad's Guide," dated Jul. 5, 1994, numbered EX31-372-373.

Behind the Wheel of the First Zoomer and Newton PDAs, Byte, Sep. 1993, bates No. EX33, KYO005919-5921.

Advertisement, Casio Zoomer, Los Angeles Times, Oct. 10, 1993, bates No. EX34-399 to -401, KYO007390-91.

"The Wireless Factor," Byte, Oct. 1993, bates No. KYO005890.

"EO's Personal Communicator Ushers In a New Era," Byte, Mar. 1993, bates No. KYO005917.

"State of the Art Client/Server Frees Data," Byte, Jun. 1993, bates No. KYO005918.

"PDAs Arrive But Aren't Quite Here Yet," Byte, Oct. 1993, bates No. KYO005898-900.

"Some Computer Science Issues In Ubiquitous Computing," pp. 75-85, Communications of the ACM, Jul. 1993, bates No. KYO009071-82.

Letter from Office of the Chief Advisor to the State, States of Jersey, 26th Oct. 1993, bates No. DQ02149-50.

Memo., Communication Protocol Revised Specification of DataQuill/Computer, DataQuill, R. Thonnes, Apr. 2, 1992, bates No. DQ00331-34; DQ02405-06.

Type Examination Certificate No. BABT/95/2886, British Approvals Board for Telecommunications, dated Aug. 21, 1995, bates No. DQ02242-44.

Production Quality Assurance Approval No. 0736, British Approvals Board for Telecommunications, dated Jul. 31, 1995, bates No. DQ02246-47, 48.

"Barcode pens keep stock of business," Sunday Times, Jun. 18, 1995, bates No. DQ01159.

"Worth Watching," Della Bradshaw, Financial Times, dated Aug. 4, 1994, bates No. DQ00377.

"Surprise AOL Wins," Fortune, dated Mar. 30, 1998, bates No. DQ00071-79.

Invoice re Consultancy Services of Dr R Thonnes, Department of Computer Science—Apr. & May 1993, dated Jul. 22, 1993, bates No. DQ00092.

The Bar Code Color Book, Symbology Inc., Table 4 continued, Feb. 2, 1989, bates No. DQ01034-39.

Fax transmission, Texlon Limited, dated Jul. 7, 1993, bates No. DQ01759.

Text systems, Text Systems Ltd, Sep. 28, 1993, bates No. DQ01889-94.

"The pen is mightier . . .", Automatic I.D. News Europe, Jun. 1995, bates No. DQ02291-92.

Letter to F J Callaghan, Nokia, dated May 1, 1997, bates No. EX37, DQ3309.

General Notes on the DataQuill, Rainer Thonnes to Frank Callaghan, dated Feb. 8, 1998, bates No. EX38, DQ00115-118.

Claim Chart of Kyocera Wireless re claim number 31, dated Jun. 7, 2005, numbered EX39-437 to -449.

Claim Construction Order, *DataQuill Ltd. v. Kyocera Wireless*, Dated May 11, 2005, numbered EX40-450 to -467.

Declaration of Royce W. Fletcher, dated Jun. 7, 2005, numbered EX41-468 to -511.

Excerpts from Markman Hearing Transcript, dated May 3, 2005 numbered EX42-512 to -517.

Order Denying Defendant's Motion for Summary Judgment and Partial Summary Judgment, filed Jul. 22, 2005.

Excerpt of Expert Report of Royce W. Fletcher, Kyocera Wireless, dated Mar. 2005, EX52-766 to -767.

Excerpt of Verified Expert Report of Edward Koch, dated Mar. 22, 2005, umnbered EX53-768 to -769.

Claim Chart of Kyocera Wireless, dated Jun. 7, 2005, numbered EX56-855 to -863 (includes attachment).

Plaintiff's Memorandum of Points and Authorities in Opposition to Kyocera's Motion for Summary Judgment, dated Jun. 27, 2005.

Plaintiff's Responses to Kyocera's Separate Statement of Facts in Opposition to Kyocera's Motion for Summary Judgment, dated Jun. 27, 2005.

DataQuill's Separate Statement of Facts in Opposition to Kyocera's Motion for Summary Judgment, dated Jun. 27, 2005.

Notice of Lodgment of Exhibits, dated Jun. 27, 2005.

Memorandum of Points and Authorities in Support of Kyocera's Motion for Summary Judgment re Patent No. 6,058,304, dated Jun. 7, 2005.

Separate Statement of Material Facts in Support of Kyocera's Motion for Summary Judgment and Partial Summary Judgment re: U.S. Patent No. 6,058,304, dated Jun. 7, 2005.

N. Rhys Merrett Deposition Transcript excerpt, dated Apr. 16, 2002, bates No. EX21, FW11515; FW11528; EX21-266 to -67.

Superseding Claim Construction Order for United States Patent Number 6,058,304, *DataQuill Ltd. v. Kyocera Wireless*, dated Jul. 1, 2005.

Supplement Declaration of Royce W. Fletcher in Support of Kyocera's Motion For Summary Judgment and Partial Summary Judgment, dated Jul. 5, 2005.

Letter from Frank Callaghan to Lawrence D'arcy, dated Dec. 5, 1997, bates No. EX57, DQ00304.

DataQuill, DataQuill Ltd., dated post Feb. 1996, bates No. EX58, DQ00651-52.

DataQuill, DataQuill Ltd., dated post Feb. 1996, bates No. EX59, DQ00527.

Letter, Frank Callaghan to Chris James/Bill Gates re DataQuill Ltd., dated Jul. 12, 1998. bates No. EX60, DQ01711-12.

Facsimile from Sue Powell to Frank Callaghan re Meeting at Psion Industrial, dated Jul. 30, 1997, bates No. EX61, DQ03544-48.

DataQuill's Rule 26(a)(1) Initial Disclosure, dated Jun. 30, 2003.

U.K. Patent Application 9600804.0, dated Jan. 17, 1996.

Excerpts of Paul Doran Deposition, dated Mar. 24, 2005, EX 67, pp. 1, 52.

Excerpts of Markman Hearing, dated May 3, 2005, EX69, pp. 1, 261.

Excerpts of Rainer Wilhelm Thonnes deposition, dated Mar. 29, 2005, EX70, pp. 1, 87.

- Expert Report of Royce W. Fletcher, Kyocera Wireless, dated Mar. 1, 2005, EX71, pp. 1-24; Exhibits I, II, III, IV and V.
- Excerpts of Supplemental Excerpt Report of Royce W. Fletcher relating to validity, Kyocera Wireless, dated Aug. 5, 2005, SUP-1 to -4; OBV_SUP-1 to -38; IMP_SUP-1 to -3; DOC_SUP-1 to -2; Attachment I; Attachment II.
- Expert Report of Lawrence J. Goffney, Jr., Kyocera Wireless, dated Mar. 1, 2005, EX74, pp. 1-24; Exhibit A.
- Reply Memorandum of Points and Authorities in Support of Kyocera's Motion for Summary Judgment and Partial Summary Judgment re Patent No. 6,058,304, dated Jul. 5, 2005.
- DataQuill's (Second) Ex Parte Motion To Strike Certain New Exhibits And Theories Re Kyocera's Motion For Summary Judgment, dated Jul. 15, 2005.
- Kyocera's Responses to DataQuill's Separate Statement of Facts in Opposition to Motion for Summary Judgment or Partial Summary Judgment, dated Jul. 5, 2005.
- Notice of Lodgment, dated Jul. 11, 2005.
- Declaration of Alec Tait in Support of Kyocera's Reply Regarding its Motion for Summary Judgment and Partial Summary Judgment re: U.S. Patent No. 6,058,304, dated Jul. 5, 2005.
- Kyocera's "Ex Parte Application Correcting Typographical Error"; Dain Declaration, dated Jul. 12, 2005.
- Plaintiff's Response To Kyocera's "Ex Parte Application Correcting Typographical Error"; Dain Declaration, dated Jul. 15, 2005.
- Declaration of John S. Kyle in Reply Regarding Defendant Kyocera wireless Corp.'s Motion for Summary Judgment and Partial Summary Judgment, dated Jul. 5, 2005.
- Declaration of Victor M. Felix in Support of Kyocera Wireless Corp.'s Motion for Summary Judgment and Partial Summary Judgment, dated Jul. 5, 2005.
- Provision of a copy of the minutes in accordance with Rule 76(4) EPC, in EPO, dated Feb. 2, 2001.
- Grounds for Appeal and attached Feb. 21, 2005 Decision of the Board, and cumulative list of cited art, in EPO, dated Jul. 13, 2005.
- Docket sheet, Documents for application No. 94927728, dated Jul. 21, 2005.
- Docket sheet, Documents for application No. 98200196, dated Jul. 21, 2005.
- Memo., Winfair Systems (Scotland) Limited, Feb. 26, 28, 1992, bates No. ORK000004-9.
- Meeting agenda, Winfair Systems (Scotland) Limited, Aug. 3, 1992, bates No. ORK000018.
- Minutes of meeting held, Winfair Systems (Scotland) Limited, Jul. 14, 1992, bates No. ORK000021-22.
- Letter to Winfair Systems (Scotland) Ltd. from Jan K. Orkisz, Winfair Systems (Scotland) Limited, Sep. 7, 1992, bates No. ORK000024.
- Overdraft guarantee, Winfair Systems (Scotland) Limited, Mar. 2, 1992, produced by Jan Orkisz.
- Share Certificate, Winfair Systems (Scotland) Limited, May 28, 1992, bates No. AT000001.
- 1988 CCITT Blue Book, www.nmedia.net/docs/ccitt/1988, Feb. 9, 2005, bates No. KYO005562-67.
- Matrix Bar Code Symbolologies, www.aimglobal.org/aimstore/matrixsymbolologies.htm, Mar. 23, 2004, bates No. KYO005672-74.
- "Sharp's Non-Newtonian PDA," Byte, dated Oct. 1993, bates No. KYO005884-89.
- "The Future of pen computing," Byte, dated Mar. 1992, bates No. KYO005894, pp. 115-116.
- "Ease of use is relative," Byte, dated Oct. 1993, bates No. KYO005901-04.
- "Rough Gems: first pen systems show promise, lack refinement," Byte, dated Apr. 1992, bates No. KYO005905-10.
- What's New Systems, Byte, dated Jan. 1992, bates No. KYO005897.
- Tait to Grange Galleries, Winfair Systems Ltd., Jul. 27, 1992, bates No. AT000008-09.
- Item systems fax to Winfair Systems Ltd., Jun. 17, 1992, bates No. AT000010.
- Fax from Jan Orkisz, Winfair Systems, Jun. 19, 1992, bates No. AT000011.
- Memo. re DataQuill specification, dated Sep. 10, 1993, bates No. DQ00094-97.
- Non-disclosure Agreement, dated Sep. 24, 1993, bates No. DQ01887-88.
- Note from R. Thonnes to G. Robb, dated Oct. 19, 1993, bates No. DQ02088.
- Gupta carving niche in PC LAN development; local network; Company Profile, Software Magazine, vol. 13; No. 4; p. 118, dated Mar. 1993.
- Modeling transaction integrity: how CASE tools illustrate the relationships between transactions and data; computer-aided software engineering; Application Strategies; Tutorial, DBMS, vol. 6; No. 1; p. 62, dated Jan. 1993.
- Using stored procedures and triggers; Application Strategies; Tutorial, DBMS, vol. 5; No. 10; p. 66, dated Sep. 1992.
- The goal: a real network; how the testing methodology for servers was created; includes related article on Structured Query Language Statements; What's the Right Size?, Corporate Computing, vol. 1; No. 1; p. 133, dated Jun. 1992.
- The future of pen computing, Part 2, Byte, dated Apr. 1992, bates No. KYO005891-93.
- Wireless Mobile Communications, Byte, Feb. 1993, pp. 147-154, bates No. KYO009061-67.
- DataQuill Ltd. v. Kyocera Wireless Corp.*, United States District Court for the Southern District of California, Certificate of translation of JP 1 314462, dated Dec. 19, 1989 produced by Kyocera Wireless, dated Apr. 20, 2005, bates No. KYO009043.
- Telnet protocol specification, Network Working Group, dated May 1983, bates No. KYO009044-60.
- Responsive Office Environments, Communications of the ACM, dated Jul. 1993, pp. 84-85, bates No. KYO009071-72.
- Some Computer Science Issues Ubiquitous Computing, Communications of the ACM, dated Jul. 1993, pp. 75-84, bates No. KYO009073-82.
- One chip to bind all cell phone functions, CNET News.com, dated May 4, 2005, bates No. KYO009236.
- The Single Chip Cellphone—Not just talk anymore, www.abiresearch.com/products/insight, date Feb. 28, 2005, bates No. KYO009237-38.
- QUALCOMM announces single chip Mobile Station Modem ASIC, Business Wire, Inc., Business Wire, dated Mar. 2, 1993.
- Firmware for Dataquill hand held bar code reader unit, R. Thonnes, Univ. of Edinburgh, ver. Jan. 8, 1992, KYO007019-66; ex D-71.
- U.S. Appl. No. 08/111,521, copy dated Dec. 23, 2004, bates No. KYO006748-80.
- Communications get personal, Byte, dated Feb. 1993, bates No. KYO005911-16, pp. 196-170, 172, 174, 176-177.
- DataQuill Ltd. v. Kyocera Wireless Corp.*, United States District Court for the Southern District of California, Report and Recommendation for Order Granting in Part and Denying In

Part Kyocera's Motion To Continue Trial, To Compel Production of Documents And For Sanctions Based On New Evidence, dated Sep. 6, 2005 (15 pages).

DataQuill Ltd. v. Kyocera Wireless Corp., United States District Court for the Southern District of California, Order Granting In Part and Denying In Part Kyocera's Motion To Continue Trial, dated Sep. 6, 2005 (4 pages).

DataQuill Ltd. v. Kyocera Wireless Corp., United States District Court for the Southern District of California, deposition transcript of Francis Callaghan, dated Mar. 23, 2005 (130 pages).

DataQuill Ltd. v. Kyocera Wireless Corp., United States District Court for the Southern District of California, Defendant Kyocera Wireless Corp.'s Memorandum of Fact and Law Re: Patent No. 6,058,304 [Local Rule 16.1 (f)(2) & (3)], dated Aug. 14, 2005 (34 pages).

DataQuill Ltd. v. Kyocera Wireless Corp., United States District Court for the Southern District of California, deposition transcript of Paul Doran, dated Mar. 24, 2005 (160 pages).

DataQuill Ltd. v. Kyocera Wireless Corp., United States District Court for the Southern District of California, deposition transcript of Gary Robb, dated Apr. 15, 2005 (204 pages).

DataQuill Ltd. v. Kyocera Wireless Corp., United States District Court for the Southern District of California, deposition transcript of Jan Orkisz, dated Mar. 30, 2005 (124 pages).

Court's Order On Motions In Limine And Motion to Bifurcate Trial [115, 118-124, And 128], *DataQuill Ltd. v. Kyocera Wireless*, dated Nov. 7, 2005.

Defendant's Trial Exhibits, *DataQuill Ltd. v. Kyocera Wireless*, dated Nov. 3, 2005.

Plaintiff's Notice Of Reduced Number Of Asserts Claims For Trial Pursuant To Court's Request, *DataQuill Ltd. v. Kyocera Wireless*, dated Nov. 3, 2005.

Court's Order Granting In Part Defendant's Motion For Partial Reconsideration Of The Markman Ruling Construing The Claim Term "Reading Sensor" In United States Patent No. 6,058,304 [204-1 and 204-2], *DataQuill Ltd. v. Kyocera Wireless*, dated Oct 25, 2005.

Court's (Second) Superseding Claim Construction Order, *DataQuill Ltd. v. Kyocera Wireless*, dated Oct. 25, 2005.

Defendant Kyocera's Points And Authorities In Support Of Motion To Augment Record On Kyocera's Motion In Limine No. 1 Of 7, *DataQuill Ltd. v. Kyocera Wireless*, dated Oct. 5, 2005.

Defendant Kyocera's 35 U.S.C. Section 282 Disclosure, *DataQuill Ltd. v. Kyocera Wireless*, dated Sep. 30, 2005.

Plaintiff's Response To Defendant's Seven Motions In Limine, *DataQuill Ltd. v. Kyocera Wireless*, dated Aug. 15, 2005.

Plaintiff's Notice Of Lodgment Of Exhibits In Response to Kyocera's Seven Motions In Limine, *DataQuill Ltd. v. Kyocera Wireless* [certain additional exhibits not under seal], dated Aug. 15, 2005 [Exhs. Nos. 7, 8, 9, 10].

Defendant Kyocera's Motion in Limine No. 1 Of 7, *DataQuill Ltd. v. Kyocera Wireless*, dated Aug. 1, 2005.

Defendant Kyocera's Notice of Lodgment Of Exhibits In Support Of Kyocera's Motions In Limine Nos. 1 Through 7, *DataQuill Ltd. v. Kyocera Wireless* [certain additional exhibits not under seal], dated Aug.

Handwritten notes, dated Apr. 26, 1993 [RT0000003; DX 1952].

Letter from G. Robb to R. Thonnes re return of EPROM OTP; Fax message from Thonnes to Callaghan re contacts in Paisley, dated Jun. 8, 1993 [RT000004-RT000005; DX 1953].

Fax message from R. Thonnes to Don Anderson (ATC Systems), dated Jan. 29, 1996 [RT000006-RT000006; DX 1954]. Letter from P.W. Michel to R. Thonnes, dated Jan. 26, 1996 [RT000008; DX 1955].

Handwritten notes and drawings, dated Feb. 1, 1995 [RT000009-RT000010; DX 1956].

Portions of draft article with handwritten notes, dated Feb. 29, 1995 [RT000023-RT000026; DX 1958].

Letter from G. Robb to R. Thonnes with attached article by John Vellam, dated Mar. 3, 1995 [RT000027-RT000032; DX 1959].

Fax from G. Robb to R. Thonnes with handwritten notes, dated Jul. 26, 1995 [RT000033-RT000034; DX 1960].

Fax from Doran to Thonnes with attached fax from Simon Taylor to Doran (Jul. 12, 1995) re modem data throughput, dated Jul. 17, 1995 [RT000035-RT000038; DX 1961].

Abstract re the Address Decoding Scheme used in the DataQuill Barcode Reader Pen, R. Thonnes, Nov. 1995 [RT000039-RT000040; DX 1962].

Schematic of DataQuill CPU board, RWT, dated Feb. 1, 1995 [RT000041-RT000043; DX 1963].

Delivery / shipping form for Pen Motherboard, ATCS, dated Jan. 9, 1995 [RT000044; DX 1964].

Fax message from R. Thonnes to Don Anderson ATCS, dated Sep. 6, 1995 [RT000045; DX 1965].

Fax message from G. Robb to R. Thonnes re questions from marketing department, DataQuill Ltd., dated Jul. 11, 1995 [RT000046; DX 1966].

Fax message from R. Thonnes to Jim Campbell, dated Aug. 29, 1995 [RT000047; DX 1967].

Memorandum, dated Aug. 0, 1995 [RT000049; DX 1968].

List of Setups for Rockwell RC2324ACE Modem, dated Aug. 29, 1995 [RT000050; DX 1969].

Fax message from G. Robb to R. Thonnes sending modem settings on DQ, dated Aug. 3, 1995 [RT000051-RT000052; DX 1970].

Letter from R. Thonnes to Reg Brailey, dated May 25, 1995 [RT000057-RT000058; DX 1971].

Fax from R. Thonnes to P. Doran, DataQuill Ltd., dated Apr. 25, 1995 [RT000059; DX 1972].

Fax from P. Doran to R. Thonnes to Doran, dated Jan. 27, 1995 [RT000060-RT000065; DX 1973].

Specification of DataQuill Computer Communications Protocol, DataQuill Ltd., R. Thonnes, dated Apr. 2, 1992 as revised in Feb. 1, 1995 [RT000066-RT000069; DX 1974].

Notes from F. Callaghan to R. Thonnes with attached letter from Instaspect, DataQuill Ltd., dated Apr. 27, 1995 [RT000070-RT000071; DX 1975].

Iceland (foods) sample bar codes, Instaspect Ltd., dated May 3, 1995 [RT000072-RT000074; DX 1976].

Parts list for DataQuill CPU Board, DataQuill Ltd., dated Jan. 13, 1995 [RT000075-RT000076; DX 1977].

Letter from R. Thonnes to P. Doran, dated Mar. 9, 1995 [RT000077-RT000078; DX 1977].

Fax message from R. Brailey to D. Anderson ATCS, R. Thonnes re circuit diagram & short on C9, dated Feb. 2, 1995 [RT000079-RT000082; DX 1979].

Fax message from P. Doran to R. Thonnes re problems, dated Feb. 15, 1995 [RT000083-RT000084; DX 1980].

Letter from G. Robb to R. Thonnes, dated Feb. 16, 1995 [RT000085; DX 1981].

Artwork / Media dispatch note, Photo Circuit art work, dated Jan. 20, 1995 [RT000087; DX 1983].

Fax message from R. Brailey to R. Thonnes re.REM G. Robb WAND PCB Rev. B 1995 MODS, dated Jan. 23, 1995 [RT000088-RT000096; DX 1984].

Brief Specification of the DataQuill Ltd., dated Jan. 23, 1995 [RT000097; DX 1985].

Message to Jim from PCD Ltd., dated May 29, 1991 [RT000098-RT000103; DX 1986].

Modem XTALS and Associated Capacitors, dated Jul. 8, 1991 [RT0000104; DX 1987].

Parts list for modem version three, dated Sep. 17, 1992 [RT000112 - RT000114; DX 1988].

Document: "*DataQuill v. Kyocera*, Oversized Document, Feb. 12, 1991 Handheld Unit V2B Barcode Reader sheet 1 of 2 schematic drawing" [RT000115; DX 1989].

The Potential Market for the DataQuill, prepared by CIT Research for Highlands and Islands Enterprise, dated Feb. 14, 1994 [DQ01003-DQ01026; DX 1964].

DataQuill's Response to Kyocera's First Set of Interrogatories, *DataQuill Ltd. v. Kyocera Wireless*, [certain non-confidential portions], dated Feb. 9, 2005 [DX 2016, pp. 1-3; 12-21].

DataQuill's Response to Kyocera's Second Set of Interrogatories, *DataQuill Ltd. v. Kyocera Wireless*, dated Feb. 24, 2005 [DX 2017].

DataQuill's Response to Kyocera's First Set of Requests For Admission, *DataQuill Ltd. v. Kyocera Wireless*, dated Feb. 1, 2005 [DX 2015].

Francis J. Callaghan Deposition transcript, *DataQuill Ltd. v. Kyocera Wireless*, pp. 1-99, dated Oct. 28, 2005.

Paul Doran Deposition transcript, *DataQuill Ltd. v. Kyocera Wireless*, pp. 1-21, dated Nov. 2, 2005.

Diary notes, G. Robb, dated Aug. 1992 [Def's Ex. 116 (Doran); GR0036].

Paul Doran deposition transcript dated Mar. 2005 with handwritten notations, *DataQuill Ltd. v. Kyocera Wireless*, pp. 1-160, dated Nov. 2, 2005 [Def's Ex. 117 (Doran)].

Diary notes, G. Robb, dated Jan. 20, 1994 [Def's Ex. 250 (Callaghan); GR0105-106].

Plaintiff's Ex Parte Notice of Potential Amendment to Summary Judgment Record, *DataQuill Ltd. v. Kyocera Wireless*, dated Jul. 21, 2005 [Def's Ex. 252 (Callaghan)].

Docket Sheet, *DataQuill Ltd. v. Kyocera Wireless*, dated Nov. 16, 2005.

Transcript of Status Hearing, *DataQuill Ltd. v. Kyocera Wireless*, cover pgs. and pp. 1-10, dated Nov. 8, 2005.

Order Setting Special Briefing Schedule And Setting Settlement Conference And Setting Trial Date, *DataQuill Ltd. v. Kyocera Wireless*, dated Nov. 28, 2005.

Gary D. Robb Deposition transcript, *DataQuill Ltd. v. Kyocera Wireless*, cover pgs., pp. 1-146, index pp. 1-16 (also referring to C51, C87, C191, C184, C88), dated Oct. 26, 2005.

Diary notes, G. Robb, dated variously from May 1992 to Sept. 1995 [Def's Ex. 109 (Robb); GR006-GR0115].

Letter from Garry D. Robb to Franklin Woolfson re correspondence, *DataQuill Ltd.*, dated Sep. 8, 1993 [DX 1653; DQ00330].

English translation of Decision of Rejection (titled "Copy of Decision of Rejection") directed against Japanese patent application No. 511431/95, Feb. 5, 2004 (2 pages).

Internal Memorandum Re. Summary of Response to Siemens re recent references from Siemens re U.S. pat. 6,058,304, dated Apr. 27, 2006 3 pages, Dataquill outside litigation counsel, and attached claim charts of Siemens Corp., Exhibits A, B and C, 15 pages, dated Apr. 25, 2006.

Internal Memorandum Re Summary of Response re recent references from Motorola re U.S. pat. 6,058,304, Dataquill outside litigation counsel, dated May 23, 2006, 9 pages, and

attached claim charts, Exhibits A and B, dated May 4, 2006, 8 pages, attached Dataquill Meeting Agenda and claim chart, Exhibit C, dated May 9, 2006, 16 pages.

Internal Memorandum Re: Summary of response re recent references re U.S. pat. 6,058,304, dated Oct. 24, 2006, 3 pages, DataQuill outside litigation counsel, and attached claim chart of Sanyo (Exhibit A), dated Oct. 2006, 2 pages. Lieske, Dana, "The EO 440 and EO 880 Mobile Computing Sep. 1993—vol. 4 Issue 9," Smart Computing, 3 pages, Copyright © 2006.

Sheng, S., "A Portable Multimedia Terminal for Personal Communications," IEEE Communication Magazine, Jun. 22, 1992.

Summons to attend oral proceedings pursuant to Rule 71(1) EPC, 1 page, and Minutes (Annex), 17 pages, EPO, both dated Apr. 18, 2007.

Docket sheet, Documents for application No. 94927728, EPO, 8 pages, dated May 8, 2007.

Docket sheet, Documents for application No. 98200196, EPO, 7 pages, dated May 8, 2007.

Communication/Minutes, in EPO, 1 page, dated Jul. 18, 2006.

Complaint for Declaratory Judgment of Patent Non-Infringement and Invalidity against Dataquill BVI, Ltd, 4 pages, May 31, 2006.

Appendix in Support filed by Dataquill BVI, Ltd re Motion to Dismiss for Lack of Jurisdiction, vol. 2 of 2 (not under seal), cover, pp. 76-134, Aug. 15, 2006.

Motion for Leave to File First Amended Complaint by Research In Motion Limited, Research in Motion Corporation with Brief in Support, pp. 1-7, Nov. 21, 2006.

Response filed by Dataquill BVI, Ltd re Motion for Leave to File First Amended Complaint, 6 pages, Dec. 18, 2006.

Reply Brief filed by Research In Motion Limited, Research in Motion Corporation re Motion for Leave to File Amended Complaint, 7 pages, Jan. 2, 2007.

Joint Status and Scheduling Conference Report by research In Motion Limited, Research in Motion Corporation, 7 pages, entered: Jan. 4, 2007.

Scheduling Order, 5 pages, Jan. 11, 2007; amended Order, 1 page, entered: Mar. 22, 2007; Amended Scheduling Order, 2 pages, entered: Apr. 6, 2007.

Order denying Motion to Dismiss for Lack of Jurisdiction; granting Motion for Leave to File. See order for other specifics, 17 pages, entered: Mar. 28, 2007.

Amended Complaint against Dataquill BVI, Ltd filed by Research In Motion Limited, 6 pages, entered: Apr. 13, 2007. DataQuill's Answer to Amended Complaint by Dataquill BVI, Ltd, Counterclaim against Research In Motion Limited, Research In Motion Corporation, 6 pages, entered: Apr. 24, 2007.

Answer to Counterclaim by Research In Motion Limited, Research In Motion Corporation, 6 pages, entered May 11, 2007.

DataQuill Rule 26(a) Initial Disclosure, 4 pages, dated Apr. 26, 2007.

Email, RIM's terms to be constructed, 2 pages, dated May 11, 2007.

Docket report *RIM Limited et al. v. DataQuill Ltd.*, 4 pages, dated May 17, 2007.

"Newton A Step toward the Future," Macworld, pp. 129-131, Aug. 1992.

"Motorola and DataQuill Joint Statement," Motorola, Inc./DataQuill, 1 page, Jun. 9, 2006.

- "HP and DataQuill Joint Statement," Hewlett-Packard Co./DataQuill, p. 11, 1 page, Sep. 14, 2006.
- "Approved Statement," approved by LG Electronics/DataQuill, p. 6, 1 page, Jan. 1, 2007.
- Judgment, *DataQuill v. Handspring, Inc.*, docketed Nov. 12, 2004, 2 pages.
- Stipulation and Order, *DataQuill v. Handspring, Inc.*, docketed Nov. 12, 2004, 2 pages.
- Stipulation for Dismissal with Prejudice and Order thereon, entered Apr. 26, 2006, 2 pages.
- Complaint for Patent Infringement, *DataQuill v. Nokia*, dated Jun. 8, 2007, 3 pages.
- Docket report *DataQuill Ltd. v. Novatel Wireless Inc.*, 2 pages, dated Jun. 12, 2007.
- Email, RIM proposed claim construction, Jun. 11, 2007, 26 pages.
- RIM's Brief on Construction of Claims of U.S. Patent Nos. 6,058,304 and 7,139,591, RIM, 46 pages, dated Jul. 26, 2007.
- Declaration of Peter J. Chassman In Support of RIM's Brief On Construction of Claims Of U.S. Patent Nos. 6,058,304 and 7,139,591, 3 pages and Exhibits 3, 4, 5 and 6, dated Jul. 26, 2007.
- Pending Claim Construction Chart, RIM, 61 pages, dated Jul. 26, 2007.
- Emails from RIM trial counsel forwarding claim construction items (including documents K7, K8, K9), RIM, 3 pages, dated Jul. 26, 2007.
- Emails from DataQuill trial counsel responding to RIM trial counsel relating to claim construction, 7 pages, dated Jun. 26, 2007.
- RIM's (Amended) Opening Brief On Construction of Claims of U.S. Patent Nos. 6,058,304 and 7,139,591, 50 pages, dated Aug. 29, 2007.
- Amended Pending Claim Construction Chart, RIM, 60 pages, dated Aug 29, 2007.
- DataQuill's Claim Construction Brief, 48 pages, Sep. 11, 2007.
- Declaration of G. Smith in support of DQ Claim Construction Brief, 2 pages, Sep. 11, 2007.
- Exhibits 1, 2, 3, 4, 5, 6, 7, 8, 9, 10, 11, 12 of G Smith Declaration, 95 pages, Sep. 11, 2007.
- Amended Pending Claim Construction Chart, DataQuill, 102 pages, Sep. 11, 2007.
- DataQuill Response to Plaintiffs First Set of Interrogatories (Nos. 1-6), 29 pages, and Exhibit A, 35 pages, Sep. 20, 2007.
- RIM's Claim Construction Reply Brief, 13 pages, Oct. 2, 2007.
- RIM and DataQuill Joint Claim Construction Chart, 97 pages, Oct. 2, 2007.
- Letter re European Patent No. 0840248 For Oral Proceedings on Nov. 14, 2007 with attached claims, DataQuill, dated Oct. 12, 2007, 26 pages.
- Letter re European Patent No. 0840248 re Oral Proceedings held with attached acknowledgement of receipt, DataQuill, dated Nov. 21, 2007, 3 pages.
- "Joint Statement" Samsung Electronics Co. Ltd. and DataQuill Rushside Ltd., Attachment A to patent license agreement between companies, Samsung/DataQuill Rushside, 1 page, dated Jan. 9, 2007.
- Rim's Redesignated Responses To Dataquill's First Set Of Interrogatories (Nos. 1-12), original has only pgs. 1-3, 11-22, 31-32, AEO pages omitted, 17 pages, dated Jan. 9, 2008.
- Joint Claim Construction Chart for U.S. Patent No. 6,058,304, *DataQuill Ltd. v. Kyocera Wireless Corp.*, No. 01 CV2302B (BLM) (S.D. Cal.), 3 cover pgs., pp. 1-79, dated Apr. 28, 2005.
- DataQuill's Responses to RIM's Motion for "Prosecution Bar" in Protective Order, *Rim v. DataQuill Ltd.*, pp. 1-18, and Exhibit 1 [litigation] Declaration of Smith, Exhibit 2 [litigation] Declaration of Donnelly, dated Oct. 4, 2007.
- Order addressing motion for protective order, *Rim v. DataQuill Ltd.*, No. 06 CV 0973-N (N.D. Tex.), pp. 1-4, filed Jan. 17, 2008.
- "BellSouth, IBM unveil personal communicator phone Mobile Phone News, Nov. 8, 1993", http://www.looksmartphones.com/p/articles/mi_m3457/is_n43_v11/ai..., pp. 1, 2, Bates Nos. RIMDQ00057550-551.
- "IBM plans to ship Simon put on hold for time being—hand-help personal communicator Mobile Phone News, Apr. 4, 1994", http://www.findarticles.com/p/articles/mi_n14_v12/ai_14973288, pp. 1, 2, Bates No. RIMDQ0057552-553, FindArticles, © 2006.
- "BellSouth puts Simon on the shelves; personal communicator five months late—BellSouth Cellular Corp—Product Announcement Mobile Phone News, Aug. 22, 1994", http://www.findarticles.com/p/articles/mi_m3457/is_n14_v12/ai_15770310, pp. 1, 2, Bates No. RIMDQ0057569-570, Gale Group, Copyright 2004.
- "Simonizing the PDA Dec. 1994/ Reviews/ Simonizing the PDA BellSouth's communicative Simon is a milestone in the evolution of the PDA", <http://www.byte.com/art9412/sec11/art3.htm>, pp. 1, 2, Bates No. RIMDQ0057571-574, CMP Media LLC, © 2005.
- Noble and Satyanarayanan, "A Research Status Report on Adaptation for Mobile Data Access", School of Computer Science, Bates No. RIMDQ0057662-667, document undated.
- "Teklogix: Overview History" <http://web.archive.org/web/19980201192354/teklogix.com/history.htm>, pp. 1-3, Bates Nos. RIMDQ0057903-905.
- Skopp and Kaiser, "Disconnected Operation in Multi-User Software Environment", Columbia University Department of Computer Science, Bates Nos. RIMDQ0058940-947, dated Aug. 1993.
- Skopp, —MS Thesis Proposal—"Process Centered Software Development on Mobile Hosts", Department of Computer Science Columbia University, Bates Nos. RIMDQ0058948-970, dated Oct. 11, 1993.
- Greenberg and Marwood, "Real Time Groupware as a Distributed System: Concurrency Control", ACM Press, Bates Nos. RIMDQ0059105-116, Proceedings of the ACM CSCW Conference on Computer Supported Cooperatives Work, North Carolina, dated Oct. 22-26, 1994.
- Sohlenkamp and Chwelos, "Integrating Communication, Cooperative, and Awareness: The DIVA Virtual Office Environment", ACM, Bates Nos. RIMDQ0059117-129, CSCW 94-10/94, NC [North Carolina], dated "Oct. 1994", © 1994.
- Houston, Honeyman, "Disconnected Operation for AFS", CITI Technical Report 93-3, Bates Nos. RIMDQ0059187-196, dated Jun. 19, 1993.
- Satyanarayanan, Kistler, Kumar, Okasaki, Seigel, Steere, "Coda: A Highly Available File System for a Distributed Workstation Environment", IEEE Transactions on Computers, vol. 39, No. 4, Apr. 1990, pp. 447-459, Bates Nos. RIMDQ0059197-209, © 1990.
- Satyanarayanan, "Scalable, Secure, and Highly Available Distributed File Access", IEEE, pp. 9-20, end page, Bates Nos. RIMDQ0059215-226, dated May 1990, © 1990.

- Kistler and Satyanarayanan, "Disconnected Operation in the Coda File System", ACM Transactions on Computer Systems, vol. 10, No. 1, Feb. 1992, pp. 3-25, Bates Nos. RIMDQ0059227-249, © 1992.
- Kistler, "Disconnected Operation in a Distributed File System", *Submitted in partial fulfillment of the requirements for the degree of Doctor of Philosophy*, Bates Nos. RIMDQ0059432-699, Carnegie Mellon University, dated May 1993.
- "Tekscan Radio-Linked Systems", Teklogix, Inc., Bates Nos. RIMDQ0057906-908, 6/89/5E.
- Mobile Wireless Computing: Solutions and Challenges in Data Management, <http://citeseer.ist.psu.edu/imielenski93mobile.html>, 3 pages, dated Dec. 18, 2006.
- "Scan Tech UK, NEC Birmingham, Jun. 16-18, 1992, Conference Proceedings, A."; R. Long, "The Use of Issue-Specific Bar Codes for Sortation of Magazine Periodical and Newspaper Returns," Solent News Distributors Ltd, document undated; M. Hardy, "Case Study 1: UK's First Port Control Radio Data Transmission System in Dock Straddle Carriers," Belgravium Ltd, Bates Nos. RIMDQ 0098145-146, document undated, Bates Nos. RIMDQ 0098142 - 151.
- "Scan Tech UK, NEC Birmingham, Jun. 16-18, 1992, Conference Proceedings, B."; S. Blackmore, "Portable Data Collection: A Strategic Technology," Symlex, document undated; C. Williets, "Portable Data Collection-Trends and Developments in Processing and Computer Products," Mars Electronics International, document undated; B. Inall, "Data Entry Options for Portable Computers," IBS Radix, document undated; J. Dover, "Communications Options for Portable Data Capture Units," Symbol Technologies UK Ltd, document undated; R. Crabtree, "Portable Data Capture—Applications Opportunities," Kings Town Photocodes Ltd, document undated; Bates No9s. RIMDQ 0098152 - 165.
- "Scan Tech UK, NEC Birmingham, Jun. 16-18, 1992, Conference Proceedings, E," document undated; R. Evans, "The Supplementary Coding Standards," ANA, document undated; J. Critoph, "EAN-128m Production and Scanning," Symbol Technologies, document undated; W. Watterthwaite, "Pallet Labels and Supplementary Coding," Pedigree Petfoods/Mars Group, document undated; Bates Nos. RIMDQ 0098166-196.
- "Scan Tech UK, NEC Birmingham, Jun. 16-18, 1992, Conference Proceedings, F"; T. Hankins and M. Brittain, "Software Tools 'Fastrak' Implementation of Automatic Data Capture Using Portable Terminals," Alpha-Numeric Systems Plc, document undated; D. Peacock, "PDC in British Gas Plc North Eastern Warehousing," British Gas Plc North Eastern, document undated; J. Keegan, "Total Supply Chain Management Within Health Care Supplies," Health Care Supplies, document undated; Bates Nos. RIMDQ 0098197-204.
- "Scan Tech UK, NEC Birmingham, Jun. 16-18, 1992, Conference Proceedings, G"; A. Scorer, "Wide Area Data Capture with Particular Emphasis on the Temperature-Controlled Distribution Sector," Securicor Datatrak Ltd, document undated; "EDI in Distribution and Transport," document undated; P. Whitlock, "Delivering Solutions for Parcels Delivery," Securicor Omega Express Ltd, document undated; "Video Case Study: Down the Line Bar Coding in the Supply Chain," document undated; Bates Nos. RIMDQ 0098205-222.
- "Scan Tech UK, NEC Birmingham, Jun. 16-18, 1992, Conference Proceedings, I"; S. Jackson, "Inductive Identification Systems," Pepperl & Fuchs Ltd, document undated; P. Kibler, "Chips with Everything-The Datatag System," Yamaha, document undated; B. Williams, "RFID: The Issue is Standardisation," The Enterprise Consultancy, document undated; W. Holland, "Capture Data and Thieves with R.F.I. D.," Smart Tag Systems Inc., document undated; Bates Nos. RIMDQ 0098223-236.
- "Scan Tech UK, NEC Birmingham, Jun. 16-18, 1992, Conference Proceedings, K"; M. Hiscox, "Radio Frequency Data Communications (RFDC)," Lex Industrial Systems Ltd, document undated; J. Bental, "Mobile Data in Automatic Identification," RAM Mobile Data Ltd, document undated; S. Kerry, "Vendor Selection and Project Management-Radio Frequency Data Communications," Symbol Technologies Europe, document undated; J. Tipping, "RF/DC in Action," Processing Computing Ltd, document undated; Bates Nos. RIMDQ 0098237-252.
- "Scan Tech UK, NEC Birmingham, Jun. 16-18, 1992, Conference Proceedings, M"; J. Trueman, "The Use of Bar Coding Within W. H. Smith," W H Smith Ltd, document undated; M. Gathercole, "Warehouse Efficiency Gains from Bar Code Technology," Tiptree Book Services, document undated; R. Webber, "Getting It Right," Oxford University Press, document undated; B. Parratt, "PDF 417 in the Book Trade," Penguin Books, document undated; Bates Nos. RIMDQ 0098253-261.
- "Scan Tech UK, NEC Birmingham, Jun. 16-18, 1992, Conference Proceedings, N"; A. Furness, "Technological Change and Emergent Opportunities in Automatic Identification," Electronics Engineering Group, document undated; R. Noyau, "High Coercivity Magnetic Stripe Cards," Electronics Engineering Group, document undated; N. Weston, "Managing New Technology," Strategic Renewal Group, document undated; D. O'Dea, "The Dotcode—An Alternative Identification System," Electronic Automation Ltd, document undated; S. Hancocok, "A Neural Network System: Applications in Pattern Recognition," Neural Technologies Limited, document undated; Bates Nos. RIMDQ 0098262-281.
- "Scan Tech UK, NEC Birmingham, Jun. 16-18, 1992, Conference Proceedings, O"; T. Dunn, "Bureau Services in Relation to Auto ID," ESP Security Print, document undated; B. Levin, "Quality Improvements in Industrial Ink Jet Bar Coding," Elmjet Limited, document undated; A. Walter, "Guidelines for Effective Implementation of Label-Based Auto ID Systems," Avery Dennison, document undated; D. Jones, "P.S.A. Protecting Your Investment," Printronix (UK), document undated; G. Cunningham, "Anti-Counterfeiting Systems Developed by Stampiton Microtrace," Stampiton Microtrace, document undated; P. Manser, "Patient Case Notes: A Suitable Case for Treatment," Royal Brompton National Heart and Lung Hospitals SHA, document undated; Bates Nos. RIMDQ 0098282-296.
- "IBM 9075 PCRadio, A rugged handheld system for wireless communications and control," International Business Machines, copyright 1992, Bates Nos. RIMDQ 0098297-300.
- "IBM Canada Sells Wireless Data Network to Bell-Ardis: Announces Availability of New PCRadio, Montreal, Feb. 4, 1992," Bates No. RIMDQ 0098301.
- Documents of file wrapper of U.S. Appl. No. 07/849,771 (re U.S. pat. No. 5,414,251), Bates Nos. RIMDQ 0100884-965.
- Documents of file wrapper of U.S. Appl. No. 08/284,883 (re U.S. pat. No. 5,414,251), Bates Nos. RIMDQ 0100966-0101004.

Documents of file wrapper of U.S. Appl. No. 08/703,564, Bates Nos. RIMDQ 0101005-181.

Documents of file wrapper of U.S. Appl. No. 07/338,156 (re U.S. Patent No. 5,347,632), RIMDQ 0101204-2130.

Documents of file wrapper of U.S. Appl. No. 07/991,015 (re U.S. Patent No. 5,465,401), Bates Nos. RIMDQ 0102131-275.

Documents of file wrapper of U.S. Appl. No. 07/213,931, Bates Nos. RIMDQ 0102393-490.

Documents of file wrapper of U.S. Appl. No. 07/328,790, Bates Nos. RIMDQ 0102491-3028.

Documents of file wrapper of U.S. Appl. No. 07/976,127, Bates Nos. RIMDQ 0103029-157.

Documents re Canadian Patent No. 2 243 244 (Robb), Bates Nos. RIMDQ 0103370-419.

GB 2 282 906 B, dated Nov. 6, 1996, UK, Bates Nos. RIMDQ 0103420-0103453.

GB 2 282 907 B, dated Feb. 28, 1996, UK, Bates Nos. RIMDQ 0103453-0103497.

A. Alber, "Interactive Computer Systems, Videotex and Multimedia," Plenum Press, copyright 1993, public version, Bates Nos. RIMDQ 0103511-952.

"TMS320C4x User's Guide, 1991 Digital Signal Processing Products," Texas Instruments Incorporated, copyright 1991, Bates Nos. RIMDQ 0103953-4817.

Cover and table of contents of Industrial Engineering magazine, Institute of Industrial Engineers, copyright 1992, T. Miller, "More than just listening to the customer, Industrial Engineering, Jan. 92," Bates Nos. RIMDQ 0106379-82.

Cover and table of contents of Controls & Systems magazine, Penton Publishing Inc., copyright 1991, R. Eckles, "Move data fast with RF data communication, Controls & Systems, Jun. 1992," Bates Nos. RIMDQ 0106383-387.

Cover and table of contents of Quality Progress magazine, American Society for Quality Control, Inc., copyright 1993, K. Wacker, "Uncommon common sense, Quality Progress, Jul. 1993," pp. 97-98, 100, "The Role of the forecasting TQC team, Quality Progress, Jul. 1993," p. 99, Bates Nos. RIMDQ 0106388-93.

"Intel Product Guide", Intel Corporation, copyright 1989, public version, Bates Nos. RIMDQ 0107116-294.

Cover and table of contents of Operating Systems Review magazine, Association for Computing Machinery Special Interest Group on Operating Systems, document dated Apr. 1993, Badrinath et al., "Impact of mobility on distributed computations," document undated, Bates Nos. RIMDQ 0107344-351.

Abandoned U.S. Appl. No. 08/111,531 (see document C227), Bates Nos. RIMDQ 0107352-426.

"CCD The Solid State Imaging Technology," Fairchild USA CCD Division, copyright 1981, Bates Nos. RIMDQ 0107440-603.

File wrapper of U.S. Appl. No. 08/703,564 (re U.S. pat. No. 5,821,423; see document O76), Bates Nos. RIMDQ 0107604-8066.

"Scan Tech UK, NEC Birmingham, Jun. 16-18, 1992, Conference Proceedings, D"; H. Bendell, "Production Control," S B Electronic Systems Limited, document undated; S. Greasley, "Tough Environments-Tougher Bar Codes," RM Scantag, document undated; G. Hammond, "Business Excellence: Issues Not Acronyms," MRP Ltd, document undated; K. Ridgway, "The Use of Auto Identification in a Manufacturing Environment," Department of Mechanical and Process Engineering, document undated; J. Plimmer, "Quality Improvements in W.I.P. Information," Kenrick & Jefferson, document undated; Bates No. RIMDQ 0108233-246.

"Scan Tech UK, NEC Birmingham, Jun. 16-18, 1992, Conference Proceedings, L"; Bates Nos. RIMDQ 0108247-257. "Scan Tech UK, NEC Birmingham, Jun. 16-18, 1992, Conference Proceedings, H"; P. Chartier, "the Integration of Bar Coding and EDI," Praxis Consultants, document undated; P. Barbier, "Odette and EDI," BPCC Numeric Arts Ltd, document undated; Bates Nos. RIMDQ 0108258-273.

Number not used.

"Advanced Micro Devices, Flash Memory Products 1992/1993 Data Book/Handbook," copyright 1992, Bates Nos. RIMDQ 0108461-9008.

Documents of file wrapper of U.S. Appl. No. 08/369,553 (related to U.S. Patent No. 5,579,535; see document O66), Bates Nos. RIMDQ 0109338-393.

Documents of file wrapper of U.S. Appl. No. 08/008,117 (related to U.S. Patent No. 5,579,535; see document O66), Bates Nos. RIMDQ 0109394-520.

Litigation declaration of Alec Tait, dated Apr. 26, 2008, Bates Nos. RIMDQ 0109776-787 (includes Bates BNos. AJT001-007).

File Wrapper and Content of U.S. Appl. No. 08/461,605 (re U.S. pat. No. 5,902,988; see document O12), Part (1) of (3) Part(s), Part (2) of (3) Part(s), and Part (3) of (3) Part(s), Bates Nos. RIMDQ 0109826-628.

Copies of documents of Jan Orkisz, 64 pages, Bates Nos. OKK001-064.

The Herald, Scotland, Aug. 25, 1992, Bates Nos. RIMDQ 0083030-75.

C.J. Date, "An Introduction to Database Systems", excerpts, Copyright 1977, Bates Nos. RIMDQ 110694-751.

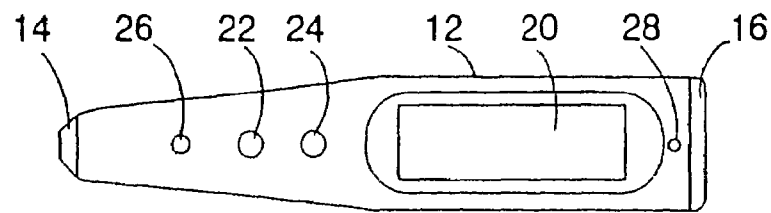
Order, re claim construction, U.S. pat. Nos. 6,058,304 and 7,139,591, 23 pages, dated Aug. 14, 2008.

Plaintiffs' Joint Motion to stay Case Pending Alternate Dispute Resolution with Exhibit A, (7 pgs.).

Order, re Joint Motion to Stay Case Pending Alternate Dispute Resolution Proceedings, dated Aug. 29, 2008 (2 pgs.).

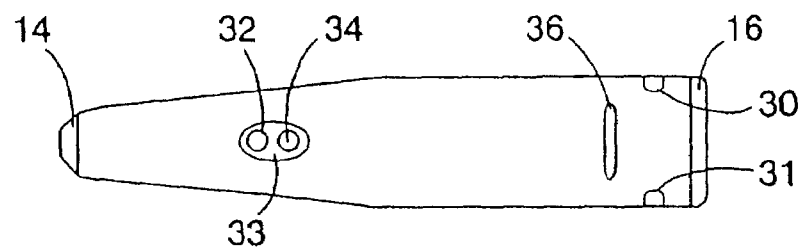
Stipulation and Order of Dismissal (4 pgs.) and Order of Dismissal with Prejudice (1 pg.).

U.S. District Court Northern District of Texas (Dallas) Civil Docket for Case #: 3:06-cv-00973-N (9 pgs.).



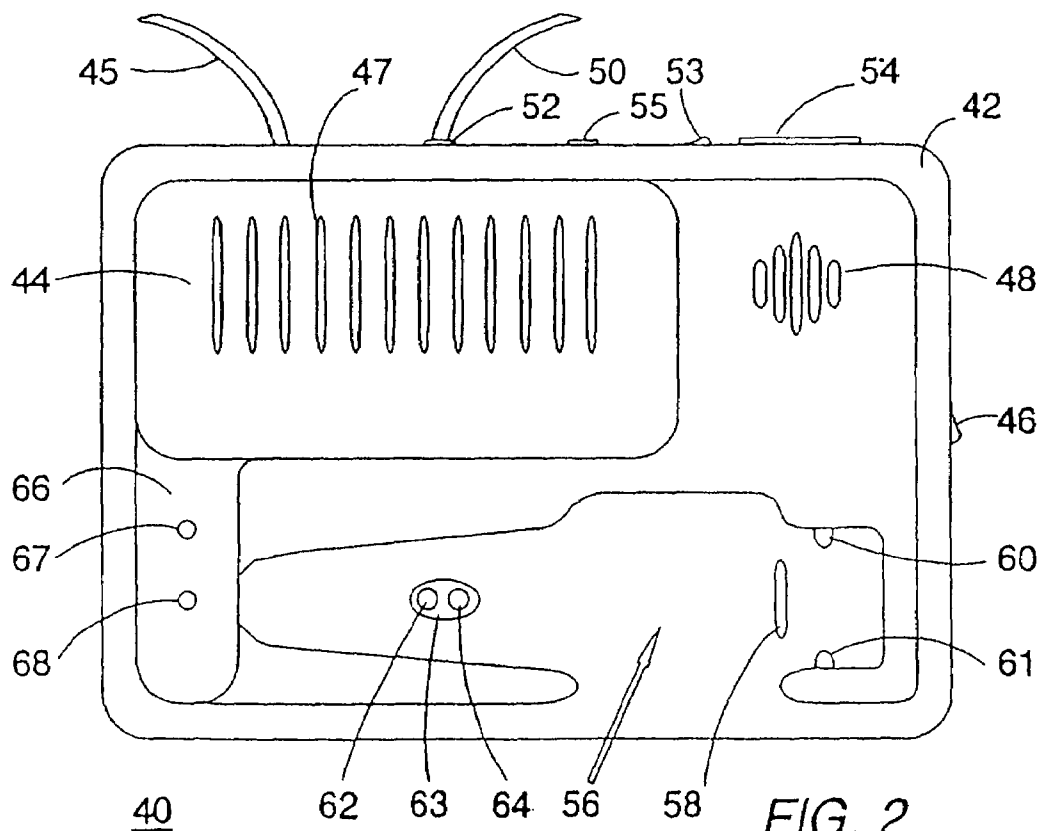
10

FIG. 1A



10

FIG. 1B



40

FIG. 2

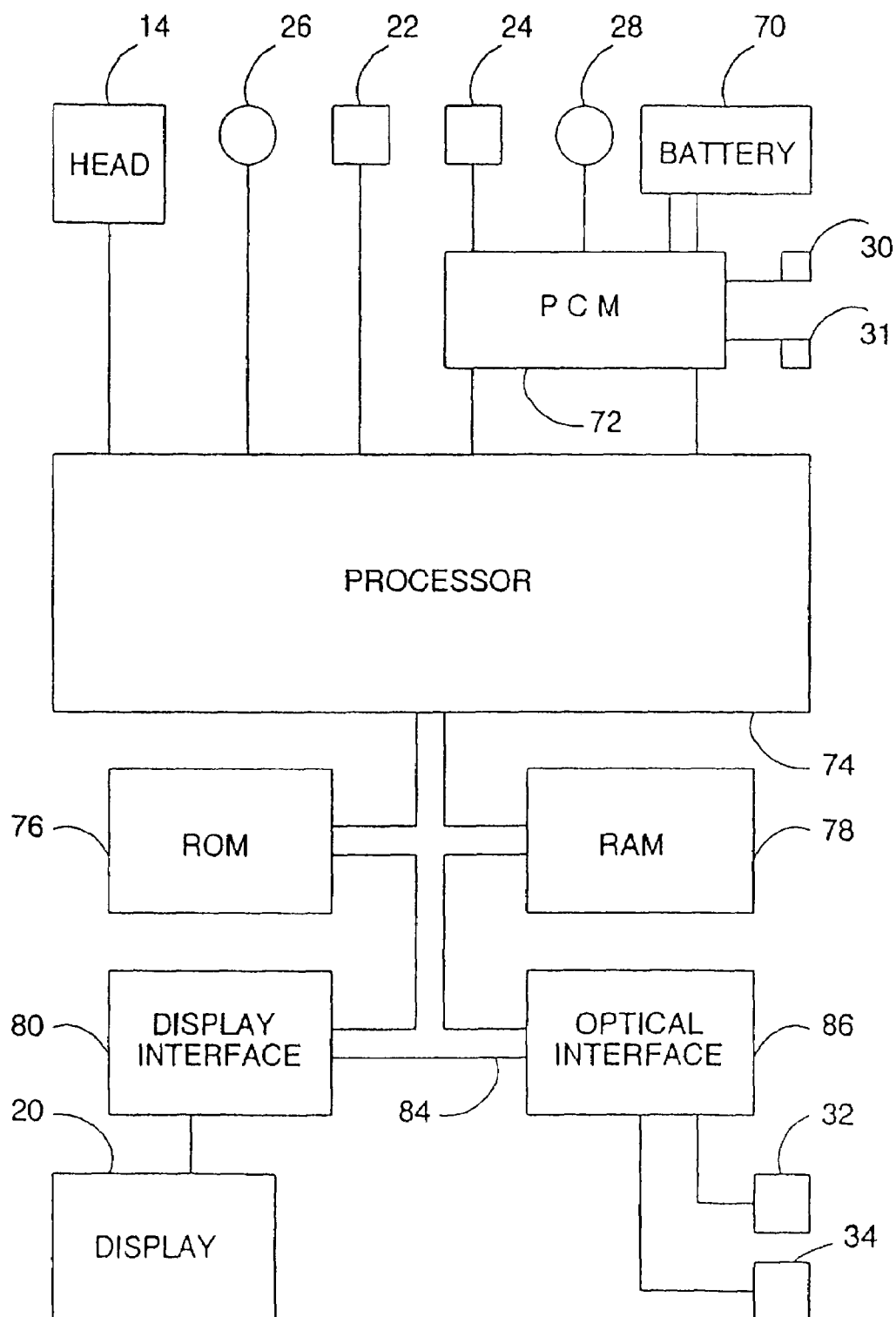


FIG. 3

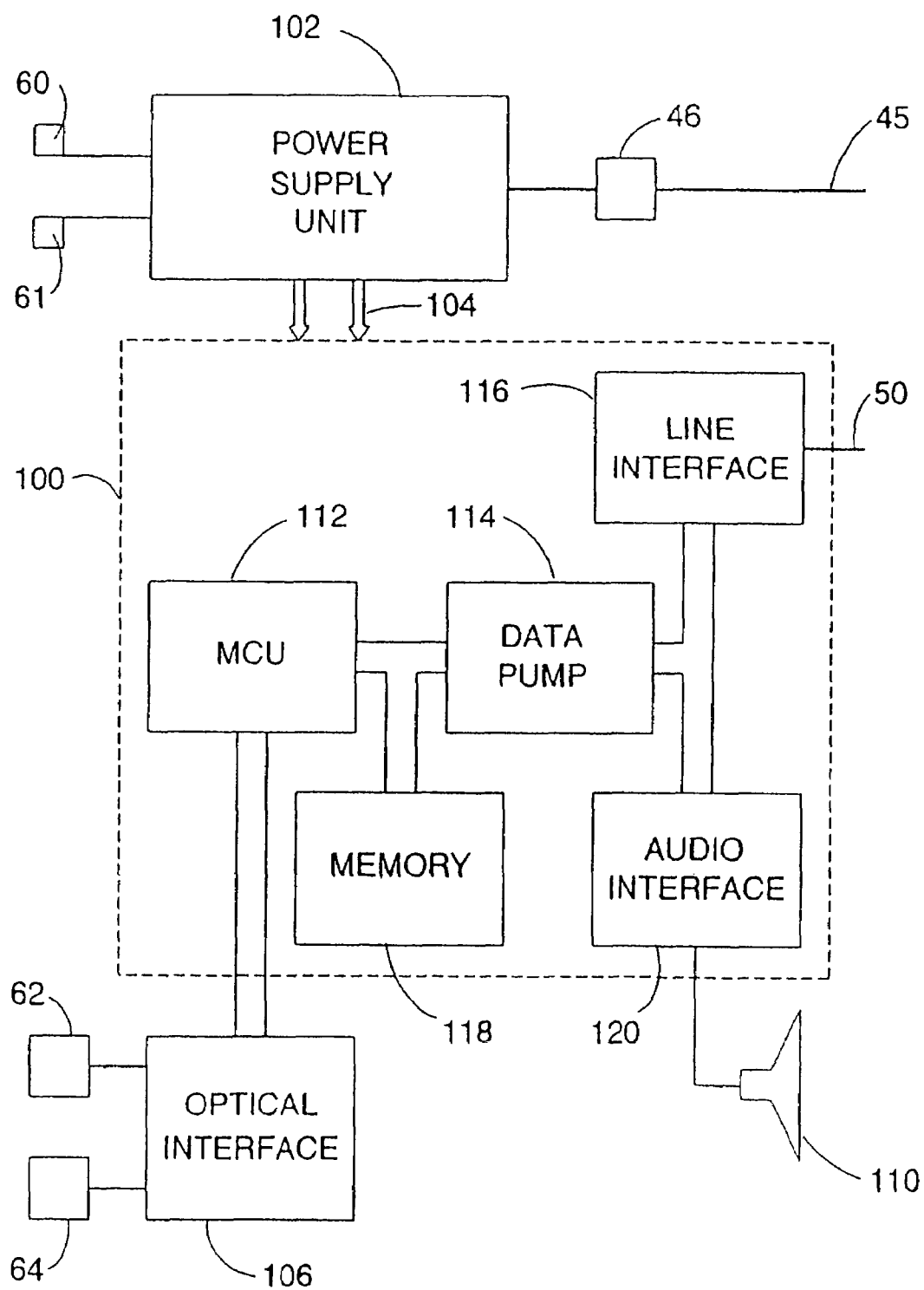
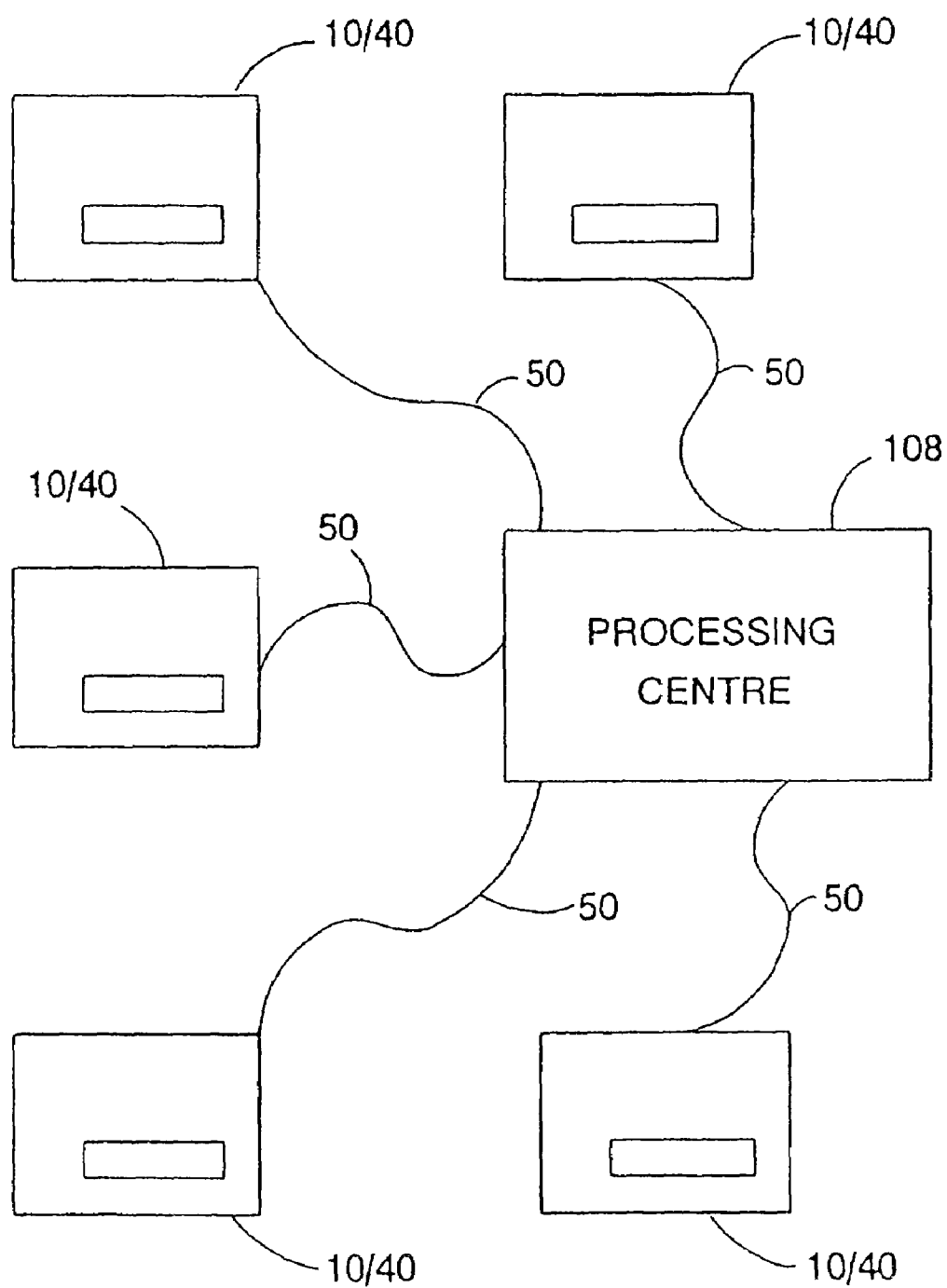


FIG. 4

*FIG. 5*





FIG. 6

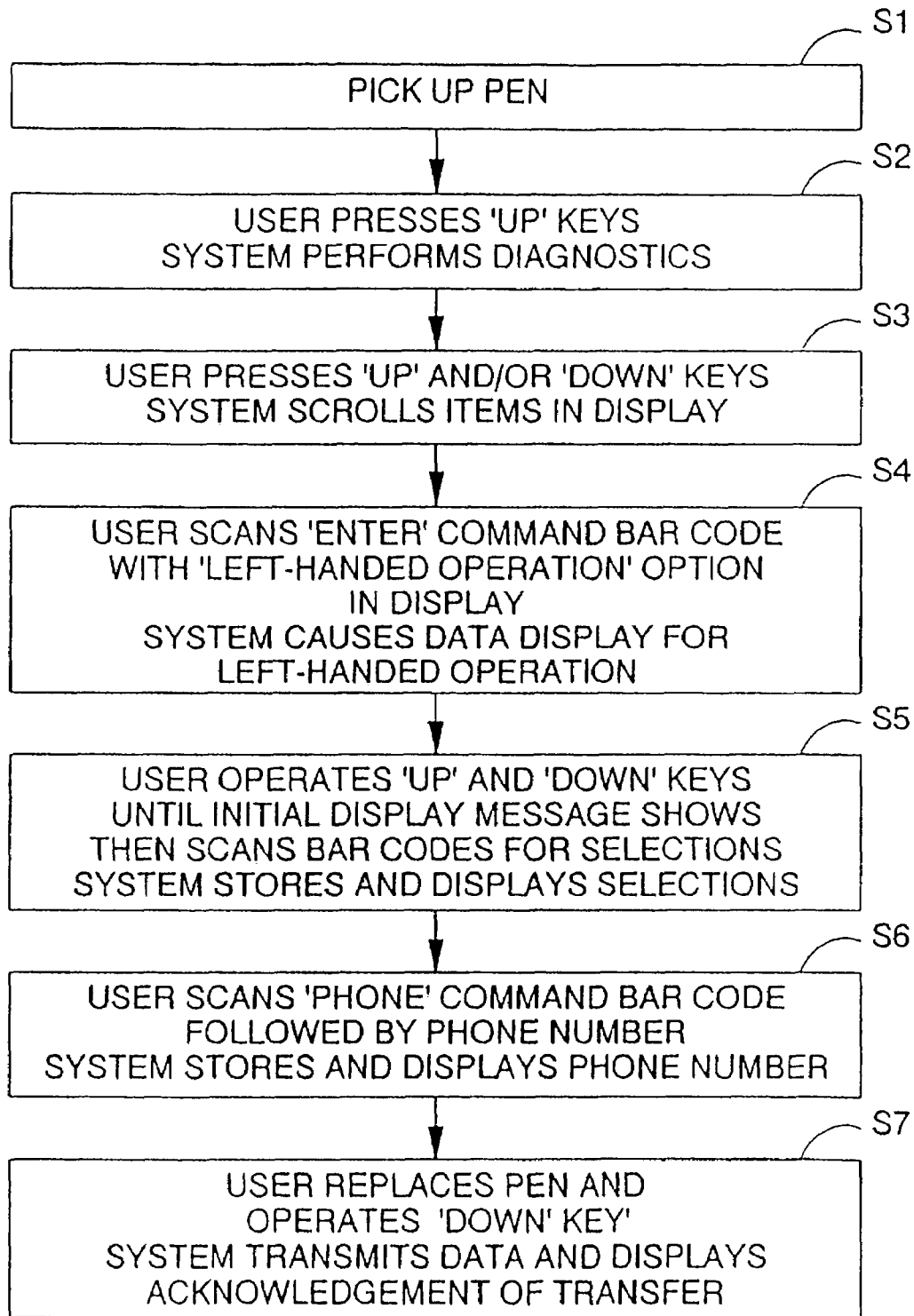


FIG. 7

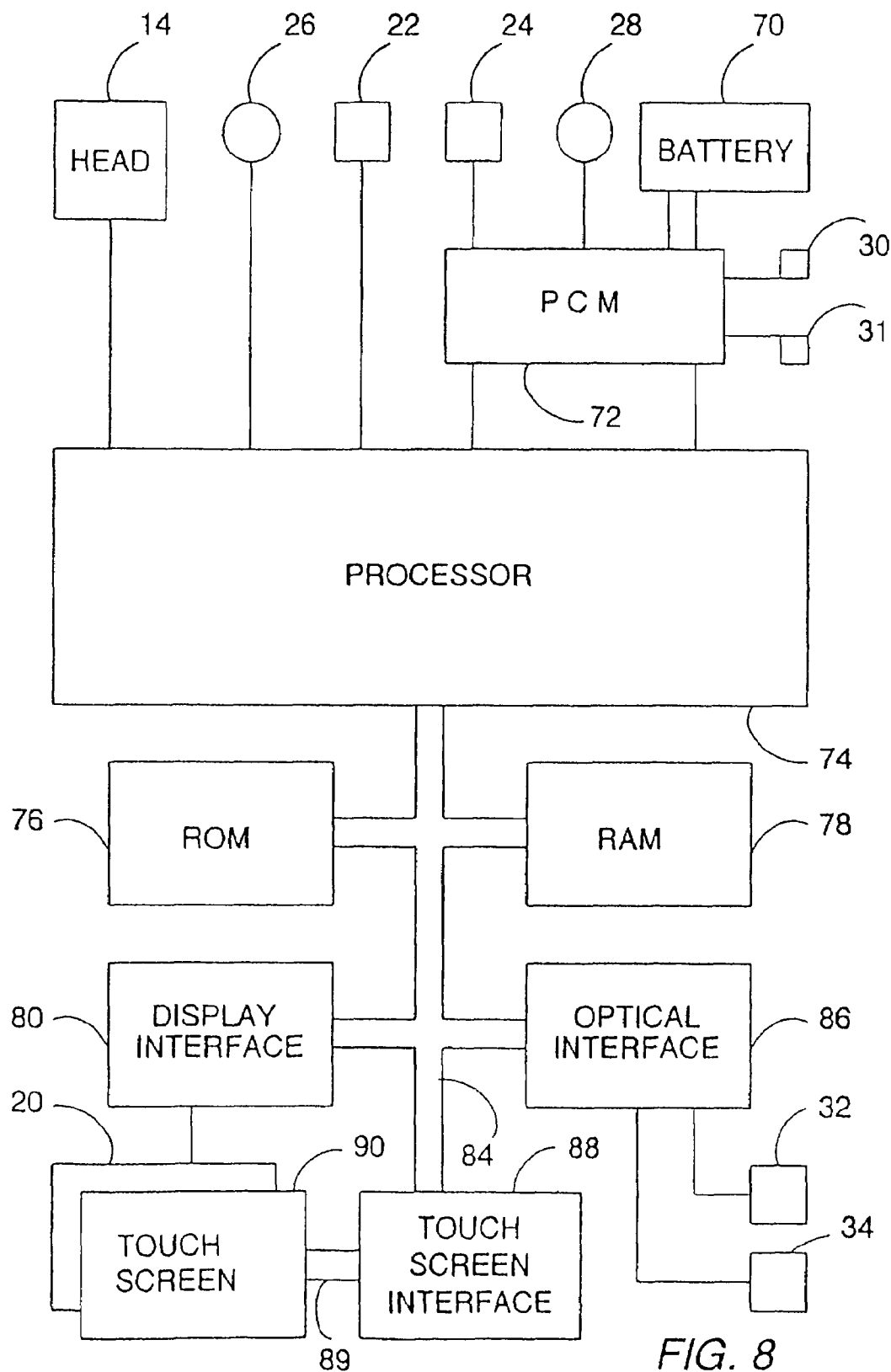


FIG. 8

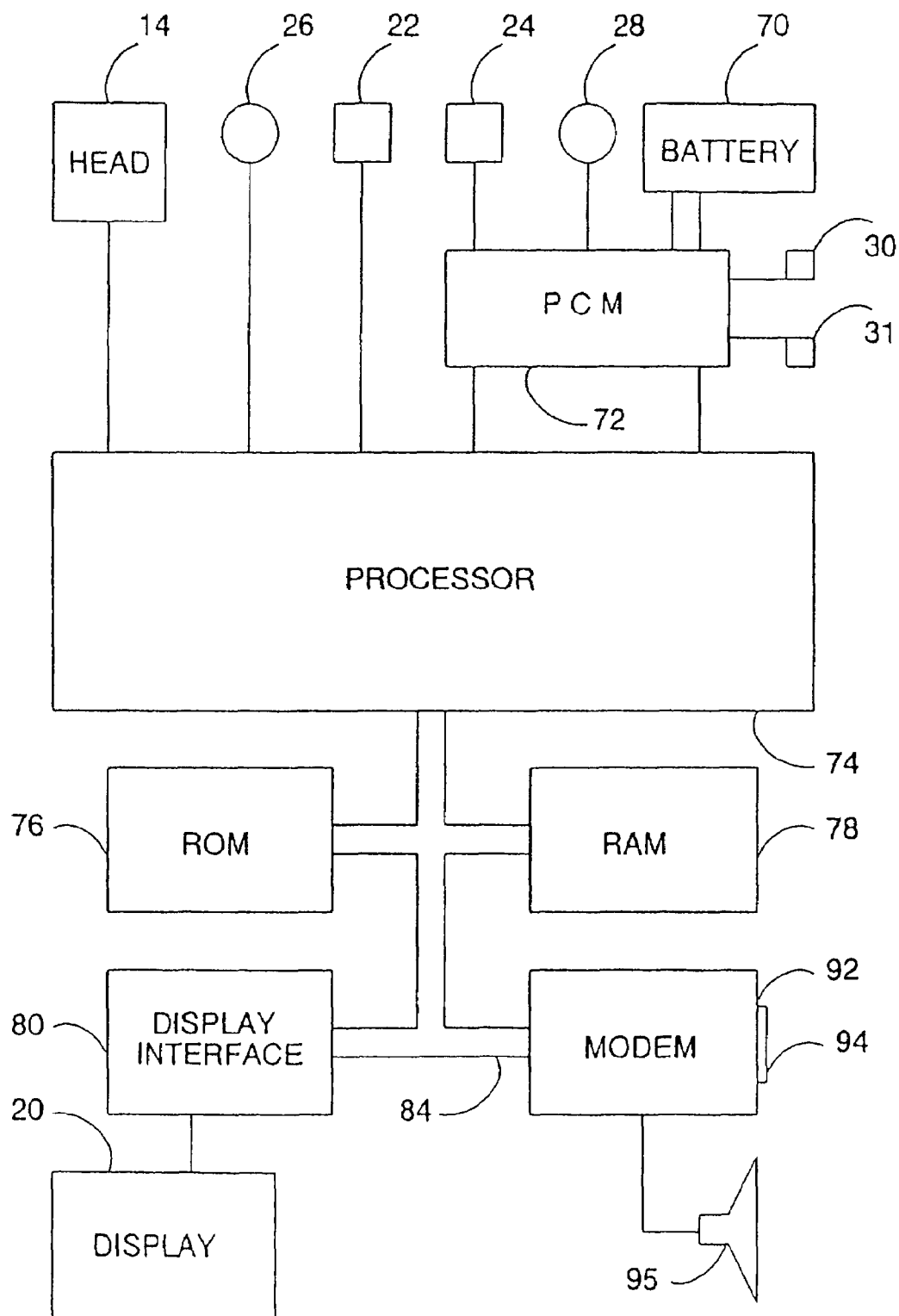


FIG. 9

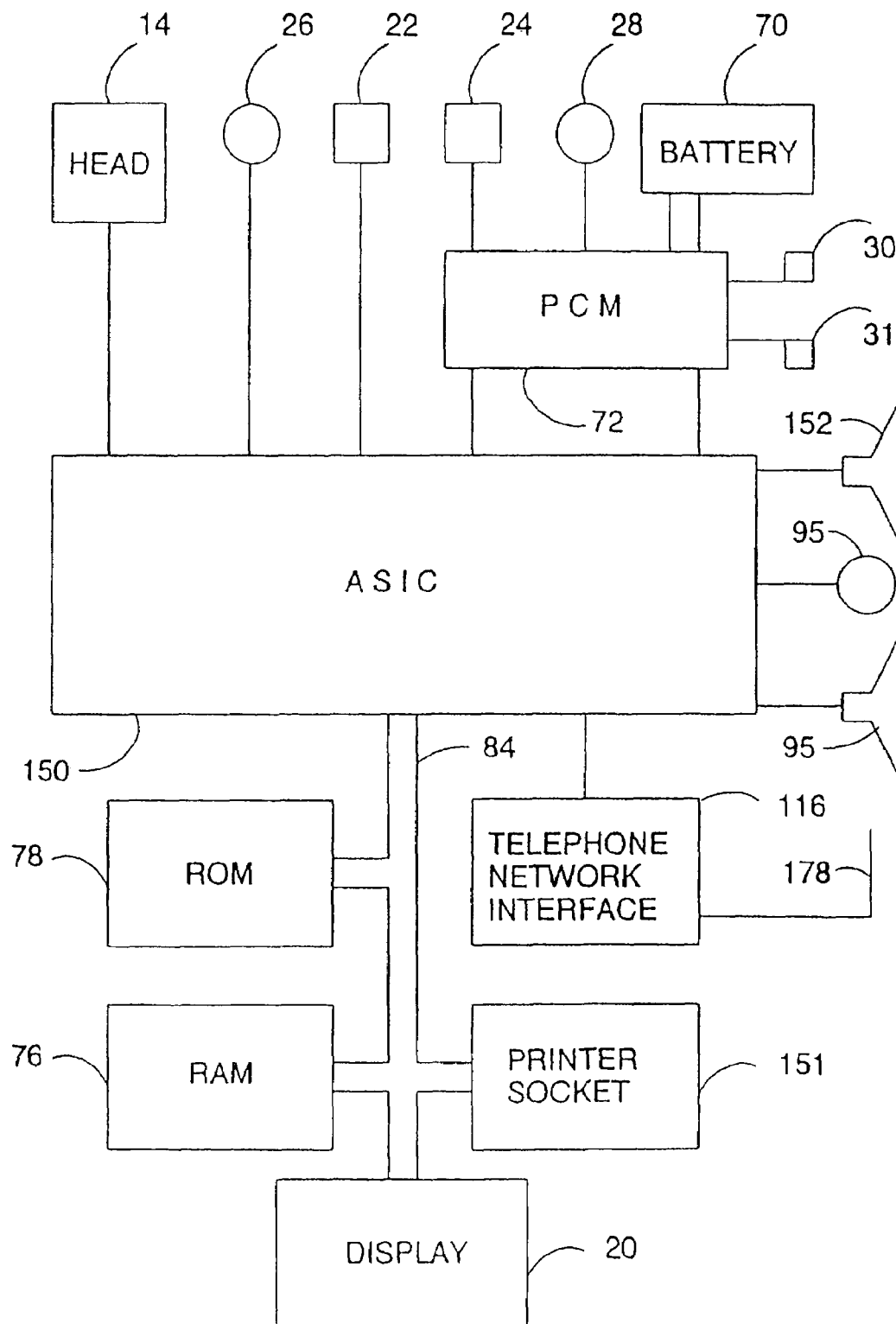
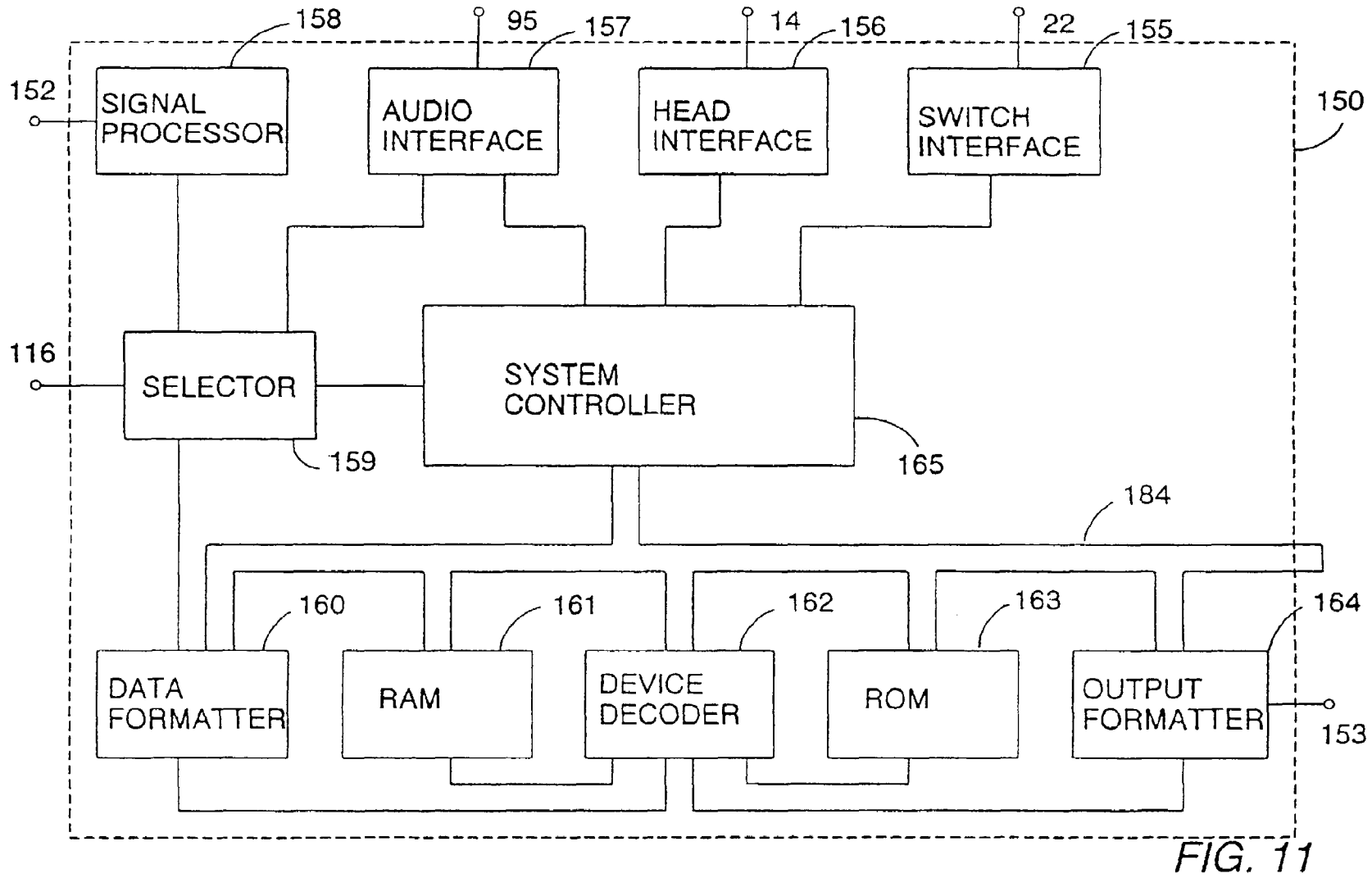


FIG. 10



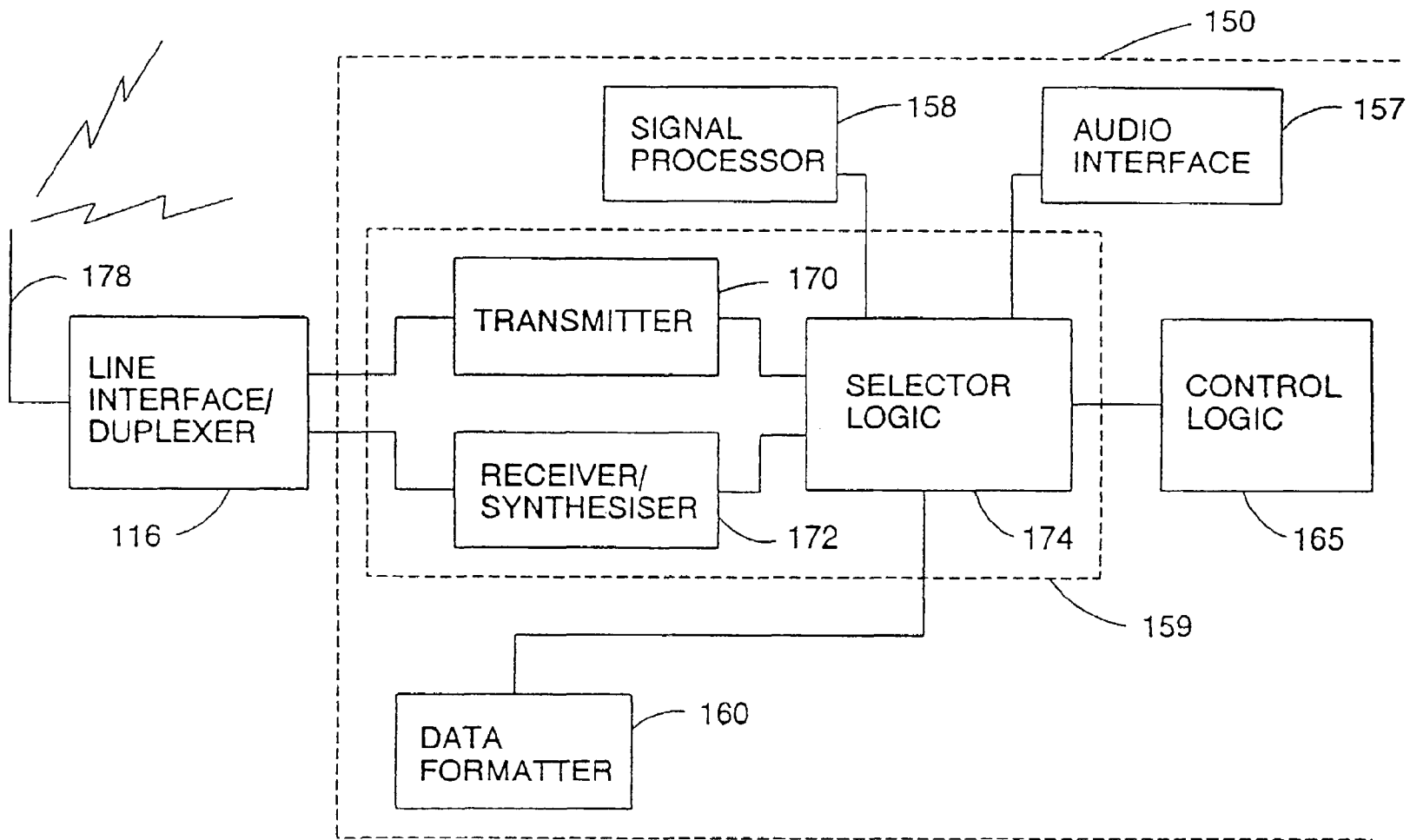


FIG. 12

DATA ENTRY SYSTEMS

CROSS REFERENCE TO RELATED APPLICATIONS

This application is a continuation of U.S. patent application Ser. No. 10/869,215, filed on Jun. 15, 2004 now U.S. Pat. No. 7,139,591, which is a continuation of U.S. patent application Ser. No. 09/548,565, filed on Apr. 13, 2000 (now abandoned), which is a continuation of U.S. patent application Ser. No. 08/619,682, filed on May 23, 1996 (now U.S. Pat. No. 6,058,304), filed as 371 of international application No. PCT/GB94/02101, filed on Sep. 27, 1994, which claims priority to GB 9321133.2, filed on Oct. 13, 1993, each of which is hereby incorporated by reference.

This invention relates to data entry systems, to applications of such data entry systems and to equipment for use therewith.

UK patent GB-B-2,202,664 describes an example of an application for a data entry system for the automated ordering of merchandisable items. Merchandisable items are represented in a printed catalogue or other form of list and are associated with bar codes. A merchandise ordering unit comprises a bar code reader with a telephone transmission capability for use in selecting one or more items from the catalogue and transmitting electronically an order for the merchandise to a processing centre over the public telephone network. The orders for the merchandisable items received in this way are processed in the processing centre. As described, the hand held data entry terminal comprises a calculator-like processing unit with a pen-like bar code reader wand electrically connected to the processing unit via a flexible cable. The processing unit includes a display for displaying information and a telephone transmission capability for transmitting captured data via the telephone network. Although this system works well, it is rather bulky and can be somewhat inconvenient in use as it requires two handed operation, one hand for the processing unit and one hand for the wand. Alternatively, if the processing unit is not carried all the time, it needs to be located in a position where the display on the processing unit can be seen and the keys on the processing unit can be operated. It will be appreciated that particularly where the processing unit is being carried in the hand, operation of the keys on it while holding the wand requires considerable dexterity.

European patent application EP-A-0,094,571 describes a self-contained portable data entry terminal positioned within a portable wand-type enclosure. The wand contains a bar code optical reader, signal conditioning electronics, a microprocessor, a memory and a rechargeable battery. The optical reader is operable as a transmitter/receiver so that readout of data stored in the memory is possible. An example of the use of the portable data terminal is described in which captured bar code data can be output from the memory via the optical reader to an optical receiver and from there via an audio coupler to a telephone line for transmission to a remote station. Another example is described where the bar code data relates to items on a menu in a restaurant. Captured menu selections can be output from the memory via the optical reader to an optical receiver and from there via a computer to a printer in a kitchen. Also described is the programming of the portable data entry terminal using an optical transmitter to input data via the optical reader. The wand includes a beeper for indicating the correct reading of a bar code and the current memory loading. The wand described in EP-A-0,094,571 is relatively simple in construction, and although it is readily portable, it does not provide any confirmation of what has been read.

A further portable data entry terminal manufactured by Telxon Corporation is described in an article entitled "Telxon Corporation, Portable Data Collection and Entry Systems" published by McGraw-Hill in 1989 and referenced "R51-832-101 SKU/UPC Marking and Reading Equipment". The article describes various models of data entry terminals similar to that described in UK patent GB-8-2,202,664. Data from the terminals can be transmitted to a remote station via various telecommunication options including direct connect modems and acoustic couplers. The data entry terminals have a generally rectangular format, similar to a large scientific calculator with a rectangular display and an array of keys. For most models, a separate bar code reader wand is provided which is connected to the data entry terminal via a flexible cable, requiring a two-handed operation as described above. One model PTC-620 has the same basic format as the other terminals, but is described as being for simple applications and features a snap-on reversible head for one-handed operation with either the left or the right hand. However, this terminal is still relatively bulky and cumbersome and in use it is easy inadvertently to operate one or more keys in the array of keys.

An object of the present invention is to provide a data entry system which mitigates the problems of the prior art.

In accordance with an aspect of the invention, there is provided a data entry system comprising a hand held data entry unit, the hand held unit comprising a reading sensor for sensing commands and/or data and for producing input signals in response to the sensed commands and/or data, rewritable storage for information relating to selectable items, a controller connected to receive and process the input signals from the sensor for responding to the commands to control the hand held unit and/or to the data to select the item and a display screen for displaying a user readable representation of the commands and/or stored information for the selected item, and a telecommunications interface for telephonic transmission of information relating to a selected item or items from the storage to a remote processing centre and for telephonic transmission of information relating to selectable items from the remote processing centre to the storage.

The provision of a hand held unit having an integral sensor, control, storage, display means with a telecommunications interface enables the unit to be used in a particularly efficient and self-contained manner for the capture, processing, storage, display and transmission of data. The inclusion of the display in the hand held unit enables the user to verify the data being captured without taking his or her eyes off the areas in which data capture is taking place.

Preferably, the telecommunications interface is integral to the hand held unit. The provision of a telecommunications interface in the hand held unit enables captured data to be used for direct telephonic transmission of the captured data via a telephone network to a remote processing centre. It also allows for data and/or commands to be received from the remote data processing centre.

Preferably, the hand held unit includes a rechargeable power source. There can be provided a base unit separate from the hand held unit, wherein the base unit includes a charger unit and the base unit and the hand held unit are provided with respective interconnectable electrical connectors for recharging the rechargeable power source.

In some embodiments of the invention, the data entry system can comprise a base unit separate from the hand held unit, wherein the base unit and the hand held unit are provided with a wireless data link which is operable for bidirectional data transfer between the hand held unit and the base unit, and wherein the base unit includes a telecommunications inter-

face for telephonic transmission of information relating to a selected item or items from the storage to a remote processing centre and for telephonic transmission of information relating to selectable items from the remote processing centre to the storage. In this embodiment, the wireless data link preferably comprises, in the base unit and the hand held unit, optical transmitters and/or receivers which cooperate when the hand held unit is in the rest position to provide a two way optical data link for transferring data from the hand held unit to the base unit and/or from the base unit to the hand held unit. In other embodiments it could comprise respective radio frequency, rather than optical, transmitters and receivers, or indeed other types of transmitters and receivers.

In preferred embodiments of the invention, the telecommunications interface is an interface for connection to a wireless telephony network. This provides for a particularly advantageous implementation of the invention, which can then be used without the need to plug in the data entry system to, for example, a conventional wired telephone network.

In a preferred embodiment of the invention the telecommunications interface is a cellular telephone network interface. In this embodiment of the invention, particularly where the telecommunications interface is incorporated in the hand held unit, the data entry system can be used with the convenience, for example, of a portable cellular phone. Cellular telephone networks are now common place and give a very wide area of coverage. This facilitates the use of a data entry system in accordance with the invention in, for example, a user's home or workplace.

Alternatively, the telecommunications interface can be a satellite telephone network interface, or some other form of wireless telephone interface, for example a telephone interface for a telephone network based on highly localised transponder stations.

Where the telecommunications interface is intended to interface with an analogue telephone network, the telecommunications interface includes a modem.

By arranging that the reading sensor can be used for the input of commands for controlling the hand held unit, the number of user input means (e.g., keys) can be kept to a minimum, reducing the possibility of inadvertent operation. Preferably, there are provided one or two manually operable switches for scrolling the display in a first and/or second direction for selectively displaying a plurality of data stored in the storage. The scrolling of the display enables a large number of items to be accessed with a relatively compact display. In a preferred embodiment of the invention, the first and/or second switches are the only switches on the hand held unit. Preferably also, operation of the first and/or second switches in predetermined operational states of the hand held unit causes predetermined functions other than scrolling functions to be performed (e.g., powering-up or powering-down of the hand held unit). By the provision of only two keys on the hand held unit, the possibility of accidentally operating an incorrect key can be reduced, and also the hand held unit can be kept particularly compact.

Preferably, the hand held unit comprises a sensor for reading coded data, the controller being arranged to access the stored information for selectable items to determine natural language characters or images corresponding to the coded data for display. The invention finds particular, but not exclusive application to the reading of bar codes and/or binary dot codes, whereby the sensor is a bar code and/or dot code reader. It will be appreciated that the invention also applies to other forms of codes.

The hand held data entry unit may comprise a reading head including a reading sensor for producing input signals,

wherein the reading sensor traces movements of the reading head and wherein the controller is responsive to signals from the sensor representative of the movements for identifying characters traced by the reading head as captured data. In this manner data entry can be made in an advantageous manner by tracing out the characters of the data to be input or characters representing commands for controlling the operation of the data entry system.

Preferably, the controller is user programmable to cause the captured data to be displayed on the display either in a first orientation suitable for reading displayed data when the hand held unit is held in a user's right hand, or in a second orientation suitable for reading displayed data when the hand held unit is held in a user's left hand. In a preferred embodiment the display has a substantially rectangular display screen with a longitudinal axis arranged substantially parallel to a longitudinal axis of the hand held unit. For example, for right handed operation, a string of characters could, for example, be displayed along the display from an end nearest to the sensor to the end furthest therefrom, whereas for left handed operation, the same string of characters would be displayed from the end of the display furthest from the sensor to the end nearest thereto.

A data entry system comprising a hand held unit with or without a base unit as described above, can also include means for displaying a plurality of selectable items with associated data sources for user selection of an item by operation of the hand held unit and a remote processing centre for processing user selections transmitted from the hand held unit. The controller in the hand held unit is preferably arranged to respond to appropriate commands input, for example via the reading sensor, to issue coded instructions via the telecommunications interface to the data processing centre and to receive programming data (e.g., relating to information for selectable items) from the programming centre for storage in the hand held unit.

The data entry system may additionally be arranged to provide the functions of a telephone to permit audio communication. In particular, if a cellular telephone interface is provided in a hand held unit, this unit can advantageously combine the functions of the data entry unit and a cellular telephone.

Accordingly, the invention also provides a data entry system additionally comprising means for displaying a plurality of selectable items with associated data sources for user selection of an item by operation of the hand held unit and a remote processing centre for processing user selections transmitted from the hand held unit. Preferably, the hand held unit is programmable remotely from the processing centre.

In a preferred embodiment of the invention, the hand held unit is configured as an elongate unit such that it may be held by a user in the manner of a pen or quill with the reading sensor being located in a reading head at or adjacent to one end of the hand held unit. The configuration of the hand held unit such that it may be held in the manner of a pen or quill means that the unit can be held in a familiar and comfortable manner. Also, it facilitates the provision of user input means (e.g. switches) on the hand held unit to be located such that inadvertent operation thereof can easily be avoided.

Preferably the reading sensor is located in a reading head which is releasably attached to the hand held unit. This enables alternative types of reading head to be connected to the hand held unit and/or for faulty reading heads to be replaced easily.

The invention also provides a merchandising system comprising a data entry system of this type wherein the selectable

5

items are merchandisable items and the remote processing centre initiates processing of user orders of the selectable merchandisable items.

Thus, a data entry system in accordance with the invention, especially a data entry system comprising a hand held unit including a telecommunications interface for use with a wireless telephony system, such as a cellular network telephone system, provides a particularly advantageous device for use, for example, for "home shopping". It enables the user to make shopping selections from a catalogue or from a series of options displayed on a television screen from the comfort of his or her home without the need to connect the device to a conventional telephone network. A hand held unit including a wireless telephone network interface such as a cellular network interface finds particular application where the user of the system is travelling from place to place and may need to perform data entry functions when they are far from a conventional wired telephone network socket.

A data entry system or a merchandising system as described above preferably includes a verification device in the form of a verification card (e.g., a credit, payment or other validation card) or like carrier carrying a verification bar code and/or dot code for verification of a user identity. Operation of the data entry system subsequent to an initial data capture operation can then be made dependent on the identification of authorised coded data.

The invention also provides a carrier for a plurality of data and/or command codes (e.g., bar and/or dot codes) for association with means for displaying a plurality of selectable items in a data entry system or a merchandising system as defined above, wherein the carrier carries a plurality of codes, each for a respective one of a plurality of natural language and/or numeric characters, and a plurality of commands for controlling the operation of the data entry or merchandising system, each code being associated with a visual representation of the corresponding natural language or numeric character or command and/or of a graphical representation thereof. This avoids the need for a complete coded data source to be associated with each selectable item in, for example, a catalogue, rather a composite code can be built up by capturing a desired sequence of individual codes. By including the command characters as well, the need for a lot of keys on the data entry device can be avoided.

As an alternative to the use of bar codes, other data representations could be used. Indeed, if the data entry device is provided with a reading sensor in the form of a camera or other scanning sensor rather than a bar code reader, and the data entry device is provided with character or image recognition logic, graphical or alphanumeric data representations can be captured directly. One application of an embodiment of the pen with a camera head as its sensor could be for fingerprint recognition.

As an example of a possible mode of operation, a command character (e.g., a bar code) can be read using the reading head (e.g., a bar code reading head) and this can be used to load down remote data from a remote station. This is particularly advantageous mode of operation where the data entry system can set up a telephone connection to the remote station automatically, for example where the data entry device has cellular telephone capabilities.

The carrier is preferably in the form of a sheet of material. The various characters and commands could be arranged in the manner of a standard typewriter keyboard layout to facilitate entry of individual codes to make up a desired code sequence (e.g., for a specific product code).

Exemplary embodiments of the invention will be described hereinafter, by way of example only, with reference to the

6

accompanying drawings in which like reference numerals are used for like features and in which:

FIGS. 1A and 1B are schematic views of a substantially pen-shaped hand held data entry device.

FIG. 2 is a schematic plan view of a base unit for use with the hand held unit of FIGS. 1A and 1B;

FIG. 3 is a schematic block diagram of the functional elements of a first example of a hand held data entry device as shown in FIGS. 1A and 1B;

FIG. 4 is a schematic block diagram of the functional elements of a base unit as shown in FIG. 2 for use with the hand held data entry device of FIGS. 1A, 1B and 3;

FIG. 5 is an overview of a merchandising system using a data entry terminal such as is illustrated in the preceding Figures;

FIG. 6 represents a control card with bar codes for a number of numeric and control characters;

FIG. 7 is flow diagram illustrating an example of the operation of a data entry system as described with reference to FIGS. 1 to 6;

FIG. 8 is a schematic block diagram of the functional elements of a second example of a hand held data entry device as shown in FIGS. 1A and 1B;

FIG. 9 is a schematic block diagram of the functional elements of a further, self-contained, hand held data entry device which is intended for use without a base unit;

FIG. 10 is a schematic block diagram of the functional elements of a further, self-contained, hand held data entry device for use without a base unit and intended, in particular, for use with a wireless telephone network such as a cellular network;

FIG. 11 is a schematic block diagram illustrating components in an ASIC forming part of the apparatus of FIG. 10; and

FIG. 12 is a schematic block diagram illustrating the inter-relationship of functional elements of FIGS. 10 and 11.

FIGS. 1A and 1B are schematic views from above and below, respectively, of one embodiment of hand held data entry unit 10 which is substantially pen-shaped and which will hereinafter, for reasons of conciseness only, be referred to as the "pen 10". The pen 10 is intended to be held for essentially one handed operation between the thumb and forefinger of either the left or right hand in the manner of a conventional, if rather thicker than usual, pen.

The pen 10 has an elongate body 12 with, in the present example, external dimensions of approximately 120 mm by 40 mm, although the dimensions may be larger or smaller as desired subject to technical limitations. A reading head 14, for example a red or infra-red optical reading head (e.g., a laser diode) suitable for reading bar codes is located at one end of the pen. Other types of reading head may be provided. The reading head is preferably-replaceable for interchanging types of reading head. A removable battery cover 16 covering a battery compartment is located at the other end of the pen. As an alternative to a compartment for removable batteries, a removable and/or fixed rechargeable battery pack could be provided instead. Also, the reading head in the present embodiment is arranged to read with a reading angle of between 0.degree. to 45.degree. to the normal to the bar code to be read.

On the upper surface of the pen shown in FIG. 1A a display screen 20, first and second microswitches 22 and 24, a first indicator light 26 and a second indicator light 28 are located. The display screen 20 preferably comprises a conventional two-dimensional array of pixels which can be selectively activated in order to provide the display of a wide range of displayable items. However, in a low cost version of the pen 10, the display may be configured only to display a predeter-

mined range of characters and symbols, this reducing the complexity of the display and the controlling logic and thus reducing the cost as will be well understood by one skilled in the art.

Any suitable display technology can be used which enables the displayed information to be read over a wide enough angular range such that it can be read by the user when the pen is held at an angle suitable for reading a bar code. In this way it is not necessary to change the orientation of the pen in order to read the display. In view of the low power consumption and advantageous readability characteristics, a 2 line by 16 character supertwist LCD display screen is employed in the preferred embodiment giving a viewing area of approximately 60 mm by 16 mm with a character size of approximately 3 mm by 5.5 mm. The display is preferably located towards the end of the pen 10 opposite to the reading head 14 with its longitudinal axis substantially parallel to the longitudinal axis of the pen 10.

With the pen 10 held between thumb and forefinger with the user's hand below the pen as viewed in FIG. 1A, and with the pen held at an angle of, say, 30° to the normal of a bar code to be read, (assuming that the normal to the bar code is generally in the direction of the line of sight of the user), the display screen can be read without difficulty.

The switches 22 and 24 are used to control basic operations of the data entry system and for control of the sequential display of stored information (scrolling of the display) as will be explained later. The indicator light 26 is used to report successful scanning of a bar code. The indicator light 28 is used when rechargeable batteries (70, FIG. 3) are inserted in the battery compartment to indicate that the batteries are charging.

On the lower surface of the pen 10 shown in FIG. 1B, an optical transmitter 32 and an optical receiver 34 are provided in a shallow recess 33. Also, provided on the lower surface are a locating groove 36 and first and second electrical contacts 30 and 31. The optical transmitter 32 and the optical receiver 34 are used in combination with an optical receiver 62 and optical transmitter 64, respectively, on a base unit 40 to be described with reference to FIG. 2, for the transfer of data between the pen 10 and the base unit 40. The locating groove 36 is used correctly to position the pen 10 with respect to a corresponding ridge in a cradle 56 on the base unit 40 when the pen 10 is placed in that cradle 56. The cradle 56 defines a rest position for the pen 10 on the base unit 40. The first and second contacts 30 and 31 are arranged to cooperate with corresponding contacts 60 and 61 in the cradle 56 on the base unit 40 for charging the rechargeable batteries.

Turning now to FIG. 2, this illustrates a plan view of a base unit 40 for use with the pen 10 of FIGS. 1A and 1B.

The base unit includes a generally rectangular housing 42 with a raised portion 44 containing a power supply unit (102, FIG. 4) which receives electrical power via a mains supply cable 45 and a mains switch 46. The mains switch 46 is located on the right hand side of the base unit housing 42. Cooling slots 47 for the power supply unit (102, FIG. 4) are provided in the upper surface of the raised portion 44. Further slots 48 in the upper surface of the base unit housing 42 are located over a speaker (110, FIG. 4) for relaying information to the user of the data entry system. The rear of the housing 42 is also provided with a socket 52 for a standard telephone plug for connecting the base unit 40 to a telephone line 50 and a standard serial connector 54 (e.g., an RS232 connector) for connecting the base unit to, for example, a personal computer (not shown). A manual switch 53 can be provided for switching between the telephone line and the serial connector. It will be appreciated that a parallel connector could be provided

instead of, or in addition to, the serial connector 54. A separate telephone socket 55 can be provided for the connection of a standard telephone handset to the base unit.

Towards the front of the base unit housing 42, a recess is formed which is configured as a cradle 56 for receiving the pen 10.

An optical receiver 62 and an optical transmitter 64 are located in the bottom of the recess for cooperating with the optical transmitter 32 and optical receiver 34, respectively, when the pen is located in the cradle 56. The optical receiver 62 and the optical transmitter 64 are surrounded by a wall 63 which also forms a shroud between the optical receiver 62 and the optical transmitter 64. The wall 63 cooperates with the recess 33 in the pen 10 to prevent external light reaching the optical link, and the shroud between the optical receiver 62 and the optical transmitter 64 prevents light from the two optical paths between the pen and the base unit and between the base unit and the pen from interfering with each other. It will be appreciated that alternative configurations are possible, for example the wall could be provided on the pen and the recess on the base unit, although this could mean that the pen was less comfortable to use.

First and second base contacts 60 and 61 are also located in the recess for cooperating with the contacts 30 and 31 on the pen 10 when it is inserted in the cradle 56, thus enabling rechargeable batteries (70, FIG. 3) in the pen 10 to be recharged. A locating ridge 58 is formed in the recess for cooperating with the locating groove 36 in the bottom of the pen 10 to enable the pen to be positioned correctly in the cradle 56 such that the optical transmitter/receiver pairs 32/62 and 64/34 and the contact pairs 30/60 and 31/61 are aligned correctly.

The pen 10 can also be provided with a socket for directly charging the internal rechargeable batteries using an AC mains supply or a DC supply. In the first case the pen will include a transformer, in the second a transformer/rectifier could be incorporated in, for example, a mains plug.

On a further raised portion 66, one or two base unit indicator lights are provided. The first base unit indicator light 67 is for indicating the base unit is receiving mains power and is turned on. Optionally, the second base unit indicator light 68 can be used to indicate that rechargeable battery (70, FIG. 3) in the pen is being charged.

FIG. 3 is a schematic block diagram of the functional elements of the pen 10. A processor 74 is preferably formed by a conventional programmable microprocessor (e.g., an Intel 80C31 12 MHz CMOS microprocessor with two internal clocks, an Intel 80486, etc.), although a special purpose or specially configured unit (e.g. an ASIC) could alternatively be used (compare FIG. 10). A read only memory (ROM) 76 is connected via a bus 84 to the processor 74 for the storage of control programs and data. The ROM 76 can be implemented by any appropriate technology, for example by a flash PROM. A random access memory (RAM) 78 (for example a 128K low power static RAM, or higher capacity RAM, e.g. a 256K, 512K . . . 5 Mb, etc., RAM) is connected to the processor via the bus 84. The RAM 78 is used as working storage and for the storage of data captured using the reading head 14. A display interface 80, which connects the display 20 to the bus 84, responds to display instructions from the processor to drive the display in a conventional manner. An optical interface 86 is connected to the bus to convert data to be transmitted into signals for driving the optical transmitter 32, and converts signals from the optical receiver 34 into data to be passed to the bus 84.

In the present embodiment, other connections are made directly to the processor rather than via the bus. Thus, in the

present embodiment, signals relating to data captured by the reader head 14 are passed directly to the processor 74 to be processed.

The manual switch 22 is also connected directly to the processor. In use this switch serves as a "scroll-down" key. The second manual switch 24, which in use serves as a "scroll-up" key, is, however, connected to the processor via a power control module (PCM) 72. This is because the switch 24 also serves as a "power-up" key for turning the pen on or powering it up after it has been powered down. The power control module 72 responds to operation of the key 24 in a powered down state to connect the battery 70 to the processor 74. The power control module 72 also controls the charging of the battery 70 when the contacts 30 and 31 are connected to the corresponding contacts 60 and 61 in the cradle 56 of the base unit 40. The indicator light 67 (e.g., an LED or NEON) is connected to the processor 74 and indicates when the base unit is connected to the mains. The optional indicator light 68 (e.g., an LED or NEON) is connected to the power control module 72 to indicate when the battery 70 is being charged.

The processor is programmed by means of control programs and data stored in the ROM 76 and, in use, in the RAM 78, to receive signals from the reading head 14, to interpret those signals and to derive data therefrom which are displayed on the display 20 and stored in the RAM 78 for subsequent transmission via the optical interface as will be described in more detail below.

FIG. 4 is a schematic block diagram of the functional elements of the base unit 40 of FIG. 2. A power supply module 102 is connected to a mains supply via the switch 46 and the supply cable 45. The power supply unit 102 is also connected to the contacts 60 and 61 so that, when the pen 10 is located in the cradle 56, the battery 70 can be recharged. The power supply unit 102 also supplies power to the other elements of the base unit via supply lines which are represented schematically (for reasons of drawing simplicity) by the arrows 104.

A modem 100 is connected via an optical link 106 to an optical receiver 62 and an optical transmitter 64. The optical interface 106 converts signals from the optical receiver 62 to data to be passed to the modem 100 and converts data from the modem 100 to signals to be transmitted by the optical transmitter 64. A further interface (e.g. a standard V24/RS232 interface—not shown) for connection to a personal computer (not shown) could also be provided. Also a socket for a connection to a standard telephone handset (not shown) could be provided. The modem 100 can be a conventional modem generally comprising a master control unit 112, a data pump 114 and memory 118. The master control unit 112 is connected to receive data from the optical interface 106 (and/or from a V24/RS232 interface, if a personal computer is connected). Data from the data pump 114 are coupled via a line interface 116 to the telephone line 50. The data pump 116 is also connected via an audio interface 120 to a speaker 110 for monitoring the transmission of data via the telephone line 50.

FIG. 5 is a schematic representation of a data entry network comprising a plurality of pens/base units 10/40 connected via respective telephone connections 50 (telephone lines, wireless telephone channels, etc) to a processing centre 108 where data transmitted from the individual pens/base units 10/40 are processed. In the preferred embodiment of the invention, the pens/base units 10/40 are used for the placing of orders for merchandise and the processing centre 108 processes those orders and dispatches them to the users.

FIG. 6 is a schematic representation of an example of a control card for use with the pen 10. The card shows bar codes for the numerals 0 to 9 and for a set of commands. The

command bar codes are used for controlling the operation of the pen 10. The control card can be thought of as a keyboard extension for the pen 10.

At this point it should be explained that the operation of reading a bar code is performed by the processor 74 in a conventional manner. Thus, where the head 14 comprises a red or infra-red light source and a light sensor, signals representing changing levels of reflected illuminations are supplied to the processor 74. Firmware stored in the ROM 76, or in other embodiments possibly hard-wired in the processor 74, is used then to decode the changing levels of reflected illumination to generate a numerical value. On successful reading of a bar code the good read light 26 is illuminated.

The processor tests the numerical values to determine whether the sensed code relates to data or a command. A look up table containing the numerical values for individual commands (not shown) is configured in the ROM 76 and/or RAM 78. By accessing this table, input commands can be identified. The controlling software is aware of which commands can be executed for the current processing state. On identifying a currently executable command, the processor 74 executes that command and causes the display of a human readable command description for user verification purposes. The processor causes an error message to be displayed on the display screen if a non-executable command (e.g., a command has been input at a wrong time) has been input.

If the code does not relate to a recognised command, it is treated as data. The data are then stored in RAM as the result of reading a bar code and are used to address a description of the item referenced by the bar code value from a further look-up table. If a description of the item corresponding to the bar code value is stored in the ROM 76 and/or the RAM 78 in a suitable data structure so that the bar code value can be used either directly or indirectly to address the appropriate description, then the item description can readily be displayed instead of or as well as the bar code value for user verification purposes. If the bar code is not read correctly, then an error message is displayed on the display screen.

The item description data can relate, for example, to items from a merchandising catalogue. In this case the rewritable storage capacity of the pen (e.g. the RAM 78) is chosen to be sufficient to store all the items from one or more merchandising catalogues. If the data is stored in volatile memory, this data is downloaded from the remote processing centre via the telecommunications link on restoring power to the memory in the pen. Preferably, if volatile memory is used, power is supplied to the memory even when the pen is "switched off". An integral rechargeable back-up battery can be provided in addition to the battery 70 to maintain power to a volatile memory when the battery 70 is being changed. If non-volatile memory is provided, then this data can be retained during a period when no power is supplied to the memory. However, through the use of rewritable memory and control logic enabling the memory to be updated using data downloaded from the remote processing centre, it is possible to keep the pen's memory up to date on a full list of merchandisable items, including product description, availability, price, etc. Then on reading a bar code relating to an item stored in memory the display on the pen can indicate a description of the item corresponding to the code read, its availability and price. If the code read is not recognised, for example, the pen can be programmed automatically to call up the remote processing centre to check on whether an update of the pen's storage is needed when the pen is replaced in the base unit.

FIG. 7 is a flow diagram illustrating an example of a possible series of operations using an example of data entry

11

system such as that described with reference to FIGS. 1 to 6. It will be appreciated that other sequences and modes of operation may be provided in other embodiments of the invention.

In a first step, S1, the pen 10 is removed from the base unit 40.

In step S2, "Up" key switch 24 is operated. The power control module senses operation of this key switch and powers up the processor 74, which performs a series of diagnostic checks, calibrates itself and then displays an initial message (e.g., "Ready") on the display 20.

In step S3 the "Down" and "Up" scroll keys switches 22 and 24 are operated to scroll through a number of initial options pre-stored within the ROM 76 or the RAM 78 and presented on successive screens of data items on the display 20.

In this example of operation, in step S4, when an option "Left-handed operation" is encountered on the screen, the pen is scanned over the "Enter" command bar code on the command sheet of FIG. 6. Whereas for right-handed operation, where text is displayed in English, the text is displayed in sequence from the end of the display nearest to the reading head 14 towards the opposite end, for left-handed operation the text display is inverted with the text then reading from the end of the display furthest from the reading head to the end nearest thereto. It can be seen, therefore, that the text is displayed in an orientation appropriate for the user. If left-handed operation has already selected and it is desired to use the pen in a right-handed mode, then "Right-handed operation" can be selected by scrolling the display using the "Down" and "Up" key switches 22 and 24 and then scanning the "Enter" command bar code when the appropriate option is displayed.

Other options which could be provided in this manner could, for example, be the selected of one of a number of operating languages.

In step S5, the scroll key switches 22 and 24 are again operated until the option "Ready" is encountered once more. Then a series of merchandise selections can be entered by the user by scanning the bar codes for the desired merchandise selections and the command bar codes "Enter", "Clear", "Quantity", etc., as appropriate. As each bar code is scanned successfully, the good read indicator 26 lights and the data read by the bar code reader is displayed on the screen. Either the alphanumeric value of the bar code read is displayed or, if a description of the item corresponding to the bar code value is stored in the RAM or the ROM, then this can be displayed instead of or as well as the bar code value.

Step S5 can be repeated as often as desired until all the desired items have been entered, or until the RAM 78 has become full or nearly full, in which case a "Memory full" error message is displayed on the display screen 20.

If desired, the items entered and stored in the RAM 78 could be checked by selecting a "Check Entries" option with the scroll key switches 22 and 24. In this case the items entered can then be checked in sequence using the scroll key switches 22 and 24, and if necessary corrected by scanning the correct command bar code while the appropriate item is displayed.

In the example shown in FIG. 6, however, after entering the desired items, a phone number is then entered in step S6 by scanning the command bar code "Phone" followed by the number of the processing centre 108 to be called. As an alternative to entering separately the telephone number, this could be pre-stored in memory, or could alternatively be included in the "Phone" bar code.

12

After this, in step S7 the pen is placed in the cradle on the base unit and the "Down" key switch 22 is pressed to download the data from the pen. This causes the data for the telephone number to be downloaded to the modem 100 via the optical link 106. The downloading of the telephone number causes the base unit automatically to call the desired number and, once the normal modem handshaking is completed, to transfer the data stored in the RAM 78 in the pen 10. Preferably, in addition to the actual data stored, the processor 74 in the pen 10 automatically adds error correcting codes to enable the processing centre 108 to verify that successful transmission has occurred. The processing centre 108 then sends a message to confirm (or otherwise) whether successful transmission occurred after checking the error correcting codes. This message is then displayed on the display 20 of the pen 10.

It will be appreciated that the steps S1 to S7 illustrated above merely form one possible method of operation. In an alternative embodiment of the invention, the scrolling function is only used for stepping through items which have already been entered into the pen, whether in the form of selectable items downloaded from the remote processing centre and/or items selected by means of the reading head. All other command functions are input by reading appropriate command codes from a command sheet. For this embodiment therefore, a command sheet should include commands for left and right handed operation, or a command for changing handedness. Then, to change between left and right-handed operation, it is merely necessary to scan an appropriate command bar code.

In a final step (not shown in FIG. 7), the pen is turned off by pressing the "Down" and "Up" scroll key switches simultaneously. It should be noted that the processor, which is provided with a date and time clock, is arranged to power-down the pen to conserve battery power if no bar codes are scanned and no key switches operated during a predetermined interval (e.g. 30 seconds). However, as mentioned above, power will be maintained to the RAM 76 if this is a non-volatile memory.

The software stored in the pen also permits the loading of data from the processing centre or another remote computer. The programming is performed using a series of commands preceded by dot codes. The programming commands are thus known as "dot" commands and cover operations such as RAM PEEK, RAM POKE, ROM PEEK, DISPLAY, SENSE, GET INFO, GET FIRST ITEM, GET NEXT ITEM, GET PREVIOUS ITEM, AMEND ITEM, DELETE ITEM, CLEAR ORDER, CLEAR CATALOGUE, ADD CATALOGUE ITEM, and AMEND CATALOGUE ITEM. In this way, a significant amount of catalogue data and/or program software can be held in the processing centre and be sent to the pens only when required. Where programs are to be downloaded, rewritable program storage will be needed in the pen, for example by implementing the ROM 76 in flash PROM technology.

The processing centre can also send commands to a hand held unit to instruct the user to scan in a personal identification number (PIN) possibly with the scanning of a further verification number from, for example a verification device in the form of a verification card (e.g., a credit, payment or other validation card) or like carrier carrying a verification bar code and/or dot code for verification of a user identity. Alternatively, the verification device can be scanned prior to any connection to a remote processing centre. In this case a connection can then be made to the remote processing centre for verification of the user identity. Operation of the data entry system subsequent to an initial data capture operation can

13

then be made dependent on the identification of authorised coded data and a PIN number.

FIG. 8 illustrates another example of a pen 10 in accordance with the invention. This example is substantially the same as the pen 10 described with reference to FIGS. 1 and 3, apart from the addition of a touch sensitive screen 90 for the display 20. A touch screen interface 88 couples the touch sensitive screen to the bus 84 so that data sensed by the touch sensitive screen can be communicated to the processor 74. Although FIG. 8 shows a touch sensitive screen 90 (e.g., an overlay) separate from a conventional display screen, any applicable touch sensitive screen technology can be used, either through the use of an addition to an existing conventional display screen, or the use of a display screen with integral touch sensitivity. One or more touch sensitive areas can be defined on the touch sensitive screen area, in combination with the data displayed on the display screen, for the entry of commands and/or the selection of displayed items. In particular, the processor 74 can be arranged to display a menu of user selectable items and to be responsive to a location at which the screen is touched for input of a user selection of a menu item. The touch sensitive screen can then thus be used as a dynamic and reconfigurable user interface. Touch screen entry can be used in place of or in addition to the entry of commands by scanning the bar codes on the command bar code card.

FIG. 9 illustrates another example of a pen 10 in accordance with the invention. This example includes much in common with the pen 10 of FIG. 3, except that here a modem 92, a socket 94 for a standard telephone plug and a speaker 95 for monitoring transmissions during operation of the modem are provided in place of the optical interface 86 and optical transmitter and receivers 32 and 34. In this example, therefore, data can be transmitted and received via a telephone line without the use of the base station, providing added portability. Preferably, a simplified base station is provided in the form of a charging unit for rechargeable batteries in the pen 10. It will be appreciated that the pen 10 could also be provided with the touch screen facility of the pen 10 of FIG. 8.

Although in the above embodiments, the pens 10 are intended for manual scanning of bar codes, it will be appreciated that they could also be used for reading other optically readable codes, such as binary dot codes, by the provision of appropriate control software for programming the processor 74. Alternatively, in place of the sensor head 14 which is intended to be manually scanned, a self-scanning head could be provided.

The invention is also applicable to the reading of other coded data sources such as, for example, magnetic strips, graphical representations and/or alphanumeric characters, by the provision of an appropriate reading head and control logic.

Alternative removable heads could be attached to the tip of the pen by a screw, bayonet, friction or other appropriate attachment arrangement.

For example, the data entry pen could be provided with a reading head which is responsive to movement of the pen for tracing out desired codes and or commands. In particular, by the provision of a rolling ball in a holder in the reading head, of rotation sensing means in the manner of a personal computer mouse for tracing movements of the ball and suitable interpretation logic in software or special purpose hardware, for defining a series of vectors as the pen is moved over a surface and for performing pattern recognition on the resulting vector patterns to identify control and/or alphanumeric characters traced out by the pen head, it is possible directly to input information into the pen by "writing" down those char-

14

acters. By limiting the range of characters to be recognised (e.g., corresponding to the numerals and commands shown in FIG. 6) it is possible to use conventional pattern recognition techniques with relatively limited processing power and storage requirements. It will be appreciated that increased processing power and storage can be provided in the pen described above for the embodiments of FIGS. 1, 3, 8 and 9 by the use of a more powerful processor and increased memory capacity.

FIG. 10 illustrates a further embodiment of the invention. This further embodiment of the invention is similar to the embodiment of FIG. 9, but this embodiment is intended for use with a wireless data transmission means, for example radio signals. In particular, the embodiment of FIG. 10 is intended for use with a cellular telephone network, although it could be adapted for use with some other form of wireless telephone system, for example a satellite based telephone network.

The embodiment of FIG. 10 is intended to be used independently of a base unit and to contain all the necessary functionality for independent operation. In one alternative the hand held unit is provided with a rechargeable battery pack 70, which can be removed from the hand held unit for recharging. In another alternative the hand held unit is provided with a fixed rechargeable battery pack 70. In the latter alternative, and optionally in the former alternative, a mains voltage charging socket and transformer/rectifier can be provided in the hand held unit or the battery pack for receiving a mains lead for charging purposes rather than the low voltage connectors 30/31. The low voltage DC charging connectors 30/31 can be configured in a socket for receiving an adapter lead, with a transformer/rectifier being provided, possibly incorporated in a plug, for connection to a mains socket. It will be appreciated that an adapter for connection to, for example, a 12 volt DC supply from a car may also be provided. As a further alternative, contactless recharging (for example by magnetic induction) could be employed.

The embodiment of FIG. 10 is implemented using an ASIC, although a conventional microprocessor and external hardware could be used. Likewise, it will be appreciated that the embodiments described with reference to the previous Figures could also be implemented using an ASIC or other equivalent technology instead of a microprocessor.

In the embodiment of FIG. 10, the ASIC (Application Specific Integrated Circuit) performs the majority of the necessary processing functions of the device including:

- accepting data from the head 14;
- accepting data from the switches 22 and 24;
- driving the indicator 26;

- processing the data received from the head in the manner described with respect to the previous embodiments in order to extract the necessary information;

- controlling the flow of data in and out of the RAM 78;
- controlling the flow of data in and out of the ROM 76;
- interfacing with the power control module 72;

- implementing the modem function for use with an analogue telephony system and also providing the necessary processing and control for integration with a digital telephony system and/or a cellular telephone network;

- controlling the loudspeaker 95 permitting the progress of calls to be monitored;

- accepting input from a microphone 152 to enable the pen in combination with the loudspeaker 95 to operate as a hand set for the purposes of audio telephony;

- controlling the flow of data to an optional printer socket (not shown) allowing a user to print out information relative to the code being scanned in a predefined format;

15

controlling the output of data via an optical link **153** to a peripheral device (e.g., a printer) using for example, infra red light;

controlling an interface to the display **20**, the display interface functions being performed in the ASIC.

The optical link **153** could be implemented using the optical link technology described above for interfacing a hand held unit with a base station. Indeed, the printer or other peripheral device could be implemented as, or connected to a base station for the hand held unit.

FIG. **11** illustrates in more detail the configuration of the ASIC **150**.

The ASIC comprises the system controller **165** that controls the operation of the pen and of its associated components. In this embodiment system controller **165** consists of a microcontroller core incorporated into the ASIC. In other embodiments it could consist of some other control means using, for example, one or more finite state machines.

If the system controller **165** is a microcontroller core, then the data that controls its operation is stored in an internal ROM **163** together with the external ROM **76**. Alternatively, there could be no internal ROM **163** and the system controller **165** will then obtain all the data from the external ROM **76**. Alternatively, again, the internal ROM **163** could be used exclusively without an external ROM **78**. However, this would reduce the flexibility of the device. The use of the internal ROM **163** is advantageous where a pre-defined amount of the operations to be performed are fixed for all pen types, whilst the remainder of the operation is dependent on a particular model, to take account for example of language variations, number of switches used to enter data, etc. The RAM **161** in the ASIC can be used by the system controller **165** as a scratch pad RAM to speed up operations and in order to reserve the maximum amount of RAM **78** for the storage of the main data. This "main data" includes data identifying information relating to selectable items of, for example, a merchandising catalogue, which can be down loaded by telephonic transmissions from a remote station.

The microcontroller receives requests via the bus **84** which is connected to the external bus **84** illustrated in FIG. **10**. However, in an alternative embodiment where the system controller **165** consist of a number of finite state machines, then control would be by means of the fixed interconnection of the logic in the fixed state machines.

RAM **161** could be used as a short term data store leaving the RAM **78** to store the main data, the data in RAM **78** being retained by the battery **70**. An additional battery (not shown) could be provided for data retention to prevent the loss of data from the RAM **78** or the RAM **161** in the event of failure of the battery **70**.

The switch interface **155** responds to the operation of the switch **22** and ensures that the system controller **165** receives signals which are devoid of bounce (resulting for example from multiple operations of the switch due to the spring operation within the switch).

The head interface **156** carries out the necessary signal conditioning as required on receiving signals from the head **14**. The signal conditioning will depend on the exact configuration of the head and preferably comprises simple buffering of the data read. Alternatively, it could be implemented to provide at least some of the bar code conversion operations as will be apparent to one skilled in the art.

Selector **159** is controlled by the system controller **165** and functions in such a manner to allow the microphone **152** and the speaker **95** to provide standard audio telephony transmission or to allow the system controller to transfer the data over

16

the telephony network using, in the present embodiment, conventional cellular telephone technology.

Thus the selector **159** enables the data entry device to be used as a conventional cellular telephone for the transmission of audio signals. In conventional telephony mode, the selector **159** takes signals from the microphone **152** that have been processed by the signal processor **158** and directs the output to the line interface **116**. The processing performed by the processor **158** can comprise, as will be apparent to one skilled in the art, conventional operations of buffering the microphone to filter out any frequencies not required and to amplify the signal to a suitable level. Received audio data is directed to the audio interface **157** which performs necessary signal conditioning before passing the signal to the speaker **95**.

In the data transfer mode, the selector takes the output from the data formatter **160**, which has prepared the data to be transmitted over the cellular telephone network, and directs this to the line interface **152**. The speaker **95** is then used to output any tones or audio messages indicating errors, correct operation, etc., again via the audio interface **157**.

Switching between modes can be accomplished using the keys and/or the scanning sensor of the hand held unit in the manner described above for the entry of data and/or commands.

The output formatter **164** prepares the data to be transmitted to a remote printer via an optical link **153** (not shown). This transmission could be in any one of a number of forms, for example, infra red light using technology as described above for interfacing the pen with a base unit. Alternatively, other remote link technology, for example a radio link, could be provided.

FIG. **12** illustrates aspects from FIGS. **10** and **11** to illustrate in more detail the incorporation of an example of a cellular telephone system within the data entry unit. The telecommunications interface **116** comprises a line interface/duplexer which is connected to an aerial **178**. The line interface/duplexer **116** is connected to a transmitter **170** and to a receiver/synthesizer **172** implemented in the selector **159**. Also implemented in the selector **159** is selector logic **174** for connecting the transmitter **170** and the receiver/synthesizer **172** to the signal processor **158**, the audio interface **157**, the data formatter **160** and the control logic **165** within the ASIC **150**.

Although specific embodiments of the invention have been described hereinabove, it will be appreciated that many modifications and/or additions are possible within the scope of the present invention.

Thus, for example, although in the presently preferred embodiments described above the hand held unit is configured with the shape of a pen, it will be appreciated that the hand held unit could be configured in other shapes as desired in other applications, for example in the shape of a pistol.

Although in the examples of the pen and base unit described with reference to FIG. **1** to **4** and **8** an optical link between the pen and the base unit is provided, in an alternative embodiment other wireless data transmission means, for example radio signals, could be used, in the manner of a portable telephone of the type with a portable handset and a base unit.

The data from the memory of the pen (e.g., the complete list of items which could be ordered from a catalogue) could conveniently be output in alphanumeric form via a modem to a facsimile (fax) machine for printing the content of the memory.

In the preferred embodiments described above, catalogue data is down-loaded into the pen from a remote processing system by telephone, over the telecommunications interface.

17

However, as an alternative to down-loading, for example a complete catalogue, via the telephone line, other data entry means could be provided for the bulk of the data, the telephone line then only being used for updating the stored data. For example the pen and/or the base unit as appropriate could be provided with a socket or connector or reader for a memory device (such as a plug-in ROM, a smart card, etc.).

Although no speaker is illustrated in the examples of the pen described with reference to FIGS. 3 and 8, a speaker or other sound generator could be provided as in the FIGS. 9 and 10 embodiments for giving audio feedback to report on the correct reading, or otherwise, of a code. Thus, for example, when a code is correctly read, one beep can be sounded, and when a code is incorrectly read, two beeps could be sounded. Alternatively, appropriate synthetic or recorded voice messages could be output.

Although in the examples described above the plane of the display in generally parallel to the axis of the pen, the plane of the display 20 could be arranged to slope progressively towards the axis of the pen away from the head end of the pen to reduce the angle between the normal to the plane of the display and the line of sight of the user.

Also, although in the present examples two mechanical key switches are provided, in other embodiments one key switch only could be provided. Operating that key switch a predetermined number of times within a short period could be used to emulate the provision of two key switches for scrolling and other functions. More key switches could also be provided in other embodiments. For example, a numerical keypad could be provided. However, in preferred embodiments of the invention, the number of keys should be kept as low as possible for any particular application. As in the embodiments described above, two key switches are preferred. The control sheet or data carrier effectively forms a keyboard extension for the pen.

Although in the example of a card or other carrier shown in FIG. 6 a set of bar codes for only numeric and command codes are indicated, if desired a set of bar codes for the complete alphabet could be provided. Alternative arrangements of the codes would also be possible, for example a complete set of codes and corresponding characters could be arranged in the format of a standard typewriter keyboard layout. The codes could also be incorporated in the letters and numerals, for example extending as a strip across the letters and numerals. For example, a bar code could replace the cross bar in a capital "A", and similar modifications for the other letters of the alphabet.

Also, as mentioned above, in appropriate embodiments of the invention, codes other than bar codes or dot codes could be used. For example a symbol blob code could be used, this requiring about 1 Kbyte of storage for decoding purposes. Indeed, in other embodiments of the invention full character recognition (OCR) could be employed where the reading sensor is in the form of a camera or other scanning sensor incorporated in the reading head. With a camera and appropriate recognition logic, the pen could be used, for example, for fingerprint recognition, either as an aim in itself, or for user validation purposes.

In a merchandising system, where bar codes or other codes are associated with merchandisable items, this could be achieved simply by means of a printed catalogue, or some other form of list, or as a result of codes applied to examples of the products in question, or as a result of codes displayed, for example, on a TV screen with images relating to those products. The only requirement is that the display of the codes are readable by the data entry system of the present invention.

18

Features from the respective embodiments of the invention described above could also be combined as desired to provide a configuration appropriate for a particular application.

Thus, for example, the audio telephony functions described with reference to the embodiment of FIGS. 10 to 12 could be incorporated in the hand held or base unit, as appropriate, of the other embodiments of the invention.

Although in the specific embodiments described above the telecommunications interface for the telephonic transmission of information is only provided in a hand held unit where no base unit with a telecommunications interface is provided, it will be appreciated that a hand held unit with a telecommunications interface could be combined with a base unit also having a telecommunications interface, either of the same or a different type.

The invention claimed is:

1. A data entry system comprising a self-contained, hand held data entry unit which is a cellular telephone handset, said hand held unit comprising:

a reading sensor for sensing commands and/or data and for producing input signals in response to said sensed commands and/or data;

rewritable storage made of solid state memory and programmable with description information corresponding to each of a plurality of user selectable items, wherein said description information is from a remote processing center and is for retention by said storage for later user access;

a antenna;

a controller connected to receive and process said input signals from said sensor, said controller being arranged to respond to said commands to control said hand held unit and to said data to select a said item;

a display screen for displaying a user readable representation of said commands and said description information for said selected items, said description information being retrieved from retention in said storage;

a wireless interface coupled to said storage, wherein said interface is configured to establish a link to a device separate from said hand held unit to permit transfer of data from said storage to said separate device, wherein said link is a wireless link of short range radio signals; and

a wireless telecommunications interface for telephonic transmission of information relating to each of a selected item or items of said plurality of user selectable items retrieved from said storage to a remote processing center via a cellular telecommunications network for telephonic reception of description information corresponding to each of one or more of said plurality of user selectable items from said remote processing center to said storage via said telecommunications network, wherein said received description information is for retention in said storage for later user access and is to bring description information in said storage corresponding to said each of one or more of said plurality of user selectable items up to date for a user, and

wherein said wireless telecommunications interface is a cellular telecommunications interface operable for voice and data communication integral to said hand held unit and directly connects said hand-held unit to said telecommunications network via said antenna;

wherein said hand held unit includes a speaker and a microphone and a plurality of mechanical key switches, wherein one or more of said switches are operable by a user to select or deselect a mode permitting said hand

19

held unit to be used as a telephone handset for voice communication via said cellular telecommunications network; and

wherein said storage is programmable with description information from a remote processing center corresponding to each of a plurality of user selectable items by utilizing said cellular telecommunications interface and downloading from a remote processing center via said antenna said description information for said storage, wherein said downloading is in response to one or more instructions transmitted to a remote processing center via said antenna, transmitted in response to entry of one or more user commands, and said description information is for retention by said storage for later user access; and

wherein said display screen, telecommunications interface and controller are operable to permit a user to select and place an order for one or more user selectable merchandisable items for the user via a remote processing center, wherein said display screen is operable to display a plurality of user selectable merchandisable items, and each of said one or more selected merchandisable items is individually selectable for ordering from said display screen from said plurality of user selectable merchandisable items by operation of a said reading sensor, and said one or more selections are transmitted to a remote processing center via said antenna, and wherein subsequent to a said transmission said hand held device is operable to receive via said antenna information relating to said order from a remote processing center to display on said display screen.

2. A hand held unit according to claim 1, wherein said reception of description information for each of one or more of said plurality of selectable items from a remote processing center to said storage is in response to one or more instructions transmitted to a remote processing center, transmitted in response to entry of one or more user inputs.

3. A hand held unit according to claim 2, wherein said one or more user inputs includes selection of one of a plurality of visibly coded data which includes user visible text, wherein said controller is operable to process text of said visibly coded data subsequent to said selection of said visibly coded data, and wherein said visibly coded data is selected by selection of said user visible text by operation of said hand held unit.

4. A hand held unit according to claim 1, additionally comprising: a camera, wherein said camera is operable for use to capture a plurality of data for storage by said solid state memory for later user access, wherein said data is one or more images.

5. A self-contained, multi-functional hand held cellular telephone device with a multi-lingual display capability, for use as a data entry device and to download information remotely for retention therein and later user access, comprising:

- (A) a speaker and a microphone permitting said hand held device to be used as a telephone handset;
- (B) rewritable storage made of solid state memory, wherein said hand held device is operable to retain information in said storage in response to user input, and operable to retain remotely downloaded description information in said storage for user selectable items for later user access;
- (C) an antenna;
- (D) a rechargeable power supply;
- (E) a user input device, coupled to said storage, configured to sense user input, including input for user selections;

20

(F) a sensor coupled to said storage, operable for capture of a plurality of data for retention in said storage, wherein said sensor is a camera and said data is one or more images;

(G) a controller coupled to said storage, wherein said controller is configured for use to process code, wherein a said code includes user visible alphabetic characters and is associated with a user selectable item, and wherein, in response to user input including selection of visible alphabetic characters of a said code by use of said hand held device, a said code is processed;

(H) a display coupled to said controller, wherein subsequent to said hand held device processing a said code, said display is operable to display user readable information for said user selectable item associated with a said code;

(I) wherein further said display:

(i) is operable to display selected information retained by said storage, to display user commands, and to display a list of merchandisable items, wherein a merchandisable item from said list is individually selectable from said display by use of said user input device;

(ii) is operable to display a selected language of a number of display languages to assist a user in operating said hand held device, wherein a user is able to select a said language, and said number of display languages includes English and at least one language other than English;

(iii) is operable to display data captured via said sensor;

(J) a wireless interface coupled to said storage, wherein said wireless interface is configured to permit said hand held device to establish a link to a device separate from said hand held device to transfer data from said storage to said separate device, wherein said link is a wireless link of short range radio signals;

(K) a holder coupled to said controller, wherein said holder is configured to receive and hold a user removable memory device, wherein said hand held device is operable to access information contained in a said memory device after a said memory device is received by said holder, and wherein by use of said hand held device a user is able to cause display of selected information contained in a said memory device on said display;

(L) a cellular telecommunications interface to communicate via said antenna with a cellular telecommunications network operable for transmitting and receiving voice and data, wherein said cellular telecommunications interface also is for use to transmit captured data from said storage, wherein said captured data is one or more images captured via said camera; and

(M) said hand held device is operable for a user to select and place orders of one or more user selectable merchandisable items for the user via a remote processing center, wherein:

(i) by utilizing said antenna and at least a said cellular telecommunications network said hand held device is operable: to download from a remote processing center at least description information for each of a plurality of user selectable merchandisable items for retention in said storage and for later user access from said storage,

(ii) said downloading is in response to one or more instructions transmitted to a remote processing center via said antenna, transmitted in response to entry of one or more user inputs,

(iii) subsequent to downloading of said description information for said plurality of user selectable mer-

21

chandise items from a remote processing center, by utilizing said antenna and at least a said cellular telecommunications network said hand held device is operable to transmit a selection for an item retrieved from said storage to a remote processing center to initiate an order for said item, after individual selection of said item from said display by user input from a display of one or more of said plurality of user selectable merchandise items, and

(iv) in response to a said transmission said hand held device is operable to receive via said antenna and at least a said cellular telecommunications network information relating to said order from a remote processing center to display on said display; and,

(N) by utilizing said antenna and at least a said cellular telecommunications network said hand held device is operable to receive, to display on said display, a request from a remote processing center for a user to input into said hand held device information for user identification for utilization by a remote processing center, and operable to transmit said input information for user identification to a remote processing center.

6. A hand held device according to claim 5, wherein said hand held device is operable in conjunction with a television display which is located locally with said hand held device, wherein selectable items are viewable on said television display by a user of said hand held device.

7. A hand held device according to claim 5, wherein user visible alphabetic characters of a said code; are user visible alphabetic characters presented on a display along with images of one or more merchandise items relating to said visible user readable characters; or are user visible alphabetic characters presented on a display separate from said hand held device.

8. A hand held device according to claim 5, wherein user visible alphabetic characters of a said code is selectable by use of said hand held device from a list of merchandise items, a catalog of merchandise items, or a printed catalog of merchandise items.

9. A hand held device according to claim 5, wherein a processing of a said code by said hand held device includes utilizing character recognition logic programmed into said hand held device, or utilizing any appropriate control logic programmed into said hand held device capable of processing any code which includes user visible alphabetic characters.

10. A hand held device according to claim 5, wherein said hand held device, utilizing said antenna and at least a said cellular telecommunications network, is operable to transmit a request to a remote processing center for downloading description information to update description information for each of one or more user selectable items, and in response to a said transmission to download information from a remote processing center for retention in said storage to bring description information retained in said storage for each of said one or more items up to date for a user, wherein said request is transmitted in response to entry of one or more user commands.

11. A hand held device according to claim 5, wherein a said user input device is a roller ball device configured to detect motion caused by a user.

12. A hand held device according to claim 5, wherein said user input device is a bar code scanner device, other optical code scanner device, or said camera.

13. A hand held device according to claim 5, wherein said user readable information relating for said user selectable item is downloadable to said hand held device from a remote processing center.

22

14. A hand held device according to claim 5, wherein said display comprises reconfigurable areas displayed on the display, associated with data displayed on the display, wherein one or more of said areas are selectable by a user by operation of said hand held device to input commands into said hand held device and to select one or more user selectable items displayable on the display.

15. A hand held device according to claim 5, wherein said hand held device is operable to communicate with a highly localized telephone network, or with a satellite network.

16. A hand held device according to claim 5, wherein said hand held device, utilizing said antenna and at least a said cellular telecommunications network, is operable to transmit a request to a remote processing center for downloading information to said hand held device to update description information relating to an individual item of a plurality of user selectable items, and in response to a said transmission to download information from a remote processing center for retention in said storage to have description information relating to said individual user selectable item be up to date for a user.

17. A self-contained hand held device which is a cellular telephone handset operable for voice transmission and reception by a user, comprising:

(A) rewritable storage made of solid state memory, wherein said hand held device is operable to retain data or information in said storage in response to user input, and operable to retain downloaded description information in said storage relating to user selectable items for later user access;

(B) a antenna;

(C) a rechargeable power supply;

(D) a user input device configured to sense user input, including input for user selections;

(E) a controller coupled to said storage and said user input device, wherein said hand held device is operable to process code, wherein a said code includes data visible and selectable by a user and is associated with a user selectable merchandise item, and in response to user input including a selection of visible data of a said code by use of said hand held device, a said code is processed;

(F) a display coupled to said controller, wherein subsequent to said hand held device processing a said code, said display displays user readable information for said user selectable item associated with a said code;

(G) wherein further said display:

(i) is operable to display selected information retained by said storage, to display commands, and to display a list of merchandise items, wherein merchandise items from said list are individually selectable from said display by use of said user input device;

(ii) is operable to display a selected language of a number of display languages to assist a user in operating said hand held device, wherein a user is able to select a said language, and said number of display languages includes English and at least one language other than English;

(H) a wireless interface coupled to said storage, wherein said wireless interface is configured to permit said hand held device to establish a wireless link to a peripheral device separate from said hand held device to transfer data to said peripheral device, wherein said wireless link is made of short range radio signals;

(I) a holder coupled to said controller, wherein said holder is configured to receive and hold a user removable memory device, wherein said hand held device is operable to access information contained in a said memory

23

device after a said memory device is received by said holder, and wherein by use of said hand held device a user is able to cause display of selected information contained in a said memory device on said display;

(J) a cellular telecommunications interface coupled to said antenna and operable to communicate via said antenna with a cellular telecommunications network operable for transmitting and receiving voice and data, wherein said cellular telecommunications interface also is operable to transmit from said storage data captured by use of said hand held device;

(K) wherein said hand held device by utilizing said antenna and at least a said cellular telecommunications network:

(i) is operable to download from a remote processing center at least description information corresponding to each of a plurality of user selectable items for retention in said storage for later user access from said storage, and wherein said downloading is in response to one or more instructions transmitted to a remote processing center in response to entry of one or more user commands;

(ii) is operable to transmit information from said storage corresponding to a selected item of said plurality of user selectable items to a remote processing center, wherein said selected item is individually selectable from said display from said plurality of user selectable items by use of said user input device; and

(iii) is operable to transmit a request to a remote processing center for downloading description information to said hand held device to update description information for one or more of said plurality of user selectable items, and in response to a said transmission to download information from a remote processing center for retention in said storage to have description information for said one or more user selectable items be up to date for a user;

(L) said hand held device is operable for a user to select and initiate ordering of one or more merchandisable items for the user via a remote processing center, wherein:

(i) by utilizing said antenna and at least a said cellular telecommunications network said hand held device is operable: to receive from a remote processing center at least description information for each of a plurality of user selectable items which are merchandisable items, wherein said receiving is in response to one or more instructions transmitted to a remote processing center in response to entry of one or more user inputs,

(ii) wherein subsequent to receiving said description information, in response to user input to select a merchandisable item said display displays information relating to said selected merchandisable item,

(iii) by utilizing said antenna and at least a said cellular telecommunications network said hand held device is operable to transmit one or more selections of a plurality of selectable merchandisable items to a remote processing center to initiate an order for said one or more selected items, wherein each selected item is individually selectable from said display from a plurality of selectable merchandisable items by use of said user input device, and

(iv) in response to a said transmission said hand held device is operable to receive information relating to said order from a remote processing center to display on said display.

18. A hand held device according to claim 17, wherein said user input device includes:

24

(a) a sensor coupled to said storage, to sense and for capture of information for said storage, wherein said cellular telecommunications interface is operable for transmitting captured information via said antenna and at least a said cellular telecommunications network, wherein utilizing a said sensor said hand held device further is operable to:

(i) sense a code made of user understandable language, wherein said user understandable language also identifies a user selectable item and said controller is configured for use to process a said code to cause said display to display characters or an image associated with a said code,

(ii) sense a code which is made of user understandable language, wherein said user understandable language is also a command to perform a function and said controller is configured for use to process a said code to cause said display to display characters or an image associated with a said code, and to cause said hand held device to perform a function in addition to said display displaying characters or an image associated with a said code, and

(ii) said controller is configured for use to process a plurality of said codes; or,

(b) a sensor which is a camera coupled to said storage, operable for capture of data for said storage, wherein said data is an image and wherein said cellular telecommunications interface is operable for transmitting from said storage via said antenna and at least a said cellular telecommunications network data captured by use of said camera, wherein said captured data is one or more images of a plurality of images captured by use of said camera.

19. A hand held device according to claim 17, wherein said user input device: includes a roller ball configured to detect motion caused by a user, and includes a plurality of mechanical key switches arranged as a keypad.

20. A hand held device according to claim 17, wherein said user input device: includes a roller ball configured to detect motion caused by a user and also to trace characters to produce input signals for said controller.

21. A hand held device according to claim 17, wherein said user input device includes a bar code scanner device, or other optical code scanner device.

22. A hand held device according to claim 17, wherein said user input device senses user touch and is configured for use with said display, and wherein by use of said input device a user is able to input user commands, and able to individually select items from said display.

23. A hand held device according to claim 17, wherein said user input device includes a plurality of mechanical key switches arranged as a keypad, and

said hand held device further comprises a sensor which is a camera coupled to said storage, operable for capture of data for said storage, wherein said data is an image and wherein said cellular telecommunications interface is operable for transmitting via said antenna and at least a said cellular telecommunications network data captured by use of said camera, wherein said captured data is one or more images of a plurality of images captured by use of said camera.

24. A hand held device according to claim 17, wherein visible data of a said code is selectable from a display separate from said hand held device.

25. A hand held device according to claim 17, wherein said user input device is a touch sensitive screen device, or is any device operable for use to select visible data of a said code.

25

26. A hand held device according to claim 17, wherein said hand held device is configured to permit said rechargeable power supply to receive charging power from a power source separate from said hand held device without physical contact between said power source and said hand held device.

27. A hand held device according to claim 17, wherein said hand held device is connectable to a device separate from said hand held device wherein said separate device is able to receive data from said hand held device at a time during a said connection; said separate device is able to transmit data to said hand held device at a time during said same connection; and said hand held device is able to receive charging power from said separate device for said rechargeable power supply at a time during said same connection.

28. A hand held device according to claim 17, wherein said peripheral device separate from said hand held device is or includes a printer which is operable for printing out selected data or information previously captured by use of said hand held device.

29. A hand held device according to claim 17, wherein a said controller includes one or more components or circuits, a said storage comprises one or more memory components, a said description information is a product identification, and a said ordering data is a quantity.

30. A hand held device according to claim 17, wherein said display includes reconfigurable areas displayed on the display, associated with data displayed on the display, wherein one or more of said areas are selectable by a user to input commands into said hand held device and to select one or more items displayed on the display.

31. A hand held device according to claim 17, wherein said visible data is visibly encoded alphabetic letters, or is text which is visibly encoded by use of bar codes or other optical codes, or said visible data is visibly encoded by any other manner of encoding interpretable by said hand held device with appropriate control logic.

32. A hand held device according to claim 17, wherein a said user input device includes a plurality of mechanical key switches arranged as a keypad as a source of user input.

33. A hand held device according to claim 17, wherein said data visible and selectable by a user is a bar code, blob code, or other optical code unreadable by a user.

34. A hand held device according to claim 17, wherein a selection of visible data of a said code by use of said hand held device code is performed by use of said camera.

35. A hand held device according to claim 17, wherein said hand held device also is configured for use with a base unit, wherein said base unit includes a mechanical key switch operable by a user of said hand held device and also includes a cellular telecommunications interface.

36. A self-contained hand held device with integral cellular telephone capability, comprising:

- (A) rewritable storage made of solid state memory, wherein said storage is: programmable with description information corresponding to each of a plurality of user selectable items by downloading description information for said storage from a remote processing center wherein said description information is for retention by said storage for later user access from said storage; and is operable to retain data or information in said storage in response to input by a user;
- (B) a rechargeable power supply;
- (C) a sensor coupled to said storage operable for use in capturing data for said storage;

26

(D) a user input device made of mechanical key switches, operable for a user to input information and commands, and to select an individual item of said plurality of user selectable items;

(E) a controller coupled to said storage, and said user input device, wherein said hand held device is operable to process encoded data visible by a user and visible with a representation or description of a merchandisable item, and wherein, in response to user input including selection of said encoded data by use of said hand held device, said encoded data is processed;

(F) a display coupled to said controller, wherein subsequent to said hand held device processing said encoded data, said display displays user readable characters with information relating to a said merchandisable item; and,

(G) wherein further said display

(i) is operable to display selected data or information retained by said storage, to display user commands, and to display a list of said plurality of user selectable items, wherein items from said list are individually selectable by use of said hand held device;

(ii) is operable to display a selected language of a number of languages to assist a user in operating said hand held device, wherein a user is able to select a said language, and said number of languages includes English and at least one language other than English;

(H) a cellular telecommunications interface operable to communicate over a cellular telephone network, wherein said wireless telecommunications interface is operable to transmit captured data from said storage, captured by use of said hand held device;

(I) wherein said hand held device utilizing said wireless telecommunications interface and at least a said cellular telephone network further:

(i) is operable to download from a remote processing center at least description information for each of a plurality of user selectable merchandisable items for retention in said storage and for later user access from said storage, wherein said downloading is in response to one or more instructions transmitted to a remote processing center in response to entry of one or more user commands to program said storage,

(ii) is operable to receive a request from a remote processing center for a user to input into said hand held device user identification information for utilization by a remote processing center, and to transmit said input user identification information to a remote processing center, and

(iii) is operable subsequent to said downloading of description information for said plurality of user selectable merchandisable items to respond to one or more user commands to connect to a remote processing center in order to bring information for one or more items of said plurality of user selectable merchandisable items up to date for a user, and as a result of a said connection to download information from a remote processing center for retention in said storage to have said information in said storage for said one or more items be up to date for a user;

(J) said hand held device is operable for a user to select and initiate ordering of one or more merchandisable items for the user via a remote processing center, wherein:

(i) by utilizing at least a said cellular telephone network said hand held device is operable to transmit one or more selections retrieved from said storage for one or more selected merchandisable items to a remote processing center to initiate an order for said one or more

27

selected merchandisable items subsequent to selection of each of said one or more selected items from said display by use of said user input device from a plurality of user selectable merchandisable items, and (ii) is operable in response to a said transmission to receive information relating to said order from a remote processing center to display on said display.

37. A hand held device according to claim 36, wherein said visible encoded data: is encoded text, is encoded by use of bar codes, is encoded by use of optical codes, is encoded wherein visible user readable characters are part of said encoded data, or is encoded in any manner wherein said hand held device is able to process said encoded data by use of appropriate control logic.

38. A hand held device according to claim 36, wherein said sensor is a roller ball device responsive to movement by a user.

39. A hand held device according to claim 36, wherein said sensor is a touch sensitive screen device.

40. A hand held device according to claim 36, wherein said display comprises reconfigurable areas displayed on the display, associated with data displayed on the display, wherein one or more of said areas are selectable by a user by operation of said hand held device to input commands into said hand held device and to select one or more items displayable on the display.

41. A telephone comprising, as an integral hand-holdable device:

- (A) a sensor to sense commands and/or data and for producing input signals in response to said sensed commands and/or data;
- (B) rewritable storage made of solid state memory and programmable to store a database of information relating to user selectable items, said memory being programmable by downloading said information from a remote processing center in response to one or more transmitted instructions;
- (C) a antenna;
- (D) a controller connected to receive and process said input signals from said sensor, said controller being arranged to respond to sensed commands to control said telephone and to said data to select a said item;
- (E) a display screen to display a user readable representation of said commands and information from said storage for said selected item,
- (F) a microphone for conversion of user speech into voice signals for transmission, and a loudspeaker for conversion of received voice signals into audio signals; and
- (G) a cellular telecommunications interface operable to directly and wirelessly connect said telephone to a cellular telecommunications network via said antenna, wherein said interface is configured to permit
 - (i) transmission and reception of voice signals to and from said telecommunications network via said antenna,
 - (ii) transmission of information retrieved from said storage relating to an item or items selected from said database to a remote processing center via said antenna and a said cellular telecommunications network, wherein said item or items are individually selected from said display screen from a display of one or more of said user selectable items, and
 - (ii) reception of information relating to selectable items to said database from said remote processing center via said antenna and a said cellular telecommunications network.

28

42. A hand held data entry device which is a cellular telephone handset, said device comprising:

- a antenna;
 - a rechargeable power supply;
 - a display screen;
 - solid state memory;
 - a controller, coupled to said solid state memory, said power supply, and said display screen;
 - a user input device including a sensor, which is configured to operate in conjunction with the display screen and operable by a user to select visible user readable text of a code associated with a merchandisable item;
 - a speaker and a microphone configured for voice communication;
 - a camera coupled to said solid state memory;
 - a wireless interface coupled to said solid state memory, operable to establish a link with a device separate from the hand held device via short range radio signals;
 - a holder, configured to receive and hold a user removable memory card; and,
 - a plurality of mechanically operable key switches, coupled to said controller;
- wherein, the hand held device is:

- (a) operable as a telephone handset for voice communication utilizing at least a cellular telecommunications network;
- (b) operable to send and receive voice or data via the antenna utilizing at least a said cellular telecommunications network;
- (c) operable to receive for storage in the memory for later user access content for a list of user selectable merchandisable items, where the content comprises at least a description for each of the merchandisable items, and where such content is received from a remote processing center via the antenna utilizing at least a cellular telecommunications network;

where, subsequent to the storage of such content by the memory for a list of user selectable merchandisable items, the display screen is operable to display the content for each merchandisable item; and a user is able to individually select a merchandisable item from the list for review of its content by utilizing the user input device;

where, also subsequent to the storage of content for a list of user selectable merchandisable items, the hand held device is operable to transmit via said antenna and a said telecommunications network to a processing remote center a request to receive information to update content for one or more merchandisable items of the list, and in response to such a transmission to receive from a remote processing center information for storage in the memory to have content for one or more merchandise items be up to date for a user;

where, also subsequent to the storage of content for a list of user selectable merchandisable items, prior to or after a request to update, a user is able to individually select from the display by utilizing the user input device one or more of the merchandisable items to imitate placing an order; and a user is able to cause transmission of the one or more selections retrieved from the memory for the selected merchandisable items to a remote processing center for processing of the order; and in response to such a transmission the hand held device is operable to receive information relating to the order from a remote center to display on the display screen;

29

- (d) operable utilizing the controller to process code including visible user readable text after selection of the visible user readable text by use of the user input device, where such a code is associated with a merchandisable item; and where after processing such a code, the display screen displays content or one or more images relating to the merchandisable item associated with such a code; 5
- (e) operable to store in the memory data captured utilizing the camera, where the data captured is one or more images; and is operable to transmit such captured data 10 via the antenna utilizing at least a cellular telecommunications network;

30

- (f) operable utilizing the wireless interface to link to a device, separate from the hand held device, which is a printer, wherein the wireless interface is operable to transfer data captured utilizing the camera to the separate device via short range radio signals; and,
- (g) operable to access information contained in a memory device after being received by the holder, and wherein by use of the hand held device a user is able to cause display of selected information contained in a said memory device on said display screen.

* * * * *

UNITED STATES PATENT AND TRADEMARK OFFICE
CERTIFICATE OF CORRECTION

PATENT NO. : 7,505,785 B2
APPLICATION NO. : 11/515152
DATED : March 17, 2009
INVENTOR(S) : Francis John Callaghan, Paul Marshall Doran and Gary Douglas Robb

Page 1 of 1

It is certified that error appears in the above-identified patent and that said Letters Patent is hereby corrected as shown below:

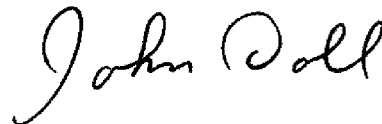
Claim 1, column 18, line 49, between “network” and “for” insert --and--.

Claim 1, column 19, lines 8-9, the portion of the text reading “s aid” should read --said--.

Claim 42, column 28, line 60, “imitate” should be changed to --initiate--.

Signed and Sealed this

Nineteenth Day of May, 2009

A handwritten signature in black ink that reads "John Doll". The signature is written in a cursive style with a large, stylized 'J' and 'D'.

JOHN DOLL
Acting Director of the United States Patent and Trademark Office



US007505785C1

(12) **EX PARTE REEXAMINATION CERTIFICATE** (8229th)
United States Patent
Callaghan et al.

(10) **Number:** **US 7,505,785 C1**(45) **Certificate Issued:** **May 10, 2011**(54) **DATA ENTRY SYSTEMS**

(75) Inventors: **Francis John Callaghan**, St. Helier
(GB); **Paul Marshall Doran**, St. Helier
(GB); **Gary Douglas Robb**, St. Brelades
(GB)

3,906,166 A 9/1975 Cooper
3,956,740 A 5/1976 Jones et al.
4,004,133 A 1/1977 Hannan et al.
4,016,542 A 4/1977 Azure

(Continued)

(73) Assignee: **Dataquill Limited**, Tortola (VG)**Reexamination Request:**

No. 90/010,552, May 26, 2009

Reexamination Certificate for:

Patent No.: **7,505,785**
Issued: **Mar. 17, 2009**
Appl. No.: **11/515,152**
Filed: **Aug. 31, 2006**

FOREIGN PATENT DOCUMENTS

DE 2739157 A1 3/1979
DE A-3814728 A1 11/1989
DE A-4109482 A1 9/1992
EP 0094571 A3 11/1983
EP 0 149 762 A1 7/1985

(Continued)

OTHER PUBLICATIONS

"Always in Touch: The EO Personal Computer 440",
undated, Bates Stamped p. HSD0004018.
EO, Inc, Letter to D. Beaufait, California Wireless, Inc.,
Mar. 22, 1993, "Own Your Own Personal Communicator
440", Bates Stamped pp. HSD0004019-4020.

(Continued)

Primary Examiner—Roland G. Foster(57) **ABSTRACT**

A data entry system includes a hand held data entry unit having a reading sensor for sensing commands and/or data, rewritable storage for storing information relating to selectable items, a controller (a microprocessor or other processing circuitry) and a display screen for displaying a user readable representation of the commands and/or stored information for a selected item, and a telecommunication interface for the telephonic transmission of information relating to a selected item or items from the storage to a remote processing center and for the telephonic information relating to selectable items from the remote processing center to the storage. Preferably a telecommunications interface is provided in the hand held unit for cellular or other wireless telephony systems. The hand held unit can be configured to combine the data entry functions with those of audio telephony.

Certificate of Correction issued May 19, 2009.

Related U.S. Application Data

(63) Continuation of application No. 10/869,215, filed on Jun. 15, 2004, now Pat. No. 7,139,591, which is a continuation of application No. 09/548,565, filed on Apr. 13, 2000, now abandoned, which is a continuation of application No. 08/619,682, filed as application No. PCT/GB94/02101 on Sep. 27, 1994, now Pat. No. 6,058,304.

(30) **Foreign Application Priority Data**

Oct. 13, 1993 (GB) 9321133.2

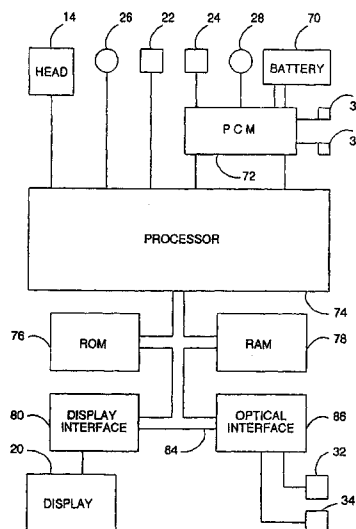
(51) **Int. Cl.**
H04B 1/38 (2006.01)

(52) **U.S. Cl.** **455/557**; 235/462.46; 235/472.02;
455/422.1; 455/556.1; 455/556.2

(58) **Field of Classification Search** None
See application file for complete search history.

(56) **References Cited****U.S. PATENT DOCUMENTS**

3,810,101 A 5/1974 Avery



U.S. PATENT DOCUMENTS

4,071,697 A	1/1978	Bushnell et al.	4,924,462 A	5/1990	Sojka
4,153,937 A	5/1979	Poland	4,927,986 A	5/1990	Daly
4,241,409 A	12/1980	Nolf	4,928,300 A	5/1990	Ogawa et al.
4,251,798 A	2/1981	Swartz et al.	4,947,028 A	8/1990	Gorog
RE30,671 E	7/1981	Poland	4,961,043 A	10/1990	Koenck
4,279,021 A	7/1981	See et al.	4,965,821 A	10/1990	Bishop et al.
4,295,181 A	10/1981	Change et al.	4,969,830 A	11/1990	Daly et al.
4,399,331 A	8/1983	Brown et al.	4,972,457 A	11/1990	O'Sullivan
4,415,065 A	11/1983	Sandstedt	4,974,170 A	11/1990	Bouve et al.
4,482,802 A	11/1984	Aizawa et al.	4,983,318 A	1/1991	Matsumoto et al.
4,490,853 A	12/1984	Nally et al.	4,991,197 A	2/1991	Morris
4,503,288 A	3/1985	Kessler	4,991,199 A	2/1991	Parekh et al.
4,545,023 A	10/1985	Mizzi et al.	4,995,402 A	2/1991	Smith
4,569,421 A	2/1986	Sandstedt	5,003,164 A	3/1991	Barkan
4,575,621 A	3/1986	Dreifus et al.	5,003,472 A	3/1991	Perrill
4,587,630 A	5/1986	Straton et al.	5,008,927 A	4/1991	Weiss et al.
4,591,974 A	5/1986	Dornbush et al.	5,008,952 A	4/1991	Davis et al.
4,607,156 A	8/1986	Koppenaar et al.	5,019,764 A	5/1991	Chang
4,621,189 A	11/1986	Kumar et al.	5,019,974 A	5/1991	Beckers
4,622,437 A	11/1986	Bloom et al.	5,020,090 A	5/1991	Morris
4,653,086 A	3/1987	Keltern et al.	5,020,135 A	5/1991	Kasparian et al.
4,654,281 A	3/1987	Anderman et al.	5,021,640 A	6/1991	Muroi
4,654,514 A	3/1987	Watson et al.	5,021,642 A	6/1991	Chadima, Jr. et al.
4,654,867 A	3/1987	Labedz et al.	5,023,438 A	6/1991	Wakatsuki et al.
4,697,281 A	9/1987	O'Sullivan	D317,910 S	7/1991	Hawkins et al.
4,706,090 A	11/1987	Hashiguchi et al.	5,029,183 A	7/1991	Tymes
4,712,242 A	12/1987	Rajasekaran et al.	5,031,098 A	7/1991	Miller et al.
4,724,521 A	2/1988	Carron et al.	5,031,119 A	7/1991	Dulaney et al.
4,725,694 A	2/1988	Auer et al.	5,046,082 A	9/1991	Zicker et al.
4,725,977 A	2/1988	Izumi et al.	5,046,084 A	9/1991	Barrett et al.
4,731,726 A	3/1988	Allen	5,047,614 A	9/1991	Bianco
4,734,858 A	3/1988	Schlaflly	5,047,617 A	9/1991	Shepard et al.
4,757,022 A	7/1988	Shults	5,055,660 A	10/1991	Bertagna et al.
4,760,387 A	7/1988	Ishii	5,059,778 A	10/1991	Zouzoulas et al.
4,775,928 A	10/1988	Kendall et al.	5,065,003 A	11/1991	Wakatsuki et al.
4,776,003 A	10/1988	Harris	5,067,164 A	11/1991	Denker et al.
4,777,646 A	10/1988	Harris	5,068,838 A	11/1991	Klausner et al.
4,785,420 A	11/1988	Little	5,070,536 A	12/1991	Mahany et al.
4,800,255 A	1/1989	Imran	5,075,538 A	12/1991	Swartz et al.
4,800,505 A	1/1989	Axelrod et al.	5,077,784 A	12/1991	Fujita et al.
4,803,652 A	2/1989	Maeser et al.	5,080,456 A	1/1992	Katz et al.
4,805,134 A	2/1989	Calo et al.	5,081,343 A	1/1992	Chadima, Jr. et al.
4,806,742 A	2/1989	Swartz et al.	5,095,197 A	3/1992	Chadima, Jr. et al.
4,812,843 A	3/1989	Champion et al.	5,095,503 A	3/1992	Kowalski
4,816,660 A	3/1989	Swartz et al.	5,095,538 A	3/1992	Durboraw
4,816,904 A	3/1989	McKenna et al.	5,100,098 A	3/1992	Hawkins
4,823,311 A	4/1989	Hunter et al.	5,101,439 A	3/1992	Kiang
4,825,057 A	4/1989	Swartz et al.	5,103,080 A	4/1992	Barkan
4,831,647 A	5/1989	D'Avello et al.	5,107,100 A	4/1992	Shepard et al.
4,835,372 A	5/1989	Gombrich et al.	5,110,226 A	5/1992	Sherman et al.
4,835,374 A	5/1989	Swartz et al.	5,111,498 A	5/1992	Guichard et al.
4,837,800 A	6/1989	Freeburg et al.	5,117,098 A	5/1992	Swartz
4,845,350 A	7/1989	Shepard et al.	5,121,115 A	6/1992	Andros et al.
4,845,658 A	7/1989	Gifford	5,122,914 A	6/1992	Hanson
4,845,740 A	7/1989	Tokuyama et al.	5,123,064 A	6/1992	Hacker et al.
4,850,003 A	7/1989	Huebeck et al.	5,125,039 A	6/1992	Hawkins
4,850,009 A	7/1989	Zook et al.	5,126,545 A	6/1992	Barkan
4,857,713 A	8/1989	Brown	5,127,041 A	6/1992	O'Sullivan
4,870,402 A	9/1989	DeLuca et al.	5,128,776 A	7/1992	Scorse et al.
4,882,757 A	11/1989	Fisher et al.	5,130,520 A	7/1992	Shepard et al.
4,885,574 A	12/1989	Negishi et al.	5,133,076 A	7/1992	Hawkins et al.
4,885,580 A	12/1989	Noto et al.	5,133,081 A	7/1992	Mayo
4,887,265 A	12/1989	Felix	RE34,034 E	8/1992	O'Sullivan
4,894,523 A	1/1990	Chadima, Jr. et al.	5,136,147 A	8/1992	Metlitsky et al.
4,896,026 A	1/1990	Krichever et al.	5,138,140 A	8/1992	Siemiatkowski et al.
4,897,532 A	1/1990	Swartz et al.	5,142,550 A	8/1992	Tymes
4,907,264 A	3/1990	Seiler et al.	5,144,119 A	9/1992	Chadima, Jr. et al.
4,914,732 A	4/1990	Henderson et al.	5,144,121 A	9/1992	Chadima, Jr. et al.
4,916,411 A	4/1990	Lymer	5,157,687 A	10/1992	Tymes
4,916,441 A	4/1990	Gombrich	5,161,248 A	11/1992	Bertiger et al.
			5,168,148 A	12/1992	Giebel

5,171,977 A	12/1992	Morrison	5,324,925 A	6/1994	Koenck et al.
5,173,691 A	12/1992	Sumner	5,327,308 A	7/1994	Hanson
5,182,441 A	1/1993	Chadima, Jr. et al.	5,331,136 A	7/1994	Koenck et al.
5,184,314 A	2/1993	Kelly et al.	5,331,137 A	7/1994	Swartz
5,187,353 A	2/1993	Metlitsky et al.	5,331,580 A	7/1994	Miller et al.
5,187,355 A	2/1993	Chadima, Jr et al.	5,333,116 A	7/1994	Hawkins et al.
5,187,356 A	2/1993	Chadima, Jr. et al.	5,333,176 A	7/1994	Burke et al.
5,187,805 A	2/1993	Bertiger et al.	5,334,824 A	8/1994	Martinez
5,189,287 A	2/1993	Parienti	5,335,170 A	8/1994	Petteruti et al.
5,189,291 A	2/1993	Siemiakowski	5,335,276 A	8/1994	Thompson et al.
5,189,356 A	2/1993	Rovner	5,337,346 A	8/1994	Uchikura
5,189,632 A	2/1993	Paajanen et al.	5,337,358 A	8/1994	Axelrod et al.
5,195,130 A	3/1993	Weiss et al.	5,339,239 A	8/1994	Manabe et al.
5,195,183 A	3/1993	Miller et al.	5,340,978 A	8/1994	Rostoker et al.
5,196,683 A	3/1993	Marom et al.	5,343,239 A	8/1994	Lappington et al.
5,198,651 A	3/1993	Barkan et al.	5,345,071 A	9/1994	Dumont
5,200,913 A	4/1993	Hawkins et al.	5,347,115 A	9/1994	Sherman et al.
5,201,067 A	4/1993	Grube et al.	5,347,632 A	9/1994	Filepp et al.
5,202,825 A	4/1993	Miller et al.	5,349,678 A	9/1994	Morris et al.
5,208,446 A	5/1993	Martinez	5,353,331 A	10/1994	Emery et al.
5,212,628 A	5/1993	Bradbury	5,353,334 A	10/1994	O'Sullivan
5,216,233 A	6/1993	Main et al.	5,359,182 A	10/1994	Schilling
5,218,187 A	6/1993	Koenck et al.	5,363,031 A	11/1994	Miller et al.
5,218,188 A	6/1993	Hanson	5,367,563 A	11/1994	Sainton
5,218,191 A	6/1993	Chadima, Jr. et al.	5,368,562 A	11/1994	Blomquist et al.
5,221,838 A	6/1993	Gutman et al.	5,369,260 A	11/1994	Schuessler
5,222,138 A	6/1993	Balabon et al.	5,371,348 A	12/1994	Kumar et al.
5,225,822 A	7/1993	Shiraishi	5,371,858 A	12/1994	Miller et al.
5,227,614 A	7/1993	Danielson et al.	5,379,057 A	1/1995	Clough et al.
5,227,802 A	7/1993	Pullman et al.	5,386,455 A	1/1995	Cooper
5,227,863 A	7/1993	Bilbrey	5,392,447 A	2/1995	Schlack et al.
5,233,172 A	8/1993	Chadima, Jr. et al.	5,393,965 A	2/1995	Bravman et al.
5,233,502 A	8/1993	Beatty et al.	5,400,068 A	3/1995	Ishida et al.
5,241,488 A	8/1993	Chadima, Jr. et al.	5,401,944 A	3/1995	Bravman et al.
5,243,452 A	9/1993	Baur	5,402,117 A	3/1995	Zijderhand
5,247,162 A	9/1993	Swartz et al.	5,406,491 A	4/1995	Lima
5,248,929 A	9/1993	Burke	5,408,250 A	4/1995	Bier
5,249,218 A	9/1993	Sainton	5,410,141 A	4/1995	Koenck et al.
5,250,789 A	10/1993	Johnsen	5,412,417 A	5/1995	Tozuka
5,250,792 A	10/1993	Swartz et al.	5,412,660 A	5/1995	Chen
5,258,606 A	11/1993	Chadima, Jr. et al.	5,418,560 A	5/1995	Yasuda
5,260,697 A	11/1993	Barrett et al.	5,418,812 A	5/1995	Reyes et al.
5,266,787 A	11/1993	Mazz et al.	5,424,524 A	6/1995	Ruppert et al.
5,272,323 A	12/1993	Martino	5,425,077 A	6/1995	Tsoi
5,272,353 A	12/1993	Barkan et al.	5,426,594 A	6/1995	Wright et al.
5,278,487 A	1/1994	Koenck	5,428,617 A	6/1995	Urushima
5,280,498 A	1/1994	Tymes et al.	5,434,994 A	7/1995	Shaheen et al.
5,285,426 A	2/1994	Teodoridis	5,436,654 A	7/1995	Boyd
5,288,985 A	2/1994	Chadima, Jr. et al.	5,436,954 A	7/1995	Nishiyama et al.
5,289,378 A	2/1994	Miller et al.	5,442,541 A	8/1995	Hube et al.
5,294,782 A	3/1994	Kumar	5,442,783 A	8/1995	Oswald et al.
5,294,784 A	3/1994	Tooley et al.	5,444,763 A	8/1995	Lazaridis et al.
5,295,014 A	3/1994	Toda	D363,281 S	10/1995	Buhrmann
5,297,216 A	3/1994	Sklarew	5,457,629 A	10/1995	Miller et al.
5,297,247 A	3/1994	Kan	5,463,305 A	10/1995	Koenck
5,301,222 A	4/1994	Fujiwara	5,463,547 A	10/1995	Markowitz et al.
5,302,813 A	4/1994	Goren	5,465,207 A	11/1995	Boatwright et al.
5,303,288 A	4/1994	Duffy et al.	5,465,401 A	11/1995	Thompson
5,306,899 A	4/1994	Marom et al.	5,467,403 A	11/1995	Fishbine
5,306,900 A	4/1994	Metlitsky et al.	5,468,947 A	11/1995	Danielson et al.
5,307,263 A	4/1994	Brown	5,468,948 A	11/1995	Koenck
5,307,497 A	4/1994	Feigenbaum et al.	5,468,949 A	11/1995	Swartz et al.
5,308,966 A	5/1994	Danielson et al.	5,471,042 A	11/1995	Kirkeby et al.
5,309,351 A	5/1994	McCain et al.	5,475,375 A	12/1995	Barrett et al.
5,309,500 A	5/1994	Koma et al.	5,477,042 A	12/1995	Wang
5,313,051 A	5/1994	Brigida et al.	5,478,998 A	12/1995	Charych et al.
5,313,053 A	5/1994	Koenck et al.	5,479,441 A	12/1995	Tymes
5,317,691 A	5/1994	Traeger	5,485,370 A	1/1996	Moss et al.
5,319,548 A	6/1994	Germain	5,485,504 A	1/1996	Ohnsorge
5,322,991 A	6/1994	Hanson	5,485,505 A	1/1996	Norman
5,324,922 A	6/1994	Roberts	5,490,283 A	2/1996	Chin

Page 4

5,491,507	A	2/1996	Umezawa et al.	5,894,595	A	4/1999	Foladare
5,493,199	A	2/1996	Koenck et al.	5,899,855	A	5/1999	Brown
5,497,339	A	3/1996	Bernard	5,900,875	A	5/1999	Haitani et al.
5,504,595	A	4/1996	Marom et al.	5,902,988	A	5/1999	Durbin
5,508,599	A	4/1996	Koenck	5,932,863	A	8/1999	Rathus et al.
5,517,434	A	5/1996	Hanson et al.	5,952,998	A	9/1999	Clancy et al.
5,519,205	A	5/1996	Rostoker	5,969,698	A	10/1999	Richard et al.
5,519,577	A	5/1996	Dudas et al.	6,000,000	A	12/1999	Hawkins et al.
5,522,089	A	5/1996	Kikinis et al.	6,006,274	A	12/1999	Hawkins et al.
5,526,481	A	6/1996	Parks et al.	6,009,399	A	12/1999	Spille
5,528,266	A	6/1996	Arbeitman et al.	6,016,135	A	1/2000	Biss et al.
5,528,285	A	6/1996	Morikawa et al.	6,058,304	A	5/2000	Callaghan et al.
5,528,490	A	6/1996	Hill	6,118,939	A	9/2000	Nack et al.
5,528,621	A	6/1996	Heiman et al.	6,134,453	A	10/2000	Sainton et al.
5,530,754	A	6/1996	Garfinkle	6,177,950	B1	1/2001	Robb
5,537,608	A	7/1996	Beatty et al.	6,192,255	B1	2/2001	Lewis et al.
5,541,398	A	7/1996	Hanson	RE37,141	E	4/2001	Bartels
5,542,115	A	7/1996	Wong et al.	D440,542	S	4/2001	Hawkins et al.
5,543,588	A	8/1996	Bisset et al.	6,219,681	B1	4/2001	Hawkins et al.
5,546,538	A	8/1996	Cobbley et al.	6,281,883	B1	8/2001	Barker
5,550,646	A	8/1996	Hassan et al.	6,295,372	B1	9/2001	Hawkins et al.
5,550,715	A	8/1996	Hawkins	D449,283	S	10/2001	Sipher et al.
5,550,754	A	8/1996	McNelley et al.	6,300,946	B1	10/2001	Lincke et al.
5,553,312	A	9/1996	Gatthey et al.	6,317,797	B2	11/2001	Clark et al.
5,555,443	A	9/1996	Ikehama	6,330,618	B1	12/2001	Hawkins et al.
5,555,459	A	9/1996	Kraus et al.	6,343,318	B1	1/2002	Hawkins et al.
5,568,536	A	10/1996	Tiller et al.	6,366,935	B2	4/2002	Hawkins et al.
5,579,489	A	11/1996	Dornier et al.	6,371,081	B1	4/2002	Hawkins et al.
5,579,535	A	11/1996	Orlen et al.	D457,162	S	5/2002	Hawkins et al.
5,584,054	A	12/1996	Tyneski et al.	D457,526	S	5/2002	Hawkins et al.
5,585,789	A	12/1996	Haneda	6,388,870	B1	5/2002	Canova, Jr. et al.
5,590,373	A	12/1996	Whitley et al.	6,388,877	B1	5/2002	Canova, Jr. et al.
5,594,470	A	1/1997	Meyerson et al.	6,397,259	B1	5/2002	Lincke et al.
5,602,854	A	2/1997	Luse et al.	6,442,637	B1	8/2002	Hawkins et al.
5,602,963	A	2/1997	Bissonnette et al.	6,448,988	B1	9/2002	Haitani et al.
5,606,594	A	2/1997	Register et al.	D466,115	S	11/2002	Hawkins et al.
5,612,732	A	3/1997	Yuyama et al.	D466,502	S	12/2002	Hawkins et al.
5,617,236	A	4/1997	Wang et al.	D466,877	S	12/2002	Hawkins et al.
5,619,684	A	4/1997	Goodwin et al.	D467,235	S	12/2002	Hawkins et al.
5,625,673	A	4/1997	Grewe	6,493,464	B1	12/2002	Hawkins et al.
5,634,080	A	5/1997	Kikinis	6,516,202	B1	2/2003	Hawkins et al.
5,638,113	A	6/1997	Lappington et al.	6,539,476	B1	3/2003	Marianetti et al.
5,640,444	A	6/1997	O'Sullivan	6,587,700	B1	7/2003	Meins et al.
5,646,389	A	7/1997	Bravman et al.	6,601,111	B1	7/2003	Peacock et al.
5,666,530	A	9/1997	Clark et al.	6,671,389	B1	12/2003	Marzke et al.
5,668,876	A	9/1997	Falk et al.	6,687,345	B1	2/2004	Swartz et al.
5,675,524	A	10/1997	Bernard	6,728,786	B2	4/2004	Hawkins et al.
5,680,633	A	10/1997	Koenck et al.	6,755,946	B1	6/2004	Patton et al.
5,694,546	A	12/1997	Reisman	7,139,591	C1	10/2009	Callaghan
5,706,290	A	1/1998	Shaw	6,058,304	C1	4/2010	Callaghan
5,729,591	A	3/1998	Bailey	2001/0007334	A1	7/2001	Witz, Sr. et al.
5,745,559	A	4/1998	Weir	2005/0259797	A1	11/2005	Swartz et al.
5,754,645	A	5/1998	Metroka et al.	2007/0194127	A1	8/2007	Rathus et al.
5,754,655	A	5/1998	Hughes et al.				
5,760,834	A	6/1998	Rostoker				
5,761,621	A	6/1998	Sainton et al.	EP	0149762	A2	7/1986
5,771,354	A	6/1998	Crawford	EP	0 349 430	A2	1/1990
5,793,957	A	8/1998	Kikinis et al.	EP	0 486 973	A2	5/1992
D397,679	S	9/1998	Hawkins et al.	EP	0519838	A1	12/1992
5,812,953	A	9/1998	Griffith et al.	EP	0 529 721	A2	3/1993
5,815,142	A	9/1998	Allard et al.	EP	0 530 416	A1	3/1993
5,821,523	A	10/1998	Bunte et al.	EP	0536481	A2	4/1993
5,822,230	A	10/1998	Kikinis et al.	EP	0 378 775		4/1995
5,825,732	A	10/1998	Arataki	EP	0 651 543	A2	5/1995
5,835,732	A	11/1998	Kikinis et al.	EP	97900179.9		1/1996
5,845,073	A	12/1998	Carlin et al.	EP	0 531 645		3/1997
5,850,358	A	12/1998	Danielson et al.	EP	0519838	B1	4/1998
5,854,985	A	12/1998	Sainton et al.	GB	2183071	A	5/1987
5,866,888	A	2/1999	Bravman et al.	GB	2202664	A	9/1988
5,870,561	A	2/1999	Jarvis et al.	GB	2 216 319	A	10/1989
5,884,323	A	3/1999	Hawkins et al.	GB	2229562	A	9/1990

GB	2 246 491 A	9/1994
GB	2 289 555 A	11/1995
JP	59 198034	11/1984
JP	63-172558	7/1988
JP	63311563	12/1988
JP	63 311563	12/1988
JP	1173262	7/1989
JP	01173262 A	7/1989
JP	01-276862	11/1989
JP	01-311364	12/1989
JP	1 314462	12/1989
JP	02144681	6/1990
JP	02 144681	6/1990
JP	03-074958	3/1991
JP	3-109891	5/1991
JP	A-4-17494	1/1992
JP	4-24149	2/1992
JP	04024149	2/1992
JP	04 348463	12/1992
JP	04348463	12/1992
JP	05 241994	9/1993
JP	05241994	9/1993
JP	06 090309	3/1994
JP	3-1098891	6/2008
WO	WO 93/16550	8/1993
WO	WO 8707106 A1	11/1987
WO	WO 89/04016 A1	5/1989
WO	WO 91/00574 A1	1/1991
WO	WO 92/14329 A1	8/1992
WO	WO 93/16550 A1	8/1993
WO	WO 94/11967 A1	5/1994
WO	WO 94/12938	6/1994

OTHER PUBLICATIONS

GO Corporation, "Penpoint Communications Technology Benefits Study", Draft Discussion Outline, Nov. 12, 1992, Bates Stamped pp. HSD0004021-4066.

EO, Inc., "Industry Briefing EO, AT&T, Matsushita and Marubeni" Oct. 1, 1992, Bates Stamped pp. HSD0004067-4116.

EO, Inc., "Personal Communicators At-a-Glance", undated, Bates Stamped pp. HSD0004117-4119.

EO, Inc., "Software Vendors Rally Around EO Personal Communicators", Nov. 4, 1992, Bates Stamped pp. HSD0004120-4122.

"AT&T Easylink Services", undated, Bates Stamped pp. HSD0004123-4124.

GO Corporation, "GO Corp. Announces PenPoint for Hobbit, GO Message Center, and GO Faz on will be available on EO Personal Communicator", Nov. 4, 1992, Bates Stamped pp. HSD0004125-4126.

Pensoft Corporation, "Pensoft Corporation Announces Personal Perspective built into every EO Personal Communicator", Nov. 4, 1992, Bates Stamped pp. HSD0004127-4128.

Notable Technologies, Inc., "Notable Technologies Announces Support for EO: will Produce Applications for Personal Communicators", Nov. 4, 1992, Bates Stamped pp. HSD0004129-4130.

Sitka Corporation, "EO Selects Sitka's Mobile Networking Solutions for New Line of Personal Communicators", Nov. 4, 1992, Bates Stamped pp. HSD0004131-4133.

Penmagic Software Inc., "PenMagic Announces Support for EO Personal Communicators and Hobbit Platform", Nov. 4, 1992, Bates Stamped pp. HSD0004134-4135.

Ink Development Corporation, "Ink Development Announces InkWare™ NoteTaker for EO Personal Communicators", Marked "For Release Nov. 4, 1993", Bates Stamped pp. HSD0004136-4137.

Slate Corporation, Slate Announces Port of PenApps™, Nov. 4, 1992, Bates Stamped pp. HSD0004138-4139.

EO, "Market Convergence", undated, Bates Stamped p. HSD0004140.

EO, "Market Evolution for Personal Communicators", undated, Bates Stamped p. HSD0004141.

EO, Inc., "EO Unveils World's First Personal Communicator's", Nov. 4, 1992, Bates Stamped pp. HSD0004142-4145.

"Introducing the EO Personal Communicator", undated, oversize page, Bates Stamped p. HSD0004146.

American Programmer, Inc., "American Programmer", Dec. 1991, Bates Stamped pp. HSD0004147-0004178.

EO Inc., "AT&T EO Personal Communicator", "Third Party Product and Services Catalog", Fall 1993, Bates Stamped pp. HSD0004179-0004204.

EO, Inc., "Exactly what is an EO", pamphlet, oversized pages, Bates Stamped pp. HSD0004205-4206.

"Communication—Anytime, Anywhere", undated, Bates Stamped p. HSD0004207.

EO, Inc., "Lookup Guide to the EO Personal Communicator", Copyright 1992, 1993, Bates Stamped pp. HSD0004208-4532.

EO, Inc., "Connecting With Your EO Cellular Module", Copyright 1992, 1993, Bates Stamped pp. HSD0004533-4574.

EO, Inc., "Getting Started With Your EO Personal Communicator", Copyright 1992, 1993, Bates Stamped pp. HSD0004575-4657.

EO, Inc., "The World of Messaging An Introduction to Personal Communicators", Copyright 1992, 1993, Bates Stamped pp. HSD0004658-4731.

EO, Inc., The AT&T EO Travel Guide, Ken Maki, Copyright 1993, Bates Stamped pp. HSD0004732-5290.

AT&T, "High-speed cellular modem for laptops from Paradyne and Nokia", "For Release" Feb. 23, 1993, Bates Stamped pp. HSD0009580-9581.

AT&T, "AT&T, Go, PenStuff, Trimble make 'personal navigators'", "For Release" Jun. 29, 1993, Bates Stamped pp. HSD0009582-9584.

AT&T, "AT&T and EO lower prices for personal communicators", "For Release" Sep. 16, 1993, Bates Stamped pp. HSD0009585-9586.

AT&T, "EO, Inc., will become AT&T's personal communicator company", "For Release" Jun. 1, 1993, Bates Stamped pp. HSD0009587-9589.

Internet: "Chronology of Handheld Computers", 1993-1996, Ken Polson, Copyright 2001-2002, Bates Stamped pp. HSD0012760-0012762.

Internet: "Chronology of Hand Held Computers Sources used for information", undated, Bates Stamped pp. HSD0012763-0012764.

Internet: "Chronology of Handheld Computers", 1972-1992, Ken Polson, Copyright 2001-2002, Bates Stamped pp. HSD0012765-0012768.

Internet: "Evolving PDAs", undated, no author, Bates Stamped p. HSD0012769.

Internet: From On the Go Magazine, Sep. 8, 1993: "Wireless Newton Technology Goes to Work", Copyright 1993, David McNeill, Bates Stamped pp. HSD0012770-0012771.

- Internet: From On the Go Magazine, Oct. 13, 1993: "Newton Notes Messaging Card and NewtonMail: We Pick up and deliver", Copyright 1993, David McNeill, Bates Stamped pp. HSD0012772-0012773.
- Internet: "Concept development for LCD-Applied Products", notation "Received Oct. 7, 1997)" on p. 7, Hideki Atarashi and Toshifumi Mizobata, Bates Stamped pp. HSD0012774-0012780.
- Internet: "NCR cuts price for 3170 notebook computer 11 to 19 percent", AT&T News Release, "for release Monday Mar. 8, 1993", Bates Stamped pp. HSD0012781-0012782.
- EO Incorporated, "EO Cellular Module Programming Instructions for Cellular Service Providers and Resellers", May 13, 1993, Bates Stamped pp. HSD0013223-0013233.
- EO(?), page copies "Electronic Serial Number (ESN)", "EO Phone", "Authorized Dealer", "Wireline vs. Non-Wireline Provider", all undated, Bates Stamped pp. HSD0013234-0013237.
- Individual, Inc., "HeadsUp™ Just the News You Need, Delivered Every Morning to Your AT&T EO Personal Communicator™", undated, Bates Stamped pp. HSD0013238-0013246.
- EO, Inc., "EO Personal Commicator 440/880 Technical Note No. 3011, Installing the EO Update 2B on your EO", "TN Date: Dec. 2, 1993", Bates Stamped pp. HSD0013247-0013254.
- EO Customer Services, "Tips from our Users", date unclear, Bates Stamped p. HSD0013255.
- EO Customer Services, "Tips from our Users", Jun. 9, 1993, Bates Stamped p. HSD0013256.
- Symbol Technologies Incorporated, Operator's Guide LRT 3270, Apr. 1992, Bates Stamped pp. SYM00001-00002.
- Symbol Technologies Incorporated, "Operator's Guide LRT 46-key 3270 Emulation", Sep. 1992, Bates Stamped pp. SYM00003-00004.
- Symbol Technologies Incorporated, "Operator's Guide LRT 46-key 5250 Emulation", Copyright 1992, Bates Stamped pp. SYM00005-00006.
- Symbol Technologies Incorporated, "Series 3800 Portable Terminal User's Guide", Oct. 1992, Bates Stamped pp. SYM00007-00008.
- Internet: Symbol Technologies Incorporated, "PPT 4100 Series Portable Pen Terminals With Integrated Scanner", Copyright 1994, Bates Stamped pp. SYM00009-00012.
- Internet: Symbol Technologies Incorporated, "LRT 3805 Laser Data and LRT 3800 Laser Radio Terminal Series, Integrated Wireless Data Transaction for Scan-Intensive Applications", no Copyright date, Bates Stamped pp. SYM00013-00014.
- Symbol Technologies Incorporated, Series 3800 Portable Terminal User's Guide, Copyright 1992, Bates Sampled pp. SYM00015-00016.
- Symbol Technologies Incorporated, "User's Guide Cradle Base Unit 3865", Copyright 1991, Bates Stamped pp. SYM00047-00052.
- Symbol Technologies Incorporated, "Spread Spectrum Technology, Monograph 7", Fred P. Heiman, Jun. 1991, Bates Stamped pp. SYM00235-00254.
- Symbol Technologies Incorporated, "Plain Talk About Spectrum One™", Copyright 1991, Bates Stamped pp. SYM00255-00298.
- "Lotus Sees Software Integration Rise Systems & Network Integration," Excerpt from News Brief (unknown source), Mar. 16, 1992, p. 6.
- "IBM's TouchMobile Helps Field Workers Collect Data at the Touch of a Finger", Pr newswire Jan. 26, 1993, 20/04/00, on the Web at www.datastarweb.com, 3 pgs.
- Lotus Notes User's Guide, (1989), cover pg., copyright pg. pp. iii-ix, pp. 1-1 to 1-4, pp. 9-1 to 9-17.
- "TouchMobile Solution for Data Capture and Communication", IBM, 1-93, 13 pgs.
- IBM TouchMobile Information and Planning Guide, IBM, Mar. 1993, cover pg., copyright pg., pp. iii-vii, pp. 1 to 11, 2 comment pgs., 2 ending pgs.
- "Mobile Communications", Informa Publishing Group, Plc., Jul. 29, 1993, 3 pgs. (unnumbered).
- "Apple Reports Strong Early Newton Sales", United Press International, Sep. 2, 1993, 2 pgs. (unnumbered).
- "The EO 440 and EO 880, Paradigms for Personal Communications", Smart Computing—editorial, vol. 4 issue 9, Sep. 1993, Internet article, copyright 2001, pp. Numbered 1-4.
- Documents pp. Numbered 442-445 with pg. leading "Using the EO as a Fax and EO Phone", (unknown source document).
- Transcript of Videotaped Comdex, Fall 2001, Handspring Keynote, pp. 1-69 and word index pp. 1-9.
- Texlon Corporation, "Portable Data Collection and Entry Systems", McGraw-Hill Incorporated, Mar. 1989, (5 pages).
- English Translation of Official Action directed against Japanese patent application No. 511431/95, Apr. 8, 2003 (5 pages).
- EO, Inc. Brochure, "It's Like Nothing Else", undated, Bates Stamped pp. HSD0014722-14729.
- GO Corporation, "At Last Technology Harnesses One of the Most Powerful Forces Known to Man," copyright 1991, Bates Stamped pp. HSD0014708-0014721.
- GO Corporation, "Information Statement", 1993, Bates Stamped pp. HSD0014730-0014947.
- Carr, R., "The Point of the Pen", *Byte*, Feb. 1991, Bates Stamped pp. HSD0014696-0014707.
- Schlender, B., "Hot New PCs That Read Your Writing", *Fortune*, 1991, Bates Stamped pp. HSD0014690-0014695.
- Z-7000 Personal Digital Assistant User's Guide*, Casio Computer Co. Ltd.
- Intel Corporation, "80C31BH/80C51BH/87C51 MCS® 51 CHMOS Single-Chip 8-Bit Microcontroller", Copyright 1995, (16 pages).
- GO Corporation, "Technical Paper Series: The GO Message Center", 1992, Bates Stamped pp. CHEPONIS 000052-000081.
- "Wireless for the Corporate User", Jun. 1993, Bates Stamped pp. CHEPONIS 000082-000148.
- GO Corporation, "Getting Started with EO Personal Communicator", Copyright 1993, Bates Stamped pp. CHEPONIS 000152-000233.
- GO Corporation, "Lookup Guide to the EO Personal Communicator", Copyright 1993, Bates Stamped pp. CHEPONIS 000234-000557.
- GO Corporation, "The World of Messaging, An Introduction to Personal Communications", Copyright 1993, Bates Stamped pp. CHEPONIS 000558-000631.
- Photographs of an EO Personal Communicator 440, 1993, 11 pages.
- "High in Apple's Bet on PC," *The New York Times*, Jul. 30, 1993, 5 pages.
- "Pen-based Zoomer, Newton phone services highlight CES," <http://www.dialogclassic.com/main.vmgw>, Jun. 7, 1993, 2 pages.

"Gesture Set Economics for Text and Spreadsheet Editors," Proceedings of the Human Factors Society 34th Annual Meeting, 1990, pp. 410-414.

1993 Consultancy Agreement, dated Mar. 22, 1993, bates No. KYO006928-32.

1995 Consultancy Agreement, dated Jan. 25, 1995, bates No. KYO006933-39.

Letter from Mr. Merrett, dated Apr. 2, 1996, numbered PX29-1 to -2.

Pages of "AT&T EO Personal Communicator The Digital Nomad's Guide," Copyright © 1993, bates No. KY005340-5348.

"Ailing EO Cuts Workforce in Half," The San Francisco Chronicle, Mar. 10, 1994, numbered PX39-1 to -2.

"AT&T pulls the plug on high-tech EO," The San Francisco Chronicle, Jul. 28, 1994, numbered PX39-3 to -4.

"At&T pulls plug on ambitious EO pen-computing business," Business Journal, San Jose, Aug. 1, 1994, numbered PX39-5 to -6.

Facsimile from Mr. Robb to Mr. Ibbet re microprocessor, etc., Garry D. Robb, dated Sep. 12, 1988, bates No. KYO007130-7146.

Automated Service System, R. Thonnes or J. Johnstone, dated Dec. 14, 1988, bates No. KYO007147-7148.

Automated Service System—A Program Report, R. Thonnes, dated Jun. 2, 1989, bates No. KYO007151-7153.

Automated Service System, R. Thonnes or J. Johnstone, dated Dec. 14, 1988, bates No. KYO007149-7150.

Barcode Reader, J. Johnstone, dated Sep. 15, 1989, bates No. KYO007154-7155.

"Winfair launches two-way bar code reader," Glasgow Herald, Scotland, dated Aug. 25, 1992, bates No. KYO006926-6927; KYO008809; EX09-169.

Note from Rainer Thonnes to Paul Doran re modifications and barcodes, Mar. 9, 1995, bates No. DQ01304-1308.

DataQuill a report by Colin Bill and Anthony Hopkin, dated Apr. 7, 1995, bates No. DQ2018-2029; EX11-175 to -186.

Company formation documents of Winfair Systems (Scotland) Limited, 1991, bates No. KYO006940-69; EX13-220 to -238.

Letter from Kim Robb to Rainer Thonnes, dated May 29, 1991, bates No. RT000001-2.

"Dataquill," Winfair Systems Limited, Scotland, 1992, bates No. DQ0900; AT000002 (produced by Alec Tait).

Patents Status Information, UK Patent Office, dated May 19, 2005; Register Entry for GB2282906, dated May 1; Notification of Grant, The Patent Office, UK, dated Oct. 1, 1996; Request for Grant of a Patent, DataQuill Ltd., UK, dated Oct. 13, 1993m bates No. EX17-244 to -245, BIF002779-82, BIF002856-57.

Excerpt of UK Patent Application GB 2282906 A publication, DataQuill Ltd., dated Apr. 19, 1995, bates No. EX18, BIF002810-2818.

"AT&T EO 440 Personal Communicator available in Phone Centers," dated Jun. 30, 1993 and Jul. 3, 2001, bates No. EX30, BFI 001705-06.

"Personal digital assistants win a hand," Computer Line, dated Sep. 28, 1993, numbered EX30-368-69.

Business, San Diego Tribune, dated Sep. 17, 1993, numbered EX30-370-71.

Copyright Certificate of Registration "AT&T EO Personal Communicator: The Digital Nomad's Guide," dated Jul. 5, 1994, numbered EX31-372-373.

Pages of "AT&T EO Personal Communicator The Digital Nomad's Guide," Copyright © 1993, numbered, EX32, EX32-374 to -395; KYO005340-5342.

Behind the Wheel of the First Zoomer and Newton PDAs, Byte, Sep. 1993, bates No. EX33, KYO005919-5921.

Advertisement, Casio Zoomer, Los Angeles Times, Oct. 10, 1993, bates No. EX34-399 to -401, KYO007390-91.

"The Wireless Factor," Byte, Oct. 1993, bates No. KYO005890.

"EO's Personal Communicator Ushers In a New Era," Byte, Mar. 1993, bates No. KYO005917.

"State of the Art Client/Server Frees Data," Byte, Jun. 1993, bates No. KYO005918.

"PDAs Arrive But Aren't Quite Here Yet," Byte, Oct. 1993, bates No. KYO005898-900.

"Some Computer Science Issues in Ubiquitous Computing," pp. 75-85, Communications of the ACM, Jul. 1993, bates No. KYO009071-82.

Excerpts of application file for US pat. 5537608, bates No. KYO009083-111.

Excerpts of "IBM's Personal Computer," Que Corporation, Copyright © 1982, bates No. KYO009116-21.

"The Complete Error Free System to Save Your Company Time and Money", Winfair Systems (Scotland) Limited, 1993, bates No. EX35-402-403; DQ00914-15; DQ00916-17; DQ02417-18; DQ02409-10; AT000003-4.

Letter from Office of the Chief Advisor to the States, States of Jersey, Oct. 26, 1993, bates No. DQ02149-50.

Business plan, RHS/BTS/DataQuill, bates No. DQ01969-2011.

Memo., Communication Protocol Revised Specification of DataQuill/Computer, DataQuill, R. Thonnes, Apr. 2, 1992, bates No. DQ00331-34; DQ02405-06.

DataQuill System I Serial and Modem Versions User Manual, DataQuill Limited, bates No. DQ02330-59.

Dataquill User Manual, partial, bates No. DQ00544-57.

Type Examination Certificate No. BABT/95/2886, British Approvals Board for Telecommunications, dated Aug. 21, 1995, bates No. DQ02242-44.

Production Quality Assurance Approval No. 0736, British Approvals Board for Telecommunications, dated Jul. 31, 1995, bates No. DQ02246-47, 48.

DataQuill Patent Protected System, DataQuill Ltd., 1995, bates No. DQ03393-94.

"Barcode pens keep stock of business," Sunday Times, Jun. 18, 1995, bates No. DQ01159.

"Worth Watching," Della Bradshaw, Financial Times, dated Aug. 4, 1994, bates No. DQ00377.

"Surprise AOL Wins," Fortune, dated Mar. 30, 1998, bates No. DQ00071-79.

Invoice re Consultancy Services of Dr R Thonnes, Department of Computer Science—Apr. & May 1993, dated Jul. 22, 1993, bates No. DQ00092.

The Bar Code Color Book, Symbology Inc., Table 4 continued, Feb. 2, 1989, bates No. DQ01034-39.

UPC Check Digit Calculation [etc.], Symbology Ltd, © Copyright 1991, bates No. DQ01040-46.

PENpal, Reader Software for the Datawand Barcode, bates No. DQ01056.

Telxon Application Story, Telxon Limited, bates No. DQ01760-62.

Fax transmission, Telxon Limited, dated Jul. 7, 1993, bates No. DQ01759.

- Text systems, Text Systems Ltd, Sep. 28, 1993, bates No. DQ01889-94.
- SDT Nouveau terminal de saisie de donnees, Symbol Technologies Inc., 1990, bates No. DQ01895-96.
- PDT Plus Portable Data Collection Terminal, Symbol Technologies Inc., 1990, bates No. DQ1897-98.
- "The pen is mightier . . .", Automatic I.D. News Europe, Jun. 1995, bates No. DQ02291-92.
- Bar Code Symbologies, pp. 11-18, 27-28 bates No. DQ02419-26, DQ02443-44.
- Telxon Portable 24-Column Microprinter, Telxon Limited, © Copyright 1984, bates No. DQ02451-52.
- Various letters to/from DataQuill Ltd. re licensing issues, dated 1995 to 1999, bates No. EX36, DQ00304; DQ00214; DQ00207; DQ00447; DQ00521-23; DQ1711-12; DQ2545; DQ2595; DQ3306-07; DQ3309; DQ3352-54; DQ3363-68; DQ3404; DQ3449; DQ3573; DQ3605; DQ3615.
- Letter to F J Callaghan, Nokia, dated May 1, 1997, bates No. EX37, DQ3309.
- General Notes on the DataQuill, Rainer Thonnes to Frank Callaghan, dated Feb. 8, 1998, bates No. EX38, DQ00115-118.
- Pages from "The Official Guide to the Prodigy Service," © 1991, bates No. EX47, KYO005411-29.
- Attachment to Claim Chart of Kyocera Wireless, dated Jun. 7, 2005, numbered EX56-855 to -863 (includes attachment).
- Letter from Frank Callaghan to Lawrence D'arcy, dated Dec. 5, 1997, bates No. EX57, DQ00304.
- DataQuill, DataQuill Ltd., dated post Feb. 1996, bates No. EX58, DQ00651-52.
- DataQuill, DataQuill Ltd., dated post Feb. 1996, bates No. EX59, DQ00527.
- Letter, Frank Callaghan to Chris James/Bill Gates re DataQuill Ltd., dated Jul. 12, 1998, bates No. EX60, DQ01711-12.
- Facsimile from Sue Powell to Frank Callaghan re Meeting at Psion Industrial, dated Jul. 30, 1997, bates No. EX61, DQ03544-48.
- DataQuill's Rule 26(a)(1) Initial Disclosure, dated Jun. 30, 2003.
- U.K. Patent Application 9600804.0, dated Jan. 17, 1996.
- Pages of Intel Product Guide, dated 1990, bates No. EX72, KYO009112-15.
- "The Global System for Mobile Communication," M. Mouly, Copyright © 1992, excerpts, cover pages, pp. 67-71.
- Photograph, the "Dataquill" in action, Winfair Systems, bates No. ORK000001-2 (produced by Jan Orkisz).
- Notes re "ScanTech. Jun. 23", bates No. ORK000003.
- Memo., Winfair Systems (Scotland) Limited, Feb. 26, 28 1992, bates No. ORK000004-9.
- Memo., Winfair Systems (Scotland) Limited, 1992, bates No. ORK000010-16.
- Dataquill projected sales for 1992, Winfair Systems (Scotland) Limited, 1992, bates No. ORK00017.
- Meeting agenda, Winfair Systems (Scotland) Limited, Aug. 3, 1992, bates No. ORK000018.
- Notes, Winfair Systems (Scotland) Limited, bates No. ORK000019-20.
- Minutes of meeting held, Winfair Systems (Scotland) Limited, Jul. 14, 1992, bates No. ORK000021-22.
- Dataquill specification, Winfair Systems (Scotland) Limited, bates No. ORK000023.
- Letter to Winfair Systems (Scotland) Ltd. from Jan K. Orkisz, Winfair Systems (Scotland) Limited, Sep. 7, 1992, bates No. ORK000024.
- Overdraft guarantee, Winfair Systems (Scotland) Limited, Mar. 2, 1992, produced by Jan Orkisz.
- Share Certificate, Winfair Systems (Scotland) Limited, May 28, 1992, bates No. AT000001.
- 1988 CCITT Blue Book, www.nmedia.net/docs/ccitt/1988, Feb. 9, 2005, bates No. KYO005562-67.
- Matrix Bar Code Symbologies, www.aimglobal.org/aim-store/matrixsymbologies.htm, Mar. 23, 2004, bates No. KYO005672-74.
- "Sharp's Non-Newtonian PDA," Byte, dated Oct. 1993, bates No. KYO005884-89.
- "The future of pen computing," Byte, dated Mar. 1992, bates No. KYO005894, pp. 115-116, 118.
- "Ease of use is relative," Byte, dated Oct. 1993, bates No. KYO005901-04.
- "Rough Gems: first pen systems show promise, lack refinement," Byte, dated Apr. 1992, bates No. KYO005905-10.
- What's New Systems, Byte, dated Jan. 1992, bates No. KYO005897.
- Dataquill 1 Prototype, Winfair Systems Ltd., bates No. AT000005.
- Memo, Requirements for Cherry International, Winfair Systems Ltd., bates No. AT000006-07.
- Tait to Grange Galleries, Winfair Systems Ltd., Jul. 27, 1992, bates No. AT000008-09.
- Item systems fax to Winfair Systems Ltd., Jun. 17, 1992, bates No. AT000010.
- Fax from Jan Orkisz, Winfair Systems, Jun. 19, 1992, bates No. AT000011.
- Brief Specification of the DataQuill, R. Thonnes, 1995 or 1996, bates No. DQ02407.
- Memo. re DataQuill specification, dated Sep. 10, 1993, bates No. DQ00094-97.
- Non-disclosure Agreement, dated Sep. 24, 1993, bates No. DQ01887-88.
- Note from R. Thonnes to G. Robb, dated Oct. 19, 1993, bates No. DQ02088.
- Gupta carving niche in PC LAN development; local area network; Company Profile, Software Magazine, vol. 13 ; No. 4 ; p. 118, dated Mar. 1993.
- Modeling transaction integrity: how CASE tools illustrate the relationships between transactions and data; computer-aided software engineering; Application Strategies; Tutorial, DBMS, vol. 6; No. 1; p. 62, dated Jan. 1993.
- Using stored procedures and triggers; Application Strategies; Tutorial, DBMS, vol. 5; No. 10; p. 66, dated Sep. 1992.
- The goal: a real network; how the testing methodology for the servers was created; includes related article on Structured Query Language Statements; What's the Right Size?, Corporate Computing, vol. 1; No. 1; p. 133, dated Jun. 1992.
- The future of pen computing, Part 2, Byte, dated Apr. 1992, bates No. KYO005891-93.
- Wireless Mobile Communications, Byte, Feb. 1993, pp. 147-154, bates No. KYO009061-67.
- DataQuill Ltd. v. Kyocera Wireless Corp.*, United States District Court for the Southern District of California, Certificate of translation of JP 1 314462, dated Sep. 19, 1989 produced by Kyocera Wireless, dated Apr. 20, 2005, bates No. KYO009043.
- Telnet protocol specification, Network Working Group, dated May 1983, bates No. KYO009044-60.

- Responsive Office Environments, Communications of the ACM, dated Jul. 1993, pp. 84–85, bates No. KYO009071–72.
- Some Computer Science Issues in Ubiquitous Computing, Communications of the ACM, dated Jul. 1993, pp. 75–84, bates No. KYO009073–82.
- DataQuill Ltd. v. Kyocera Wireless Corp.*, United States District Court for the Southern District of California, Photographs produced by Kyocera Wireless Corp., bates No. KYO009234–53.
- One chip to bind all cell phone functions, CNET News.com, dated May 4, 2005, bates No. KYO009236.
- The Single Chip Cellphone—Not just talk anymore, www.abiresearch.com/products/insight, dated Feb. 28, 2005, bates No. KYO009237–38.
- QualComm announces single chip Mobile Station Modem ASIC, Business Wire, Inc., Business Wire, dated Mar. 2, 1993.
- Firmware for Dataquill hand held bar code reader unit, R. Thonnes, Univ. of Edinburgh, ver. Jan. 8, 1992, KYO007016–66; ex. D–71.
- U.S. Appl. No. 08/111,531, copy dated Dec. 23, 2004, bates No. KYO006748–80.
- Communications get personal, Byte, dated Feb. 1993, bates No. KYO005911–16, pp. 169–170, 172, 174, 176–177.
- Handwritten notes, dated Apr. 26, 1993 [RT0000003; DX 1952].
- Letter from G. Robb to R. Thonnes re return of EPROM OTP; Fax message from Thonnes to Callaghan re contacts in Paisley, dated Jun. 8, 1993 [RT000004–RT000005; DX 1953].
- Fax message from R. Thonnes to Don Anderson (ATC Systems), dated Jan. 29, 1996 [RT000006–RT000006; DX 1954].
- Letter from P.W. Michel to R. Thonnes, dated Jan. 26, 1996 [RT000008; DX 1955].
- Handwritten notes and drawings, dated Feb. 1, 1995 [RT000009–RT0000010; DX 1956].
- Portions of draft article with handwritten notes, dated Feb. 29, 1995 [RT000023–RT000026; DX 1958].
- Letter from G. Robb to R. Thonnes with attached article by John Vellam, dated Mar. 3, 1995 [RT000027–RT000032; DX 1959].
- Fax from G. Robb to R. Thonnes with handwritten notes, dated Jul. 26, 1995 [RT000033–RT000034; DX 1960].
- Fax from Doran to Thonnes with attached fax from Simon Taylor to Doran (Jul. 12, 1995) re modem data throughput, dated Jul. 17, 1995 [RT000035–RT000038; DX 1961].
- Abstract re the Address Decoding Scheme used in the DataQuill Barcode Reader Pen, R. Thonnes, Nov. 1995 [RT000039–RT000040; DX 1962].
- Schematic of DataQuill CPU board, RWT, dated Feb. 1, 1995 [RT000041–RT000043; DX 1963].
- Delivery / shipping form for Pen Motherboard, ATCS, dated Jan. 9, 1995 [RT000044; DX 1964].
- Fax message from R. Thonnes to Don Anderson ATCS, dated Sep. 6, 1995 [RT000045; DX 1965].
- Fax message from G. Robb to R. Thonnes re questions from marketing department, DataQuill Ltd., dated Jul. 1, 1995 [RT000046; DX 1966].
- Fax message from R. Thonnes to Jim Campbell, dated Aug. 29, 1995 [RT000047; DX 1967].
- Memorandum, dated Aug. 1995 [RT000049; DX 1968].
- List of Setups for Rockwell RC2324ACE Modem, dated Aug. 29, 1995 [RT000050; DX 1969].
- Fax message from G. Robb to R. Thonnes sending modem settings on DQ, dated Aug. 3, 1995 [RT000051–RT000052; DX 1970].
- Letter from R. Thonnes to Reg Brailey, dated May 25, 1995 [RT000057–RT000058; DX 1971].
- Fax from R. Thonnes to P. Doran, DataQuill Ltd., dated Apr. 25, 1995 [RT000059; DX 1972].
- Fax from P. Doran to R. Thonnes to Doran, dated Jan. 27, 1995 [RT000060–RT000065; DX 1973].
- Specification of DataQuill Computer Communications Protocol, DataQuill Ltd., R. Thonnes, dated Apr. 2, 1992 as revised in Feb. 1, 1995 [RT000066–RT000069; DX 1974].
- Note from F. Callaghan to R. Thonnes with attached letter from Instaspect, DataQuill Ltd., dated Apr. 27, 1995 [RT000070–RT000071; DX 1975].
- Iceland (foods) sample bar codes, Instaspect Ltd., dated May 3, 1995 [RT000072–RT000074; DX 1976].
- Parts list for DataQuill CPU Board, DataQuill Ltd., dated Jan. 13, 1995 [RT000075–RT000076; DX 1977].
- Letter from R. Thonnes to P. Doran, dated Mar. 9, 1995 [RT000077–RT000078; DX 1978].
- Fax message from R. Brailey to D. Anderson, ATCS, R. Thonnes re circuit diagram & short on C9, dated Feb. 27, 1995 [RT000079–RT000082; DX 1979].
- Fax message from P. Doran to R. Thonnes re problems, dated Feb. 15, 1995 [RT000083–RT000084; DX 1980].
- Letter from G. Robb to R. Thonnes, dated Feb. 16, 1995 [RT000085; DX 1981].
- Letter from Kim Robb to R. Thonnes, undated [RT000086; DX 1982].
- Artwork / Media dispatch note, Photo Circuits art work, dated Jan. 20, 1995 [RT000087; DX 1983].
- Fax message from R. Brailey to R. Thonnes re.REM G. Robb Wand PCB Rev. B 1995 MODS, dated Jan. 23, 1995 [RT000088–RT000096; DX 1984].
- Brief Specification of the DataQuill, DataQuill Ltd., dated Jan. 23, 1995 [RT000097; DX 1985].
- Message to Jim from PCD Ltd., dated May 29, 1991 [RT000098–RT000103; DX 1986].
- Modem XTALS and Associated Capacitors, dated Jul. 8, 1991 [RT000104; DX 1987].
- Parts list for modem version three, dated Sep. 17, 1992 [RT000112–RT000114; DX 1988].
- Document: “*DataQuill v. Kyocera*, Oversized Document, Feb. 12, 1991 Handheld Unit V2B Barcode Reader sheet 1 of 2 schematic drawing” [RT000115; DX 1989].
- Document: “*DataQuill v. Kyocera*, Oversized Document: Barcode Reader Modem Card V3 sheet 1 of 3 schematic drawing” [RT000116; DX 1990].
- Document: “*DataQuill v. Kyocera*, Oversized Document: Barcode Reader Modem Card V3 sheet 2 of 3 schematic drawing” [RT000117; DX 1991].
- Document: “*DataQuill v. Kyocera*, Oversized Document: Barcode Reader Modem Card Line Interface sheet 3 of 3 schematic drawing” [RT000118; DX 1992].
- Document: “*DataQuill v. Kyocera*, Oversized Document: Schematic Drawing” [RT000119; DX 1993].
- The Potential Market for the DataQuill, prepared by CIT Research for Highlands and Islands Enterprise, dated Feb. 14, 1994 [DQ01003–DQ01026; DX 1994].
- Diary notes, G. Robb, dated Aug. 1992 [Def’s Ex. 116 (Doran); GR0036].

- Diary notes, G. Robb, dated Jan. 20, 1994 [Def's Ex. 250 (Callaghan); GR0105-106].
- Diary notes, G. Robb, dated variously from May 1992 to Sep. 1995 [Def's Ex. 109 (Robb); GR006-GR0115].
- Letter from Garry D. Robb to Franklin Woolfson re correspondence, DataQuill Ltd., dated Sep. 8, 1993 [DX 1653; DQ00330].
- English translation of Decision of Rejection (titled "Copy of Decision of Rejection") directed against Japanese patent application No. 511431/95, Feb. 5, 2004 (2 pages).
- Magic Cap, *Magic Cap Means Communication*, General Magic Inc., © 1994, pp. 1-56, plus cover and two end pages.
- Motorola's Envoy Personal Wireless Communicator lets you organize your life from almost anywhere . . . with no strings attached*, Motorola, Inc., © 1994, two pages.
- The Marco Wireless Communicator keeps you in touch, even when you're out of reach*, Motorola, Inc., © 1994, two pages.
- Simon Mobile Communications Made Simple*, BellSouth, (c) 1993, 11 pages.
- The GSM System for Mobile Communications A comprehensive overview of the European Digital Cellular Systems, Cell & Sys. Correspondence, © 1992, 3 cover pages, pp. 56-59, 550-565.
- Lieske, Dana, "The EO 440 and EO 880 Mobile Computing Sep. 1993—vol. 4, Issue 9," Smart Computing, 3 pages, Copyright©2006.
- Imielinski, T., et al., "Mobile Wireless Computing: Solutions and Challenges in Data Management," Dept. of Computer Science, Rutgers University, 37 pages, dated.
- Sheng, S., "A Portable Multimedia Terminal for Personal Communications," IEEE Communication Magazine, Jun. 22, 1992.
- LRT 3800 Laser Radio Terminal, Symbol Technologies, Inc., 2 pages, SBLP164193-194, Mar. 1991.
- "Newton A Step toward the Future," Macworld, pp. 129-131, Aug. 1992.
- "Published Unexamined Application 1994-105457", Rim, purported English translation, Bates Nos. RIMDQ0058787-811.
- Collection of EURO-LOG documents, European Logistics Communication Services, Bates Nos. RIMDQ0055493-498, source/country unknown, documents undated.
- Forman & Zahorjan, "Computing Milieux, The Challenge of Mobile Computing", IEEE [no vol. no.], © 1994, Bates Nos. RIMDQ0057331-340.
- "BellSouth, IBM unveil personal communicator phone Mobile Phone News, Nov. 8, 1993", http://www.looksmart-phones.com/p/articles/mi_m3457/is_n43_v11/ai_..., pp. 1, 2, Bates Nos. RIMDQ0057550-0057551.
- "IBM plans to ship Simon put on hold for time being—hand-help personal communicator Mobile Phone News, Apr. 4, 1994", http://www.findarticles.com/p/articles/mi_m3457/is_n14_v12/ai_14973288, pp. 1, 2, Bates No. RIMDQ0057552-0057553, FindArticles, © 2006.
- "BellSouth puts Simon on the shelves; personal communicator five months late—BellSouth Cellular Corp—Product Announcement Mobile Phone News, Aug. 22, 1994", http://www.findarticles.com/p/articles/mi_m3457/is_n14_v12/ai_15770310, pp. 1, 2, Bates No. RIMDQ0057569-0057570, Gale Group, Copyright 2004.
- "Simonizing the PDA Dec. 1994/ Reviews/ Simonizing the PDA BellSouth's communicative Simon is a milestone in the evolution of the PDA", <http://www.byte.com/art/9412/sec11/art3.htm>, pp. 1, 2, Bates No. RIMDQ0057571-0057574, CMP Media LLC, © 2005.
- Noble and Satyanarayanan, "A Research Status Report on Adaptation for Mobile Data Access", School of Computer Science, Bates No. RIMDQ0057662-0057667, document undated.
- Kumar and Satyanarayanan, "Flexible and Safe Resolution of File Conflicts", Carnegie Mellon University, Bates No. RIMDQ0057676-0057687, document undated.
- "Teklogix: Overview History" <http://web.archive.org/web/19980201192354/teklogix.com/history.htm>, pp. 1-3, Bates Nos. RIMDQ0057903-0057905.
- M. Satyanarayanan, "14. Distributed File Systems", pp. 360-381, Bates No. RIMDQ0058687-0058698, document undated.
- R. Alonso and H. Korth, "Database System Issues in Nomadic Computing", Matsushita Information Technology Laboratory, Bates No. RIMDQ0058812-0058820, document undated.
- Skopp and Kaiser, "Disconnected Operation in a Multi-User Software Environment", Columbia University Department of Computer Science, Bates Nos. RIMDQ0058940-0058947, dated Aug. 1993.
- Skoop, —MS Thesis Proposal—"Process Centered Software Development on Mobile Hosts", Department of Computer Science Columbia University, Bates Nos. RIMDQ0058948-0058970, dated Oct. 11, 1993.
- Baecker, Nastos, Posner, Mawby, "The User-centred Iterative Design of Collaborative Writing Software", ACM, Bates Nos. RIMDQ0059088-0059095, © 1993.
- Ellis and Gibbs, "Concurrency Control in Groupware Systems", ACM, Bates Nos. RIMDQ0059096-0059104, © 1989.
- Greenberg and Marwood, "Real Time Groupware as a Distributed System: Concurrency Control", ACM Press, Bates Nos. RIMDQ0059105-0059116, Proceedings of the ACM CSCW Conference on Computer Supported Cooperative Work, North Carolina, dated Oct. 22-26, 1994.
- Sohlenkamp and Chwelos, "Integrating Communication, Cooperation, and Awareness: The DIVA Virtual Office Environment", ACM, Bates Nos. RIMDQ0059117-0059129, CSCW 94-10/94, NC [North Carolina], dated "Oct. 1994", © 1994.
- Nelson, Welch, Ousterhout, "Caching in the Sprite Network File System", Computer Science Division Department of Electrical Engineering and Computer Sciences University of California, Bates Nos. RIMDQ0059130-0059164, document undated.
- Walker, Popek, English, Kline, Thiel, "The LOCUS Distributed Operating System", ACM, Bates Nos. RIMDQ0059165-0059186, © 1983.
- Huston, Honeyman, "Disconnected Operation for AFS", CITI Technical Report 93-3, Bates Nos. RIMDQ0059187-0059196, dated Jun. 19, 1993.
- Satyanarayanan, Kistler, Kumar, Okasaki, Siegel, Steere, "Coda: A Highly Available File System for a Distributed Workstation Environment", IEEE Transactions on Computers, vol. 39, No. 4, Apr. 1990, pp. 447-459, Bates Nos. RIMDQ0059197-0059209, © 1990.

- Satyanarayanan, "Code: A Highly Available File System for a Distributed Workstation Environment", cover, pp. 1-3, i, Bates Nos. RIMDQ0059210-0059214, document undated.
- Satyanarayanan, "Scalable, Secure, and Highly Available Distributed File Access", IEEE, pp. 9-20, end page, Bates Nos. RIMDQ0059215-0059226, dated May 1990, © 1990.
- Kistler and Satyanarayanan, "Disconnected Operation in the Coda File System", ACM Transactions on Computer Systems, vol. 10, No. 1, Feb. 1992, pp. 3-25, Bates Nos. RIMDQ0059227-0059249, © 1992.
- Kistler, "Disconnected Operation in a Distributed File System", *Submitted in partial fulfillment of the requirements for the degree of Doctor of Philosophy*, Bates Nos. RIMDQ0059432-0059699, Carnegie Mellon University, dated May 1993.
- VTT PrintAccess PrintAccess matrix code reader status, Bates Nos. RIMDQ0059765, VTT © 2006.
- VTT PrintAccess PrintAccess matrix code reader software, Bates Nos. RIMDQ0059766, VTT © 2006.
- "Tekscan Radio-Linked Systems", Teklogix, Inc., Bates Nos. RIMDQ0057906-0057908, 6/89/5E.
- "Territorial Control", Teklogix, Bates Nos. RIMDQ0057909-912, document undated.
- "Tekscan 7015 'Portable' Terminal", Teklogix, Inc., Bates Nos. RIMDQ0057913-914, © 1988.
- "Tecsca 9011 'MiniBase' radio link controller", Teklogix, Inc., Bates Nos. RIMDQ0057915-916, © 1989.
- Warehousing 89, Material Handling Engineering, Bates Nos. RIMDQ0057917-920, © 1989.
- Tekscan 8030 Series mobile "Vehicle-mounted" terminal, Teklogix, Inc., Bates Nos. RIMDQ0057921-924, © 1989.
- Mobile Wireless Computing: Solutions and Challenges in Data Management, <http://citeseer.ist.psu.edu/imielski93mobile.html>, 3 pages, dated Dec. 18, 2006.
- "Vannevar Bush—As we may think—The Atlantic Monthly, Jul. 1945", duchier@ps.unisb.de, Bates Nos. RIMDQ0072616-634, printout undated.
- J. Arnold, "France's Minitel: 20 years young", <http://news.bbc.co.uk/2/hi/business/3012769.stm>, Bates Nos. RIMDQ0072635-638, May 14, 2003.
- J. Birnbaum, "Toward the domestication of microelectronics", Communications of the ACM, vol. 28, No. 11, pp. 1225-1235, Bates Nos. RIMDQ0072639-649, © 1985.
- "Innovation", <http://www.eguide.asso.fr/uk/guide/connaître/culture/>, Bates No. RIMDQ0072659, printout undated.
- "Sharp PC-6220. (notebook computer)(evaluation) Compute! Issue 133/ Sep. 1991/p. 45", Bates Nos. RIMDQ0072660-662, printout undated.
- "Milestones in the development of the internet and its significance for education", <http://www.originami.com/sp/milestones.htm>, pates 1, 2, Bates Nos. RIMDQ0072663-664, printout undated.
- "RIM history", www.rim.com, pp. 1-7, Bates Nos. RIMDQ0072665-671, Research in Motion Limited, © 2004, printout undated.
- "Motorola adds Newton technology to mobile data repertoire—Apple Computer Inc Mobile Phone News, Apr. 12, 1983", http://www.looksmartphones.com/p/articles/mi_m3457/is_n14_v11/ai_..., pp. 1, 2 Bates Nos. RIMDQ0072672-673, Gale Group, Copyright 2004, printout undated.
- "First-generation PDAs' options, prices and marketing approaches differ—personal digital assistants Mobile Phone News, Aug. 30, 1993", http://www.looksmartphones.com/p/articles/mi_m3457/is_n14_v11/ai_..., pp. 1, 2, Bates Nos. RIMDQ0072674-0072675, Copyright PBI Media 1993, Gale Group, Copyright 2004, printout undated.
- "Plugged in Sep. 1993 vol. 4 Issue 9 PDAs The newest assistants for a mobile society", <http://www.smartcomputing.com/editorial/article.asp?article=articles/19...>, pp. 1 to 4, Bates Nos. RIMDQ0072680-683, Sandhills Publishing Company U.S.A., © 2006, printout undated.
- "MobileMath quick reference The newton math assistant", Bates Nos. RIMDQ 0072847-848, MobileSoft Corporation, © 1993.
- "Newton fax modem handbook", Bates Nos. RIMDQ0072849-864, Apple Computer, Inc., © 1993.
- C. Lu, "A small revolution Newton has arrived at long last", Macworld, pp. 102-105, Sep. 1993, Bates Nos. RIMDQ0081338-341.
- L. Press, "Dynabook revisited—Portable computers past, present and future", Communications of the ACM, vol. 35, No. 3, pp. 25-30, 32, Bates Nos. RIMDQ0081342-348.
- S. Loken, "Information technology resources assessment", Information and Computing Science Division Lawrence Berkley Laboratory, Bates Nos. RIMDQ0081349-415, Jan. 1993.
- C. Barr, "Pen PCs", PC Magazine, Nov. 10, 1992, pp. 175-203, Bates Nos. RIMDQ0081416-433.
- Duchamp, Feiner, Maguire, "Software technology for wireless mobile computing," IEEE Network Magazine, Nov. 1991, pp. 12-18, Bates Nos. RIMDQ0081434-440, © 1991.
- E. Torgan, "New & improved", PC Magazine, May 12, 1992, p. 59, Bates No. RIMDQ0082406.
- M. Soviero, "Your world according to Newton", Popular Science, Sep. 1992, pp. 45-49, Bates Nos. RIMDQ0082407-411.
- "The PC gets more personal", Byte, Jul. 1992, pp. 128-138, Bates Nos. RIMDQ0082412-421.
- "Grid systems releases the palmpad wearable pen computer Mar. 23, 1992 From Issue No. 1886", http://www.cbronline.com/article_cg_print.asp?guid=AA91FF24-97..., Bates No. RIMDQ0082422, Computer Business Review & CBRonline.com, © 2007, printout Jun. 12, 2007.
- "Novice notes Each month Jul. 1992 vol. 3 Issue 7", <http://www.smartcomputing.com/editorial/article.asp?article=articles...>, pp. 1, 2, Bates Nos. RIMDQ0082423-424, printout Jun. 12, 2007.
- "Grid dresses up pen computer—Grid systems corp.'s PalmPAD—Product announcement", http://findarticles.com/p/articles/mi_m0NEW/is_1992_March_20/ai_..., pp. 1, 2, Bates Nos. RIMDQ0082425-426, Findarticles, Copyright 2007, printout Jun. 12, 2007.
- M. Weiser, "Computer for the 21st century", Mobile Computing and Communication Review, vol. 3, No. 3, pp. 3-11, Bates Nos. RIMDQ0082427-435, Copyright 1991.
- "DrawPad technical drawing tool", Bates Nos. RIMDQ0082787-800, Starcore, document undated.
- "DynoNotePad", Bates Nos. RIMDQ0082801-813, Portfolio Software, Inc., © 1994, cover pages, pp. 1-20.
- "MessagePad handbook", Bates Nos. RIMDQ0082814-931, Apple Computer, Inc., © 1993, cover pages, pp. 1-223, end pages.

"MessagePad setup guide", Bates Nos. RIMDQ0082932-949, Apple Computer, Inc., © 1993, cover pages, pp. 1-26.

"Newton connection kit for Macintosh user's guide", Bates Nos. RIMDQ0082590-029, Apple Computer, Inc., © 1993, cover pages, pp. 1-71, end pages.

(Uncertified) file history pages of 6,009,399, Bates Nos. RIMDQ0072680-820.

Sheng, Chandrakasan, Brodersen, "A portable multimedia terminal", IEEE Communications Magazine, Dec. 1992, pp. 64-75, Bates Nos. RIMDQ0082394-405, IEEE, © 1992.

"Personal computer in the year 2000", Bates No. RIMDQ0072650, document undated.

Mel, Omohundro, Robison, Skiena, Thearling, Young, Wolfram, "Tablet: Personal computer in the year 2000", ACM, vol. 31, No. 6, pp. 639-646, Bates Nos. RIMDQ0072651-658, © 1988.

Imielinski, T., et al., "Mobile Wireless Computing: Solutions and Challenges in Data Management," Rutgers University, Jan. 1993, report cover page with business card, report cover page, pp. 1-37, back cover page.

Imielinski, T., et al., "Mobile Wireless Computing: Solutions and Challenges in Data Management," Rutgers University, Jan. 1993, RIMDQ 08325-73, and 1 page sheet RIMDQ 08374, produced by Rim with RIMDQ 08325-73.

Applicant, Garry D. Robb, File Wrapper and Contents of U.S. Appl. No. 09/101,790 ("the '790 application"), Part (1) of (2) Part(s) and Part (2) of (2) Part(s) for U.S. pat. No. 6,177,950 (Robb) (document C1), RIMDQ 087584-88407.

"AT&T EO Personal Communicator The Digital Nomad's Guide," copyright © 1993, RIMDQ 083275-551.

"The Official Guide to the Prodigy Service," © 1991, RIMDQ 084125-526.

Documents of patent file wrapper re US pat. No. 5,902,988, RIMDQ 087353-564.

File Wrapper and Content of U.S. Appl. No. 08/268,806 (re U.S. pat. No. 5,594,470), Part (1) of (2) Part(s) and Part (2) of (2) Part(s), Bates Nos. RIMDQ0089060-494.

File history of U.S. pat. No. 5,537,608, Bates Nos. RIMDQ0089495-979.

"Teklogix 32 Bit Terminal User Manual," copyright 1993, Teklogix Inc., Mississauga, Ont., Bates Nos. RIMDQ0089999-90118.

"7000 series Teklogix," RIMDQ 0090119-124.

Stieglitz, "Industry Dynamics and Types of Market Convergence," First Draft, dated May 9, 2002, Bates Nos. RIMDQ0091160-200.

Company documents, Winfair Systems, 1992 and later, RIMDQ 0097194-234.

"Special Report, Your Electronic Future," Newsweek, Jun. 6, 1994, DQ01829-86.

Office action regarding U.S. pat. No. 6,058,304 in Control No. 90/008,340, 36 pages, dated Apr. 1, 2008.

Office action regarding U.S. pat. No. 7,139,591 in Control No. 90/008,394, 23 pages, dated Apr. 1, 2008.

Office action in U.S. Appl. No. 11/515,152, 5 pages, dated Nov. 9, 2007.

Letter to R. Thonnes re Invoice to: Dataquill Limited, dated Aug. 15, 1995, Bates No. GR0001.

Letter to G. Robb from Dr K. D.R. Winton, UnivEd Technologies, dated Jun. 25, 1991, Bates No. GR0002.

Letter to G. Robb from Roland, University of Edinburgh, dated Jul. 3, 1992, Bates No. GR0003.

Communication from UK patent office to Dataquill re GB 2 202 664, dated Nov. 12, 1993, Bates No. GR0004.

Communication from UK patent office to Dataquill re GB 2 202 664, dated Nov. 16, 1993, Bates No. GR0005.

S. Alagar et al., Tolerating Mobile Support Station Failures, pp. 1-12, RIMDQ 0109788-109799, undated.

CiteSeer search, 2 pages, RIMDQ 0109800-109801, undated.

B. Badrinath, Impact of Mobility on Distributed Computations, Operating Systems Review, 8 pages, RIMDQ 0107344-107351, Apr. 1993.

Index of Technical Reports, produced by Rim, RIMDQ 0109802-109825, pp. 1 to 24, dated Jun. 11, 2008.

"Scan Tech UK, NEC Birmingham, Jun. 16-18, 1992, Conference Proceedings, A,"; R. Long, "The Use of Issue-Specific Bar Codes for Sortation of Magazine, Periodical and Newspaper Returns," Solent News Distributors Ltd, document undated; M. Hardy, "Case Study 1: UK's First Port Control Radio Data Transmission System in Dock Straddle Carriers," Belgravium Ltd, Bates Nos. RIMDQ 0098145-146, document undated, Bates Nos. RIMDQ 0098142-151.

"Scan Tech UK, NEC Birmingham, Jun. 16-18, 1992, Conference Proceedings, B,"; S. Blackmore, "Portable Data Collection: A Strategic Technology," Symlex, document undated; C. Williets, "Portable Data Collection—Trends and Developments in Processing and Computer Products," Mars Electronics International, document undated; B. Inall, "Data Entry Options for Portable Computers," IBS Radix, document undated; J. Dover, "Communications Options for Portable Data Capture Units," Symbol Technologies UK Ltd, document undated; R. Crabtree, "Portable Data Capture—Applications Opportunities," Kings Town Photocodes Ltd, document undated; Bates Nos. RIMDQ 0098152-165.

"Scan Tech UK, NEC Birmingham, Jun. 16-18, 1992, Conference Proceedings, E," document undated; R. Evans, "The Supplementary Coding Standards," ANA, document undated; J. Critoph, "EAN-128, Production and Scanning," Symbol Technologies, document undated; W. Satterthwaite, "Pallet Labels and Supplementary Coding," Pedigree Petfoods/Mars Group, document undated; Bates Nos. RIMDQ 0098166-196.

"Scan Tech UK, NEC Birmingham, Jun. 16-18, 1992, Conference Proceedings, F,"; T. Hankins and M. Brittain, "Software Tools for 'Fastrak' Implementation of Automatic Data Capture Using Portable Terminals," Alpha-Numeric Systems Plc, document undated; D. Peacock, "PDC in British Gas PLC North Eastern Warehousing," British Gas Plc North Eastern, document undated; J. Keegan, "Total Supply Chain Management Within Health Care Supplies," Health Care Supplies, document undated; Bates Nos. RIMDQ 0098197-204.

"Scan Tech UK, NEC Birmingham, Jun. 16-18, 1992, Conference Proceedings, G,"; A. Scorer, "Wide Area Data Capture with Particular Emphasis on the Temperature-Controlled Distribution Sector," Securicor Datatrak Ltd, document undated; "EDI in Distribution and Transport," document undated; P. Whitlock, "Delivering Solutions for Parcels Delivery," Securicor Omega Express Ltd, document undated; "Video Case Study: Down the Line Bar Coding in the Supply Chain," document undated; Bates Nos. RIMDQ 0098205-222.

"Scan Tech UK, NEC Birmingham, Jun. 16–18, 1992, Conference Proceedings, I"; S. Jackson, "Inductive Identification System," Pepperl & Fuchs Ltd, document undated; P. Kibler, "Chips with Everything—The Datatag System," Yamaha, document undated; B. Williams, "RFID: The Issue is Standardisation," The Enterprise Consultancy, document undated; W. Holland, "Capture Data and Thieves with R.F.I.D.," Smart Tag Systems Inc., document undated; Bates Nos. RIMDQ 0098223–236.

"Scan Tech UK, NEC Birmingham, Jun. 16–18, 1992, Conference Proceedings, K"; M. Hiscox, "Radio Frequency Data Communications (RFDC)," Lex Industrial Systems Ltd, document undated; J. Bental, "Mobile Data in Automatic Identification," RAM Mobile Data Ltd, document undated; S. Kerry, "Vendor Selection and Project Management—Radio Frequency Data Communications," Symbol Technologies Europe, document undated; J. Tipping, "RF/DC in Action," Process Computing Ltd, document undated; Bates Nos. RIMDQ 0098237–252.

"Scan Tech UK, NEC Birmingham, Jun. 16–18, 1992, Conference Proceedings, M"; J. Trueman, "The Use of Bar Coding Within W. H. Smith," W H Smith Ltd, document undated; M. Gathercole, "Warehouse Efficiency Gains from Bar Code Technology," Tiptree Book Services, document undated; R. Webber, "Getting It Right," Oxford University Press, document undated; B. Parratt, "PDF 417 in the Book Trade," Penguin Books, document undated; Bates Nos. RIMDQ0098253–261.

"Scan Tech UK, NEC Birmingham, Jun. 16–18, 1992, Conference Proceedings, N"; A. Furness, "Technological Change and Emergent Opportunities in Automatic Identification," Electronic Engineering Group, document undated; R. Noyau, "High Coercivity Magnetic Stripe Cards," Electronic Engineering Group, document undated; N. Weston, "Managing New Technology," Strategic Renewal Group, document undated; D. O'Dea, "The Dotcode—An Alternative Identification System," Electronic Automation Ltd, document undated; S. Hancock, "A Neural Network System: Applications in Pattern Recognition," Neural Technologies Limited, document undated; Bates Nos. RIMDQ 0098262–281.

"Scan Tech UK, NEC Birmingham, Jun. 16–18, 1992, Conference Proceedings, O"; T. Dunn, "Bureau Services in Relation to Auto ID," ESP Security Print, document undated; B. Levin, "Quality Improvements in Industrial Ink Jet Bar Coding," Elmjet Limited, document undated; A. Walter, "Guidelines for Effective Implementation of Label-Based Auto ID Systems," Avery Dennison, document undated; D. Jones, "P.S.A. Protecting Your Investment," Printonix (UK), document undated; G. Cunningham, "Anti-Counterfeiting System Developed by Stampiton Microtrace," Stampiton Microtrace, document undated; P. Manser, "Patient Case Notes: A Suitable Case for Treatment," Royal Brompton National Heart and Lung Hospitals SHA, document undated; Bates Nos. RIMDQ 0098282–296. "IBM 9075 PCRadio, A rugged handheld system for wireless communications and control," International Business Machines, copyright 1992, Bates Nos. RIMDQ 0098297–300.

"IBM Canada Sells Wireless Data Network to Bell—Ardis: Announces Availability of New PCRadio, Montreal, Feb. 4, 1992," Bates No. RIMDQ 0098301.

Documents of file wrapper of U.S. Appl. No. 07/849,771 (re U.S. pat. No. 5,414,251), Bates Nos. RIMDQ 0100884–965.

Documents of file wrapper of U.S. Appl. No. 08/284,883 (re U.S. pat. No. 5,414,251), Bates Nos. RIMDQ 0100966–0101004.

Documents of file wrapper of U.S. Appl. No. 08/703,564, Bates Nos. RIMDQ 0101005–181.

Documents of file wrapper of U.S. Appl. No. 07/338,156 (re U.S. Patent No. 5,347,632), RIMDQ 0101204–2130.

Documents of file wrapper of U.S. Appl. No. 07/991,015 (re U.S. Patent No. 5,465,401), Bates Nos. RIMDQ 0102131–275.

Documents of file wrapper of U.S. Appl. No. 07/213,931, Bates Nos. RIMDQ 0102393–490.

Documents of file wrapper of U.S. Appl. No. 07/328,790, Bates Nos. RIMDQ 01902491–3028.

Documents of file wrapper of U.S. Appl. No. 07/976,127, Bates Nos. RIMDQ 0103029–157.

Documents re Canadian Patent No. 2 243 244 (Robb), Bates Nos. RIMDQ 0103370–419.

GB 2 282 906 B, dated Nov. 6, 1996, UK, Bates Nos. RIMDQ 0103420–0103453.

GB 2 282 907 B, dated Feb. 28, 1996, UK, Bates Nos. RIMDQ 0103453–0103497.

A. Alber, "Interactive Computer Systems, Videotex and Multimedia," Plenum Press, copyright 1993, public version, Bates Nos. RIMDQ 0103511–952.

"TMS320C4x User's Guide, 1991 Digital Signal Processing Products," Texas Instruments Incorporated, copyright 1991, Bates Nos. RIMDQ 0103953–4817.

Cover and table of contents of Industrial Engineering magazine, Institute of Industrial Engineers, copyright 1992, T. Miller, "More than just listening to the customer, Industrial Engineering, Jan. 92," Bates Nos. RIMDQ 0106379–82.

Cover and table of contents of Controls & Systems magazine, Penton Publishing Inc., copyright 1991, R. Eckles, "Move data fast with RF data communication, Controls & Systems, Jun. 1992," Bates Nos. RIMDQ 0106383–387.

Cover and table of contents of Quality Progress magazine, American Society for Quality Control, Inc., copyright 1993, K. Wacker, "Uncommon common sense, Quality Progress, Jul. 1993," pp. 97–98, 100, "The Role of the forecasting TQC team, Quality Progress, Jul. 1993," p. 99, Bates Nos. RIMDQ 0106388–93.

"Intel Product Guide", Intel Corporation, copyright 1989, public version, Bates Nos. RIMDQ 0107116–294.

Cover and table of contents of Operating Systems Review magazine, Association for Computing Machinery Special Interest Group on Operating Systems, document dated Apr. 1993, Badrinath et al., "Impact of mobility on distributed computations," document undated, Bates Nos. RIMDQ 0107344–351.

Abandoned U.S. Appl. No. 08/111,531, Bates Nos. RIMDQ 0107352–426.

"CCD The Solid State Imaging Technology," Fairchild USA CCD Division, copyright 1981, Bates Nos. RIMDQ 0107440–603.

File wrapper of U.S. Appl. No. 08/703,564 (re U.S. pat. No. 5,821,423; Bates Nos. RIMDQ 0107604–8066.

“Scan Tech UK, NEC Birmingham, Jun. 16–18, 1992, Conference Proceedings, D”; H. Bendell, “Production Control,” S B Electronic Systems Limited, document undated; S. Greasley, “Tough Environments—Tougher Bar Codes,” RM Scantag, document undated; G. Hammond, “Business Excellence: Issues Not Acronyms,” MRP Ltd, document undated; K. Ridgway, “The Use of Auto Identification in a Manufacturing Environment,” Department of Mechanical and Process Engineering, document undated; J. Plimmer, “Quality Improvements in W.I.P. Information,” Kenrick & Jefferson, document undated; Bates No. RIMDQ 0108233–246.

“Scan Tech UK, NEC Birmingham, Jun. 16–18, 1992, Conference Proceedings, L”; Bates No. RIMDQ 0108247–257.

“Scan Tech UK, NEC Birmingham, Jun. 16–18, 1992, Conference Proceedings, H”; P. Chartier, “The Integration of Bar Coding and EDI,” Praxis Consultants, document undated; P. Barbier, “Odette and EDI,” BPCC Numeric Arts Ltd, document undated; Bates No. RIMDQ 0108258–273.

“Advanced Micro Devices, Flash Memory Products 1992/1993 Data Book/Handbook,” copyright 1992, Bates Nos. RIMDQ 0108461–9008.

Documents of file wrapper of U.S. Appl. No. 08/369,553 (related to U.S. Patent No. 5,579,535), Bates Nos. RIMDQ 0109338–393.

Documents of file wrapper of U.S. Appl. No. 08/008,117 (related to U.S. Patent No. 5,579,535), Bates Nos. RIMDQ 0109394–520.

Litigation declaration of Alec Tait, dated Apr. 26, 2008, Bates Nos. RIMDQ 0109776–787 (includes Bates Nos. AJT001–007).

File Wrapper and Content of U.S. Appl. No. 08/461,605 (re U.S. pat. No. 5,902,988), Part (1) of (3) Part(s), Part (2) of (3) Part(s), and Part (3) of (3) Part(s), Bates Nos. RIMDQ 0109826–628.

Documents of Jan Orkisz, 64 pages, Bates Nos. OKK001–064.

The Herald, Scotland, Aug. 25, 1992, Bates Nos. RIMDQ 0083030–75.

C.J. Date, “An Introduction to Database Systems”, excerpts, Copyright 1977, Bates Nos. RIMDQ 110694–751.

Particulars Of Claim between HTC Corporation and Dataquill Limited, Claim No. HC 09 C 00466, lodged at Court on Feb. 16, 2009 (13 pgs.).

Answer, Affirmative Defenses and Counterclaim, *Dataquill Ltd. v. High Tech Computer Corp.* (S.D. Cal.), 24 pages, dated Dec. 8, 2008.

DataQuill’s Reply to HTC’s Counterclaims, *DataQuill Ltd. V. High Tech Computer Corp.* (S.D. Cal.), 13 pages, dated Mar. 30, 2009.

Office action in ex parte reexamination, in control No. 90/008,394, cover, cover pages plus 38 pages, mailed Feb. 2, 2009.

EO 440, <http://www.utexas.edu/ftp/microlib/eo/html/EO440-880.html>, dated ‘Jul. 10, 2009’, 3 pages.

L. Brust et al., “Mixing Signals & Voltages on Chip”, *IEEE Spectrum*, dated Aug. 1993, 4 pages, pp. 40–43.

“Cellular helps make EO’s pen-based personal communication mobile”, *Mobile Phone News*, Nov. 16, 1992, http://findarticles.com/p/articles/mi_m3457/is_n23_v10/ai_12914374/, dated ‘Jul. 10, 2000’, 2 pages.

J. Kaplan, “Startup—A Silicon Valley Adventure”, Penguin Group, © 1994, undated, 4 pages, cover, unnumbered page, pp. 251, 260.

S. Omer, Aug. 2, 1993, “Science: A little reminder in your pocket”, *The Independent*, <http://license.icopyright.net/user/viewFreeUse.act?fuid=NT10MT10Mg%3D%3D>, dated ‘Jul. 10, 2009’, 2 pages.

Office action in U.S. Appl. No. 12/348,051, 5 pages, dated Jun. 30, 2010.

Communications: Email from Stephen Patton to info@dataquill.com, 1 page, dated Aug. 10, 2010; Email from DataQuill Ltd. to S. Patton, 1 page, dated Sep. 1, 2010. Stephen Patton—United Kingdom LinkedIn, <http://uk.linkedin.com/pub/stephen-patton/1/208/bb>, 4 pages, Sep. 2010.

Connecting Mobile Workstations to the Internet over a Digital Cellular Telephone Connection, Univ. of Helsinki Dept. of Comp. Sci., Series of Pubs. C, No. C–1994–39, Sep. 1994 (HTCDQ 073804–823).

IEEE Communications Magazine, Apr. 1993, 0163–6804/93, pp. 92–100 (HTCDQ 073847–855).

Measured Performance of Data Transmission Over Cellular Telephone Networks Connecting Mobile Workstations to the Internet over a Digital Cellular Telephone Connection, Univ. of Helsinki Dept. of Comp. Sci., Series of Pubs. C, No. C–1994–53, Nov. 1994 (HTCDQ 073824–846).

Connecting Mobile; Randy H. Katz. Adaptation and Mobility in Wireless Information Systems, IEEE Personal Communications, First Quarter 1994, 1070–9916/94, pp. 6–17 (HTCDQ 073792–803).

Raymond Steele, The Evolution of Personal Communications, IEEE Personal Communications, 2d quarter 1994, 1070–9916/94, pp. 6–11 (HTCDQ 073863–868).

Bert Haskell, Portable Electronics Packaging Technologies, IEEE Micro, 0740–7475/94, Oct. 1994, pp. 72–78 (HTCDQ 073856–862).

Simon Says Here’s How!, Simon Mobile Communications Made Simple, First Edition, © 1994 IBM (HTCDQ062643–705).

Bown, Peyton, “How to get the most out of CompuServe,” Rev. 4th Ed., © 1989 Bantam Books (HTCDQ072759–3269).

Bown, Peyton, “How to get the most out of CompuServe,” Rev. 5th Ed., © 1993 Bantam Books (HTCDQ072258–2758).

“1994 6 Vol. 52 No. 6,” apparent Japanese article, 2 pages; with purported HTC translation, 2 pages (HTCDQ071329–332).

Silverlink 2000 Personal Telephone, © 1990 Motorola, HTCDQ050876, Silverlink Telepoint Base Station (HTCDQ050876–79).

1
EX PARTE
REEXAMINATION CERTIFICATE
ISSUED UNDER 35 U.S.C. 307

THE PATENT IS HEREBY AMENDED AS
INDICATED BELOW.

Matter enclosed in heavy brackets [] appeared in the patent, but has been deleted and is no longer a part of the patent; matter printed in italics indicates additions made to the patent.

AS A RESULT OF REEXAMINATION, IT HAS BEEN DETERMINED THAT:

The patentability of claims 1-25, 27-33, 35 and 42 is confirmed.

Claims 26, 34, 36 and 41 are determined to be patentable as amended.

Claims 37-40, dependent on an amended claim, are determined to be patentable.

New claims 43-49 are added and determined to be patentable.

26. A hand held device according to claim 17, wherein said hand held device is configured to permit said rechargeable power supply to receive charging power from a power source separate from said hand held device without physical contact between said power source *and said rechargeable power supply* and said hand held device.

34. A hand held device according to claim 17, wherein a selection of visible data of a said code by use of said hand held device [code] is performed by use of [said] a camera.

36. A self-contained hand held device with integral cellular telephone capability, comprising:

(A) rewritable storage made of solid state memory, wherein said storage is: programmable with description information corresponding to each of a plurality of user selectable items by downloading description information for said storage from a remote processing center wherein said description information is for retention by said storage for later user access from said storage; and is operable to retain data or information in said storage in response to input by a user;

(B) a rechargeable power supply;

(C) a sensor coupled to said storage operable for use in capturing data for said storage;

(D) a user input device made of mechanical key switches, operable for a user to input information and commands, and to select an individual item of said plurality of user selectable items;

(E) a controller coupled to said storage, and said user input device, wherein said hand held device is operable to process encoded data visible by a user and visible with *and corresponding to* a representation or description of a merchandisable item *of a plurality of merchandisable items*, and wherein, in response to user input including selection of said encoded data by use of said hand held device, said encoded data is processed;

(F) a display coupled to said controller, wherein subsequent to said hand held device processing said encoded data, said display displays user readable characters with information relating to *a user shopping for* a said merchandisable item; and,

2
(G) wherein further said display

(i) is operable to display selected data or information retained by said storage, to display user commands, and to display a list of said plurality of user selectable items, wherein items from said list are individually selectable by use of said hand held device;

(ii) is operable to display a selected language of a number of languages to assist a user in operating said hand held device, wherein a user is able to select a said language, and said number of languages includes English and at least one language other than English;

(H) a cellular telecommunications interface operable to communicate over a cellular telephone network, wherein said wireless telecommunications interface is operable to transmit captured data from said storage, captured by use of said hand held device;

(I) wherein said hand held device utilizing said wireless telecommunications interface and at least a said cellular telephone network further:

(i) is operable to download from a remote processing center at least description information for each of a plurality of user selectable merchandisable items for retention in said storage and for later user access from said storage, wherein said downloading is in response to one or more instructions transmitted to a remote processing center in response to entry of one or more user commands to program said storage,

(ii) is operable to receive a request from a remote processing center for a user to input into said hand held device user identification information for utilization by a remote processing center, and to transmit said input user identification information to a remote processing center, and

(iii) is operable subsequent to said downloading of description information for said plurality of user selectable merchandisable items to respond to one or more user commands to connect to a remote processing center in order to bring information for one or more items of said plurality of user selectable merchandisable items up to date for a user, and as a result of a said connection to download information from a remote processing center for retention in said storage to have said information in said storage for said one or more items be up to date for a user;

(J) said hand held device is operable for a user to select and initiate ordering of one or more merchandisable items for the user via a remote processing center, wherein:

(i) by utilizing at least a said cellular telephone network said hand held device is operable to transmit one or more selections retrieved from said storage for one or more selected merchandisable items to a remote processing center to initiate an order for said one or more selected merchandisable items subsequent to selection of each of said one or more selected items from said display by use of said user input device from a plurality of user selectable merchandisable items, and

(ii) is operable in response to a said transmission to receive information relating to said order from a remote processing center to display on said display.

41. A telephone comprising, as an integral hand-holdable device:

(A) a sensor to sense commands and/or data and for producing input signals in response to said sensed commands and/or data;

3

(B) *a plurality mechanical switches operable by a user wherein one or more of said mechanical switches is operable to input data and one or more of said mechanical switches is operable to select data in said hand-holdable device, and wherein said sensor is a touch sensitive screen;* 5

([B]C) *rewritable storage made of solid state memory and programmable to store a database of a plurality of user selectable items and information relating to said user selectable items, said memory being programmable by downloading said user selectable items and information from a remote processing center in response to one or more transmitted instructions,* 10

wherein items of said plurality of user selectable items: are individually selectable by a user and are items of a remote, electronic catalogue of publicly available items; 15

([C]D) *a antenna;*

([D]E) *a controller connected to receive and process said input signals from said sensor, said controller being arranged to respond to sensed commands to control said telephone and to said sensed data to select a said item of said plurality of user selectable items, wherein said sensed data is sensed via user operation of said sensor;* 20 25

([E]F) *a display screen to display a user readable representation of said commands and information from said storage for said selected item,*

([F]G) *a microphone for conversion of user speech into voice signals for transmission, and a loudspeaker for conversion of received voice signals into audio signals, permitting said hand-holdable device to be used as a telephone handset; and* 30

([G]H) *a cellular telecommunications interface operable to directly and wirelessly connect said telephone to a cellular telecommunications network via said antenna, wherein said interface is configured to permit* 35

(i) transmission and reception of voice signals to and from said telecommunications network via said antenna, 40

(ii) transmission of information retrieved from said storage relating to an item or items selected from said database to a remote processing center via said antenna and a said cellular telecommunications network, wherein said item or items are individually selected from said display screen from a display of one or more of said user selectable items, wherein further, each item of said selected item or items is individually selectable via user operation of said sensor, and 45 50

([ii]iii) reception of information relating to selectable items to said database from said remote processing center via said antenna and a said cellular telecommunications network; and wherein a said catalogue of items is a catalogue of merchandising or other items of information; and 55

(I) *said controller, display screen, sensor, and antenna are configured to permit said telephone additionally to be operable by a user:* 60

(i) to receive via said antenna a plurality of user selectable items which correspond to a plurality of products available for purchase by a user of said telephone,

(ii) to make a shopping selection of a product available for purchase by a user, wherein each shopping selection is made via individual selection of an item from 65

4

said display screen from a plurality of user selectable items which correspond to a plurality of products available for purchase, via user operation of said sensor, wherein a individually selected item corresponds to a product available for purchase, and

(iii) to transmit via said antenna data corresponding to a said shopping selection, wherein in response to a said transmission said telephone is operable to receive via said antenna information to display on said display screen.

43. *A telephone comprising, as an integral hand-holdable device:*

(A) a sensor to sense commands and/or data and for producing input signals in response to said sensed commands and/or data;

(B) rewritable storage made of solid state memory and programmable to store a database of information relating to user selectable items, said memory being programmable by downloading said information from a remote processing center in response to one or more transmitted instructions;

(C) a antenna;

(D) a controller connected to receive and process said input signals from said sensor, said controller being arranged to respond to sensed commands to control said telephone and to said data to select a said item;

(E) a display screen to display a user readable representation of said commands and information from said storage for said selected item,

(F) a microphone for conversion of user speech into voice signals for transmission, and a loudspeaker for conversion of received voice signals into audio signals, configured to permit said hand-holdable device to be used as a telephone handset; and

(G) a cellular telecommunications interface operable to directly and wirelessly connect said telephone to a cellular telecommunications network via said antenna, wherein said interface is configured to permit

(i) transmission and reception of voice signals to and from said telecommunications network via said antenna,

(ii) transmission of information retrieved from said storage relating to an item or items selected from said database to a remote processing center via said antenna and a said cellular telecommunications network, wherein said item or items are individually selected from said display screen from a display of one or more of said user selectable items, and

(iii) reception of information relating to selectable items to said database from said remote processing center via said antenna and a said cellular telecommunications network;

said hand-holdable device comprising further limitations, wherein

(H) said display screen, cellular telecommunications interface, antenna and controller are configured to permit said hand-holdable device additionally to be operable by a user to shop for one or more merchandisable items available for purchase via a remote processing center and via user selections from said display screen, wherein

(i) by utilizing said cellular telecommunications interface and a cellular telecommunications network said hand-holdable device is operable: to receive via said antenna from a remote processing center at least a plurality of user selectable items which correspond to merchandisable items,

5

- (ii) said reception of said plurality of user selectable items which correspond to merchandisable items is in response to one or more instructions transmitted to a remote processing center, transmitted via said antenna in response to one or more user inputs,
 - (iii) wherein subsequent to said reception said display screen is operable to display items of said plurality of user selectable items which correspond to merchandisable items, wherein user selectable items which correspond to merchandisable items are available for review by a user to make one or more shopping selections,
 - (iv) wherein each shopping selection is selectable individually from said display screen from a display of user selectable items which correspond to merchandisable items, via user input, and wherein
 - (v) by utilizing said cellular telecommunications interface and a cellular telecommunications network said hand-holdable device is operable to transmit via said antenna said one or more shopping selections to a remote processing center to permit processing of said one or more shopping selections, and wherein in response to a said transmission said hand-holdable device is operable to receive information via said antenna to display on said display screen.
44. A telephone comprising, as an integral hand-holdable device:
- (A) a sensor to sense commands and/or data and for producing input signals in response to said sensed commands and/or data;
 - (B) rewritable storage made of solid state memory and programmable to store a database of information relating to user selectable items, said memory being programmable by downloading said information from a remote processing center in response to one or more transmitted instructions;
 - (C) a antenna;
 - (D) a controller connected to receive and process said input signals from said sensor, said controller being arranged to respond to sensed commands to control said telephone and to said data to select a said item;
 - (E) a display screen to display a user readable representation of said commands and information from said storage for said selected item,
 - (F) a microphone for conversion of user speech into voice signals for transmission, and a loudspeaker for conversion of received voice signals into audio signals, configured to permit said hand-holdable device to be used as a telephone handset; and
 - (G) a cellular telecommunications interface operable to directly and wirelessly connect said telephone to a cellular telecommunications network via said antenna, wherein said interface is configured to permit
 - (i) transmission and reception of voice signals to and from said telecommunications network via said antenna,
 - (ii) transmission of information retrieved from said storage relating to an item or items selected from said database to a remote processing center via said antenna and a said cellular telecommunications network, wherein said item or items are individually selected from said display screen from a display of one or more of said user selectable items, and
 - (iii) reception of information relating to selectable items to said database from said remote processing center via said antenna and a said cellular telecommunications network;

6

said hand-holdable device comprising further limitations, wherein

- (H) said display screen is operable to display a selected user understandable language of a number of languages to assist a user in operating said hand-holdable device, wherein a user is able to select a said language and wherein said number of languages includes at least English and one language other than English;
 - (I) said sensor also is configured for use in conjunction with a television device operable to cause a display viewable by a user of said hand-holdable device, wherein:
 - (i) said television device is operable to cause a display of a plurality of user selectable items which correspond to products available for purchase, wherein a user is able to shop for and make a selection of a product available for purchase from a display caused by said television device, wherein
 - (ii) a said selection of a product available for purchase is individually selectable via operation of said sensor from a display a plurality of user selectable items caused by said television device, and wherein subsequent to a said selection of a product via operation of said sensor said hand-holdable device causes transmission of a said selection of a product to a remote processing center; and,
 - (J) said controller, display screen, and antenna are configured to permit said hand-holdable device additionally to be operable by a user: to shop for and make a selection of a product available for purchase from said display screen, wherein a said selection of a product available for purchase from said display screen is individually selectable via user input.
45. A telephone comprising, as an integral hand-holdable device:
- (A) a first sensor to sense commands and/or data and for producing input signals in response to said sensed commands and/or data;
 - (B) rewritable storage made of solid state memory and programmable to store a database of information relating to user selectable items, said memory being programmable by downloading said information from a remote processing center in response to one or more transmitted instructions;
 - (C) a antenna;
 - (D) a controller connected to receive and process said input signals from said first sensor, said controller being arranged to respond to sensed commands to control said telephone and to said sensed data to select a said item;
 - (E) a display screen to display a user readable representation of said commands and information from said storage for said selected item,
 - (F) a microphone for conversion of user speech into voice signals for transmission, and a loudspeaker for conversion of received voice signals into audio signals, configured to permit said hand-holdable device to be used as a telephone handset; and
 - (G) a cellular telecommunications interface operable to directly and wirelessly connect said telephone to a cellular telecommunications network via said antenna, wherein said interface is configured to permit
 - (i) transmission and reception of voice signals to and from said telecommunications network via said antenna,

7

- (ii) transmission of information retrieved from said storage relating to an item or items selected from said database to a remote processing center via said antenna and a said cellular telecommunications network, wherein said item or items are individually selected from said display screen from a display of one or more of said user selectable items, and
 - (iii) reception of information relating to selectable items to said database from said remote processing center via said antenna and a said cellular telecommunications network;
- said hand-holdable device comprising further limitations, wherein
- (H) said hand-holdable device utilizing said first sensor is additionally configured to permit said hand-holdable device to be operable with: a television device which is separate from said hand-holdable device and operable to cause a display viewable by a user of said hand-holdable device, wherein
 - (i) said television device is operable to cause display of a plurality of items selectable by a user by operation of said hand-holdable device, and wherein
 - (ii) each item of a plurality of items caused to be displayed by said television device also corresponds to a user selectable item programmed into said hand-holdable device prior to operation with said television device;
 - (I) said hand-holdable device includes a second sensor coupled to said storage, wherein said second sensor is a camera and is operable to capture data for said storage, wherein said data is or represents an image and wherein said camera is operable to capture a plurality of data for said storage for later access by a user from said storage; and
 - (J) a said hand-holdable device is part of a merchandising system, wherein said hand-holdable device utilizing said cellular telecommunications interface, antenna, first sensor and display screen is configured:
 - (i) to receive via said antenna a plurality of user selectable items wherein each said item is individually selectable by a user and corresponds to an item of merchandise available for purchase, and
 - (ii) to permit a user to shop for and make a selection corresponding to an item of merchandise available for purchase, wherein a said selection is individually selectable from said display screen from a plurality of user selectable items via user operation of said first sensor.
46. A telephone comprising, as an integral hand-holdable device:
- (A) a sensor to sense commands and/or data and for producing input signals in response to said sensed commands and/or data;
 - (B) rewritable storage made of solid state memory and programmable to store a database of information relating to user selectable items, said memory being programmable by downloading said information from a remote processing center in response to one or more transmitted instructions;
 - (C) a antenna;
 - (D) a controller connected to receive and process said input signals from said sensor, said controller being arranged to respond to sensed commands to control said telephone and to said data to select a said item;
 - (E) a display screen to display a user readable representation of said commands and information from said storage for said selected item,

8

- (F) a microphone for conversion of user speech into voice signals for transmission, and a loudspeaker for conversion of received voice signals into audio signals, configured to permit said hand-holdable device to be used as a telephone handset; and
 - (G) a cellular telecommunications interface operable to directly and wirelessly connect said telephone to a cellular telecommunications network via said antenna, wherein said interface is configured to permit
 - (i) transmission and reception of voice signals to and from said telecommunications network via said antenna,
 - (ii) transmission of information retrieved from said storage relating to an item or items selected from said database to a remote processing center via said antenna and a said cellular telecommunications network, wherein said item or items are individually selected from said display screen from a display of one or more of said user selectable items, and
 - (iii) reception of information relating to selectable items to said database from said remote processing center via said antenna and a said cellular telecommunications network;
- said hand-holdable device comprising further limitations, wherein
- (H) said display screen is operable to display a selected user understandable language of a number of languages to assist a user in operating said hand-holdable device, wherein a user is able to select a said language and wherein said number of languages includes at least English and one language other than English;
 - (I) said hand-holdable device includes a plurality mechanical switches operable by a user wherein one or more of said mechanical switches is operable to input data and one or more of said mechanical switches is operable to select data in said hand-holdable device, and wherein said sensor is a touch sensitive screen;
 - (J) said hand-holdable device is part of a merchandising system to permit a user to shop for and purchase items of merchandise via a remote processing center, and via operation of said sensor; and
 - (K) wherein said user selectable items of said database include a plurality of items available from one or more remotely located electronic catalogues of items,
 - (i) wherein said one or more remotely located catalogues are one or more catalogues or merchandisable items,
 - (ii) a said plurality of items available from one or more remotely located electronic catalogues of items is for reception to said rewritable storage via said antenna, and
 - (ii) an item of a said plurality of items is individually selectable from said display screen via operation of said sensor.
47. A telephone comprising, as an integral hand-holdable device:
- (A) a sensor to sense commands and/or data and for producing input signals in response to said sensed commands and/or data;
 - (B) rewritable storage made of solid state memory and programmable to store a database of information relating to user selectable items, said memory being programmable by downloading said information from a remote processing center in response to one or more transmitted instructions;

- (C) a antenna;
 - (D) a controller connected to receive and process said input signals from said sensor, said controller being arranged to respond to sensed commands to control said telephone and to said sensed data to select a said item;
 - (E) a display screen to display a user readable representation of said commands and information from said storage for said selected item,
 - (F) a microphone for conversion of user speech into voice signals for transmission, and a loudspeaker for conversion of received voice signals into audio signals, configured to permit said hand-holdable device to be used as a telephone handset; and
 - (G) a cellular telecommunications interface operable to directly and wirelessly connect said telephone to a cellular telecommunications network via said antenna, wherein said interface is configured to permit
 - (i) transmission and reception of voice signals to and from said telecommunications network via said antenna,
 - (ii) transmission of information retrieved from said storage relating to an item or items selected from said database to a remote processing center via said antenna and a said cellular telecommunications network, wherein said item or items are individually selected from said display screen from a display of one or more of said user selectable items, and
 - (iii) reception of information relating to selectable items to said database from said remote processing center via said antenna and a said cellular telecommunications network;
- said hand-holdable device comprising further limitations, wherein
- (H) by utilizing a said sensor and a said controller said hand-holdable device is operable to additionally sense data corresponding to an individual natural language or alphabetic character to be displayed, wherein
 - (i) said controller causes said display screen to display a said character subsequent to said sensing of said data corresponding to an individual natural language or alphabetic character,
 - (ii) said hand-holdable device is operable to sense a plurality of said data corresponding to an individual natural language or alphabetic character,
 - (iii) said hand-holdable device further is operable to sense a sequence of said data corresponding to an individual natural language or alphabetic character as part of building up a code that includes at least a plurality of alphabetic characters, and wherein said display screen displays a said code,
 - (iv) a said code corresponds to a selectable item also available for reception to said hand-holdable device from a remote, electronic catalogue of items via said antenna, wherein subsequent to processing a said code said hand-holdable device is arranged to cause said display screen to display a selectable item which corresponds to a said code, and
 - (v) said hand-holdable device is operable by a user to build up a plurality of said codes, wherein each code corresponds to an item of a plurality of selectable items.

48. A telephone comprising, as an integral hand-holdable device:

- (A) a sensor to sense commands and/or data and for producing input signals in response to said sensed commands and/or data;

- (B) rewritable storage made of solid state memory and programmable to store a database of information relating to user selectable items, said memory being programmable by downloading said information from a remote processing center in response to one or more transmitted instructions;
 - (C) a antenna;
 - (D) a controller connected to receive and process said input signals from said sensor, said controller being arranged to respond to sensed commands to control said telephone and to said data to select a said item;
 - (E) a display screen to display a user readable representation of said commands and information from said storage for said selected item,
 - (F) a microphone for conversion of user speech into voice signals for transmission, and a loudspeaker for conversion of received voice signals into audio signals, configured to permit said hand-holdable device to be used as a telephone handset; and
 - (G) a cellular telecommunications interface operable to directly and wirelessly connect said telephone to a cellular telecommunications network via said antenna, wherein said interface is configured to permit
 - (i) transmission and reception of voice signals to and from said telecommunications network via said antenna,
 - (ii) transmission of information retrieved from said storage relating to an item or items selected from said database to a remote processing center via said antenna and a said cellular telecommunications network, wherein said item or items are individually selected from said display screen from a display of one or more of said user selectable items, and
 - (iii) reception of information relating to selectable items to said database from said remote processing center via said antenna and a said cellular telecommunications network;
- said hand-holdable device comprising further limitations, wherein
- (H) said controller, in response to user input including selection of an individual user selectable item from a plurality of selectable items, is configured to determine if corresponding information, which is available at a remote source and is for said individual item, is displayable on said display screen from said storage:
 - (i) wherein said selected individual item is determined to be an item of a plurality of selectable items for which corresponding information for said selected item is available for display for a user from said storage, said controller is configured to cause said corresponding information to display on said display screen for said item without requiring transmission of information to said hand-holdable unit;
 - (ii) wherein said selected individual item is determined to be an item of a plurality of selectable items for which corresponding information for said selected item is not available for display for a user from said storage said controller is configured to cause said hand-holdable unit to automatically connect to a remote source via a cellular telecommunications network to receive current information corresponding to said selected item for display on said display screen, and
 - (iii) wherein said controller is configured to cause said automatic connection subsequent to processing a code associated with said selected item.

11

49. A telephone comprising, as an integral hand-holdable device:

- (A) a first sensor to sense commands and/or data and for producing input signals in response to said sensed commands and/or data; 5
- (B) rewritable storage made of solid state memory and programmable to store a database of information relating to user selectable items, said memory being programmable by downloading said information from a remote processing center in response to one or more transmitted instructions; 10
- (C) an antenna;
- (D) a controller connected to receive and process said input signals from said first sensor, said controller being arranged to respond to sensed commands to control said telephone and to said sensed data to select a said item; 15
- (E) a display screen to display a user readable representation of said commands and information from said storage for said selected item, 20
- (F) a microphone for conversion of user speech into voice signals for transmission, and a loudspeaker for conversion of received voice signals into audio signals, configured to permit said hand-holdable device to be used as a telephone handset; and 25
- (G) a cellular telecommunications interface operable to directly and wirelessly connect said telephone to a cellular telecommunications network via said antenna, wherein said interface is configured to permit 30
 - (i) transmission and reception of voice signals to and from said telecommunications network via said antenna,
 - (ii) transmission of information retrieved from said storage relating to an item or items selected from said database to a remote processing center via said 35

12

antenna and a said cellular telecommunications network, wherein said item or items are individually selected from said display screen from a display of one or more of said user selectable items, and

- (iii) reception of information relating to selectable items to said database from said remote processing center via said antenna and a said cellular telecommunications network;

said telephone comprising further limitations, wherein

- (H) said telephone includes a second sensor coupled to said storage, wherein said second sensor is a camera and is operable to capture data for said storage, wherein said data is or represents an image and wherein said camera is operable to capture a plurality of data for said storage for later access by a user from said storage; and

- (I) said display screen, first sensor, antenna and controller is additionally configured to permit said telephone to be operable:

- (i) to receive via said antenna a plurality of user selectable items where each item of said plurality corresponds to a product available for purchase by a user,
- (ii) to make a shopping selection, wherein a shopping selection is made by a user via individual selection of an item from said display screen from a plurality of user selectable items, via operation of the first sensor, and
- (iii) to transmit a shopping selection to a remote processing center, via transmitting data corresponding to said shopping selection, via said antenna,
- (iv) wherein subsequent to a said transmission said telephone receives from a remote processing center via said antenna for display on said display screen information for confirming a transmission of data corresponding to a shopping selection.

* * * * *