

EXHIBIT A

Manage Your Account
Enjoy secure and convenient access
to your account whenever you want.

[Residential customers >](#)
[Business customers >](#)



Residential
Local and long
distance, Internet,
wireless phone and
satellite TV—all for
your home
[Learn more >](#)

Small Business
Voice, Internet and
data services for
businesses and
home offices
[Learn more >](#)


Enterprise
Networking and
communications for:
- Business
- Government
- Wholesale
[Learn more >](#)

[AT&T Phone Store: Shop for home and small office electronics >](#)

Support You Can Count On

AT&T online tools help get you answers when you need them. Whether you have a billing question, need a phone line fixed, or want to move a service, you can rely on AT&T Online Customer Support. >

[Corporate Information](#) | [Customer Support](#) | [Contact Us](#)



YELLOWPAGES.COM



SEARCH



Learn more about the SBC and AT&T merger.



RESIDENTIAL: PRODUCTS & SERVICES | CUSTOMER CENTER | ASSISTANCE

415/570 -xxxx | [Change Your Location](#)

RESIDENTIAL SERVICES

FEATURED PRODUCTS

[CALLING PLANS](#)

[VOICE OVER IP](#)

[WIRELESS](#)

[INTERNET SERVICES](#)

[DIGITAL SATELLITE TV](#)

[BUNDLED SERVICES](#)

[PHONES & ACCESSORIES](#)

INTERNET SERVICES

- [DSL SERVICE](#)
- [DIAL-UP INTERNET](#)
- [VOICE OVER IP](#)

[LEARNING TO BROWSE INTERNET SERVICES](#)



REGISTER YOUR ONLINE ACCOUNT

Setting up an Online Account is free, easy and fast. [Learn More.](#)

- [Tour the Customer Center](#)
- [Sign Up for Online Billing](#)

ACCOUNT ACCESS

Former SBC customers: Log In at [AT&T Account Manager](#).

User ID (Phone No.)

██████████

Password

██████████

[Forgot your password?](#)

Remember my User ID

- [Go to Customer Center](#)
- [Contact Us](#)
- [Information & Answers](#)
- [Moving?](#)
- [Rates, Terms & Conditions](#)
- [Directory Assistance](#)

[Compare Our Products & Services](#)



Learn more about the SBC and AT&T merger.



RESIDENTIAL | PRODUCTS & SERVICES | CUSTOMER CENTER | ASSISTANCE

IMAGINE YOUR INTERNET CONNECTION ON 10 CUPS OF COFFEE.



- + [View All Plans](#)
- Check Availability
- 100 Mbps download
- 20 Mbps upload
- 1 year
- 100GB storage

10 REASONS WHY PEOPLE SWITCH TO AT&T DSL SERVICE

GO HIGH-SPEED WITH AT&T DSL SERVICE

AT&T DSL Service is available where you live. Find your service area. Then switch. Get up and online in 10 minutes and on the power of the AT&T DSL. AT&T DSL Service.

STANDARD PLAN



- \$29.95/mo. (includes tax and fees)
- Up to 10 Mbps download speed
- Up to 3 Mbps upload speed
- FREE modem and installation (60-day warranty)

\$29.95/MO.
FOR ONE FULL YEAR

[Learn More](#)

PREFERRED PLAN

- \$39.95/mo. (includes tax and fees)
- Up to 20 Mbps download speed
- Up to 6 Mbps upload speed
- FREE modem and installation (60-day warranty)

\$39.95/MO.
FOR ONE FULL YEAR

[Learn More](#)

[Compare Plans](#)

READY? SET? DSL. ORDER ONLINE NOW

CHECK AVAILABILITY

Enter your information below to see if AT&T DSL Service is available in your area.

Phone Number

Street Address (Do not include city or state)

ZIP Code

[SUBMIT](#)

1. DSL Service is available where you live. Find your service area. Then switch. Get up and online in 10 minutes and on the power of the AT&T DSL. AT&T DSL Service. 2. \$29.95/mo. (includes tax and fees). Up to 10 Mbps download speed. Up to 3 Mbps upload speed. FREE modem and installation (60-day warranty). 3. \$39.95/mo. (includes tax and fees). Up to 20 Mbps download speed. Up to 6 Mbps upload speed. FREE modem and installation (60-day warranty). 4. Service available in select areas. Availability subject to change without notice. 5. Service available in select areas. Availability subject to change without notice. 6. Service available in select areas. Availability subject to change without notice. 7. Service available in select areas. Availability subject to change without notice. 8. Service available in select areas. Availability subject to change without notice. 9. Service available in select areas. Availability subject to change without notice. 10. Service available in select areas. Availability subject to change without notice.

11. Service available in select areas. Availability subject to change without notice. 12. Service available in select areas. Availability subject to change without notice. 13. Service available in select areas. Availability subject to change without notice. 14. Service available in select areas. Availability subject to change without notice. 15. Service available in select areas. Availability subject to change without notice. 16. Service available in select areas. Availability subject to change without notice. 17. Service available in select areas. Availability subject to change without notice. 18. Service available in select areas. Availability subject to change without notice. 19. Service available in select areas. Availability subject to change without notice. 20. Service available in select areas. Availability subject to change without notice.



SEARCH

Learn more about the SBC and AT&T merger.



RESIDENTIAL | PRODUCTS & SERVICES | CUSTOMER CENTER | ASSISTANCE

AT&T DSL SERVICE AVAILABLE AT YOUR LOCATION

- 1 CHECK AVAILABILITY
- 2 PLACE YOUR DSL ORDER
- 3 CREATE ACCOUNT
- 4 PAYMENT AND REGISTRATION

SERVICE AVAILABILITY

AT&T DSL Service is available at your address.

You are now in a secure area.

SERVICE AVAILABLE

Check to see if the following AT&T DSL Service Plans are available at your address. Please enter the zip code and your address below. (Make appropriate changes.)

STEP 1: CHOOSE ONE OF OUR GREAT DSL PLANS

STANDARD PLAN

Standard 15Mbps

- 15Mbps download to all other AT&T DSL service areas.
- 1Mbps upload to all other AT&T DSL service areas.
- 24x7x365 service availability.

up to
50x faster
than dial-up*

PREFERRED PLAN

Preferred 20Mbps

- 20Mbps download to all other AT&T DSL service areas.
- 1Mbps upload to all other AT&T DSL service areas.
- 24x7x365 service availability.

up to
100x faster
than dial-up*

STEP 2: CHOOSE THE INSTALLATION YOU NEED

SELF-INSTALLATION

FREE

We'll send you our Installation Kit, which includes everything you need to self-install AT&T DSL Service on your computer: software, the DSL modem, and instructions. The Installation Kit is FREE (a \$149 value)¹. Once the kit arrives, just follow the simple, three-step process to install AT&T DSL Service on your computer.

PROFESSIONAL INSTALLATION

\$200

If you have a burglar alarm or more than 5 devices (telephones, fax machines, etc.) connected to the telephone line you will use for your DSL connection, or if you prefer not to install the DSL service yourself, you will need to schedule a time for professional installation.

Continue

NEED HELP WITH YOUR ORDER?

Want assistance to place your order? Call a DSL Specialist Monday - Friday, 9am - 5pm Central Time.

1. The first step in the process of creating a new product is to identify a market need. This involves conducting market research to determine what consumers are looking for and what their pain points are.

2. Once a market need is identified, the next step is to develop a concept for the product. This involves brainstorming ideas and creating a prototype to test the concept.

3. The third step is to conduct a feasibility study. This involves assessing the financial viability of the product, including estimating the costs of production and marketing, and determining the potential revenue.

4. The fourth step is to create a business plan. This involves outlining the business model, marketing strategy, and financial projections for the product.

5. The fifth step is to secure financing. This involves raising capital from investors or lenders to fund the production and marketing of the product.

6. The sixth step is to produce and launch the product. This involves manufacturing the product and distributing it to the market.

7. The seventh step is to monitor and evaluate the product's performance. This involves tracking sales, customer feedback, and market trends to determine the product's success and make any necessary adjustments.



SEARCH

Learn more about the SBC and AT&T merger.



RESIDENTIAL | PRODUCTS & SERVICES | CUSTOMERCENTER | ASSISTANCE

AT&T DSL SERVICE SUMMARY

1 CHECK AVAILABILITY 2 PLACE YOUR DSL ORDER 3 CREATE ACCOUNT 4 PAYMENT AND REGISTRATION

SERVICE AVAILABILITY

AT&T DSL Service is available at your address.

You are now in a secure area.

REVIEW YOUR ORDER

Please review the information below. If everything is correct, click on the "Continue" button at the bottom of the page.

ORDER SUMMARY

Plan: Standard Plan
Speed: Up to 1.5Mbps download speed
Monthly Fee: \$29.95¹
Installation: Free Self-Installation
Installation Kit: Free (\$149 value)¹

[Edit Your Order](#) [Continue](#)

NEED HELP WITH YOUR ORDER?

What's available
DSL Service
DSL Service
DSL Service
DSL Service
DSL Service

ADDITIONAL FEES

Standard DSL Service is available at your address. If you are not in a serviceable area, you will be charged the service activation fee. If you are in a serviceable area, you will be charged for installation and the monthly fee.

Standard DSL Service is available at your address. If you are not in a serviceable area, you will be charged the service activation fee. If you are in a serviceable area, you will be charged for installation and the monthly fee.

"No Show" Fee: You will be charged \$29.95 if you miss your scheduled appointment for installation of DSL Service.

EQUIPMENT

Installation of DSL Service includes DSL Service and DSL Service Installation Kit.
DSL Service includes DSL Service and DSL Service Installation Kit.
If you are not in a serviceable area, you will be charged the service activation fee and the monthly fee.

Standard DSL Service is available at your address. If you are not in a serviceable area, you will be charged the service activation fee. If you are in a serviceable area, you will be charged for installation and the monthly fee.

... ..



SEARCH



Learn more about the SBC and AT&T merger.



RESIDENTIAL | PRODUCTS & SERVICES | CUSTOMERCENTER | ASSISTANCE

AT&T DSL SERVICE SUMMARY

1 CHECK AVAILABILITY 2 PLACE YOUR DSL ORDER 3 CHOOSE ACCOUNT 4 PAYMENT AND REGISTRATION

SERVICE AVAILABILITY

AT&T DSL Service is available at your address.

You are now in a secure area.

REVIEW YOUR ORDER

Please review the information below. If you have any questions, please call 1-800-555-1234.

ORDER SUMMARY

Plan: Standard Plan
Speed: Up to 1.5Mbps download speed
Monthly Fee: **\$29.95¹**
Installation: **\$200 Professional Installation**
Installation Kit: **Free (\$149 value)¹**

[Edit Your Order](#) [Continue](#)

NEED HELP WITH YOUR ORDER?

Call 1-800-555-1234
Monday - Friday
9am - 5pm
Central Time

ADDITIONAL FEES

Service available only in select areas. A one-time fee of \$200 will be applied to activate service with a standard DSL line. This fee is included in the price of the service.

Standard DSL service is available at speeds up to 1.5Mbps. Actual speeds may vary. Service is available only in select areas. A one-time fee of \$200 will be applied to activate service with a standard DSL line. This fee is included in the price of the service.

One-time fee of \$200 will be applied to activate service with a standard DSL line. This fee is included in the price of the service.

EQUIPMENT

Installation is provided by AT&T DSL. Service available only in select areas. A one-time fee of \$200 will be applied to activate service with a standard DSL line. This fee is included in the price of the service.

1. The installation fee includes the cost of a standard DSL line. The actual price of the service may vary. Service is available only in select areas. A one-time fee of \$200 will be applied to activate service with a standard DSL line. This fee is included in the price of the service. Actual speeds may vary. Service is available only in select areas. A one-time fee of \$200 will be applied to activate service with a standard DSL line. This fee is included in the price of the service.

Copyright © 2000 by McGraw-Hill, Inc. All rights reserved. This book is a registered trademark of McGraw-Hill, Inc. in the United States and other countries. ISBN 0-07-000000-0



SEARCH



Learn more about the SBC and AT&T merger.



RESIDENTIAL: PRODUCTS & SERVICES | CUSTOMER CENTER | ASSISTANCE

CREATE YOUR ACCOUNT

1 2 3 CREATE ACCOUNT 4

SERVICE AVAILABILITY

AT&T DSL Service is available at your address.

You are now in a secure area.

CREATE YOUR ACCOUNT

Are you an existing AT&T Worldnet® Service Member?

Yes No

NEED HELP WITH YOUR ORDER?

We're available to assist you.
Call 1-800-820-8900
Monday - Friday
7am - 7pm
Central Time

ENTER YOUR BILLING ADDRESS

Please enter your name and billing address **exactly** as they appear on your local telephone bill. Items with an asterisk (*) are required.

*First Name:

M.I.:

*Last Name:

*Address 1:

Address 2:

*City:

*State:

*ZIP Code:

Phone Number:

(the line you will use for AT&T DSL Service)

*Contact Telephone Number:

*Contact E-mail Address:

ENTER YOUR SHIPPING ADDRESS

Same as Billing Address

Please note we cannot ship to a P.O. Box. Items with an asterisk (*) are required.

*Address 1:

Address 2:


*City:

*State:

*ZIP Code:

Continue

[Terms & Conditions](#) | [AT&T DSL Service Subscriber Agreement](#) | [Privacy Policy](#) | [Contact Us](#)
© 2006 AT&T Knowledge Ventures. All rights reserved.



PAYMENT AND REGISTRATION

1 2 3 4 PAYMENT AND REGISTRATION

SERVICE AVAILABILITY

AT&T DSL Service is available at your address.

You are now in a secure area.

ERROR

Sorry, there is a problem with your submission.

- No matching AT&T residential Long Distance or Local service Account could be found. Please refer to your AT&T residential phone bill and re-enter the information as it appears on your bill.

At this time, we are unable to add AT&T DSL Service to your current AT&T Phone Bill. Please enter your credit card information below and your AT&T DSL Service monthly charges will be billed to your credit card.

NEED HELP WITH YOUR ORDER?

We're available to assist you.
Call 1-800-820-8900

Please make sure that the information you enter below is exactly as it appears on your credit card statement. Your AT&T DSL Service charges will be billed to this credit card.

Credit Card:

Credit Number:

Expiration Date: /

Name on card:

Account Information:

First: M.I.:

Last:

Address Line 1:

Address Line 2:

City:

State:

Zip:

Area Code + Phone Number:

Please review your payment information carefully before clicking the Continue button. Processing may take a few seconds.

By providing this information, you agree that (i) you are more than 18 years old, (ii) you are authorized to use this credit card, and (iii) you will pay all charges applied by AT&T for your use of AT&T DSL Service to the credit card above in accordance with the card issuer agreement.



SEARCH

PAYMENT AND REGISTRATION

- 1 CHECK AVAILABILITY
- 2 PLACE YOUR ORDER
- 3 CREATE ACCOUNT
- 4 PAYMENT AND REGISTRATION

⚡ SERVICE AVAILABILITY

AT&T DSL Service is available at your address.



You are now in a secure area.

YOUR PAYMENT CHOICE

MY AT&T BILL

If you currently have Residential AT&T Local and/or Long Distance service, then you can add your AT&T DSL Service charges to your monthly phone bill.

MY CREDIT CARD

If you are not an AT&T customer, then you must pay by credit card. (Visa, MasterCard, American Express, or Discover @ Network.)

Continue

NEED HELP WITH YOUR ORDER?

WE'LL ANSWER ALL YOUR QUESTIONS. CALL 1-800-447-4637



SEARCH

PAYMENT AND REGISTRATION

1 CHECK AVAILABILITY 2 PLACE YOUR DSL ORDER 3 CREDIT ACCOUNT 4 PAYMENT AND REGISTRATION

== SERVICE AVAILABILITY

AT&T DSL Services available at your address.



You are now in a secure area.

YOUR PAYMENT CHOICE

MY AT&T BILL

If you currently have Residential AT&T Local and/or Long Distance service, then you can add your AT&T DSL Service charges to your monthly phone bill.


MY CREDIT CARD

If you are not an AT&T customer, then you must pay by credit card. (Visa, MasterCard, American Express, or Discover ® Network.)

Continue

NEED HELP WITH YOUR ORDER?

YES NO



PAYMENT AND REGISTRATION

1 2 3 4 PAYMENT AND REGISTRATION

SERVICE AVAILABILITY

AT&T DSL Service is available at your address.



You are now in a secure area.

ENTER YOUR BILLING INFORMATION

Please enter the following information EXACTLY as it appears on your AT&T bill:

First: M.I.:

Last:

Address Line 1:

Address Line 2:

City:

State:

Zip:

Area Code + Phone Number:

Please provide the last four digits of the Social Security Number of the person named above. (This information is used only to confirm identity in your dealings with AT&T.)

Last Four Digits of SSN:

Processing may take a few seconds.

[Continue](#)

NEED HELP WITH YOUR ORDER?

We're available to assist you.
Call 1-800-820-8900



SEARCH SERVICES

PAYMENT AND REGISTRATION

- 1 CHECK AVAILABILITY
- 2 PLACE YOUR DSL ORDER
- 3 CREATE ACCOUNT
- 4 PAYMENT AND REGISTRATION

SERVICE AVAILABILITY

AT&T DSL Service is available at your address.

You are now in a secure area.

E-MAIL ID AND PASSWORD SET-UP

CHOOSE YOUR E-MAIL ID

Please provide an e-mail ID for your AT&T DSL Service. The e-mail ID must be unique. It may be made up of letters, numbers, dashes, and periods. It will also be the name of your e-mail page. All e-mail IDs are in the AT&T Service Database. Please note that:

Your e-mail ID needs to:

- Start with a letter (A-Z)
- Contain either letters, numbers (0-9), dashes, or periods
- Be no more than 29 characters
- Be unique; your ID will be rejected if the same name is already in use

E-mail ID: @worldnet.att.net

CHOOSE A PASSWORD

Please choose your e-mail password. Letters, numbers, and dashes are permitted. Your password is unique information. All e-mail IDs are in your database. It may not contain numbers, dashes, or periods, and may not be a common password.

To ensure your security, your password must be:

- 8-16 letters or numbers with no spaces
- Not easy to guess

Your password may not be:

- Your first or last name
- Your e-mail address
- The word "password"
- A single repeated character (unless you combine cases, as in AAAAaaaa)

E-mail Password:

Processing may take a few seconds.

Continue

NEED HELP WITH YOUR ORDER?

Help is available for about you. Call 1-800-456-4567.

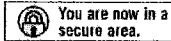


PAYMENT AND REGISTRATION

1 2 3 4 PAYMENT AND REGISTRATION

SERVICE AVAILABILITY

AT&T DSL Service is available at your address.



You are now in a secure area.

ORDER INFORMATION

Your E-Mail Address is: [REDACTED]

Your E-Mail Password is: [REDACTED]

Your Personal Home Page will be: [REDACTED]

WOULD YOU LIKE YOUR E-MAIL ID LISTED ON AnyWho?

AnyWho is an AT&T directory that lists phone numbers, addresses, maps, and directions for businesses and people in the U.S. and can be accessed at www.anywho.com.

List Me Don't List Me

SUBSCRIBER AGREEMENT

AT&T DSL SERVICE SUBSCRIBER AGREEMENT

Effective Date - May 2005

AT&T DSL Service Notice

Effective May 2005, AT&T DSL Service has updated the Subscriber Agreement to reflect changes to the Service. Please see Sections (2.c), (b.e), and (1.f) of this Agreement for such changes.

Please [click here](#) to print the AT&T DSL Service Subscriber Agreement from your browser.

Please read this information carefully. Before continuing with the Registration process, you must indicate your Agreement or Disagreement with the Subscriber Agreement. Click the Check Box stating you have read the Subscriber Agreement after you have done so.

I have read the Subscriber Agreement

Yes, I agree, Register Now I Do Not Agree

Processing may take a few seconds.

Continue



at home & on the go. Small & Medium Business Enterprise Business

AT HOME & ON THE GO: | SERVICES & SERVICES | CUSTOMER CENTER | ASSISTANCE

SEARCH

PAYMENT AND REGISTRATION

SERVICE AVAILABILITY

AT&T DSL Service is available at your address.

You are now in a service area.

THANK YOU FOR YOUR ORDER

Congratulations! You have successfully completed your order for AT&T DSL Service.

Important! Your order number is: **9904811**. With just a few more steps, you'll be on your way to high-speed Internet access.

HERE'S WHAT YOU NEED TO DO

- 1. PRINT THIS PAGE NOW.** It includes important information such as your order number, e-mail ID, and all the information you will need to log onto your new AT&T DSL Service account.
- Check your e-mail for messages from us regarding the status of your order.
- Look for your installation kit in the mail. When you receive it, follow the instructions for self or professional installation.

- Self-Installation:** As soon as you receive your kit, follow the easy, three-step process to install AT&T DSL Service on your computer. If you need installation support, call 1 866 596-8455 and select option 2.

- Professional Installation:** AT&T DSL Service has teamed up with Comcast to provide your AT&T DSL Service. If you request professional installation, we will set up an appointment for a Comcast technician to come set up your AT&T DSL Service, make sure it is running properly, and answer all of your questions. Please have your installation kit available because the technician will need this to complete your installation.

CONFIGURING YOUR COMPUTER

- Option 1:** Included in your Installation Kit will be everything you need to configure your computer. After you print this page, you can close this window.

- Option 2:** If you prefer to do it now, you can prepare your computer for AT&T DSL Service. [See instructions below.](#)

AT&T DSL SERVICE ACCOUNT SETTINGS

The following settings must be entered into your Internet programs in order to use the Service. If you use Microsoft Internet Explorer and Outlook Express, the DSL Settings Configuration Software will enter them automatically. If you use another browser, e-mail program, or Netscape reader, you must enter them yourself.

Note: Entering these settings yourself is time consuming and error-prone. We strongly suggest that you use the DSL Settings Configuration Program, which will enter the settings for you.

TO SET UP AT&T DSL SERVICE ACCESS:

Login ID / Authentication:

User Name:

Password / Authentication:

Key / Secret:

NEED HELP WITH YOUR ORDER?

We're available to assist you. Call 1-866-596-8455

Domain Name:	worldnet.att.net
EITHER use this...	
Domain Name Server:	Use "Server Assigned Name-Server Addresses" or a similar feature. (Preferred)
OR use these... if your network software cannot retrieve Domain Name Server settings automatically, use the following values:	
Primary Domain Name Server:	204.127.129.4
Secondary Domain Name Server:	12.102.244.4

TO CONFIGURE MAIL SERVICE:

E-mail / Reply-To Address:	[REDACTED]
Incoming (POP3) Mail Server:	ipostoffice.worldnet.att.net
POP3 Server Port:	995 (With secure SSL connections enabled)
POP3 User Name:	[REDACTED]
POP3 Password:	[REDACTED]
Outgoing (SMTP) Mail Server:	imailhost.worldnet.att.net
SMTP Server port:	465 (With secure SSL connections enabled)
SMTP User Name:	[REDACTED]
SMTP Password:	[REDACTED]

TO CONFIGURE INTERNET BROWSER:

Default Home Page:	http://www.att.net
--------------------	---------------------------

TO CONFIGURE INTERNET NEWSGROUPS:

Netnews / NNTP / Discussion Server:	inetnews.worldnet.att.net
Netnews Server port:	563 (With secure SSL connections enabled)
Netnews Access Name:	[REDACTED]
Netnews Access Password:	[REDACTED]

:: DOWNLOAD YOUR CONFIGURATION INFORMATION

The configuration software you are about to download will save information on your computer and configure Microsoft Internet Explorer and Microsoft Outlook Express. It will do the following:

- **Prepare your computer for AT&T DSL Service.** Note: You will only be able to access AT&T DSL Service AFTER you receive the Installation Kit in the mail containing the CD for installing AT&T DSL Service. Order and shipment status will be sent to your AT&T DSL e-mail ID.
- **Set up your computer to allow you to access your AT&T DSL e-mail ID using any Internet connection prior to final installation of AT&T DSL Service.** To access this e-mail ID, you can use Microsoft Outlook Express once you have downloaded and installed the configuration software.

Two options will be presented when you click the DOWNLOAD NOW button. Choose the one that suits your needs:

1. Open the file from the Web. The program will configure the computer

you are using right now.

2. Save the file to your computer, and then run it. You can also copy the file to any other computer you would like to configure for AT&T DSL Service.

 [Download Now](#)