

**Bressler Decl. In Support of
Apple's Opp. to Samsung's
Mot. For Summary
Judgment**

Ex. 65



US00D555131S

(12) **United States Design Patent**
Kim et al.

(10) **Patent No.:** **US D555,131 S**

(45) **Date of Patent:** **** Nov. 13, 2007**

(54) **MOBILE PHONE**

(75) Inventors: **Young Se Kim**, Palo Alto, CA (US);
Young Ju Yeo, Seoul (KR); **Chang**
Hwan Hwang, Kyunggi-do (KR)

(73) Assignee: **Samsung Electronics Co., Ltd.** (KR)

(**) Term: **14 Years**

(21) Appl. No.: **29/259,771**

(22) Filed: **May 15, 2006**

(51) **LOC (8) Cl.** **14-03**

(52) **U.S. Cl.** **D14/138**

(58) **Field of Classification Search** D14/137,
D14/138, 147, 218, 341-347, 496; 455/90.3,
455/556.1, 556.2, 575.1, 575.3, 575.4; 379/433.01-433.13;
361/814; 348/14.02

See application file for complete search history.

(56) **References Cited**

U.S. PATENT DOCUMENTS

D485,267	S	*	1/2004	Chien	D14/346
D498,736	S	*	11/2004	Lee	D14/138
D498,754	S	*	11/2004	Blyth	D14/341
D515,544	S	*	2/2006	Kim et al.	D14/138
D521,023	S	*	5/2006	Kim et al.	D14/496
D525,610	S	*	7/2006	Kim et al.	D14/138
D526,986	S	*	8/2006	Kim	D14/138
D527,000	S	*	8/2006	Hong et al.	D14/346
D527,717	S	*	9/2006	Kim	D14/138
7,107,018	B2	*	9/2006	Jellicoe	455/90.3
D530,699	S	*	10/2006	Lee et al.	D14/138
D531,607	S	*	11/2006	Kim et al.	D14/138
D531,609	S	*	11/2006	Kim et al.	D14/138
D531,612	S	*	11/2006	Kim et al.	D14/138
D531,977	S	*	11/2006	Kim et al.	D14/138
D532,766	S	*	11/2006	Lee	D14/138
7,136,686	B2	*	11/2006	Fujii et al.	455/575.3

D533,531	S	*	12/2006	Hyun et al.	D14/138
D533,532	S	*	12/2006	Kim et al.	D14/138
D534,888	S	*	1/2007	Kim et al.	D14/138
D535,968	S	*	1/2007	Lee	D14/138
2006/0154705	A1	*	7/2006	Kim	455/575.4
2007/0060072	A1	*	3/2007	Sung et al.	455/90.3

OTHER PUBLICATIONS

LG KU950, announced Feb. 2007, [online], [retrieved on Feb. 20, 2007]. Retrieved from Internet ,<URL: <http://www.gsmarena.com>>.*

* cited by examiner

Primary Examiner—Jeffrey Asch

Assistant Examiner—Bridget L. Eland

(74) *Attorney, Agent, or Firm*—Irving Keschner

(57) **CLAIM**

The ornamental design for mobile phone, as shown.

DESCRIPTION

FIG. 1 is a perspective view of the ornamental design of the present invention;

FIG. 2 is a front elevational view of the ornamental design of the present invention;

FIG. 3 is a rear elevational view of the ornamental design of the present invention;

FIG. 4 is a left side elevational view of the ornamental design of the present invention;

FIG. 5 is a right side elevational view of the ornamental design of the present invention;

FIG. 6 is a top plan view of the ornamental design of the present invention; and,

FIG. 7 is a bottom view of the ornamental design of the present invention.

1 Claim, 5 Drawing Sheets

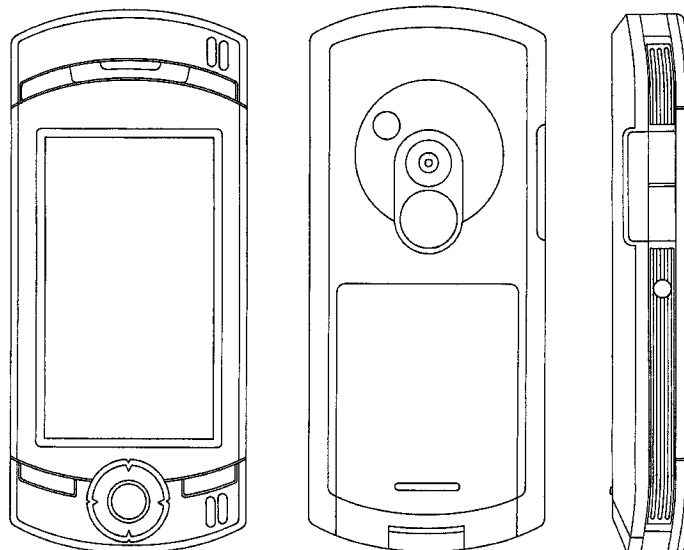


FIG. 1

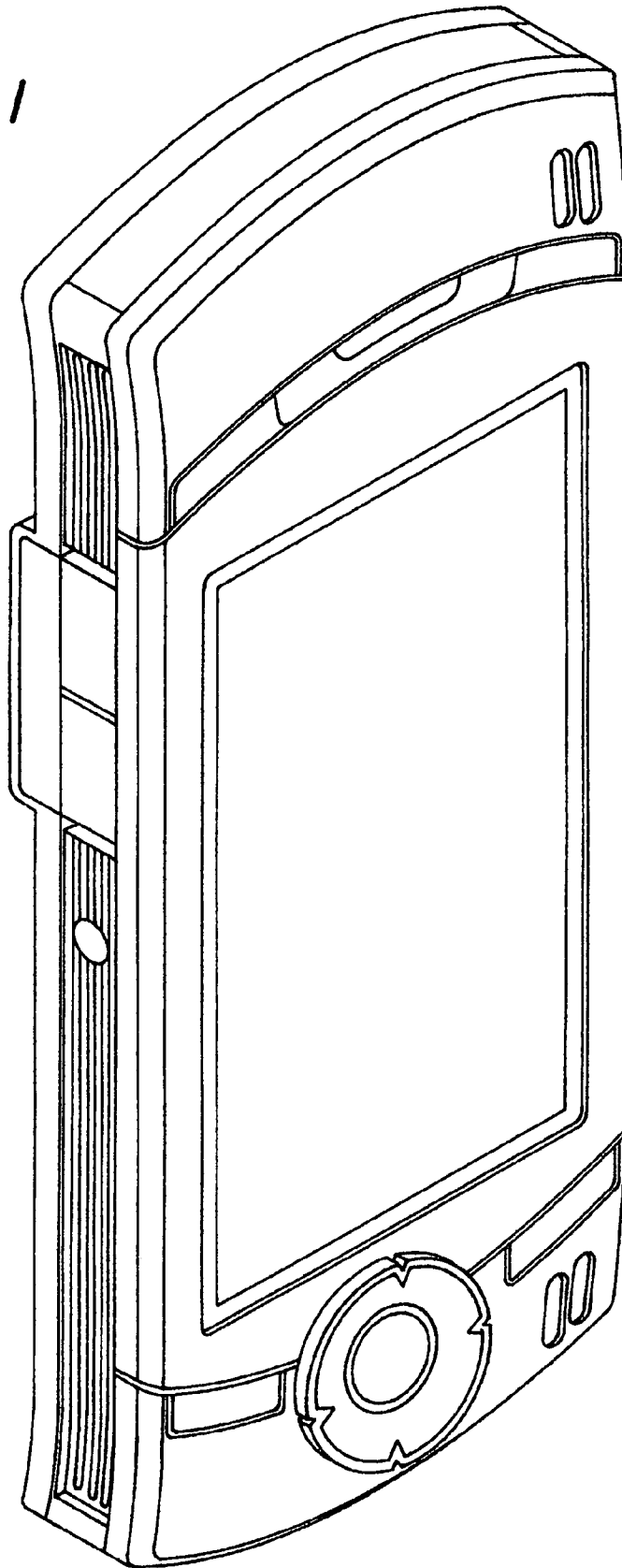


FIG. 2




FIG. 3

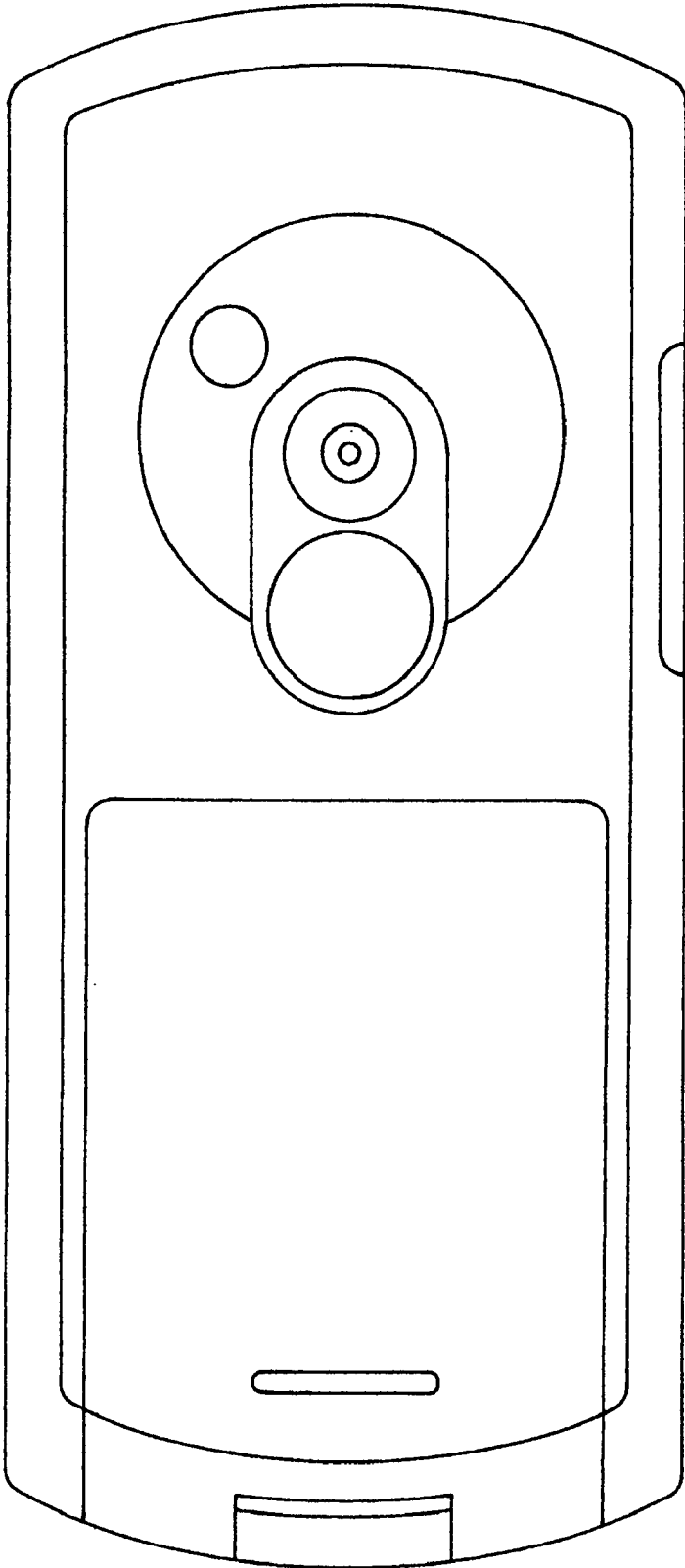


FIG. 4

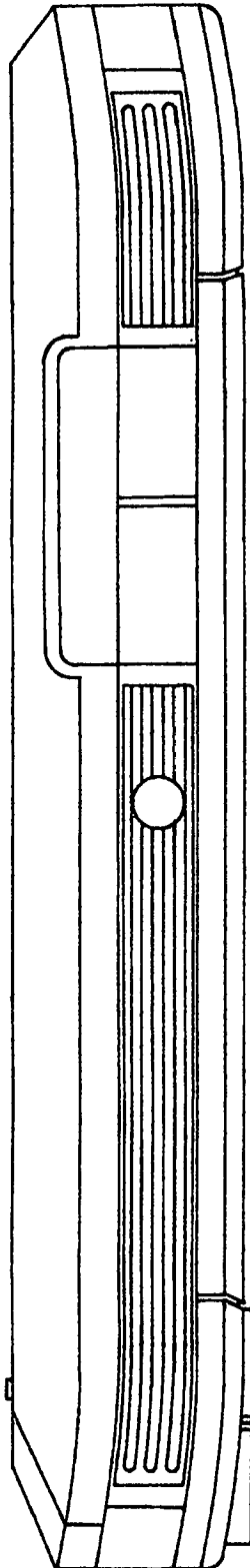


FIG. 5

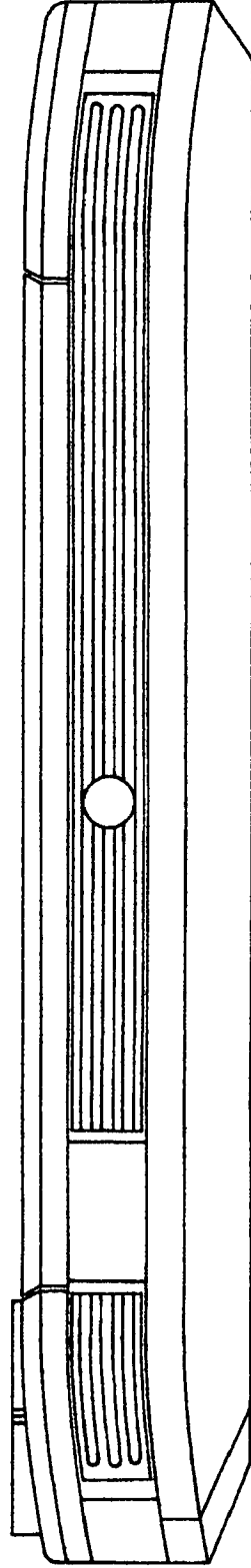


FIG. 6




FIG. 7

