

Exhibit 5

D 7306757



THE UNITED STATES OF AMERICA

TO ALL TO WHOM THESE PRESENTS SHALL COME:

UNITED STATES DEPARTMENT OF COMMERCE
United States Patent and Trademark Office

July 19, 2011

THIS IS TO CERTIFY THAT ANNEXED HERETO IS A TRUE COPY FROM
THE RECORDS OF THIS OFFICE OF:

U.S. PATENT: *D504,889*

ISSUE DATE: *May 10, 2005*

By Authority of the
Under Secretary of Commerce for Intellectual Property
and Director of the United States Patent and Trademark Office



M. TARVER
Certifying Officer



US00D504889S

(12) **United States Design Patent** (10) **Patent No.:** **US D504,889 S**
Andre et al. (45) **Date of Patent:** **** May 10, 2005**

(54) **ELECTRONIC DEVICE**

D396,452 S * 7/1998 Naruki D14/424
D451,505 S * 12/2001 Iseki et al. D14/341
D453,333 S * 2/2002 Chen D14/374
D458,252 S * 6/2002 Palm et al. D14/343

(75) Inventors: **Bartley K. Andre**, Menlo Park, CA (US); **Daniel J. Coster**, San Francisco, CA (US); **Daniele De Iullis**, San Francisco, CA (US); **Richard P. Howarth**, San Francisco, CA (US); **Jonathan P. Ive**, San Francisco, CA (US); **Steve Jobs**, Palo Alto, CA (US); **Shin Nishibori**, San Francisco, CA (US); **Duncan Robert Kerr**, San Francisco, CA (US); **Matthew Dean Rohrbach**, San Francisco, CA (US); **Douglas B. Satzger**, Menlo Park, CA (US); **Calvin Q. Seid**, Palo Alto, CA (US); **Christopher J. Stringer**, Portola Valley, CA (US); **Eugene Anthony Whang**, San Francisco, CA (US); **Rico Zörkendörfer**, San Francisco, CA (US)

OTHER PUBLICATIONS

Andre et al., U.S. Appl. No. 29/180,558 entitled "Electronic Device", filed Mar. 17, 2004.
"HP Compaq Tablet PC tc1100", downloaded Aug. 27, 2004.
"Tablet PC V1100", downloaded Aug. 27, 2004.
"ViewPad 1000", downloaded Aug. 27, 2004.

* cited by examiner

Primary Examiner—Freda S. Nunn
(74) *Attorney, Agent, or Firm*—Beyer Weaver & Thomas, LLP

(73) Assignee: **Apple Computer, Inc.**, Cupertino, CA (US)

(57) **CLAIM**

We claim the ornamental design for an electronic device, substantially as shown and described.

(**) Term: **14 Years**

DESCRIPTION

(21) Appl. No.: **29/201,636**

FIG. 1 is a top perspective view of an electronic device in accordance with the present design;
FIG. 2 is a bottom perspective view thereof;
FIG. 3 is a top view thereof;
FIG. 4 is a bottom view thereof;
FIG. 5 is a left side view thereof;
FIG. 6 is a right side view thereof;
FIG. 7 is an upper side view thereof;
FIG. 8 is a lower side view thereof; and,
FIG. 9 is an exemplary diagram of the use of the electronic device thereof the broken lines being shown for illustrative purposes only and form no part of the claimed design.

(22) Filed: **Mar. 17, 2004**

(51) LOC (7) Cl. **14-02**

(52) U.S. Cl. **D14/341**

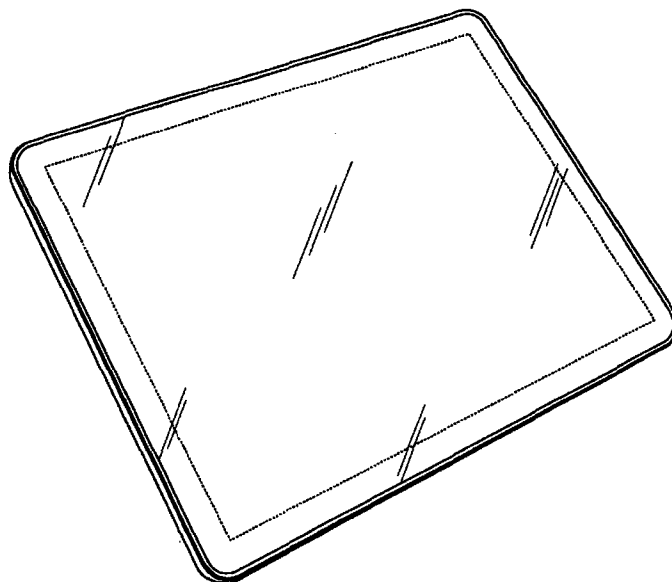
(58) **Field of Search** D14/341-346,
D14/374, 424; D19/26, 59, 60; 345/104,
156, 168, 173; 434/307 R, 308, 309, 317;
178/18.03; 349/12

(56) **References Cited**

U.S. PATENT DOCUMENTS

D345,346 S * 3/1994 Alfonso et al. D14/341

1 Claim, 4 Drawing Sheets



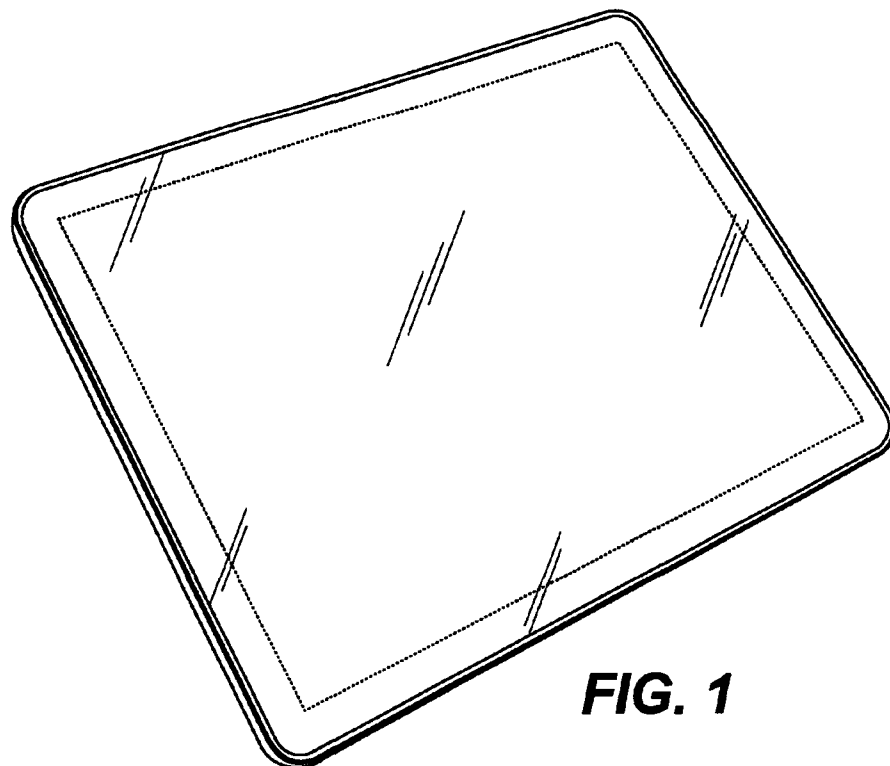


FIG. 1

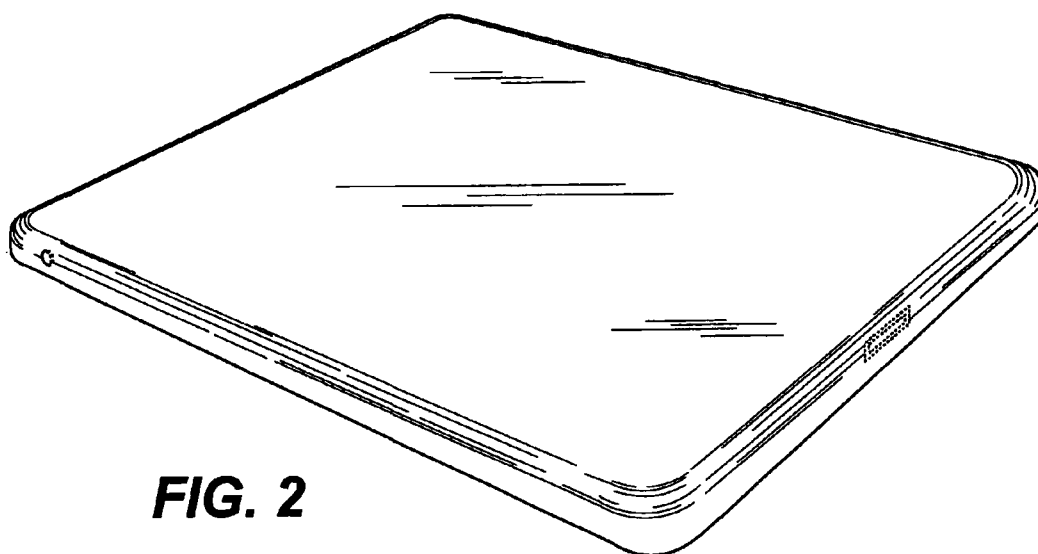


FIG. 2

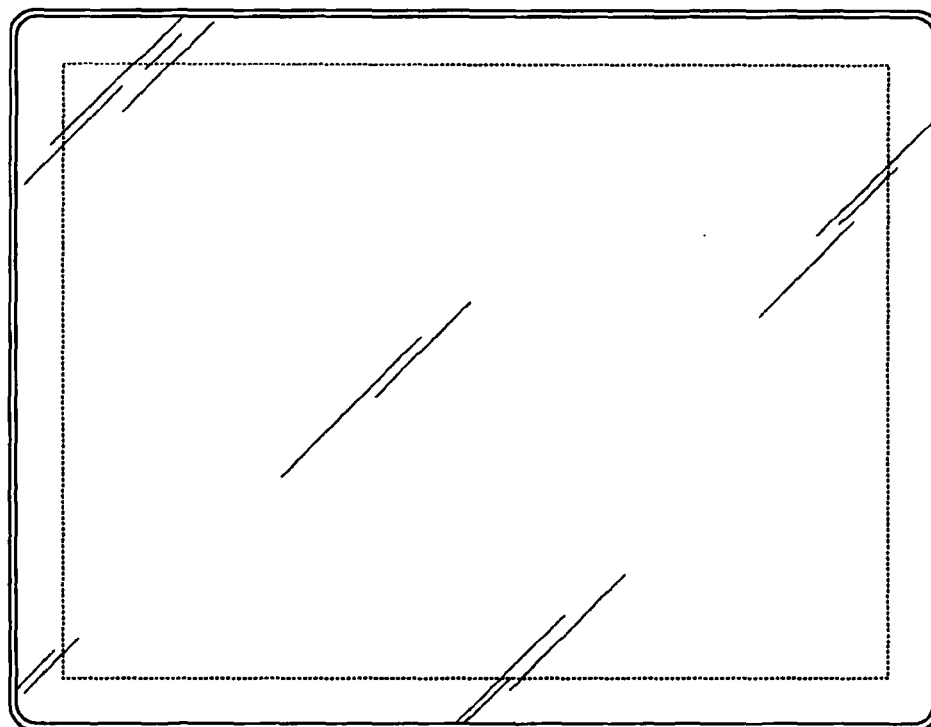


FIG. 3




FIG. 4



FIG. 5




FIG. 6




FIG. 7



FIG. 8



FIG. 9