

EXHIBIT 2



US00D500037S

(12) **United States Design Patent** (10) Patent No.: **US D500,037 S**
Ozolins et al. (45) Date of Patent: **** *Dec. 21, 2004**

(54) **BEZEL-LESS FLAT PANEL DISPLAY**

FOREIGN PATENT DOCUMENTS

(75) Inventors: **Helmars E. Ozolins**, Orient, NY (US);
Masamichi Udagawa, New York, NY
(US); **Alfonso Castagna**, Etobicoke
(CA); **Christopher J. H. Stewart**,
Toronto (CA); **Alexander Chong**,
Thornhill (CA); **Sigrid G. Moeslinger**,
New York, NY (US)

JP 3-291722 12/1991
JP 10-55165 2/1998
JP 11-271730 10/1999

OTHER PUBLICATIONS

SMARTGLAS Mounting Options, <http://www.pixelvision.com/sgmount.htm>, dated Sep. 8, 1998, pp. 1-4.
SMARTGLAS System Components, <http://www.pixelvision.com/sgcomp.htm>, dated Sep. 8, 1998, pp. 1-3.
Bloomberg LP, "The BLOOMBERG® Flat Panel," brochure, Copyright 2000, 4 pages.
NexTag, "Peerless Industries Peerless Jumbo 2000 Wall Mount—JMW2650/FOR 25-27 Inch Monitors/Adjustable Tilt Up to 30 Degrees/Black Fused Epoxy Finish—Compare Prices," Copyright 1999-2000, 5 pages.

(73) Assignee: **Bloomberg LP**, New York, NY (US)

(*) Notice: This patent is subject to a terminal disclaimer.

(**) Term: **14 Years**

(21) Appl. No.: **29/166,842**

(22) Filed: **Sep. 3, 2002**

(51) **LOC (7) Cl.** **14-02**

(52) **U.S. Cl.** **D14/375**

(58) **Field of Search** D14/371-376,
D14/125-129; 248/917-924; 349/12, 1,
2, 11, 62; 345/104, 156, 168, 173, 901-905,
87, 1.1, 1.3; 348/180, 184, 325, 739, 383;
361/681; 340/815.52

Primary Examiner—Freda S. Nunn

(74) *Attorney, Agent, or Firm*—Brown Raysman Millstein Felder & Steiner

(57) **CLAIM**

We claim the ornamental design for a bezel-less flat panel display, as shown and described.

DESCRIPTION

FIG. 1 is a front perspective view of our design for a bezel-less flat panel display.

FIG. 2 is a rear perspective view thereof.

FIG. 3 is an exploded front perspective view thereof.

FIG. 4 is a front elevation thereof.

FIG. 5 is a rear elevation thereof.

FIG. 6 is a right side view thereof. The left and right sides of our design are mirror images of each other.

FIG. 7 is a top view thereof; and,

FIG. 8 is a bottom view thereof.

The broken lines are shown in the views for illustrative purposes only and form no part of the claimed design.

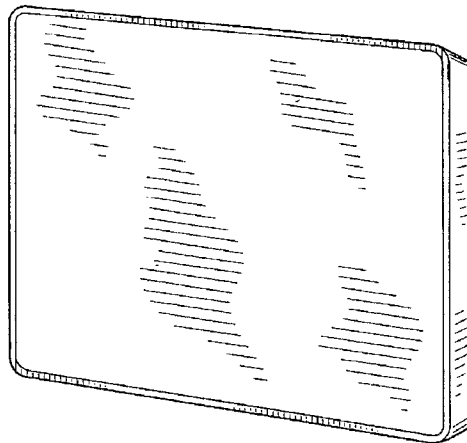
(56) **References Cited**

U.S. PATENT DOCUMENTS

D278,820 S	5/1985	Woodhall	
D305,646 S	1/1990	Kato et al.	
D305,647 S	1/1990	Kato et al.	
5,076,524 A	12/1991	Reh et al.	
5,122,941 A	6/1992	Gross et al.	
5,224,861 A	7/1993	Glass et al.	
D340,235 S	10/1993	Robak et al.	
D363,476 S	* 10/1995	Oyama et al.	D14/374
5,673,170 A	9/1997	Register	
5,687,939 A	11/1997	Moscovitch	
D395,041 S	6/1998	Leveridge et al.	
D395,298 S	6/1998	Rosen	

(List continued on next page.)

1 Claim, 4 Drawing Sheets



U.S. PATENT DOCUMENTS

D404,026 S	1/1999	Hasegawa	6,233,138 B1	5/2001	Osgood	
5,904,328 A	5/1999	Leveridge et al.	6,265,986 B1 *	7/2001	Oka et al.	340/815.52
5,918,841 A	7/1999	Sweere et al.	6,276,655 B1	8/2001	Byoun	
5,949,643 A	9/1999	Batio	6,343,006 B1	1/2002	Moscovitch et al.	
6,015,120 A	1/2000	Sweere et al.	D458,257 S	6/2002	Rosen et al.	
6,019,332 A	2/2000	Sweere et al.	D458,603 S	6/2002	Lee	
D422,575 S *	4/2000	Tikhonski et al.	D458,604 S	6/2002	Ma et al.	
D425,036 S	5/2000	Copus et al.	D458,927 S	6/2002	Wang et al.	
6,061,104 A	5/2000	Evanicky et al.	6,449,143 B2	9/2002	Rooyakkers et al.	
6,094,340 A	7/2000	Min	6,575,419 B1	6/2003	Masuda et al.	
RE36,978 E	12/2000	Moscovitch	2002/0011544 A1	1/2002	Bosson	
6,189,842 B1	2/2001	Bergeron Gull et al.	2002/0020792 A1	2/2002	Lee	
6,212,068 B1	4/2001	Rooyakkers et al.	2002/0130981 A1	9/2002	Ma et al.	
6,216,989 B1	4/2001	Shioya et al.	2002/0149906 A1	10/2002	Ichimura	

* cited by examiner

FIG. 1

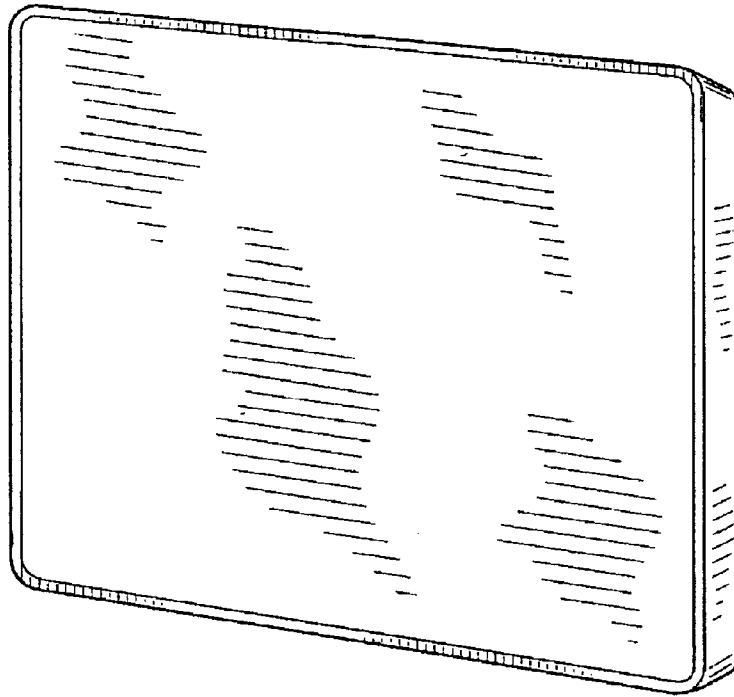


FIG. 2

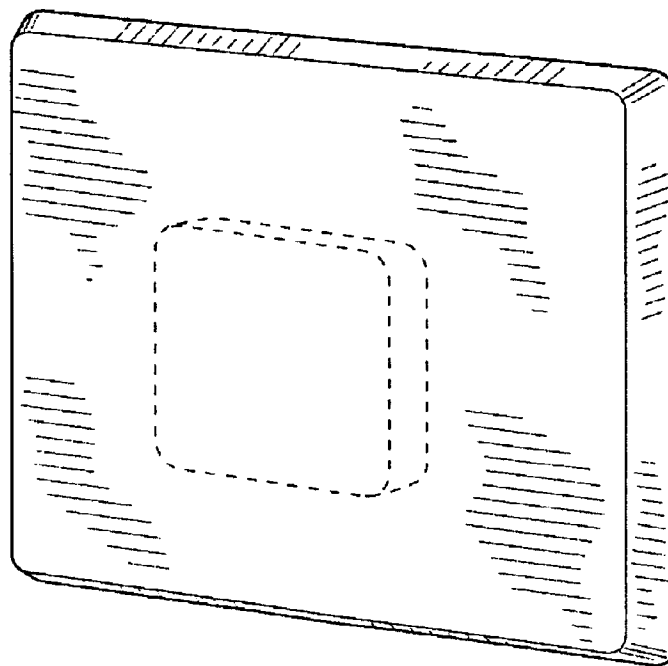


FIG. 3

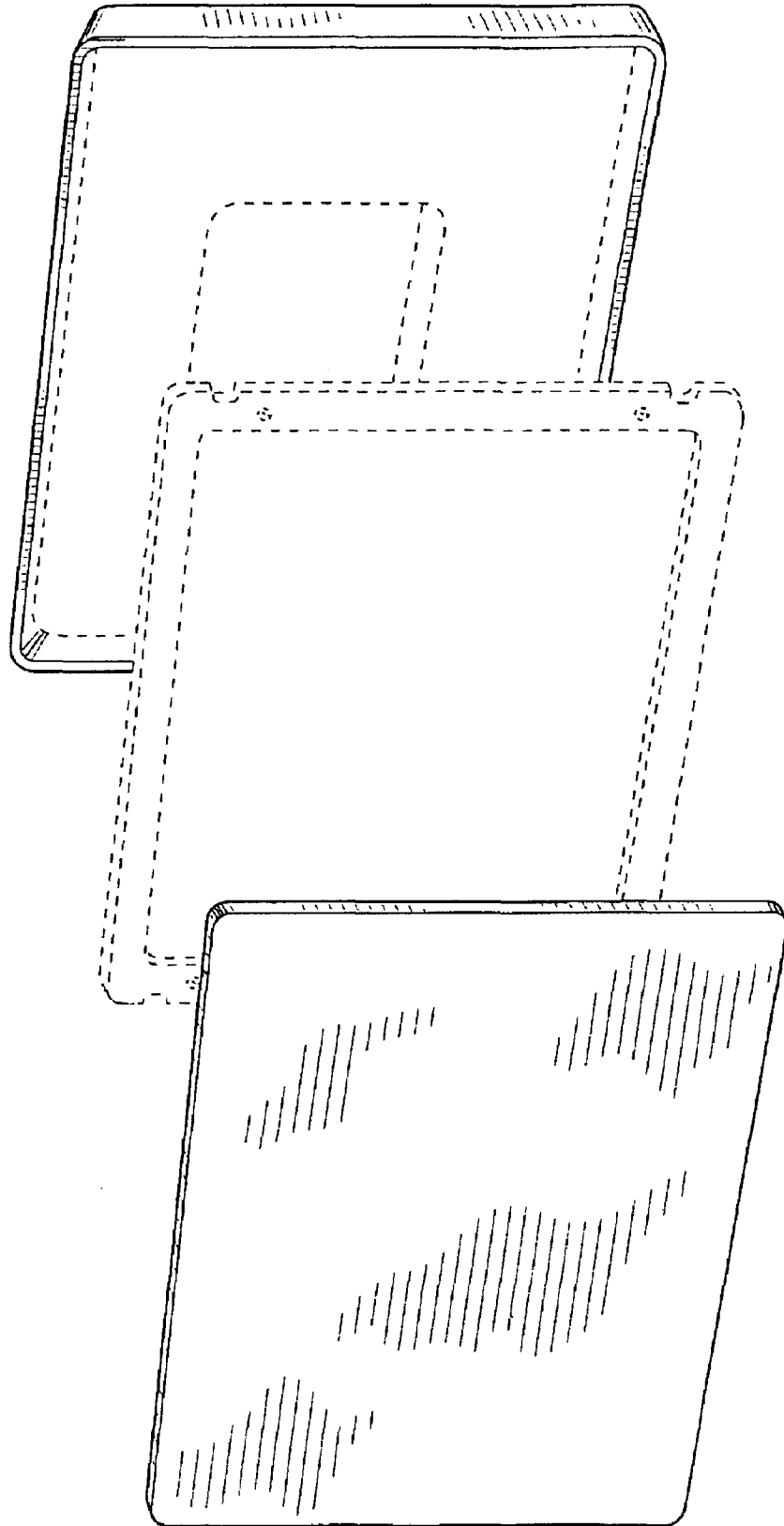


FIG. 4




FIG. 5

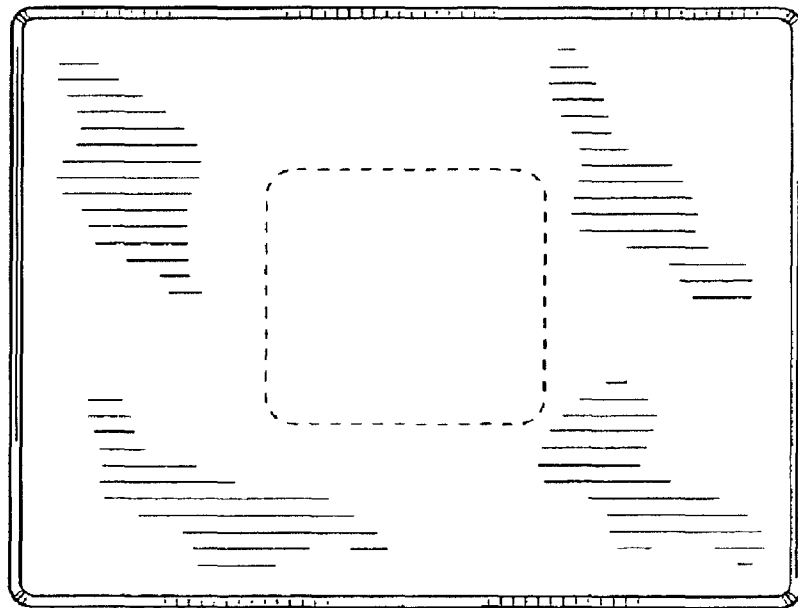


FIG. 6


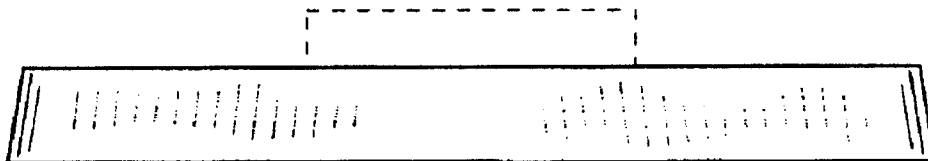


FIG. 7



UNITED STATES PATENT AND TRADEMARK OFFICE
CERTIFICATE OF CORRECTION

PATENT NO. : Des. 500,037 S
DATED : December 21, 2004
INVENTOR(S) : Helmars E. Ozolins et al.

Page 1 of 1

It is certified that error appears in the above-identified patent and that said Letters Patent is hereby corrected as shown below:

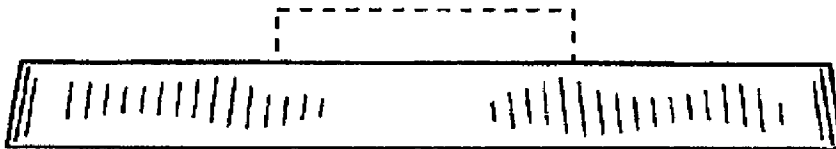
Title page.

Under Item [57], **ABSTRACT**, change "4 Drawing sheets" to read -- 5 Drawing sheets --.

Drawings.

After Fig. 7 of sheet 4, add Fig. 8:

FIG. 8



Signed and Sealed this

Twenty-ninth Day of March, 2005

A handwritten signature in black ink, reading "Jon W. Dudas". The signature is written in a cursive style and is placed on a rectangular background with a fine grid pattern.

JON W. DUDAS

Director of the United States Patent and Trademark Office