

# EXHIBIT 36



US00D602014S

(12) **United States Design Patent** (10) **Patent No.:** **US D602,014 S**  
**Andre et al.** (45) **Date of Patent:** **\*\* Oct. 13, 2009**

(54) **ELECTRONIC DEVICE**

(75) Inventors: **Bartley K. Andre**, Menlo Park, CA (US); **Daniel J. Coster**, San Francisco, CA (US); **Daniele De Iuliis**, San Francisco, CA (US); **Richard P. Howarth**, San Francisco, CA (US); **Jonathan P. Ive**, San Francisco, CA (US); **Steve Jobs**, Palo Alto, CA (US); **Duncan Robert Kerr**, San Francisco, CA (US); **Shin Nishibori**, Portola Valley, CA (US); **Matthew Dean Rohrbach**, San Francisco, CA (US); **Peter Russell-Clarke**, San Francisco, CA (US); **Douglas B. Satzger**, Menlo Park, CA (US); **Calvin Q. Seid**, Palo Alto, CA (US); **Vincent Keane Seid**, legal representative, Los Gatos, CA (US); **Christopher J. Stringer**, Woodside, CA (US); **Eugene Antony Whang**, San Francisco, CA (US); **Rico Zorkendorfer**, San Francisco, CA (US)

(73) Assignee: **Apple Inc.**, Cupertino, CA (US)

(\*\*) Term: **14 Years**

(21) Appl. No.: **29/284,187**

(22) Filed: **Aug. 31, 2007**

(51) **LOC (9) Cl.** ..... **14-02**

(52) **U.S. Cl.** ..... **D14/341**

(58) **Field of Classification Search** ..... D14/341-347, D14/420, 426, 427, 432, 439-441, 448, 496, D14/125, 129-130, 137, 138, 147, 156, 218, D14/247-248, 250, 389; D10/65, 104; D18/6-7; D21/329, 686; D6/596, 601, 605; 455/90.3, 455/6.1, 556.2, 575.1, 575.3, 575.4; 379/433.01, 379/433.04, 433.06, 433.07; 361/814; 341/22; 345/169; 346/173

See application file for complete search history.

(56) **References Cited**

U.S. PATENT DOCUMENTS

D289,873 S 5/1987 Gemmell et al.

(Continued)

FOREIGN PATENT DOCUMENTS

EM 000569157-0005 5/2006

(Continued)

OTHER PUBLICATIONS

Samsung F700, announced Feb. 2007, [online], [retrieved on FEB. 8, 2007]. Retrieved from Internet, <http://www.gsmarena.com>.

(Continued)

*Primary Examiner*—Cathron C Brooks

*Assistant Examiner*—Barbara Fox

(74) *Attorney, Agent, or Firm*—Sterne, Kessler, Goldstein & Fox P.L.L.C.

(57) **CLAIM**

The ornamental design for an electronic device, as shown and described.

**DESCRIPTION**

FIG. 1 is a front perspective view of an electronic device showing our new design;

FIG. 2 is a rear perspective thereof;

FIG. 3 is a front view thereof;

FIG. 4 is a rear view thereof;

FIG. 5 is a left side view thereof;

FIG. 6 is right side view thereof;

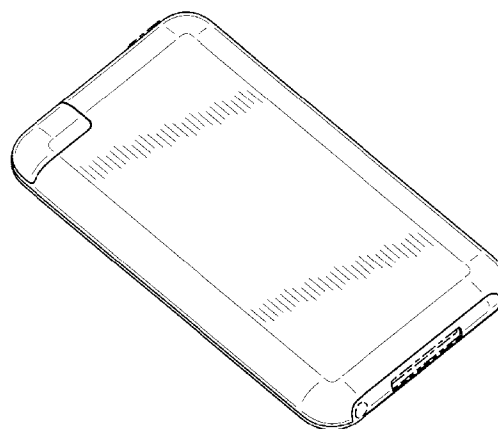

FIG. 7 is a top plan view thereof;

FIG. 8 is a bottom plan view thereof; and,

FIG. 9 is an enlarged elevational view of a representative corner of the electronic device.

The broken line showing of portions of the electronic device are for the purpose of illustrating environmental structure and form no part of the claimed design.

**1 Claim, 5 Drawing Sheets**



U.S. PATENT DOCUMENTS

D337,569 S 7/1993 Kando  
 D340,917 S \* 11/1993 Sakaguchi et al. .... D14/345  
 D346,793 S \* 5/1994 Iino et al. .... D14/341  
 D424,535 S 5/2000 Peltola  
 D456,023 S 4/2002 Andre et al.  
 D478,310 S \* 8/2003 Andre et al. .... D13/110  
 D489,731 S 5/2004 Huang  
 D498,754 S 11/2004 Blyth  
 D499,423 S 12/2004 Bahroocha et al.  
 D502,173 S 2/2005 Jung et al.  
 D504,889 S 5/2005 Andre et al.  
 D505,950 S 6/2005 Summit et al.  
 D507,003 S 7/2005 Pai et al.  
 D514,121 S 1/2006 Johnson  
 D514,590 S 2/2006 Naruki  
 D519,116 S 4/2006 Tanaka et al.  
 D519,523 S 4/2006 Chiu et al.  
 D520,020 S 5/2006 Senda et al.  
 D527,379 S \* 8/2006 Oe et al. .... D14/248  
 D528,542 S 9/2006 Luminosu et al.  
 D528,561 S 9/2006 Ka-Wei et al.  
 D529,045 S 9/2006 Shin  
 D532,791 S \* 11/2006 Kim ..... D14/203.7  
 D534,143 S 12/2006 Lheem  
 D535,281 S 1/2007 Yang  
 D536,691 S \* 2/2007 Park ..... D14/138 AD  
 D538,822 S 3/2007 Andre et al.  
 D539,815 S \* 4/2007 Lai et al. .... D14/203.7  
 D541,298 S 4/2007 Andre et al.  
 D541,299 S 4/2007 Andre et al.  
 D546,313 S 7/2007 Lheem  
 D548,732 S 8/2007 Cebe et al.  
 D548,747 S 8/2007 Andre et al.  
 D556,211 S 11/2007 Howard  
 D557,238 S 12/2007 Kim  
 D558,756 S 1/2008 Andre et al.  
 D558,757 S 1/2008 Andre et al.  
 D558,758 S 1/2008 Andre et al.  
 D558,792 S 1/2008 Chigira  
 D559,220 S \* 1/2008 Lee et al. .... D14/138 AD  
 D560,192 S \* 1/2008 Lee et al. .... D14/138 AD  
 D560,683 S 1/2008 Lee  
 D560,686 S 1/2008 Kim  
 D561,153 S 2/2008 Hong et al.  
 D561,204 S 2/2008 Toh  
 D561,782 S 2/2008 Kim  
 D562,285 S \* 2/2008 Lim ..... D14/138 G  
 D563,432 S 3/2008 Kim  
 D563,929 S 3/2008 Park  
 D565,596 S \* 4/2008 Kim ..... D14/496  
 D565,599 S \* 4/2008 Jang et al. .... D14/496  
 D567,819 S \* 4/2008 Devericks et al. .... D14/496  
 D569,830 S \* 5/2008 Kwak ..... D14/138 AD  
 D570,346 S \* 6/2008 Suk et al. .... D14/341  
 D570,839 S \* 6/2008 Hofer et al. .... D14/341

D581,385 S \* 11/2008 Park et al. .... D14/138 R  
 2005/0130715 A1 6/2005 Fujisawa  
 2006/0281501 A1 12/2006 Zuo et al.  
 2006/0284848 A1 \* 12/2006 Lin ..... 345/169  
 2007/0082718 A1 4/2007 Yoon et al.  
 2008/0004085 A1 1/2008 Jung et al.

FOREIGN PATENT DOCUMENTS

KR 30-0452432 7/2007

OTHER PUBLICATIONS

Philips S900, announced Jun. 2006, [online], [retrieved on Feb. 20, 2007]. Retrieved from Internet, <http://www.gsmarena.com>.  
 LG KE850 Prada, announced Jan. 2007, [online], [retrieved on Feb. 20, 2007]. Retrieved from Internet, <http://www.gsmarena.com>.  
 Apple iPhone, announced Jan. 2007, [online], [retrieved on Mar. 12, 2007]. Retrieved from Internet, <http://www.gsmarena.com>.  
 Tinnos PDA, posted May 19, 2006, [online], [retrieved on Aug. 22, 2007]. Retrieved from Internet, <http://www.mobilewhack.com>.  
 Meizu M8, posted Jan. 29, 2007, [online], [retrieved on Sep. 13, 2007]. Retrieved from Internet, <http://www.engadget.com>.  
 iPod U2 Special Edition, downloaded from [http://ipod.wikia.com/wiki/iPod\\_U2\\_Special\\_Edition](http://ipod.wikia.com/wiki/iPod_U2_Special_Edition), Oct. 2004.  
 "Apple Introduces the U2 iPod," Apple Corporation press Release, <http://www.apple.com/pr/library/2004/oct/26u2ipod.html>, Oct. 26, 2004.  
 U.S. Appl. No. 29/270,887, Andre et al., Electronic Device, filed Jan. 08, 2007.  
 U.S. Appl. No. 29/282,831, Andre et al., Electronic Device, filed Jul. 30, 2007.  
 U.S. Appl. No. 29/282,832, Andre et al., Electronic Device, filed Jul. 30, 2007.  
 U.S. Appl. No. 29/282,833, Andre et al., Electronic Device, filed Jul. 30, 2007.  
 U.S. Appl. No. 29/282,834, Andre et al., Electronic Device, filed Jul. 30, 2007.  
 U.S. Appl. No. 29/284,188, Andre et al., Electronic Device, filed Aug. 31, 2007.  
 U.S. Appl. No. 29/284,269, Andre et al., Electronic Device, filed Sep. 4, 2007.  
 U.S. Appl. No. 29/284,271, Andre et al., Electronic Device, filed Sep. 4, 2007.  
 U.S. Appl. No. 29/284,272, Andre et al., Electronic Device, filed Sep. 5, 2007.  
 U.S. Appl. No. 29/284,276, Andre et al., Electronic Device, filed Sep. 5, 2007.  
 U.S. Appl. No. 29/284,288, Andre et al., Electronic Device, filed Sep. 5, 2007.  
 U.S. Appl. No. 29/284,308, Andre et al., Electronic Device, filed Sep. 5, 2007.  
 U.S. Appl. No. 29/284,310, Andre et al., Electronic Device, filed Sep. 5, 2007.  
 U.S. Appl. No. 29/284,312, Andre et al., Electronic Device, filed Sep. 5, 2007.

\* cited by examiner

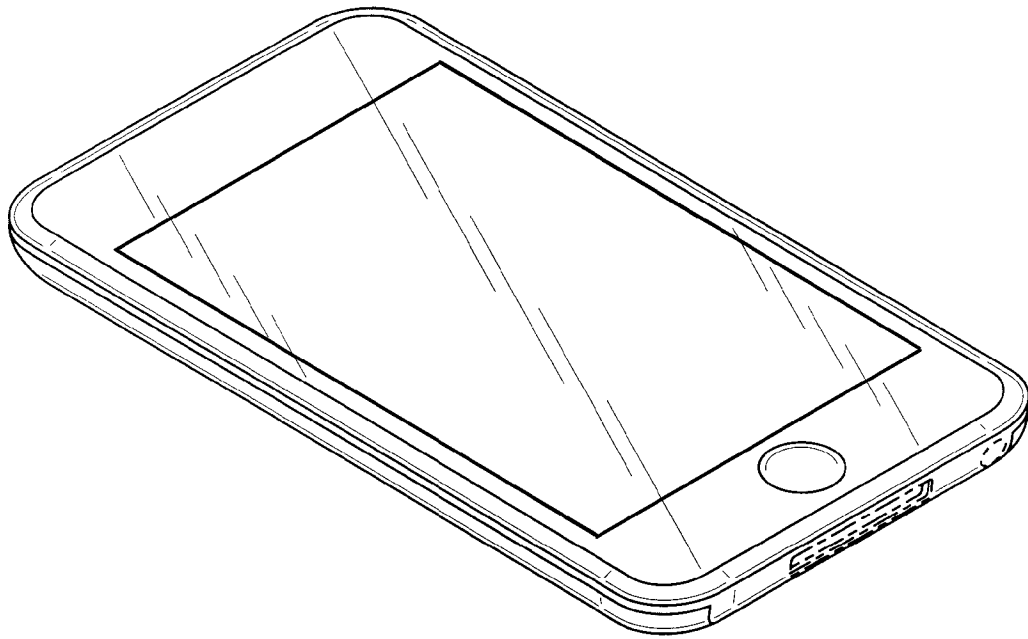


FIG. 1

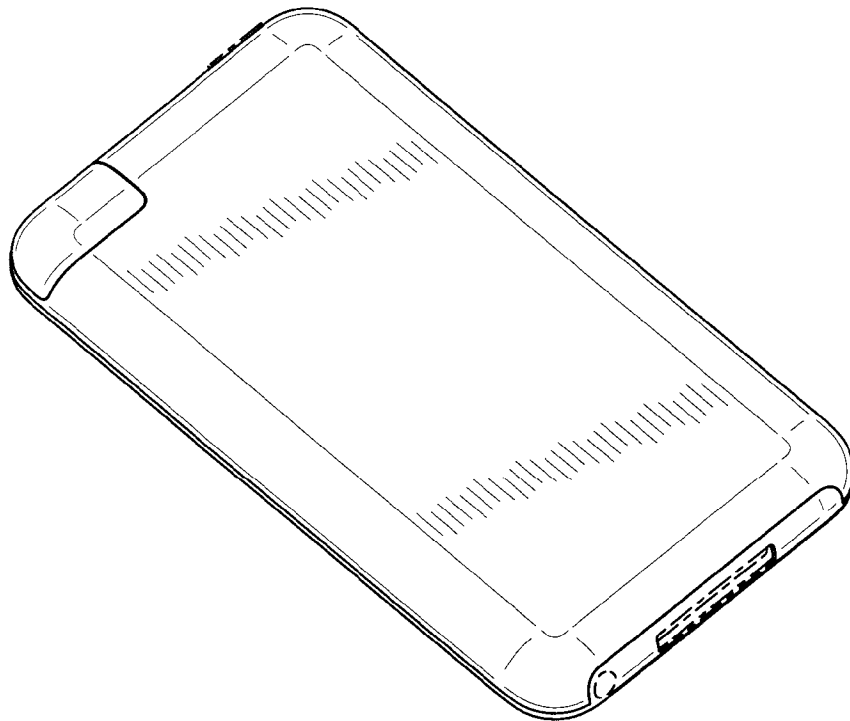


FIG. 2

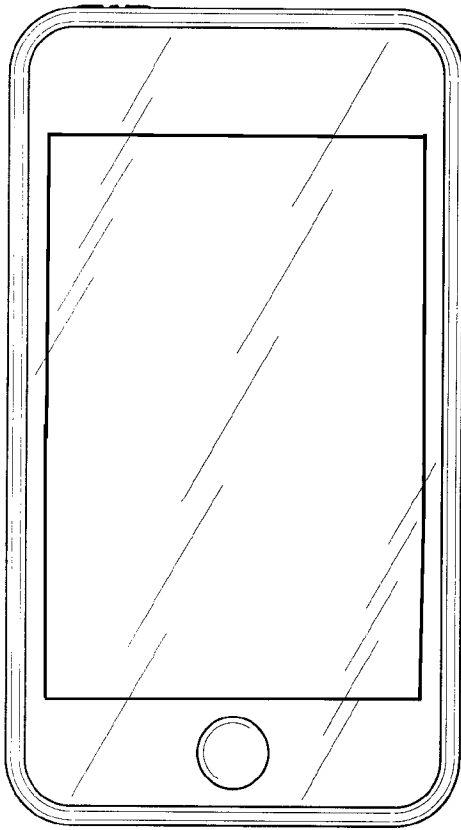


FIG. 3




FIG. 4



FIG. 5



FIG. 6




FIG. 7




FIG. 8




FIG. 9