

EXHIBIT 43



US00D602486S

(12) **United States Design Patent**
Andre et al.

(10) **Patent No.:** **US D602,486 S**

(45) **Date of Patent:** **** Oct. 20, 2009**

(54) **ELECTRONIC DEVICE**

(75) Inventors: **Bartley K. Andre**, Menlo Park, CA (US); **Daniel J. Coster**, San Francisco, CA (US); **Daniele De Iulius**, San Francisco, CA (US); **Richard P. Howarth**, San Francisco, CA (US); **Jonathan P. Ive**, San Francisco, CA (US); **Steve Jobs**, Palo Alto, CA (US); **Duncan Robert Kerr**, San Francisco, CA (US); **Shin Nishibori**, Portola Valley, CA (US); **Matthew Dean Rohrbach**, San Francisco, CA (US); **Peter Russell-Clarke**, San Francisco, CA (US); **Douglas B. Satzger**, Menlo Park, CA (US); **Calvin Q. Seid**, Palo Alto, CA (US); **Vincent Keane Seid**, legal representative, Los Gatos, CA (US); **Christopher J. Stringer**, Woodside, CA (US); **Eugene Antony Whang**, San Francisco, CA (US); **Rico Zorkendorfer**, San Francisco, CA (US)

(73) Assignee: **Apple Inc.**, Cupertino, CA (US)

(**) Term: **14 Years**

(21) Appl. No.: **29/284,188**

(22) Filed: **Aug. 31, 2007**

(51) **LOC (9) Cl.** **14-02**

(52) **U.S. Cl.** **D14/341**

(58) **Field of Classification Search** D14/341-347, D14/420, 426, 427, 432, 439-441, 448, 496, D14/125, 129-130, 137, 138, 147, 156, 218, D14/247-248, 250, 389; D10/65, 104; D18/6-7; D21/329, 686; D6/596, 601, 605; 455/90.3, 455/6.1, 556.2, 575.1, 575.3, 575.4; 379/433.01, 379/433.04, 433.06, 433.07; 361/814; 341/22; 345/169; 346/173

See application file for complete search history.

(56) **References Cited**

U.S. PATENT DOCUMENTS

D289,873 S 5/1987 Gemmell et al.
(Continued)

FOREIGN PATENT DOCUMENTS

EM 000569157-0005 5/2006

(Continued)

OTHER PUBLICATIONS

Samsung F700, announced Feb. 2007, [online], [retrieved on Feb. 8, 2007]. Retrieved from Internet, <http://www.gsmarena.com>.

(Continued)

Primary Examiner—Cathron C Brooks

Assistant Examiner—Barbara Fox

(74) *Attorney, Agent, or Firm*—Sterne, Kessler, Goldstein & Fox P.L.L.C.

(57) **CLAIM**

The ornamental design for an electronic device, as shown and described.

DESCRIPTION

FIG. 1 is a front perspective view of an electronic device showing our new design;

FIG. 2 is a rear perspective thereof;

FIG. 3 is a front view thereof;

FIG. 4 is a rear view thereof;

FIG. 5 is a left side view thereof;

FIG. 6 is right side view thereof;

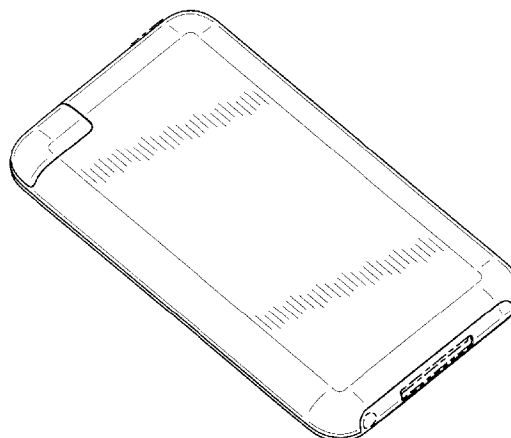
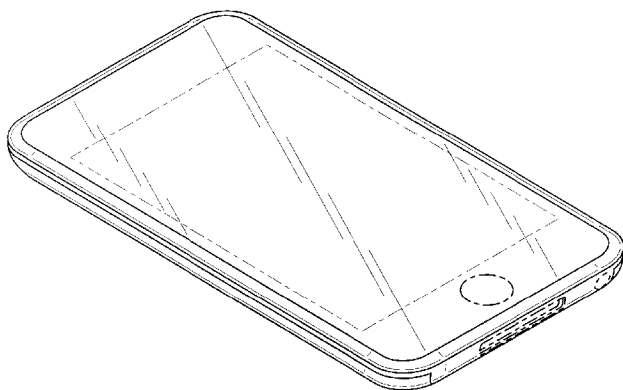
FIG. 7 is a top plan view thereof;

FIG. 8 is a bottom plan view thereof; and,

FIG. 9 is an enlarged elevational view of a representative corner of the electronic device.

The broken line showing of portions of the electronic device are for the purpose of illustrating environmental structure and form no part of the claimed design.

1 Claim, 5 Drawing Sheets



U.S. PATENT DOCUMENTS

D337,569 S 7/1993 Kando
 D340,917 S * 11/1993 Sakaguchi et al. D14/345
 D420,354 S 2/2000 Morales
 D424,535 S 5/2000 Peltola
 D456,023 S 4/2002 Andre et al.
 D489,731 S 5/2004 Huang
 D498,754 S 11/2004 Blyth
 D499,423 S 12/2004 Bahroocha et al.
 D502,173 S 2/2005 Jung et al.
 D504,889 S 5/2005 Andre et al.
 D505,950 S 6/2005 Summit et al.
 D507,003 S 7/2005 Pai et al.
 D514,121 S 1/2006 Johnson
 D514,590 S 2/2006 Naruki
 D519,116 S 4/2006 Tanaka et al.
 D519,523 S 4/2006 Chiu et al.
 D520,020 S 5/2006 Senda et al.
 D528,542 S 9/2006 Luminosu et al.
 D528,561 S 9/2006 Ka-Wei et al.
 D529,045 S 9/2006 Shin
 D532,791 S * 11/2006 Kim D14/203.7
 D534,143 S 12/2006 Lheem
 D535,281 S 1/2007 Yang
 D536,691 S 2/2007 Park
 D536,962 S 2/2007 Tanner
 D538,822 S 3/2007 Andre et al.
 D541,298 S 4/2007 Andre et al.
 D541,299 S 4/2007 Andre et al.
 D546,313 S 7/2007 Lheem
 D548,732 S 8/2007 Cebe et al.
 D548,747 S 8/2007 Andre et al.
 D556,211 S 11/2007 Howard
 D557,238 S 12/2007 Kim
 D558,756 S 1/2008 Andre et al.
 D558,757 S 1/2008 Andre et al.
 D558,758 S 1/2008 Andre et al.
 D558,792 S 1/2008 Chigira
 D559,220 S * 1/2008 Lee et al. D14/138 AD
 D560,192 S * 1/2008 Lee et al. D14/138 AD
 D560,683 S 1/2008 Lee
 D560,686 S 1/2008 Kim
 D561,153 S 2/2008 Hong et al.
 D561,204 S 2/2008 Toh
 D561,782 S 2/2008 Kim
 D562,285 S 2/2008 Lim
 D563,432 S 3/2008 Kim
 D563,929 S 3/2008 Park
 D565,596 S * 4/2008 Kim D14/496
 D565,599 S * 4/2008 Jang et al. D14/496
 D569,830 S * 5/2008 Kwak D14/138 AD
 D570,346 S * 6/2008 Suk et al. D14/341
 D570,839 S * 6/2008 Hofer et al. D14/341

2005/0130715 A1 6/2005 Fujisawa
 2006/0281501 A1 12/2006 Zuo et al.
 2007/0082718 A1 4/2007 Yoon et al.
 2008/0004085 A1 1/2008 Jung et al.

FOREIGN PATENT DOCUMENTS

KR 30-0452432 7/2007

OTHER PUBLICATIONS

Philips S900, announced Jun. 2006, [online], [retrieved on Feb. 20, 2007]. Retrieved from Internet, <http://www.gsmarena.com>.
 LG KE850 Prada, announced Jan. 2007, [online], [retrieved on Feb. 20, 2007]. Retrieved from Internet, <http://www.gsmarena.com>.
 Apple iPhone, announced Jan. 2007, [online], [retrieved on Mar. 12, 2007]. Retrieved from Internet, <http://www.gsmarena.com>.
 Tinnos PDA, posted May 19, 2006, [online], [retrieved on Aug. 22, 2007]. Retrieved from Internet, <http://www.mobilewhack.com>.
 Meizu M8, posted Jan., 29, 2007, [online], [retrieved on Sep. 13, 2007]. Retrieved from Internet, <http://www.engadget.com>.
 iPod U2 Special Edition, downloaded from http://ipod.wikia.com/wiki/iPod_U2_Special_Edition, Oct. 2004.
 "Apple Introduces the U2 iPod," Apple Corporation press Release, <http://www.apple.com/pr/library/2004/oct/26u2ipod.html>, Oct. 26, 2004.
 U.S. Appl. No. 29/270,887, Andre et al., Electronic Device, filed Jan. 08, 2007.
 U.S. Appl. No. 29/282,831, Andre et al., Electronic Device, filed Jul. 30, 2007.
 U.S. Appl. No. 29/282,832, Andre et al., Electronic Device, filed Jul. 30, 2007.
 U.S. Appl. No. 29/282,833, Andre et al., Electronic Device, filed Jul. 30, 2007.
 U.S. Appl. No. 29/282,834, Andre et al., Electronic Device, filed Jul. 30, 2007.
 U.S. Appl. No. 29/284,187, Andre et al., Electronic Device, filed Aug. 31, 2007.
 U.S. Appl. No. 29/284,269, Andre et al., Electronic Device, filed Sep. 4, 2007.
 U.S. Appl. No. 29/284,271, Andre et al., Electronic Device, filed Sep. 4, 2007.
 U.S. Appl. No. 29/284,272, Andre et al., Electronic Device, filed Sep. 5, 2007.
 U.S. Appl. No. 29/284,276, Andre et al., Electronic Device, filed Sep. 5, 2007.
 U.S. Appl. No. 29/284,288, Andre et al., Electronic Device, filed Sep. 5, 2007.
 U.S. Appl. No. 29/284,308, Andre et al., Electronic Device, filed Sep. 5, 2007.
 U.S. Appl. No. 29/284,310, Andre et al., Electronic Device, filed Sep. 5, 2007.
 U.S. Appl. No. 29/284,312, Andre et al., Electronic Device, filed Sep. 5, 2007.

* cited by examiner

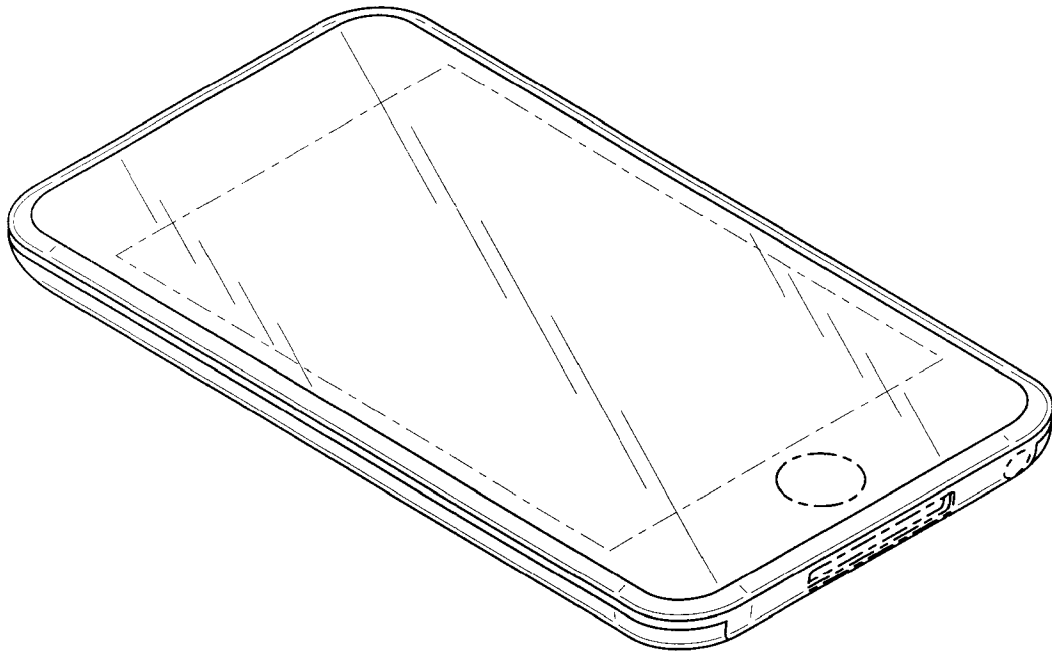


FIG. 1

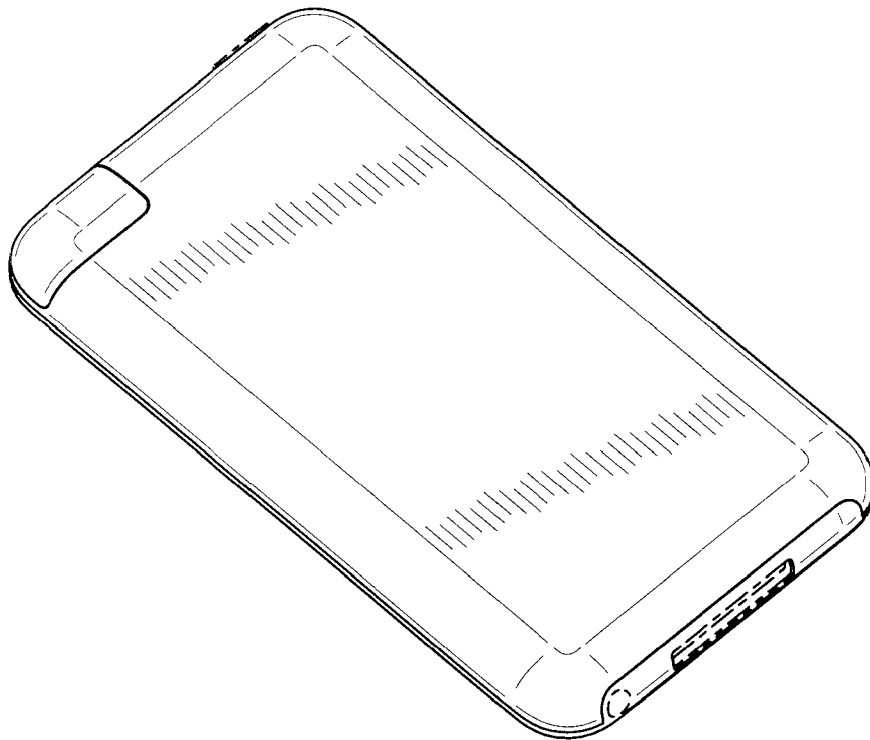


FIG. 2

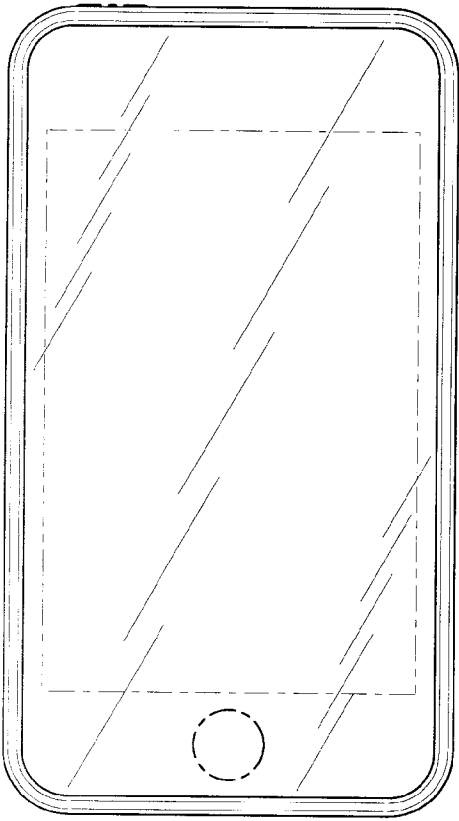


FIG. 3




FIG. 4



FIG. 5



FIG. 6




FIG. 7



FIG. 8




FIG. 9