

# EXHIBIT 46



US00D581922S

(12) **United States Design Patent**  
**Andre et al.**

(10) **Patent No.:** **US D581,922 S**

(45) **Date of Patent:** **\*\* Dec. 2, 2008**

(54) **ELECTRONIC DEVICE**

(56)

**References Cited**

(75) Inventors: **Bartley K. Andre**, Menlo Park, CA (US); **Daniel J. Coster**, San Francisco, CA (US); **Daniele De Iullis**, San Francisco, CA (US); **Richard P. Howarth**, San Francisco, CA (US); **Jonathan P. Ive**, San Francisco, CA (US); **Steve Jobs**, Palo Alto, CA (US); **Duncan Robert Kerr**, San Francisco, CA (US); **Shin Nishibori**, San Francisco, CA (US); **Matthew Dean Rohrbach**, San Francisco, CA (US); **Douglas B. Satzger**, Menlo Park, CA (US); **Calvin Q. Seid**, Palo Alto, CA (US); **Christopher J. Stringer**, Portola Valley, CA (US); **Eugene Antony Whang**, San Francisco, CA (US); **Rico Zorkendorfer**, San Francisco, CA (US)

(73) Assignee: **Apple Inc.**, Cupertino, CA (US)

(\*\*) Term: **14 Years**

(21) Appl. No.: **29/282,834**

(22) Filed: **Jul. 30, 2007**

**Related U.S. Application Data**

(63) Continuation of application No. 29/270,888, filed on Jan. 5, 2007, now Pat. No. Des. 558,758.

(51) **LOC (8) Cl.** ..... **14-02**


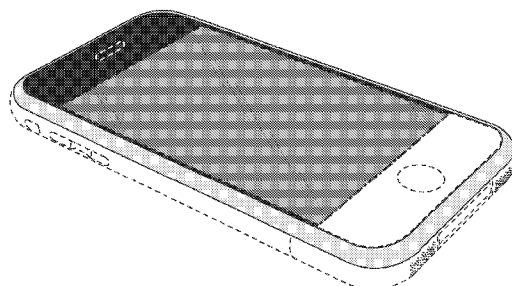
(52) **U.S. Cl.** ..... **D14/341**; D14/138 G; D14/203.7; D14/248

(58) **Field of Classification Search** ..... D14/341, D14/342, 343, 344, 345, 346, 347, 420, 426, D14/427, 432, 439, 440, 441, 448, 496, 125, D14/137, 129, 130, 138, 250, 389, 147, 218, D14/247, 248, 156; D10/65, 104; D13/168; D18/6, 7; D21/329, 686; 455/90.3, 556.1, 455/556.2, 575.1, 575.3, 575.4; 379/433.01, 379/433.04, 433.06, 433.07; 361/814; 341/22; 345/169, 173; D6/596, 601, 605

See application file for complete search history.

**U.S. PATENT DOCUMENTS**

D289,873 S	5/1987	Gemmell et al.	
D337,569 S	7/1993	Kando	
D424,535 S *	5/2000	Peltola .....	D14/336
D456,023 S	4/2002	Andre et al.	
D489,731 S	5/2004	Huang	
D498,754 S	11/2004	Blyth	
D499,423 S	12/2004	Bahroocha et al.	
D502,173 S	2/2005	Jung et al.	
D504,889 S	5/2005	Andre et al.	
D505,950 S	6/2005	Summit et al.	
D507,003 S	7/2005	Pai et al.	
D514,121 S	1/2006	Johnson	
D514,590 S	2/2006	Naruki	
D519,116 S *	4/2006	Tanaka et al. ....	D14/341
D519,523 S	4/2006	Chiu et al.	
D520,020 S	5/2006	Senda et al.	
D528,542 S	9/2006	Luminosu et al.	
D528,561 S	9/2006	Ka-Wei et al.	
D529,045 S	9/2006	Shin	
D532,791 S	11/2006	Kim	
D534,143 S	12/2006	Lheem	
D535,281 S	1/2007	Yang	
D536,691 S	2/2007	Park	
D538,822 S	3/2007	Andre et al.	
D541,298 S	4/2007	Andre et al.	
D541,299 S	4/2007	Andre et al.	
D546,313 S	7/2007	Lheem	
D548,732 S *	8/2007	Cebe et al. ....	D14/341
D548,747 S	8/2007	Andre et al.	
D556,211 S *	11/2007	Howard .....	D14/496
D557,238 S *	12/2007	Kim .....	D14/138
D558,756 S *	1/2008	Andre et al. ....	D14/341
D558,757 S *	1/2008	Andre et al. ....	D14/341
D558,792 S *	1/2008	Chigira .....	D14/496
D560,686 S *	1/2008	Kim .....	D14/496
D561,153 S *	2/2008	Hong et al. ....	D14/138
D561,204 S *	2/2008	Toh .....	D14/496



2005/0130715	A1	6/2005	Fujisawa	
2006/0281501	A1	12/2006	Zuo et al.	
2007/0082718	A1	4/2007	Yoon et al.	
2008/0004085	A1*	1/2008	Jung et al.	..... 455/566

FOREIGN PATENT DOCUMENTS

KR	30-0452432	6/2007
----	------------	--------

OTHER PUBLICATIONS

Samsung F700, announced Feb. 2007, [online], [retrieved on Feb. 8, 2007]. Retrieved from Internet, <URL: <http://www.gsmarena.com>>.  
 Philips S900, announced Jun. 2006, [online], [retrieved on Feb. 20, 2007]. Retrieved from Internet, <URL: <http://www.gsmarena.com>>.  
 LG KE850 Prada, announced Jan. 2007, [online], [retrieved on Feb. 20, 2007]. Retrieved from Internet, <URL: <http://www.gsmarena.com>>.  
 Apple iPhone, announced Jan. 2007, [online], [retrieved on Mar. 12, 2007]. Retrieved from Internet, <URL: <http://www.gsmarena.com>>.  
 Tinnos PDA, posted May 19, 2006, [online], [retrieved on Aug. 22, 2007]. Retrieved from Internet, <URL: <http://www.mobilewhack.com>>.  
 Meizu M8, posted Jan. 29, 2007, [online], [retrieved on Sep. 13, 2007]. Retrieved from Internet, <URL: <http://www.engadget.com>>.  
 iPod U2 Special Edition, downloaded from [http://ipod.wikia.com/wiki/iPod\\_U2\\_Special\\_Edition](http://ipod.wikia.com/wiki/iPod_U2_Special_Edition), Oct. 2004.  
 "Apple Introduces the U2 iPod," Apple Corporation press Release, <http://www.apple.com/pr/library/2004/oct/26u2ipod.html>, Oct. 26, 2004.

\* cited by examiner

*Primary Examiner*—Cathron C Brooks  
*Assistant Examiner*—Angela J Lee  
 (74) *Attorney, Agent, or Firm*—Sterne, Kessler, Goldstein & Fox P.L.L.C.

(57) CLAIM

The ornamental design of an electronic device, substantially as shown and described.

DESCRIPTION

FIG. 1 is a front perspective view of an electronic device in accordance with the present invention;  
 FIG. 2 is a rear perspective view thereof;  
 FIG. 3 is a front view thereof;  
 FIG. 4 is a rear view thereof;  
 FIG. 5 is a top view thereof;  
 FIG. 6 is bottom view thereof;  
 FIG. 7 is a left side view thereof; and,  
 FIG. 8 is a right side view thereof.

The broken lines showing portions of the electronic device form no part of the claimed design. The dot dash line on the front of the electronic device represents an unclaimed boundary line and forms no part of the claimed design.

The surfaces of the electronic device are illustrated with color designations. The front surface includes a black interior portion excluding the rectangular feature (e.g., display region) and a metallic edge portion. By way of example, the metallic portions may be selected from steel, aluminum, anodized aluminum, chrome, nickel, and/or the like.

More generally, the invention pertains to an ornamental design for an article of manufacture. The article is not limited to the scale shown herein. As indicated in the title, the article of manufacture to which the ornamental design has been applied is an electronic device, media player (e.g., music, video and/or game player), media storage device, a personal digital assistant, a communication device (e.g., cellular phone), a novelty item, or toy, and/or the like.

1 Claim, 2 Drawing Sheets

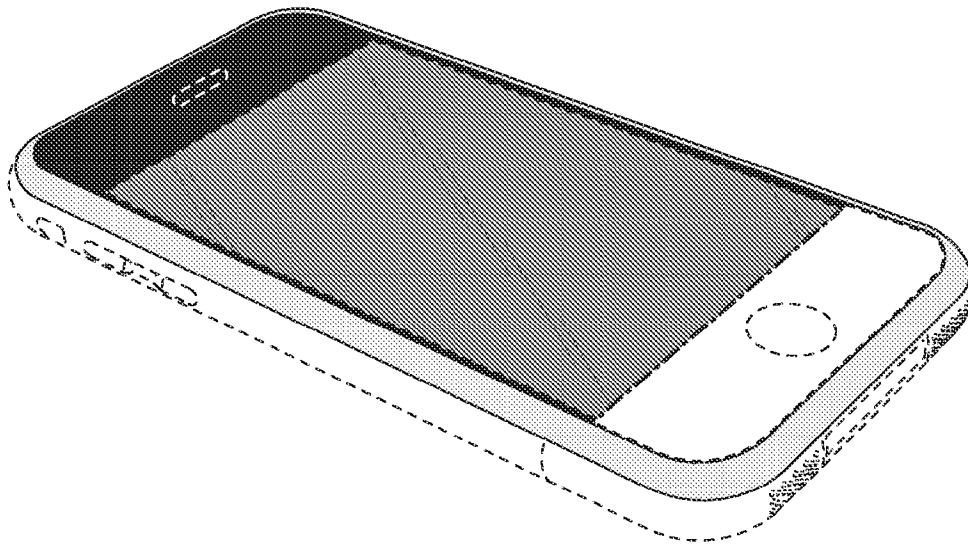


FIG. 1

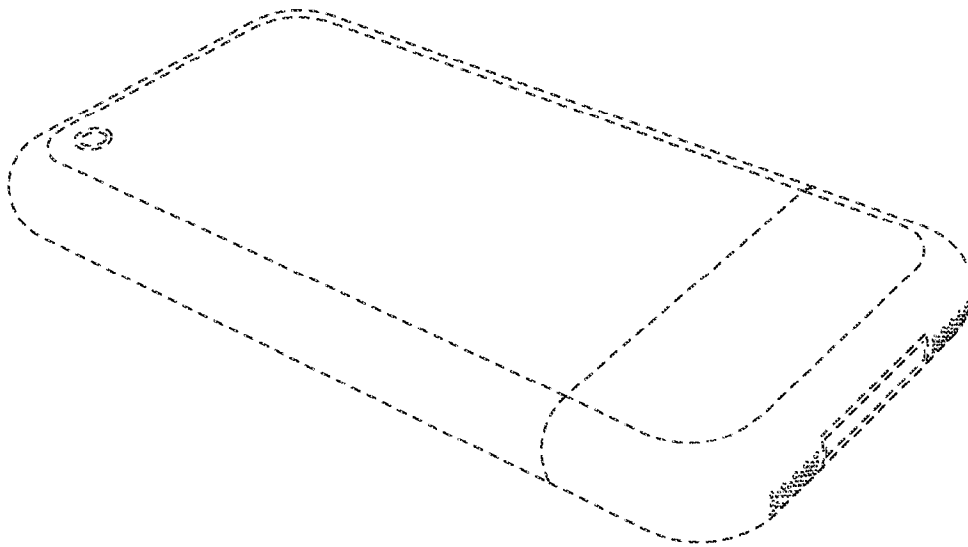


FIG. 2




FIG. 3




FIG. 4




FIG. 7




FIG. 8




FIG. 5




FIG. 6