

EXHIBIT 53



US00D622718S

(12) **United States Design Patent**
Andre et al.

(10) **Patent No.:** **US D622,718 S**

(45) **Date of Patent:** **** Aug. 31, 2010**

(54) **ELECTRONIC DEVICE**

(56)

References Cited

(75) Inventors: **Bartley K. Andre**, Menlo Park, CA (US); **Daniel J. Coster**, San Francisco, CA (US); **Daniele De Iulius**, San Francisco, CA (US); **Richard P. Howarth**, San Francisco, CA (US); **Jonathan P. Ive**, San Francisco, CA (US); **Steve Jobs**, Palo Alto, CA (US); **Duncan Robert Kerr**, San Francisco, CA (US); **Shin Nishibori**, Portola Valley, CA (US); **Matthew Dean Rohrbach**, San Francisco, CA (US); **Peter Russell-Clarke**, San Francisco, CA (US); **Douglas B. Satzger**, Menlo Park, CA (US); **Calvin Q. Seid**, Palo Alto, CA (US); **Vincent Keane Seid**, legal representative, Palo Alto, CA (US); **Christopher J. Stringer**, Woodside, CA (US); **Eugene Antony Whang**, San Francisco, CA (US); **Rico Zorkendorfer**, San Francisco, CA (US)

U.S. PATENT DOCUMENTS

D289,873 S	5/1987	Gemmell et al.	
D337,569 S	7/1993	Kando	
D340,917 S	* 11/1993	Sakaguchi et al.	D14/345
D346,793 S	* 5/1994	Iino et al.	D14/341
D424,535 S	5/2000	Peltola	
D456,023 S	4/2002	Andre et al.	
D478,310 S	* 8/2003	Andre et al.	D13/110
D478,546 S	* 8/2003	Andre et al.	D13/110
D489,731 S	5/2004	Huang	
D498,754 S	11/2004	Blyth	
D499,423 S	12/2004	Bahroocha et al.	
D502,173 S	2/2005	Jung et al.	
D504,889 S	5/2005	Andre et al.	
D505,950 S	6/2005	Summit et al.	
D507,003 S	7/2005	Pai et al.	
D514,121 S	1/2006	Johnson	
D514,590 S	* 2/2006	Naruki	D14/203.3
D515,082 S	* 2/2006	Moskaluk et al.	D14/341
D519,116 S	4/2006	Tanaka et al.	
D519,523 S	4/2006	Chiu et al.	
D519,922 S	* 5/2006	Andre et al.	D13/110
D520,020 S	5/2006	Senda et al.	
D527,379 S	* 8/2006	Oe et al.	D14/248
D528,542 S	9/2006	Luminosu et al.	
D528,561 S	9/2006	Ka-Wei et al.	
D529,045 S	9/2006	Shin	
D532,791 S	11/2006	Kim	
D534,143 S	12/2006	Lheem	
D535,281 S	* 1/2007	Yang	D14/203.3
D536,329 S	* 2/2007	Lee	D14/203.6
D536,691 S	2/2007	Park	
D536,962 S	* 2/2007	Tanner	D9/424
D538,822 S	3/2007	Andre et al.	
D541,298 S	4/2007	Andre et al.	
D541,299 S	4/2007	Andre et al.	
D542,771 S	* 5/2007	Cho et al.	D14/138 AB
D546,313 S	7/2007	Lheem	
D548,732 S	8/2007	Cebe et al.	
D548,747 S	8/2007	Andre et al.	
D556,211 S	11/2007	Howard	
D557,238 S	12/2007	Kim	
D557,259 S	* 12/2007	Hirsch	D14/217
D558,756 S	1/2008	Andre et al.	
D558,757 S	1/2008	Andre et al.	
D558,758 S	1/2008	Andre et al.	

(73) Assignee: **Apple Inc.**, Cupertino, CA (US)

(**) Term: **14 Years**

(21) Appl. No.: **29/284,269**

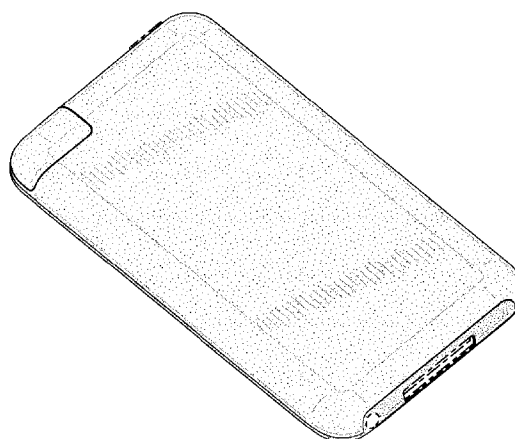
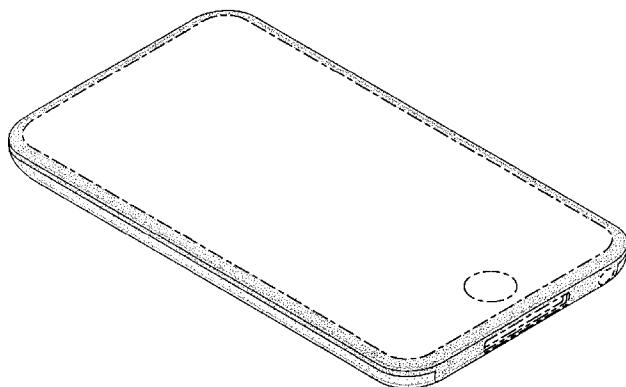
(22) Filed: **Sep. 4, 2007**

(51) **LOC (9) Cl.** **14-02**

(52) **U.S. Cl.** **D14/341**

(58) **Field of Classification Search** D14/341, D14/342, 343, 344, 345, 346, 347, 420, 426, D14/427, 432, 439, 440, 441, 448, 496, 125, D14/137, 129, 130, 138, 250, 389, 147, 218, D14/247, 248, 156; D10/65, 78, 104, 46; D13/168; D18/6, 7; D21/329, 686; D6/596, D6/601, 605; 455/90.3, 556.1, 556.2, 575.1, 455/575.3, 575.4; 379/433.01, 433.04, 433.06, 379/433.07; 361/814; 341/22; 345/169, 345/173

See application file for complete search history.



D558,792	S	1/2008	Chigira	
D560,686	S	1/2008	Kim	
D561,153	S	2/2008	Hong et al.	
D561,204	S *	2/2008	Toh	D14/496
D563,432	S *	3/2008	Kim	D14/496
D565,599	S *	4/2008	Jang et al.	D14/496
D569,830	S *	5/2008	Kwak	D14/138 AD
D570,839	S *	6/2008	Hofer et al.	D14/341
D580,387	S *	11/2008	Andre et al.	D14/138 G
D584,303	S *	1/2009	Andre et al.	D14/341
2003/0125079	A1 *	7/2003	Park et al.	455/556
2005/0130715	A1	6/2005	Fujisawa	
2006/0281501	A1 *	12/2006	Zuo et al.	455/575.1
2007/0082718	A1	4/2007	Yoon et al.	
2008/0004085	A1	1/2008	Jung et al.	

U.S. Appl. No. 29/284,310, Andre et al., Electronic Device, filed Sep. 5, 2007.
 U.S. Appl. No. 29/284,312, Andre et al., Electronic Device, filed Sep. 5, 2007.

* cited by examiner

Primary Examiner—Cathron C Brooks
Assistant Examiner—Barbara Fox
 (74) *Attorney, Agent, or Firm*—Sterne, Kessler, Goldstein & Fox PLLC

FOREIGN PATENT DOCUMENTS

EM	000569157-0005	5/2006
KR	30-0452432	7/2007

OTHER PUBLICATIONS

Samsung F700, announced Feb. 2007, [online], [retrieved on Feb. 8, 2007]. Retrieved from Internet, <http://www.gsmarena.com>.
 Philips S900, announced Jun. 2006, [online], [retrieved on Feb. 20, 2007]. Retrieved from Internet, <http://www.gsmarena.com>.
 LG KE850 Prada, announced Jan. 2007, [online], [retrieved on Feb. 20, 2007]. Retrieved from Internet, <http://www.gsmarena.com>.
 Apple iPhone, announced Jan. 2007, [online], [retrieved on Mar. 12, 2007]. Retrieved from Internet, <http://www.gsmarena.com>.
 Tinno's PDA, posted May 19, 2006, [online], [retrieved on Aug. 22, 2007]. Retrieved from Internet, <http://www.mobilewhack.com>.
 Meizu M8, posted Jan. 29, 2007, [online], [retrieved on Sep. 13, 2007]. Retrieved from Internet, <http://www.engadget.com>.
 iPod U2 Special Edition, downloaded from http://ipod.wikia.com/wiki/iPod_U2_Special_Edition, Oct. 2004.
 "Apple Introduces the U2 iPod," Apple Corporation press Release, <http://www.apple.com/pr/library/2004/oct/26u2ipod.html>, Oct. 26, 2004.
 U.S. Appl. No. 29/270,887, Andre et al., Electronic Device, filed Jan. 8, 2007.
 U.S. Appl. No. 29/282,831, Andre et al., Electronic Device, filed Jul. 30, 2007.
 U.S. Appl. No. 29/282,832, Andre et al., Electronic Device, filed Jul. 30, 2007.
 U.S. Appl. No. 29/282,833, Andre et al., Electronic Device, filed Jul. 30, 2007.
 U.S. Appl. No. 29/282,834, Andre et al., Electronic Device, filed Jul. 30, 2007.
 U.S. Appl. No. 29/284,187, Andre et al., Electronic Device, filed Aug. 31, 2007.
 U.S. Appl. No. 29/284,188, Andre et al., Electronic Device, filed Aug. 31, 2007.
 U.S. Appl. No. 29/284,271, Andre et al., Electronic Device, filed Sep. 4, 2007.
 U.S. Appl. No. 29/284,272, Andre et al., Electronic Device, filed Sep. 5, 2007.
 U.S. Appl. No. 29/284,276, Andre et al., Electronic Device, filed Sep. 5, 2007.
 U.S. Appl. No. 29/284,288, Andre et al., Electronic Device, filed Sep. 5, 2007.
 U.S. Appl. No. 29/284,308, Andre et al., Electronic Device, filed Sep. 5, 2007.

(57) CLAIM

The ornamental design for an electronic device, as shown and described.

DESCRIPTION

FIG. 1 is a front perspective view of an electronic device showing our new design;
 FIG. 2 is a rear perspective thereof;
 FIG. 3 is a front view thereof;
 FIG. 4 is a rear view thereof;
 FIG. 5 is a left side view thereof;
 FIG. 6 is right side view thereof;
 FIG. 7 is a top plan view thereof;
 FIG. 8 is a bottom plan view thereof;
 FIG. 9 is an enlarged elevational view of a representative corner of the electronic device;
 FIG. 10 is a front perspective view of an electronic device showing our new design;
 FIG. 11 is a rear perspective thereof;
 FIG. 12 is a front view thereof;
 FIG. 13 is a rear view thereof;
 FIG. 14 is a left side view thereof;
 FIG. 15 is right side view thereof;
 FIG. 16 is a top plan view thereof;
 FIG. 17 is a bottom plan view thereof; and,
 FIG. 18 is an enlarged elevational view of a representative corner of the electronic device.

The broken lines showing portions of the electronic device are for the purpose of illustrating portions of the electronic device which form no part of the claimed design.

The surfaces of the electronic device shown in FIGS. 1-18 show different stippling to indicate contrasting surface treatment. Another embodiment, not shown because the figures would be the same as FIGS. 1-18, is the same as FIGS. 1-18 except the light stippling represents a shiny or glossy surface treatment and the dark stippling represents a matte or flat surface treatment.

1 Claim, 10 Drawing Sheets

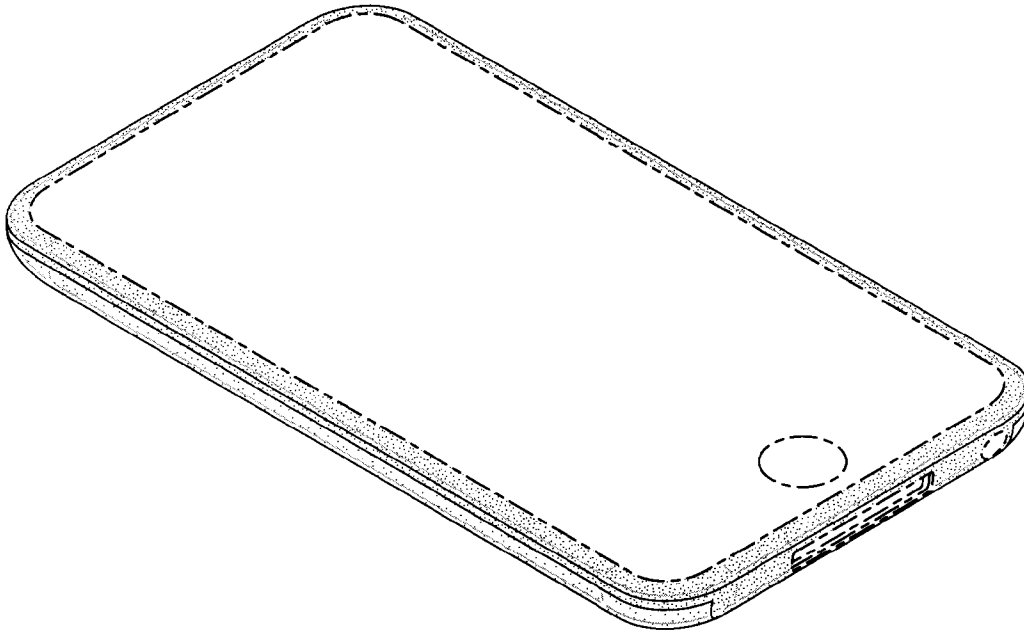


FIG. 1



FIG. 2




FIG. 3




FIG. 4

FIG. 5





FIG. 6



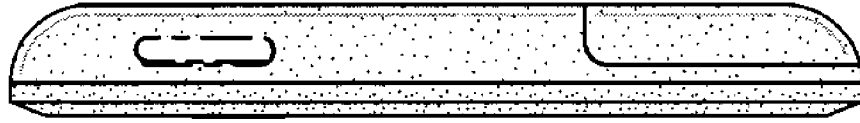


FIG. 7




FIG. 8

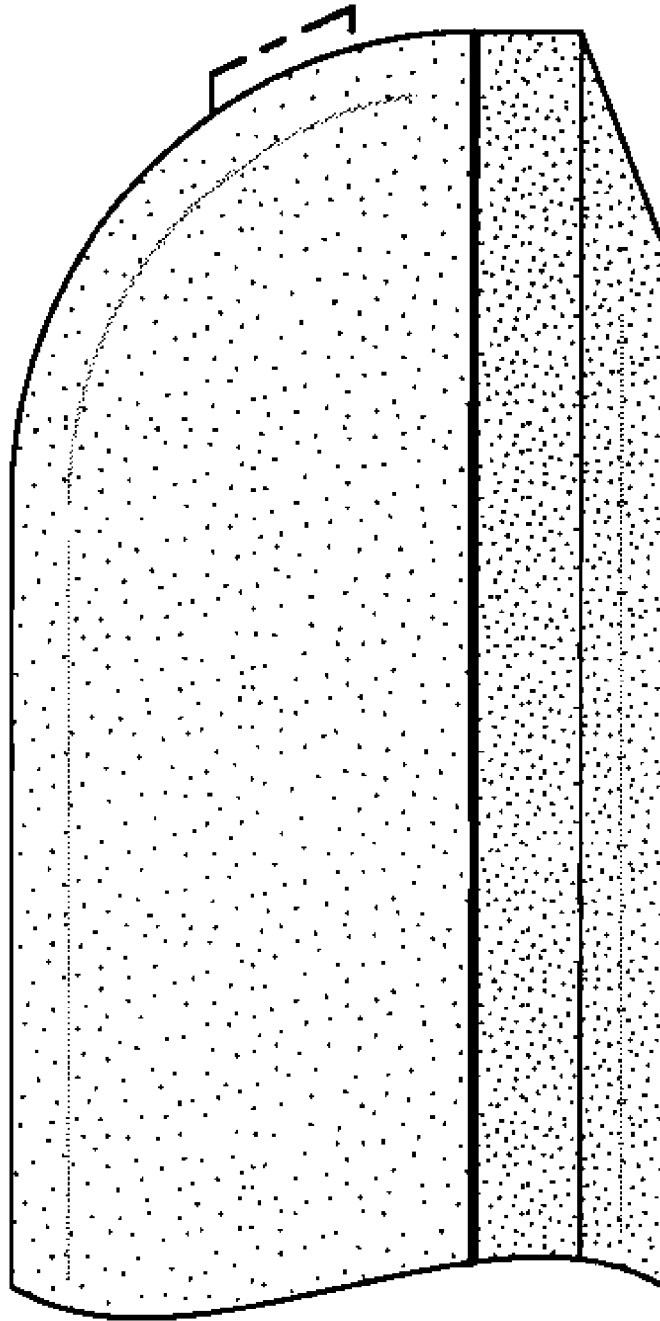


FIG. 9

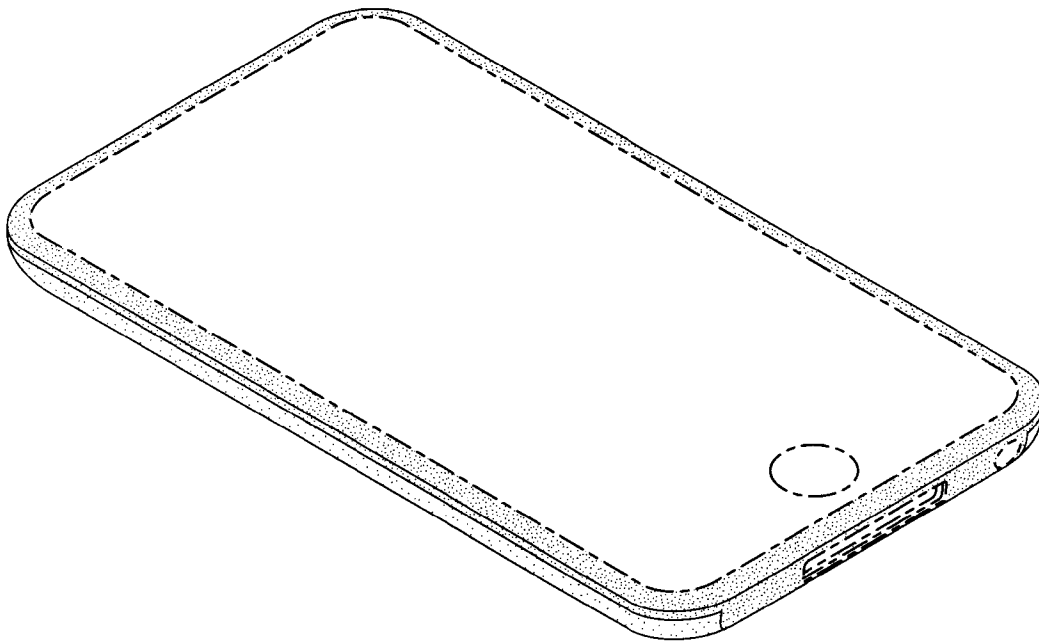


FIG. 10

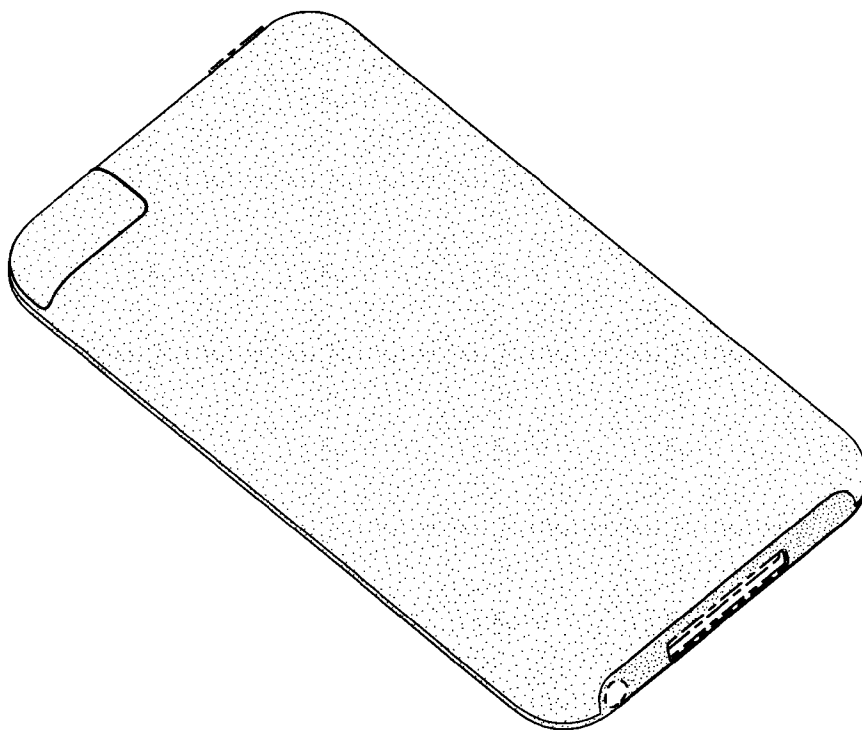


FIG. 11




FIG. 12




FIG. 13

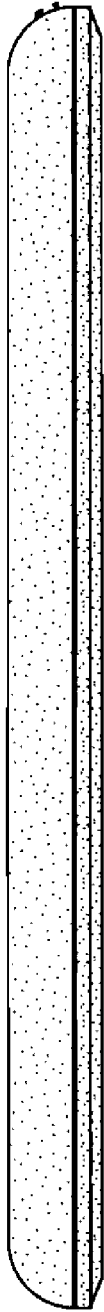


FIG. 14

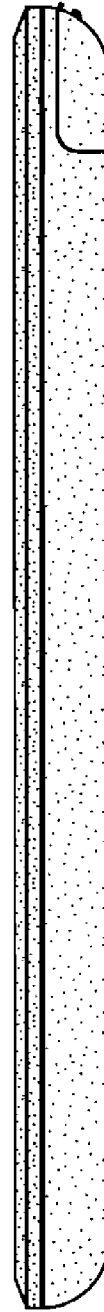


FIG. 15

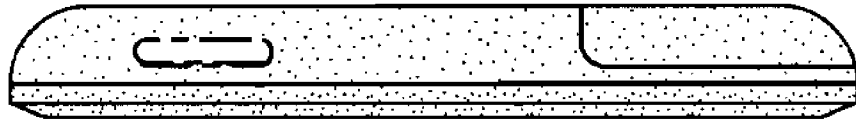


FIG. 16




FIG. 17

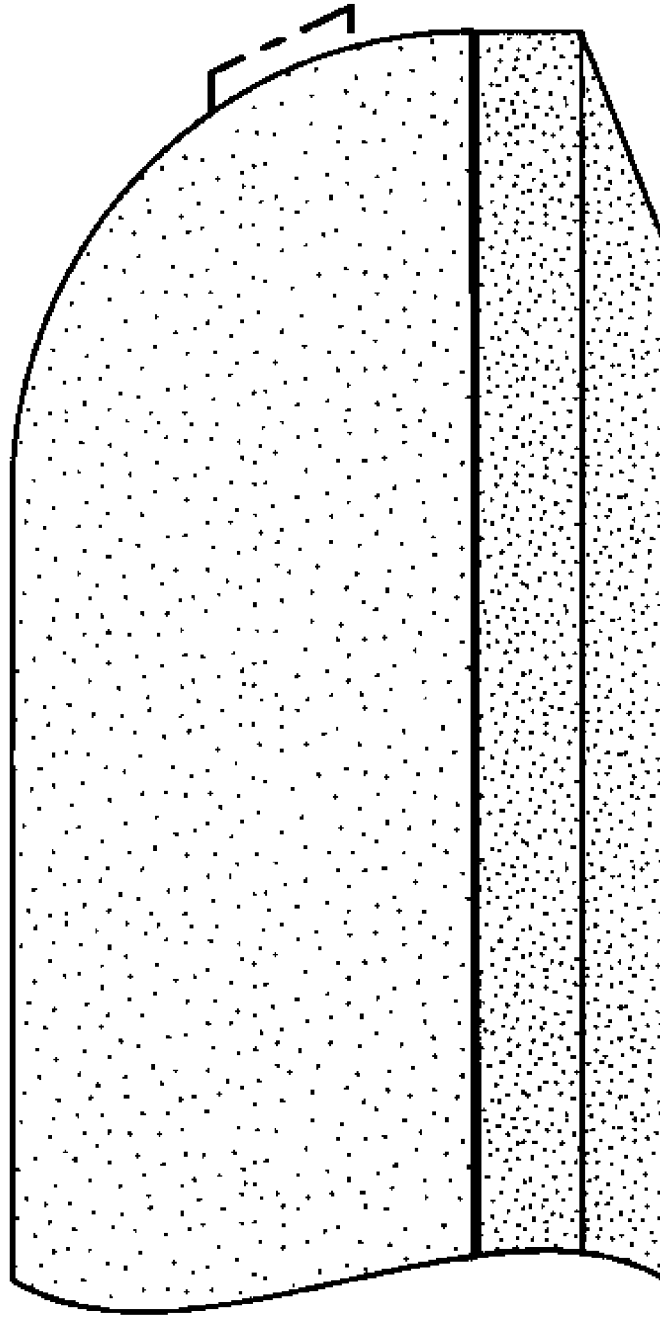


FIG. 18