

Exhibit 16

EXHIBIT F



US00D461802S

(12) **United States Design Patent** (10) **Patent No.:** **US D461,802 S**
Tu (45) **Date of Patent:** **** Aug. 20, 2002**

(54) **TABLET**
 (75) **Inventor:** **Hsin-Hung Tu, Hsinchu (TW)**
 (73) **Assignee:** **AIPTEK International Inc., Hsinchu (TW)**
 (**) **Term:** **14 Years**
 (21) **Appl. No.:** **29/147,460**
 (22) **Filed:** **Aug. 29, 2001**
 (51) **LOC (7) Cl.** **14-02**
 (52) **U.S. Cl.** **D14/341**
 (58) **Field of Search** D14/341, 342;
 D19/59, 60; 345/104, 156, 173, 168; 178/18.03;
 349/12

D346,591 S * 5/1994 Lee D14/342
 D362,662 S * 9/1995 Baudot D14/389
 D363,468 S * 10/1995 Miki et al. D14/342
 D390,211 S * 2/1998 Yates et al. D14/341
 D395,639 S * 6/1998 Ham et al. D14/389

* cited by examiner

Primary Examiner—Freda Nunn

(57) **CLAIM**

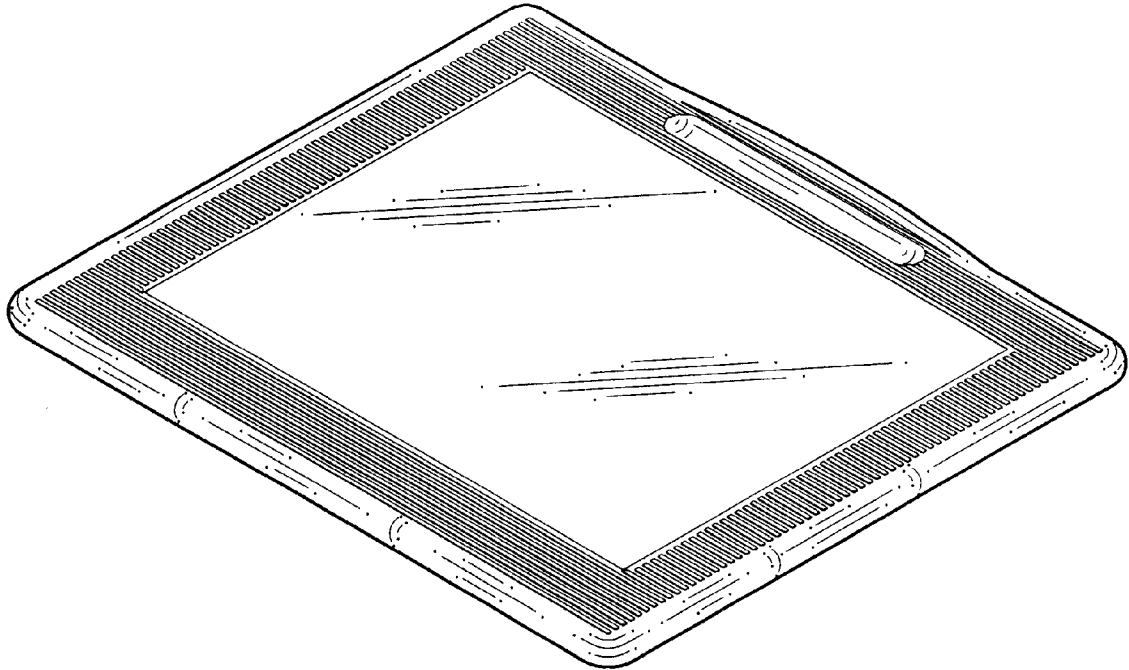
The ornamental design for a tablet, as shown and described.

DESCRIPTION

FIG. 1 is a perspective view of a tablet showing my new design;
 FIG. 2 is a front elevational view thereof;
 FIG. 3 is a rear elevational view thereof;
 FIG. 4 is a left side elevational view thereof;
 FIG. 5 is right side elevational view thereof;
 FIG. 6 is a top view thereof; and,
 FIG. 7 is a bottom view thereof.

1 Claim, 7 Drawing Sheets

(56) **References Cited**
U.S. PATENT DOCUMENTS
 4,927,986 A * 5/1990 Daly 178/19.01
 D319,434 S * 8/1991 Lund D14/341
 D346,366 S * 4/1994 Kim et al. D14/342



U.S. Patent

Aug. 20, 2002

Sheet 1 of 7

US D461,802 S

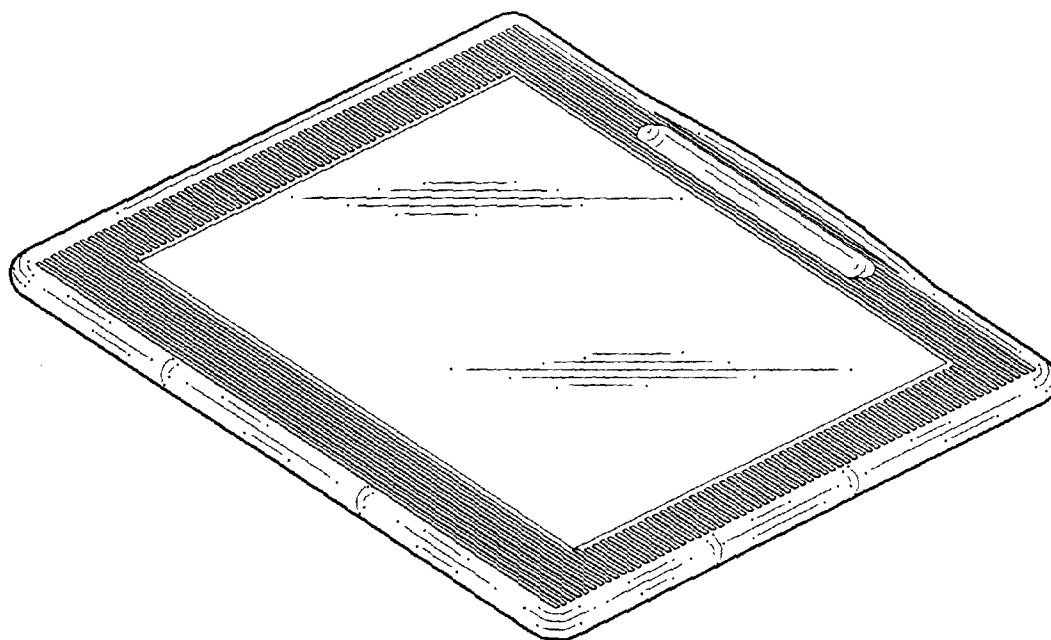


FIG. 1

U.S. Patent

Aug. 20, 2002

Sheet 2 of 7

US D461,802 S




FIG. 2

U.S. Patent

Aug. 20, 2002

Sheet 3 of 7

US D461,802 S




FIG. 3

U.S. Patent

Aug. 20, 2002

Sheet 4 of 7

US D461,802 S




FIG. 4

U.S. Patent

Aug. 20, 2002

Sheet 5 of 7

US D461,802 S



FIG. 5

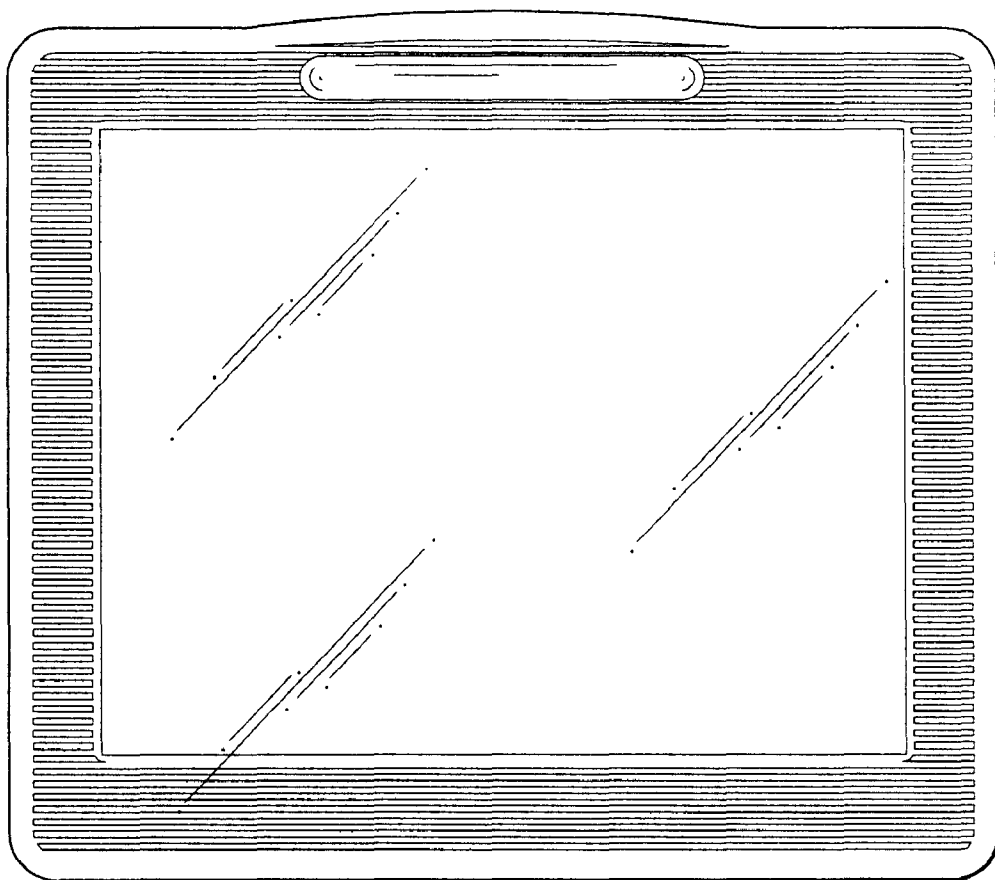


FIG. 6

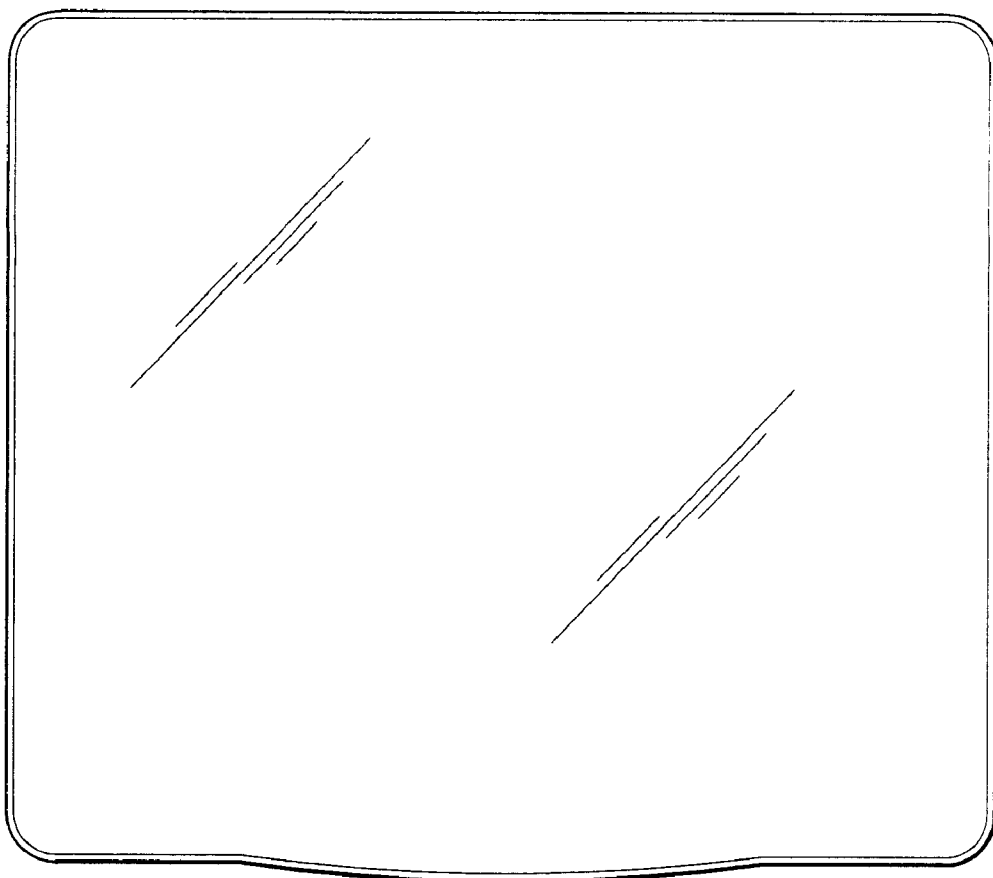


FIG. 7