

Exhibit 42



US00D561155S

(12) **United States Design Patent**
Kim et al.

(10) **Patent No.:** **US D561,155 S**

(45) **Date of Patent:** **** Feb. 5, 2008**

(54) **PORTABLE TELEPHONE**

(75) Inventors: **Young-Se Kim**, Palo Alto, CA (US);
Chi-Young Ahn, Seoul (KR);
Young-Ju Yeo, Seoul (KR);
Chang-Hwan Hwang, Seoul (KR)

D544,460 S * 6/2007 Yau D14/138
D545,289 S * 6/2007 Wang D14/138
D545,800 S * 7/2007 Ou et al. D14/138
D552,574 S * 10/2007 Moss D14/138
2002/0077161 A1* 6/2002 Eromaki 455/575

OTHER PUBLICATIONS

U.S. Appl. No. 29/269,099, Applicant: Young-Se Kim, et al., filed Nov. 20, 2006 entitled Portable Telephone.
U.S. Appl. No. 29/256,891, Applicant: Yang-Jic Lee, et al., filed Mar. 27, 2006 entitled Portable Telephone.

(73) Assignee: **Samsung Electronics Co., Ltd.**,
Kyunggi-Do (KR)

(**) Term: **14 Years**

* cited by examiner

(21) Appl. No.: **29/272,199**

Primary Examiner—Terry A Wallace

(22) Filed: **Feb. 2, 2007**

(74) *Attorney, Agent, or Firm*—Flynn, Thiel, Boutell & Tanis, P.C.

(51) **LOC (8) Cl.** **14-03**

(57) **CLAIM**

(52) **U.S. Cl.** **D14/138**

(58) **Field of Classification Search** D14/137,
D14/138, 147, 247, 496, 148, 248, 341–347;
455/475.4, 566, 575.1, 566.1, 556.2, 90.3;
379/433.01–433.13; 348/14.01, 14.02, 376;
D21/329, 331, 333

The ornamental design for a portable telephone, as shown and described.

See application file for complete search history.

DESCRIPTION

FIG. 1 is a top front perspective view of a portable telephone showing our new design;

(56) **References Cited**

U.S. PATENT DOCUMENTS

D528,528 S 9/2006 Moon et al.
D529,472 S 10/2006 Kim et al.
D529,890 S 10/2006 Park et al.
D534,891 S 1/2007 Park et al.
D536,326 S 2/2007 Kim et al.
D536,691 S * 2/2007 Park D14/138
D539,257 S * 3/2007 Obata et al. D14/138

FIG. 2 is a front elevational view thereof;

FIG. 3 is a rear elevational view thereof;

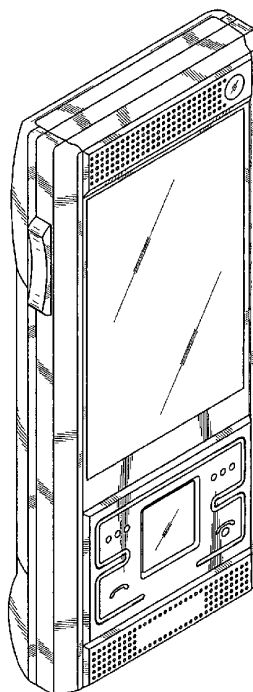
FIG. 4 is a left side elevational view thereof;

FIG. 5 is a right side elevational view thereof;

FIG. 6 is a top plan view thereof; and,

FIG. 7 is a bottom plan view thereof.

1 Claim, 4 Drawing Sheets



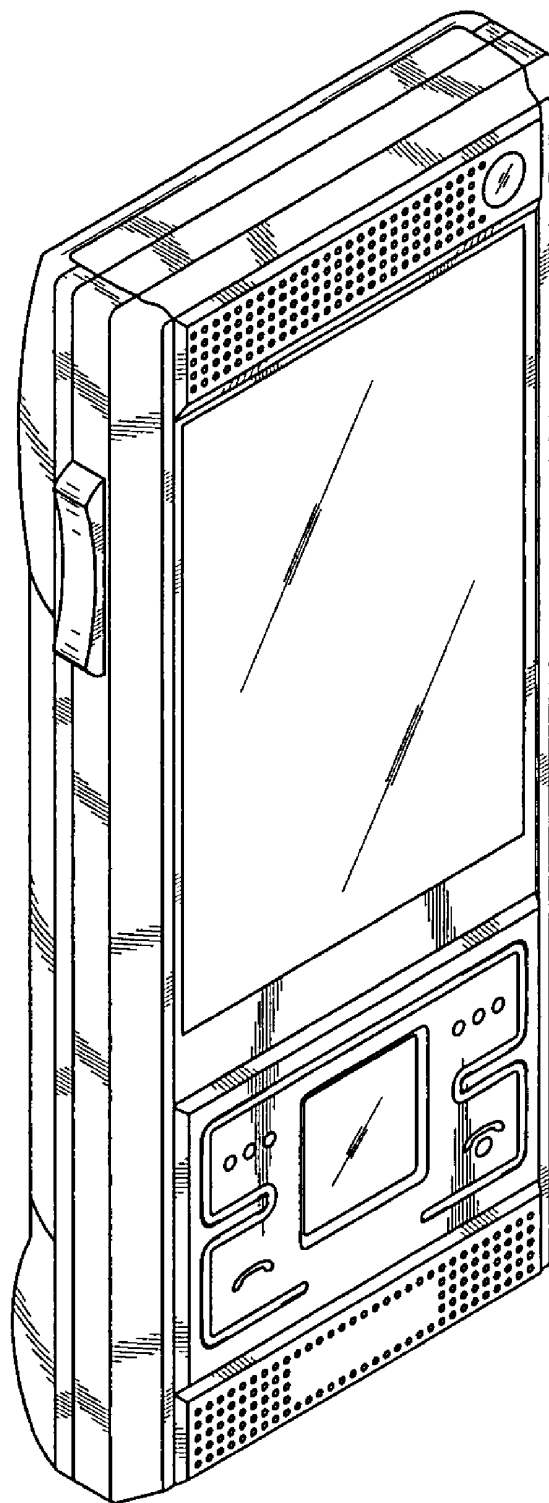


FIG. 1

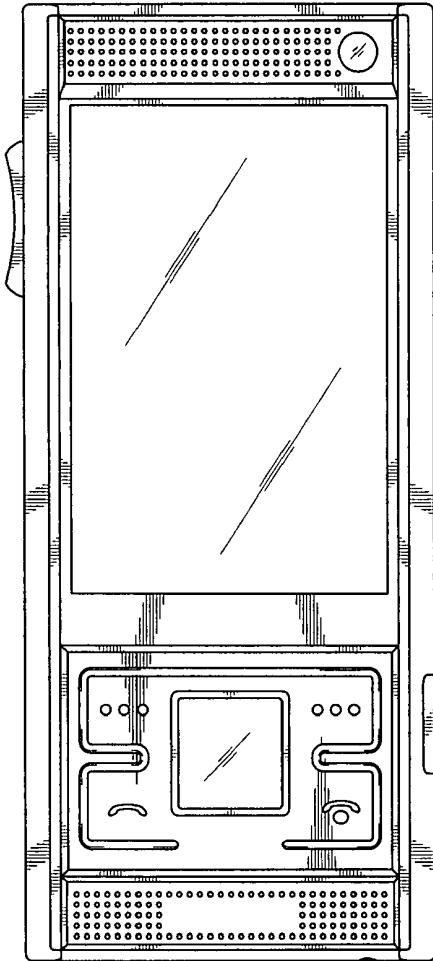


FIG. 2




FIG. 3

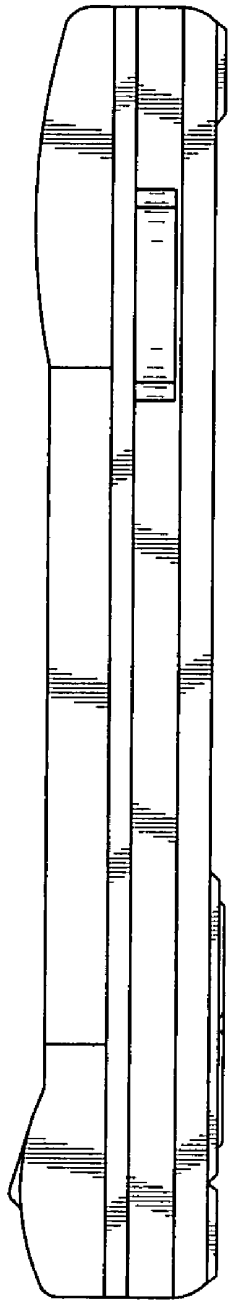


FIG. 4

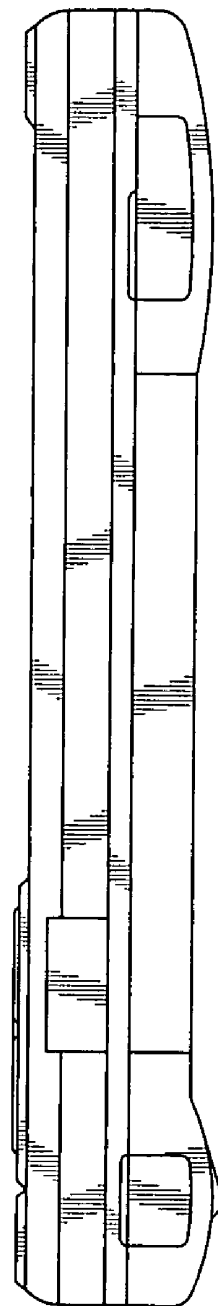


FIG. 5

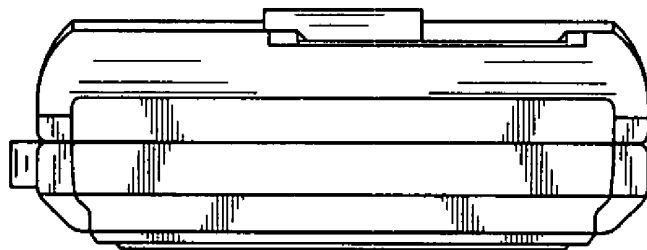


FIG. 6




FIG. 7