

# EXHIBIT 6



US00D514590S

(12) **United States Design Patent** (10) **Patent No.:** **US D514,590 S**  
**Naruki** (45) **Date of Patent:** **\*\* Feb. 7, 2006**

(54) **DIGITAL AUDIO PLAYER**  
(75) Inventor: **Masatomo Naruki, Kawasaki (JP)**  
(73) Assignee: **Kabushiki Kaisha Toshiba (JP)**  
(\*\*) Term: **14 Years**

6,639,577 B2 \* 10/2003 Eberhard ..... 345/102  
D489,052 S 4/2004 Shiraki et al.  
D497,618 S \* 10/2004 Andre et al. .... D14/496  
D504,442 S \* 4/2005 Kim ..... D14/496  
D504,691 S \* 5/2005 Ohno ..... D14/496

(21) Appl. No.: **29/216,154**  
(22) Filed: **Nov. 1, 2004**

**FOREIGN PATENT DOCUMENTS**  
JP 1086099 9/2000

(30) **Foreign Application Priority Data**  
Sep. 21, 2004 (JP) ..... 2004-028546  
(51) **LOC (8) Cl.** ..... **14-03**  
(52) **U.S. Cl.** ..... **D14/496**  
(58) **Field of Classification Search** ..... D14/496,  
D14/435, 474, 483, 217, 188, 204, 156, 157,  
D14/160, 167, 168; 369/1, 2, 75.11, 86, 99;  
370/342-344; 455/344-351; 273/148 B;  
463/1, 43-47

**OTHER PUBLICATIONS**  
Creative Media Advertisement, Nomad Jukebox Zen NX,  
dated Oct. 28, 2003.

See application file for complete search history.

\* cited by examiner  
*Primary Examiner*—Prabhakar Deshmukh  
(74) *Attorney, Agent, or Firm*—Banner & Witcoff, Ltd.

(56) **References Cited**  
**U.S. PATENT DOCUMENTS**

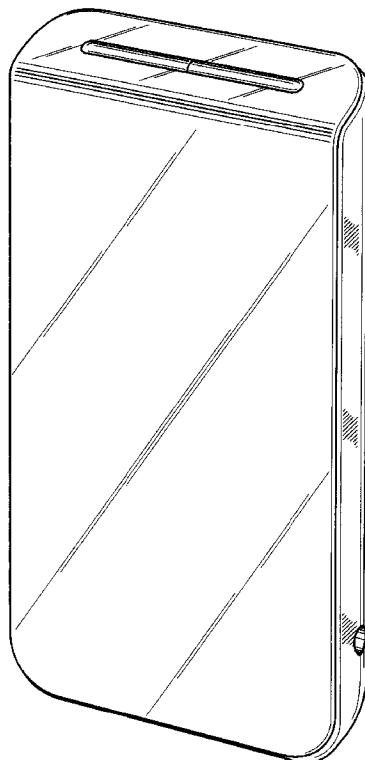
5,349,575 A \* 9/1994 Park ..... 369/1  
5,661,632 A \* 8/1997 Register ..... 361/683  
5,859,594 A \* 1/1999 King et al. .... 340/7.55  
6,041,023 A \* 3/2000 Lakhansingh ..... 369/7  
6,122,526 A \* 9/2000 Parulski et al. .... 455/556.1  
D452,226 S \* 12/2001 Simpson et al. .... D14/167  
D470,506 S \* 2/2003 Sadatsuki ..... D14/496

(57) **CLAIM**  
The ornamental design for a digital audio player, as shown  
and described.

**DESCRIPTION**

FIG. 1 is a top, front and right side perspective view of a  
digital audio player showing my new design,  
FIG. 2 is a front elevational view thereof,  
FIG. 3 is a rear elevational view thereof,  
FIG. 4 is a left side elevational view thereof,  
FIG. 5 is a right side elevational view thereof,  
FIG. 6 is a top plan view thereof; and,  
FIG. 7 is a bottom plan view thereof.

**1 Claim, 3 Drawing Sheets**



# FIG. 1

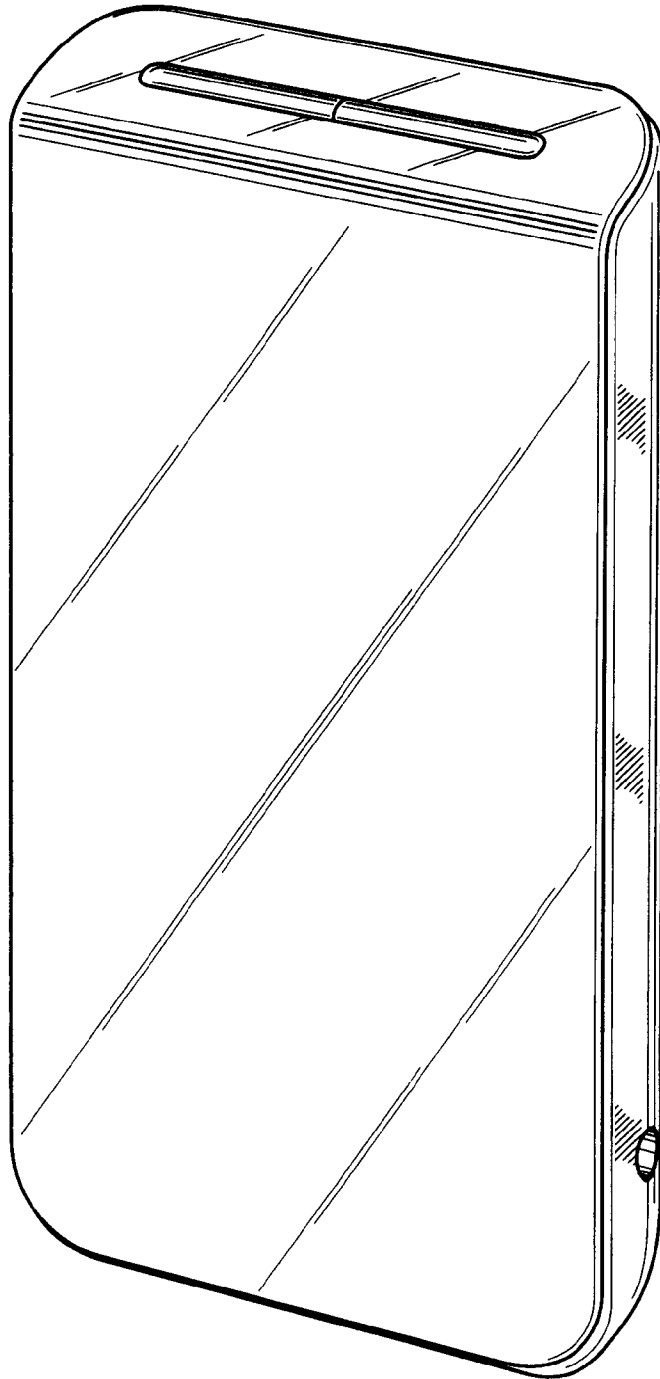


FIG. 2




FIG. 3




FIG. 4



FIG. 5

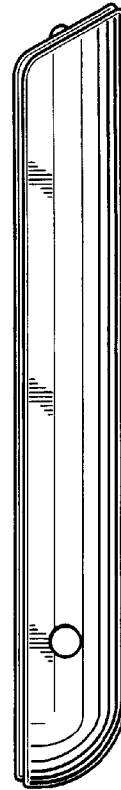


FIG. 6

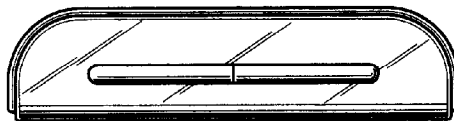


FIG. 7

