

BRESSLER EXHIBIT 11



US00D461802S

(12) **United States Design Patent**
Tu

(10) **Patent No.:** **US D461,802 S**

(45) **Date of Patent:** **** Aug. 20, 2002**

(54) **TABLET**

(75) **Inventor:** **Hsin-Hung Tu, Hsinchu (TW)**

(73) **Assignee:** **AIPTEK International Inc., Hsinchu (TW)**

(**) **Term:** **14 Years**

(21) **Appl. No.:** **29/147,460**

(22) **Filed:** **Aug. 29, 2001**

(51) **LOC (7) Cl.** **14-02**

(52) **U.S. Cl.** **D14/341**

(58) **Field of Search** D14/341, 342;
D19/59, 60; 345/104, 156, 173, 168; 178/18.03;
349/12

(56) **References Cited**

U.S. PATENT DOCUMENTS

- 4,927,986 A * 5/1990 Daly 178/19.01
- D319,434 S * 8/1991 Lund D14/341
- D346,366 S * 4/1994 Kim et al. D14/342

- D346,591 S * 5/1994 Lee D14/342
- D362,662 S * 9/1995 Baudot D14/389
- D363,468 S * 10/1995 Miki et al. D14/342
- D390,211 S * 2/1998 Yates et al. D14/341
- D395,639 S * 6/1998 Ham et al. D14/389

* cited by examiner

Primary Examiner—Freda Nunn

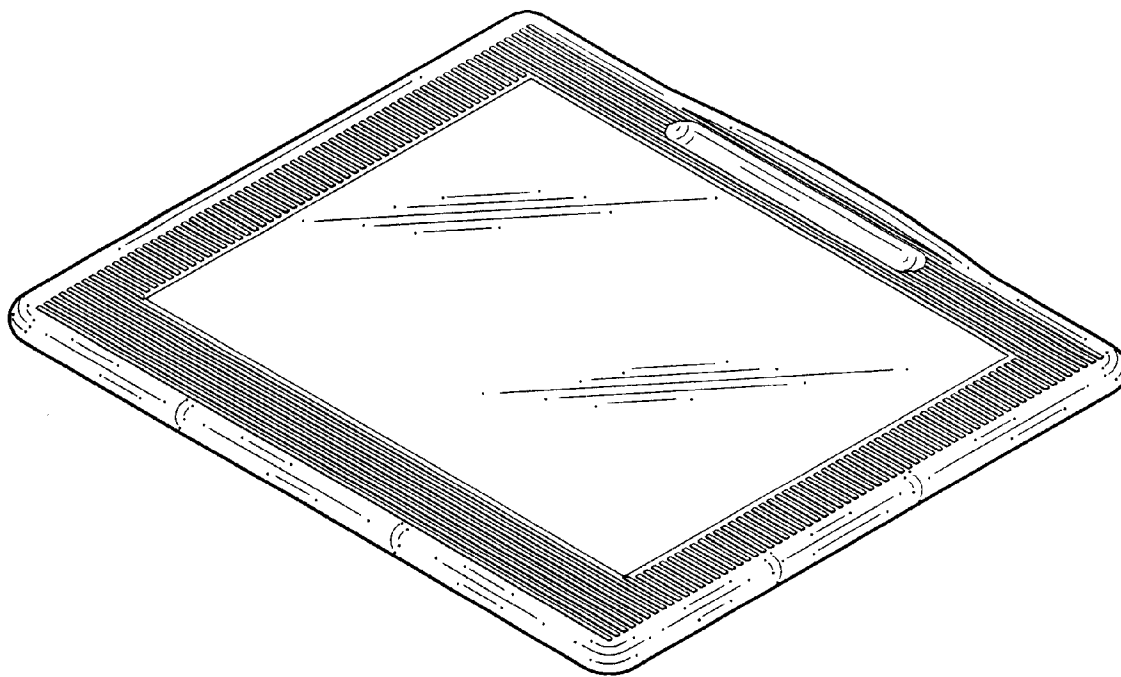
(57) **CLAIM**

The ornamental design for a tablet, as shown and described.

DESCRIPTION

FIG. 1 is a perspective view of a tablet showing my new design;
 FIG. 2 is a front elevational view thereof;
 FIG. 3 is a rear elevational view thereof;
 FIG. 4 is a left side elevational view thereof;
 FIG. 5 is right side elevational view thereof;
 FIG. 6 is a top view thereof; and,
 FIG. 7 is a bottom view thereof.

1 Claim, 7 Drawing Sheets



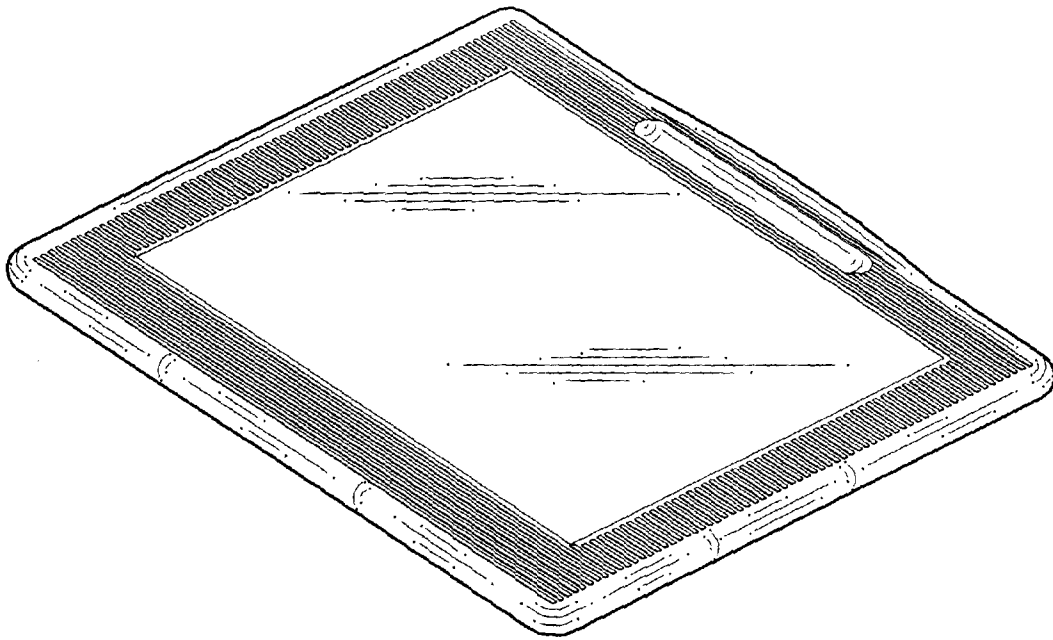


FIG. 1




FIG. 2




FIG. 3




FIG. 4



FIG. 5

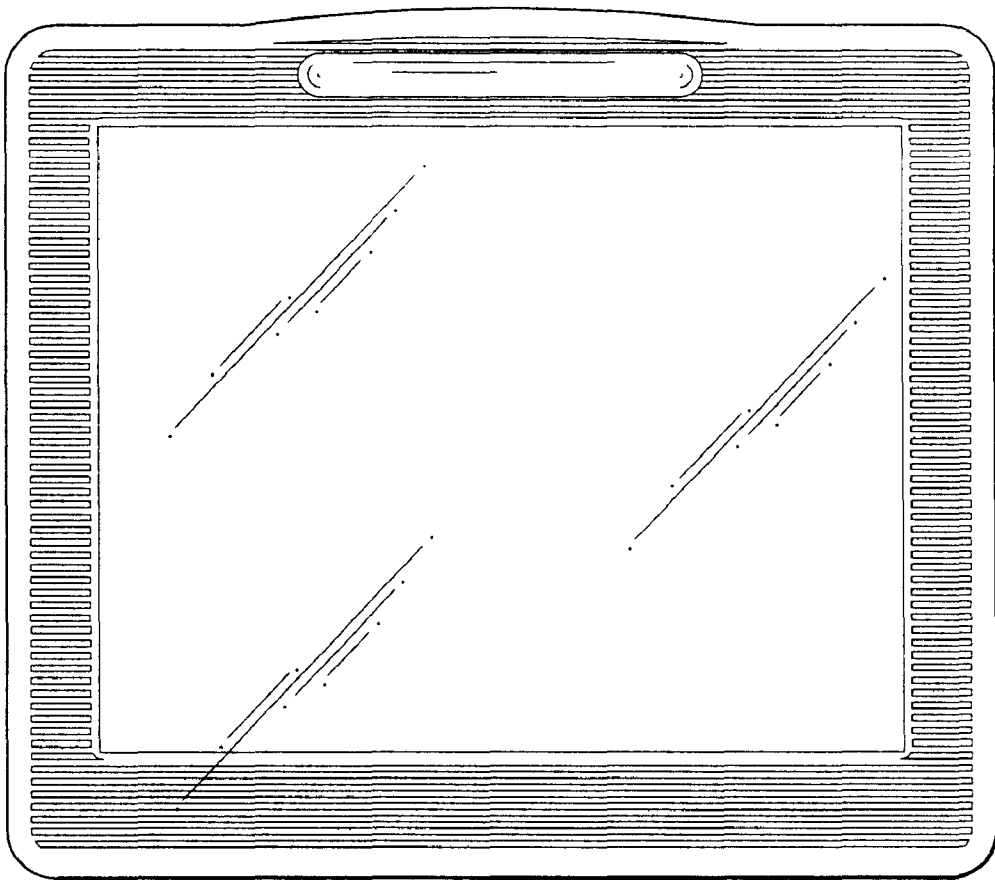


FIG. 6

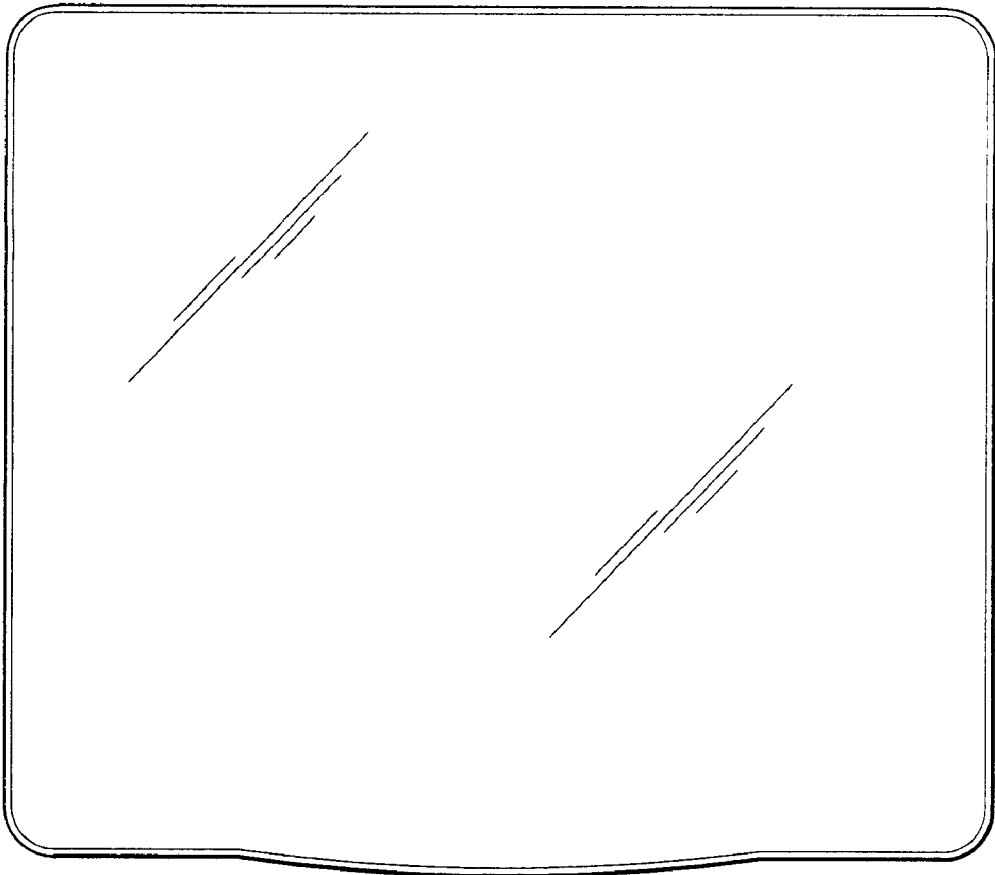


FIG. 7