

# WOODRING EXHIBIT 29



US00D451505B1

(12) **United States Design Patent**  
Iseki et al.

(10) **Patent No.:** **US D451,505 S**

(45) **Date of Patent:** **\*\* Dec. 4, 2001**

(54) **PORTABLE COMPUTER**

(75) Inventors: **Daisuke Iseki**, Tokyo; **Yoshiaki Amano**, Tama; **Fumihito Takei**; **Naoyuki Sakamoto**, both of Yokohama, all of (JP)

(73) Assignee: **Hitachi, Ltd.**, Tokyo (JP)

(\*\*) Term: **14 Years**

(21) Appl. No.: **29/133,542**

(22) Filed: **Dec. 4, 2000**

(30) **Foreign Application Priority Data**

Jun. 22, 2000 (JP) ..... 12-016930

(51) **LOC (7) Cl.** ..... **14-02**

(52) **U.S. Cl.** ..... **D14/341**

(58) **Field of Search** ..... D14/341, 342, D14/371, 374, 346, 389; D19/26, 59, 60; 345/104, 156, 173, 168, 901, 905; 349/12; D16/225

(56) **References Cited**

**U.S. PATENT DOCUMENTS**

D. 390,861 \* 2/1998 Liao ..... D16/225

D. 392,947 \* 3/1998 Iino ..... D14/346  
D. 395,639 \* 6/1998 Ham et al. .... D14/389  
D. 410,443 \* 6/1999 Matsumoto ..... D14/341  
D. 425,558 \* 5/2000 Tarpennen et al. .... D19/26

\* cited by examiner

*Primary Examiner*—Freda Nunn

(74) *Attorney, Agent, or Firm*—Antonelli, Terry, Stout & Kraus, LLP

(57) **CLAIM**

The ornamental design for a portable computer, as shown.

**DESCRIPTION**

FIG. 1 is a front, bottom and right side perspective view of a portable computer showing our new design; FIG. 2 is a front elevational view thereof; FIG. 3 is a right side elevational view thereof; FIG. 4 is a top plan view thereof; FIG. 5 is a bottom plan view thereof; FIG. 6 is a rear side elevational view thereof; and, FIG. 7 is a left side elevational view thereof.

**1 Claim, 4 Drawing Sheets**

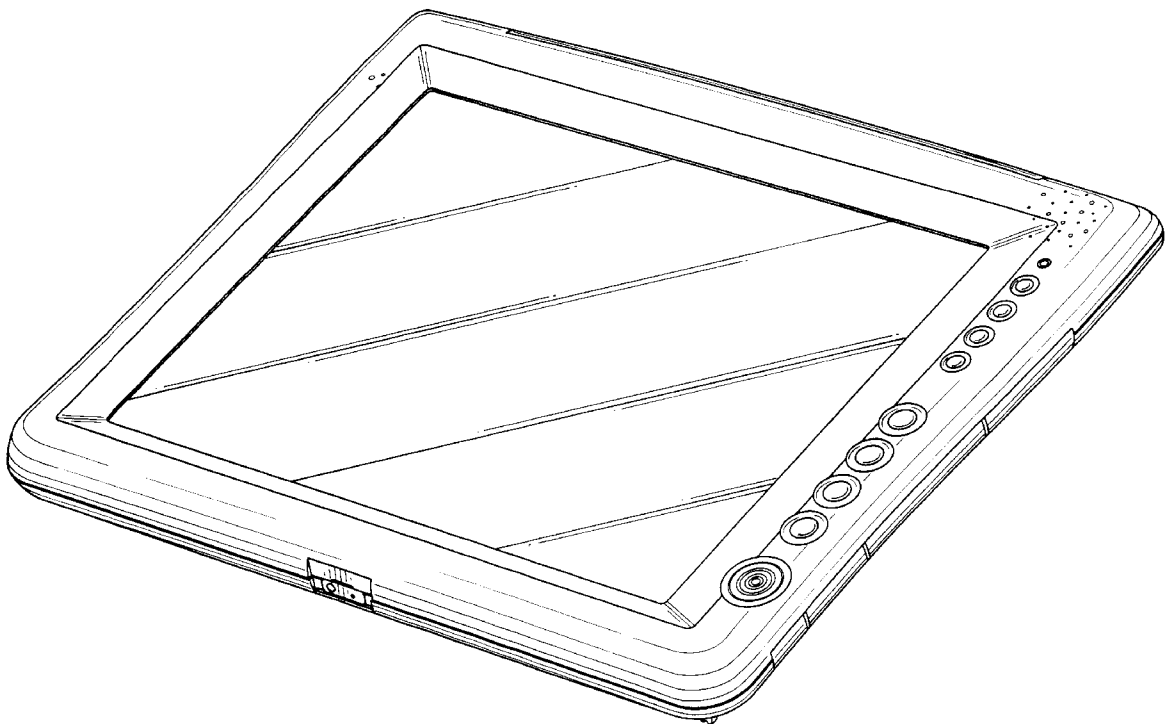


FIG. 1

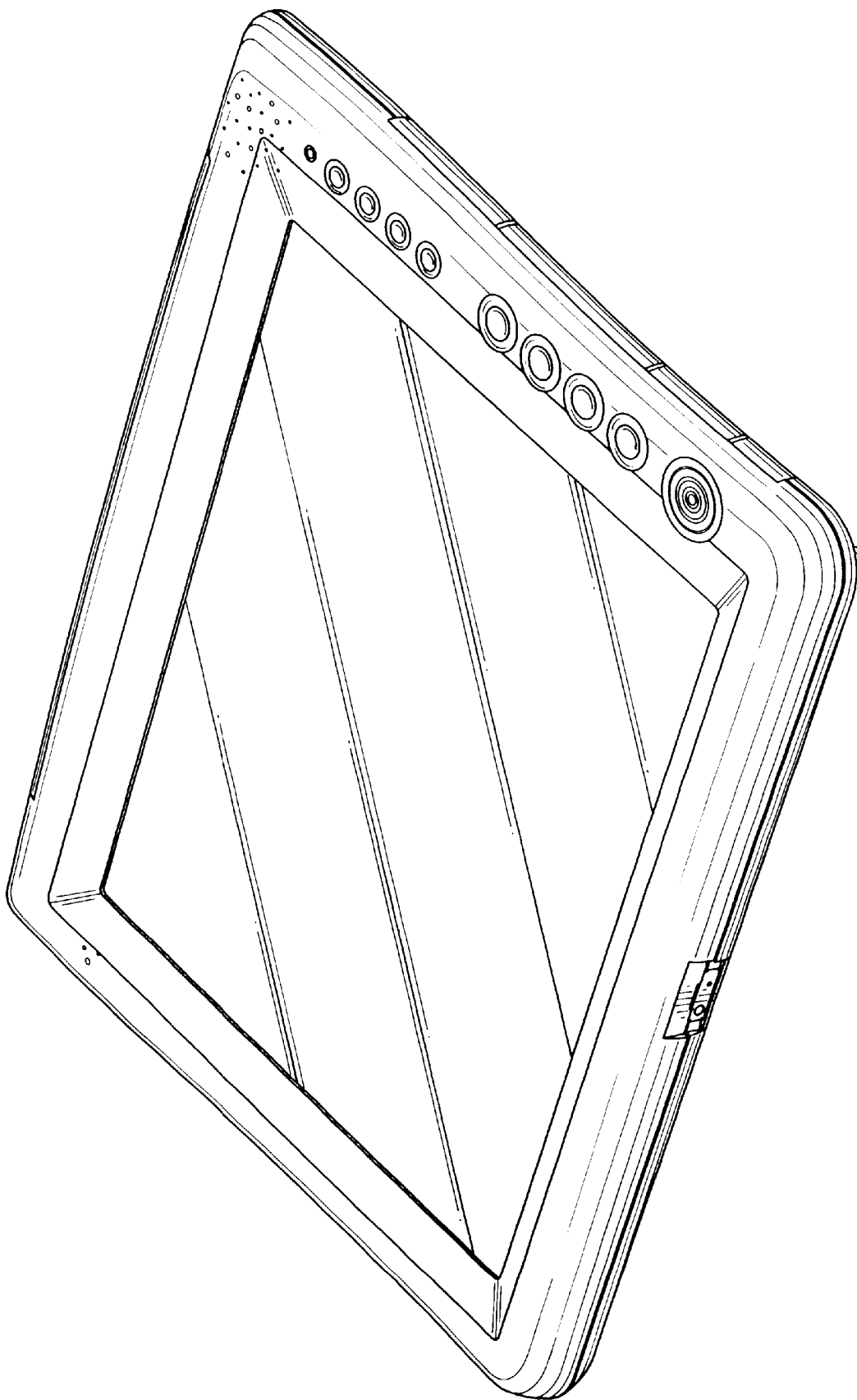


FIG. 3

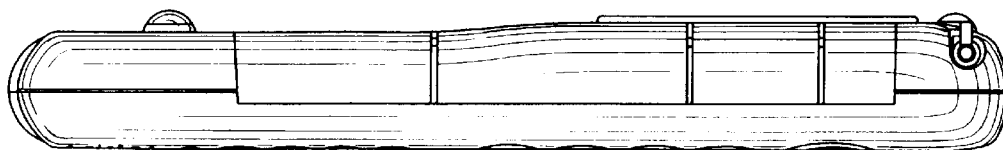




FIG. 2



*FIG. 4*



*FIG. 5*

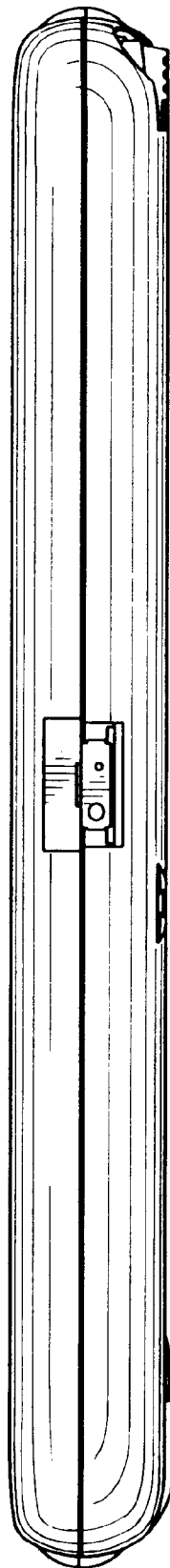


FIG. 7




FIG. 6

