

# WOODRING EXHIBIT 48



US00D461802S

(12) **United States Design Patent**  
**Tu**

(10) **Patent No.:** **US D461,802 S**

(45) **Date of Patent:** **\*\* Aug. 20, 2002**

(54) **TABLET**

(75) **Inventor:** **Hsin-Hung Tu, Hsinchu (TW)**

(73) **Assignee:** **AIPTEK International Inc., Hsinchu (TW)**

(\*\*) **Term:** **14 Years**

(21) **Appl. No.:** **29/147,460**

(22) **Filed:** **Aug. 29, 2001**

(51) **LOC (7) Cl.** ..... **14-02**

(52) **U.S. Cl.** ..... **D14/341**

(58) **Field of Search** ..... D14/341, 342;  
D19/59, 60; 345/104, 156, 173, 168; 178/18.03;  
349/12

(56) **References Cited**

**U.S. PATENT DOCUMENTS**

- 4,927,986 A \* 5/1990 Daly ..... 178/19.01
- D319,434 S \* 8/1991 Lund ..... D14/341
- D346,366 S \* 4/1994 Kim et al. .... D14/342

- D346,591 S \* 5/1994 Lee ..... D14/342
- D362,662 S \* 9/1995 Baudot ..... D14/389
- D363,468 S \* 10/1995 Miki et al. .... D14/342
- D390,211 S \* 2/1998 Yates et al. .... D14/341
- D395,639 S \* 6/1998 Ham et al. .... D14/389

\* cited by examiner

*Primary Examiner*—Freda Nunn

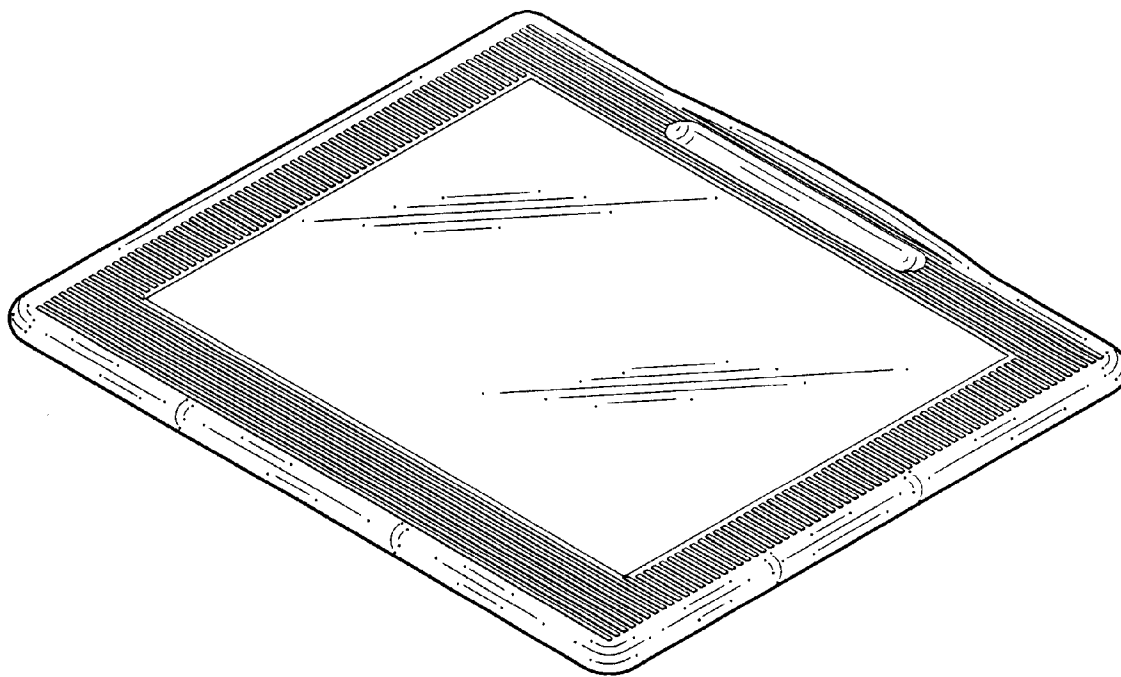
(57) **CLAIM**

The ornamental design for a tablet, as shown and described.

**DESCRIPTION**

FIG. 1 is a perspective view of a tablet showing my new design;  
 FIG. 2 is a front elevational view thereof;  
 FIG. 3 is a rear elevational view thereof;  
 FIG. 4 is a left side elevational view thereof;  
 FIG. 5 is right side elevational view thereof;  
 FIG. 6 is a top view thereof; and,  
 FIG. 7 is a bottom view thereof.

**1 Claim, 7 Drawing Sheets**



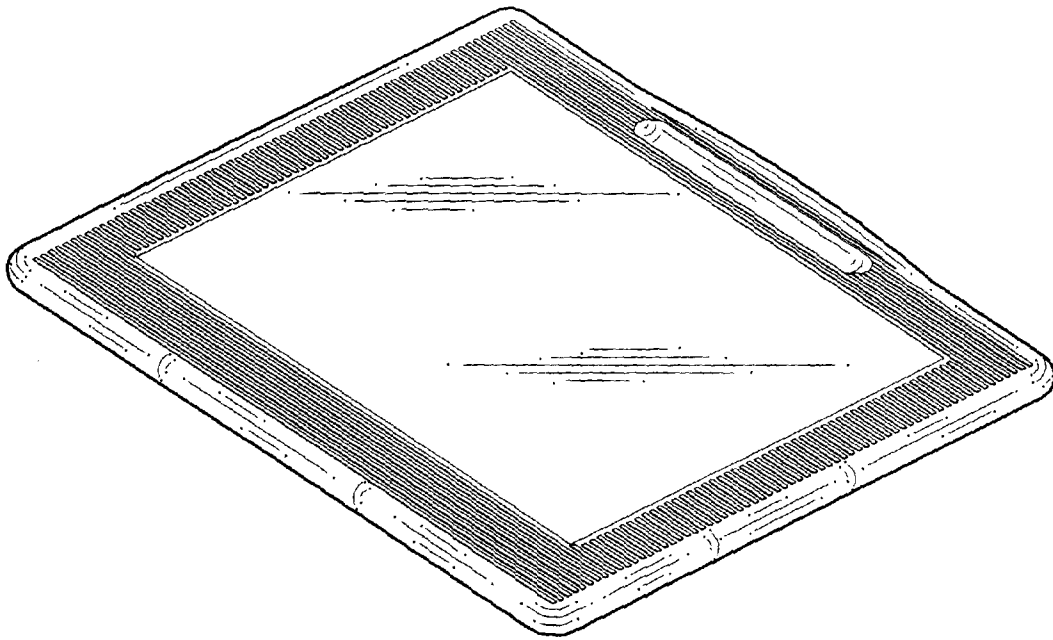





FIG. 1



**FIG. 2**



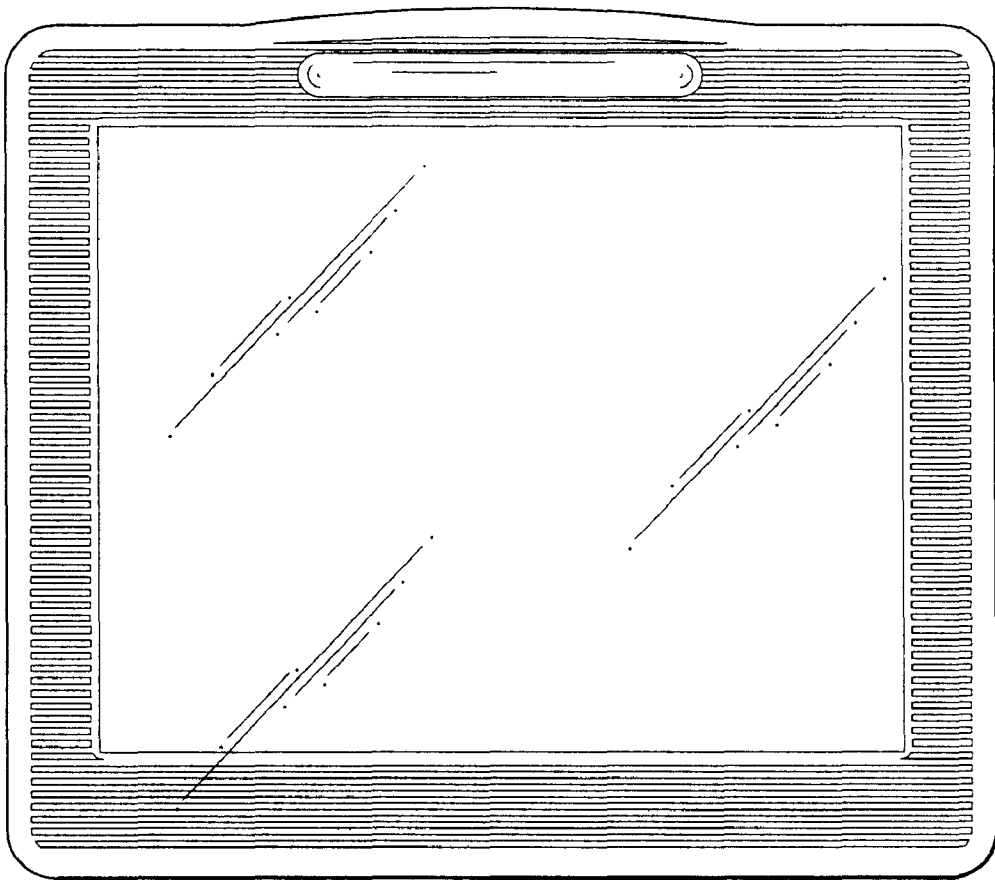
**FIG. 3**



**FIG. 4**

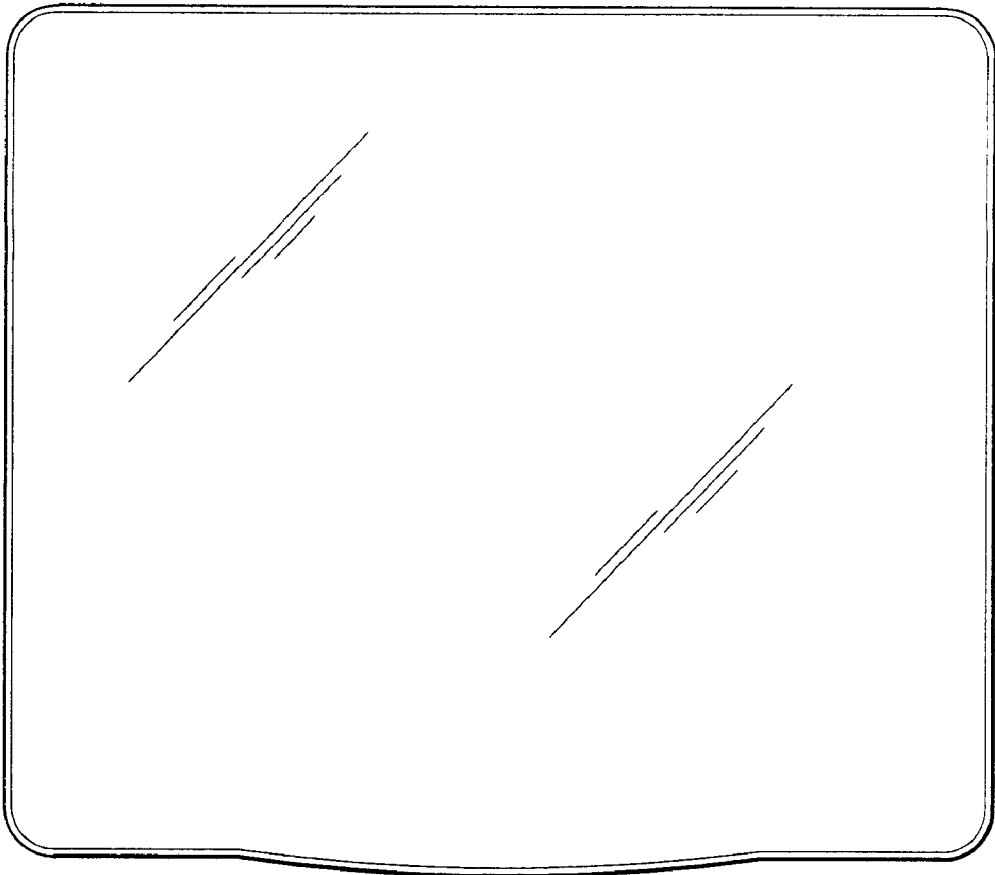


**FIG. 5**



**FIG. 6**





**FIG. 7**