

**EXHIBIT 13**  
**REDACTED VERSION**



US00D622270S

(12) **United States Design Patent**  
**Andre et al.**

(10) **Patent No.:** **US D622,270 S**

(45) **Date of Patent:** **\*\* Aug. 24, 2010**

(54) **ELECTRONIC DEVICE**

(75) Inventors: **Bartley K. Andre**, Menlo Park, CA (US); **Daniel J. Coster**, San Francisco, CA (US); **Daniele De Iulii**, San Francisco, CA (US); **Richard P. Howarth**, San Francisco, CA (US); **Jonathan P. Ive**, San Francisco, CA (US); **Steve Jobs**, Palo Alto, CA (US); **Duncan Robert Kerr**, San Francisco, CA (US); **Shin Nishibori**, Portola Valley, CA (US); **Matthew Dean Rohrbach**, San Francisco, CA (US); **Peter Russell-Clarke**, San Francisco, CA (US); **Douglas B. Satzger**, Menlo Park, CA (US); **Calvin Q. Seid**, Palo Alto, CA (US); **Vincent Keane Seid**, legal representative, Los Gatos, CA (US); **Christopher J. Stringer**, Woodside, CA (US); **Eugene Antony Whang**, San Francisco, CA (US); **Rico Zorkendorfer**, San Francisco, CA (US)

(58) **Field of Classification Search** ..... D14/341-347, D14/137, 138, 138.1, 138 AA, 138 R, 138 AB, D14/18 AC, 138 AD, 138 C, 138 G, 496, D14/203.1, 203.3, 203.4, 203.5, 203.6, 203.7, D14/402-411, 431, 417, 426, 427, 428, 432, D14/429, 129, 130, 420, 439-441, 448, 125, D14/147, 156, 218, 247-248, 250, 389; D10/65, D10/104; D21/324, 329, 330, 331; 455/556.1, 455/556.2, 566, 575.1, 575.3, 575.4, 90.3, 455/6.1; 379/433.04, 433.11, 433.12, 433.13, 379/910, 916, 433.01, 433.06, 433.07; 345/169, 345/901, 905; 361/814; 341/122; 346/173; 273/454-456, 459-461, 153 R, 148 R, 148 B, 273/259, 138.2, 237; 463/1, 46, 47, 47.3; D3/18, 19, 26, 200, 201, 203.1-203.8, 205, D3/207, 212, 218, 226-228, 247, 250, 265, D3/269, 272, 303, 304, 309, 315, 321; D9/700, D9/500, 414, 337; D28/5, 61, 73, 76, 78, D28/83

See application file for complete search history.

(56)

**References Cited**

**U.S. PATENT DOCUMENTS**

D289,873 S	5/1987	Gemmell et al.	
D306,583 S	* 3/1990	Krolopp et al.	..... D14/137
D337,569 S	7/1993	Kando	
D340,917 S	11/1993	Sakaguchi et al.	
D420,354 S	2/2000	Morales	
D424,535 S	5/2000	Peltola	
D456,023 S	4/2002	Andre et al.	
D489,731 S	5/2004	Huang	
D498,754 S	11/2004	Blyth	
D499,423 S	12/2004	Bahroocha et al.	
D502,173 S	2/2005	Jung et al.	
D504,889 S	5/2005	Andre et al.	
D505,950 S	6/2005	Summit et al.	
D507,003 S	7/2005	Pai et al.	
D514,121 S	1/2006	Johnson	

(73) Assignee: **Apple Inc.**, Cupertino, CA (US)

(\*\*) Term: **14 Years**

(21) Appl. No.: **29/344,620**

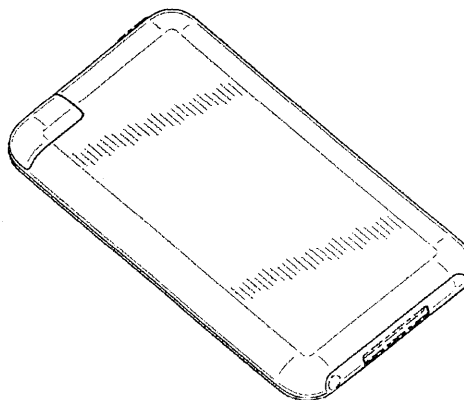
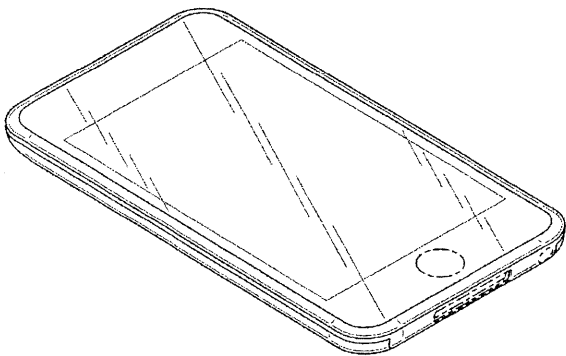
(22) Filed: **Oct. 1, 2009**

**Related U.S. Application Data**

(63) Continuation of application No. 29/284,188, filed on Aug. 31, 2007, now Pat. No. Des. 602,486.

(51) **LOC (9) Cl.** ..... **14-02**

(52) **U.S. Cl.** ..... **D14/341**



Reporter: Lorrie L. Marchant, RPR CRR, CCRR, CLR, (C) NO. 10523

EXHIBIT: 1101

Witness: Coster

Date: 10-27-2011 # pages: 7

D514,590 S	2/2006	Naruki	iPod U2 Special Edition, downloaded from <a href="http://ipod.wikia.com/wiki/iPod_U2_Special_Edition">http://ipod.wikia.com/wiki/iPod_U2_Special_Edition</a> , Oct. 2004.
D519,116 S	4/2006	Tanaka et al.	"Apple Introduces the U2 iPod," Apple Corporation press Release, <a href="http://www.apple.com/pr/library/2004/oct/26u2ipod.html">http://www.apple.com/pr/library/2004/oct/26u2ipod.html</a> , Oct. 26, 2004.
D519,523 S	4/2006	Chiu et al.	U.S. Appl. No. 29/282,831, Andre et al., Electronic Device, filed Jul. 30, 2007.
D520,020 S	5/2006	Senda et al.	U.S. Appl. No. 29/284,269, Andre et al., Electronic Device, filed Sep. 4, 2007.
D528,542 S	9/2006	Luminosu et al.	U.S. Appl. No. 29/284,271, Andre et al., Electronic Device, filed Sep. 4, 2007.
D528,561 S	9/2006	Ka-Wei et al.	U.S. Appl. No. 29/284,272, Andre et al., Electronic Device, filed Sep. 5, 2007.
D529,045 S	9/2006	Shin	U.S. Appl. No. 29/284,276, Andre et al., Electronic Device, filed Sep. 5, 2007.
D532,791 S	11/2006	Kim	U.S. Appl. No. 29/284,288, Andre et al., Electronic Device, filed Sep. 5, 2007.
D534,143 S	12/2006	Lheem	U.S. Appl. No. 29/284,308, Andre et al., Electronic Device, filed Sep. 5, 2007.
D535,281 S	1/2007	Yang	U.S. Appl. No. 29/284,310, Andre et al., Electronic Device, filed Sep. 5, 2007.
D536,691 S	2/2007	Park	U.S. Appl. No. 29/284,312, Andre et al., Electronic Device, filed Sep. 5, 2007.
D536,962 S	2/2007	Tanner	U.S. Appl. No. 29/345,051, Andre et al., Electronic Device, filed Oct. 8, 2009.
D538,822 S	3/2007	Andre et al.	U.S. Appl. No. 29/332,683, Andre et al., Electronic Device, filed Feb. 23, 2009.
D541,298 S	4/2007	Andre et al.	U.S. Appl. No. 29/328,018, Andre et al., Electronic Device, filed Nov. 18, 2009.
D541,299 S	4/2007	Andre et al.	U.S. Appl. No. 29/336,923, Andre et al., Electronic Device, filed May 12, 2009.
D546,313 S	7/2007	Lheem	U.S. Appl. No. 29/343,549, Andre et al., Electronic Device, filed Sep. 15, 2009.
D548,732 S	8/2007	Cebe et al.	
D548,747 S	8/2007	Andre et al.	
D556,211 S	11/2007	Howard	
D557,238 S	12/2007	Kim	
D558,756 S	1/2008	Andre et al.	
D558,757 S	1/2008	Andre et al.	
D558,758 S	1/2008	Andre et al.	
D558,792 S	1/2008	Chigira	
D559,220 S	1/2008	Lee et al.	
D560,192 S	1/2008	Lee et al.	
D560,683 S	1/2008	Lee	
D560,686 S	1/2008	Kim	
D561,153 S	2/2008	Hong et al.	
D561,204 S	2/2008	Toh	
D561,782 S	2/2008	Kim	
D562,285 S	2/2008	Lim	
D563,432 S	3/2008	Kim	
D563,929 S	3/2008	Park	
D565,596 S	4/2008	Kim	
D565,599 S	4/2008	Jang et al.	
D569,830 S	5/2008	Kwak	
D570,346 S	6/2008	Suk et al.	
D570,839 S	6/2008	Hofer et al.	
7,409,059 B2	8/2008	Fujisawa	
D580,387 S	11/2008	Andre et al.	
D581,922 S	12/2008	Andre et al.	
D586,800 S	2/2009	Andre et al.	
D593,087 S	5/2009	Andre et al.	
D602,014 S	10/2009	Andre et al.	
D602,486 S	10/2009	Andre et al.	
2006/0281501 A1	12/2006	Zuo et al.	
2007/0082718 A1	4/2007	Yoon et al.	
2008/0004085 A1	1/2008	Jung et al.	

\* cited by examiner

*Primary Examiner*—Jennifer Rivard  
*Assistant Examiner*—Barbara Fox  
 (74) *Attorney, Agent, or Firm*—Sterne, Kessler, Goldstein & Fox PLLC

(57) **CLAIM**

The ornamental design for an electronic device, as shown and described.

**DESCRIPTION**

FIG. 1 is a front perspective view of an electronic device showing our new design;  
 FIG. 2 is a rear perspective thereof;  
 FIG. 3 is a front view thereof;  
 FIG. 4 is a rear view thereof;  
 FIG. 5 is a left side view thereof;  
 FIG. 6 is right side view thereof;  
 FIG. 7 is a top plan view thereof;  
 FIG. 8 is a bottom plan view thereof; and,  
 FIG. 9 is an enlarged elevational view of a representative corner of the electronic device.

The broken lines show portions of the electronic device which form no part of the claimed design.

**1 Claim, 5 Drawing Sheets**

**FOREIGN PATENT DOCUMENTS**

EM	000569157-0005	5/2006
KR	30-0452432	7/2007

**OTHER PUBLICATIONS**

Samsung F700, announced Feb. 2007, [online], [retrieved on Feb. 8, 2007]. Retrieved from Internet, <http://www.gsmarena.com>.  
 Philips S900, announced Jun. 2006, [online], [retrieved on Feb. 20, 2007]. Retrieved from Internet, <http://www.gsmarena.com>.  
 LG KE850 Prada, announced Jan. 2007, [online], [retrieved on Feb. 20, 2007]. Retrieved from Internet, <http://www.gsmarena.com>.  
 Apple iPhone, announced Jan. 2007, [online], [retrieved on Mar. 12, 2007]. Retrieved from Internet, <http://www.gsmarena.com>.  
 Tinnos PDA, posted May 19, 2006, [online], [retrieved on Aug. 22, 2007]. Retrieved from Internet, <http://www.mobilewhack.com>.  
 Meizu M8, posted Jan. 29, 2007, [online], [retrieved on Sep. 13, 2007]. Retrieved from Internet, <http://www.engadget.com>.

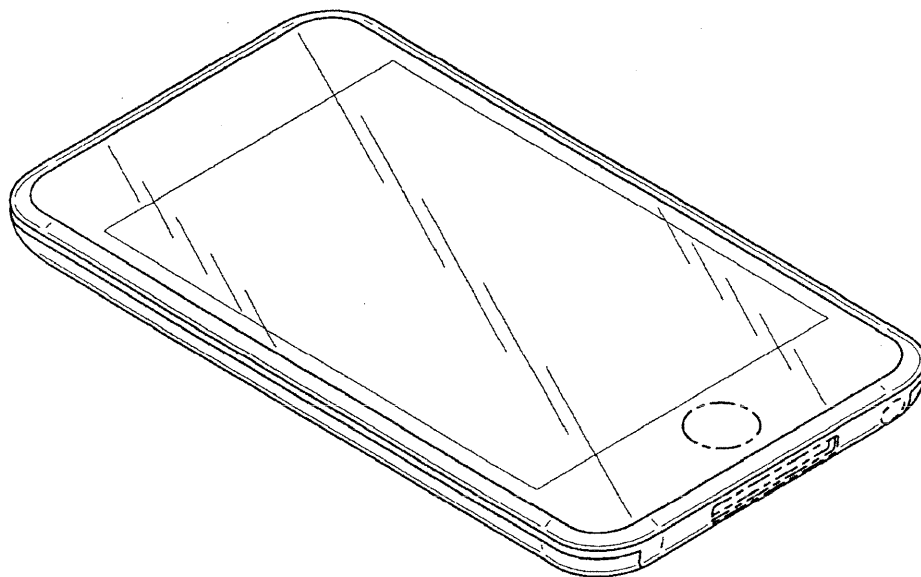


FIG. 1

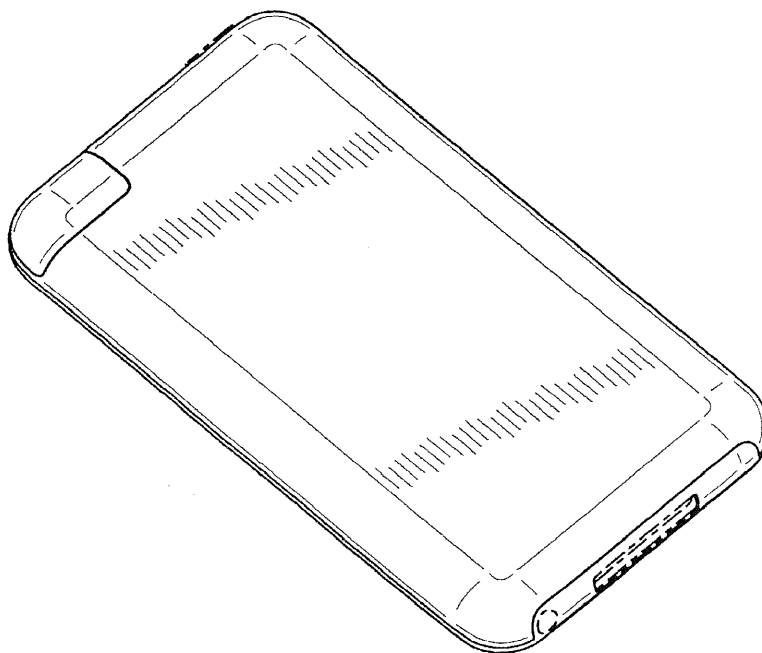


FIG. 2

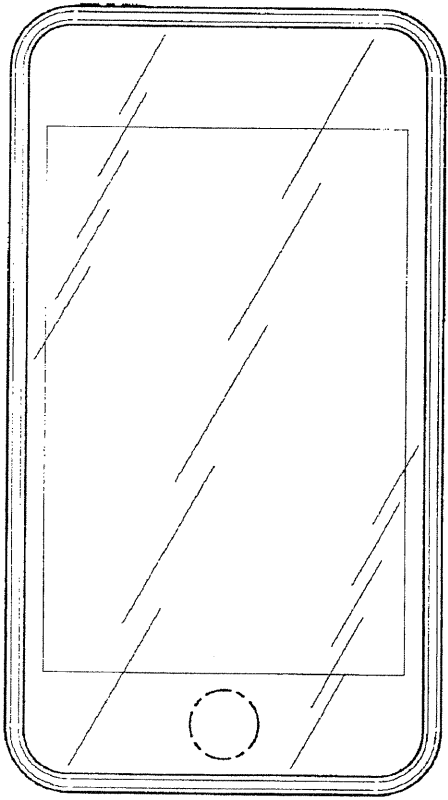


FIG. 3






FIG. 4




**FIG. 5**




**FIG. 6**



**FIG. 7**



**FIG. 8**



REDACTED

**FIG. 9**