

Exhibit 2



US00D425504S

United States Patent [19]

[11] Patent Number: **Des. 425,504**

Woodring et al.

[45] Date of Patent: **** May 23, 2000**

[54] **DICTIONARY INTERFACE APPARATUS**

D. 266,758	11/1982	Johannsen et al.	D14/218 X
D. 363,486	10/1995	Shinohara et al.	D14/218
D. 366,043	1/1996	Hara et al.	D14/218
D. 377,491	1/1997	Chou	D14/167

[75] Inventors: **Cooper C. Woodring**, Topeka, Kans.;
Donald E. Latson, New Haven, Conn.;
Dennis S. Howell, Olathe, Kans.

Primary Examiner—Nanda Bondade
Attorney, Agent, or Firm—Hovey, Williams, Timmons & Collins

[73] Assignee: **Dynamic Voice L.L.C.**, Olathe, Kans.

[**] Term: **14 Years**

[57] CLAIM

[21] Appl. No.: **29/094,120**

The ornamental design for a dictation interface apparatus, as shown and described.

[22] Filed: **Sep. 25, 1998**

DESCRIPTION

[51] **LOC (7) Cl.** **14-01**

[52] **U.S. Cl.** **D14/154; D14/218**

[58] **Field of Search** D14/124, 154,
D14/155, 158, 159, 167, 217, 218, 299;
D13/168; 348/734

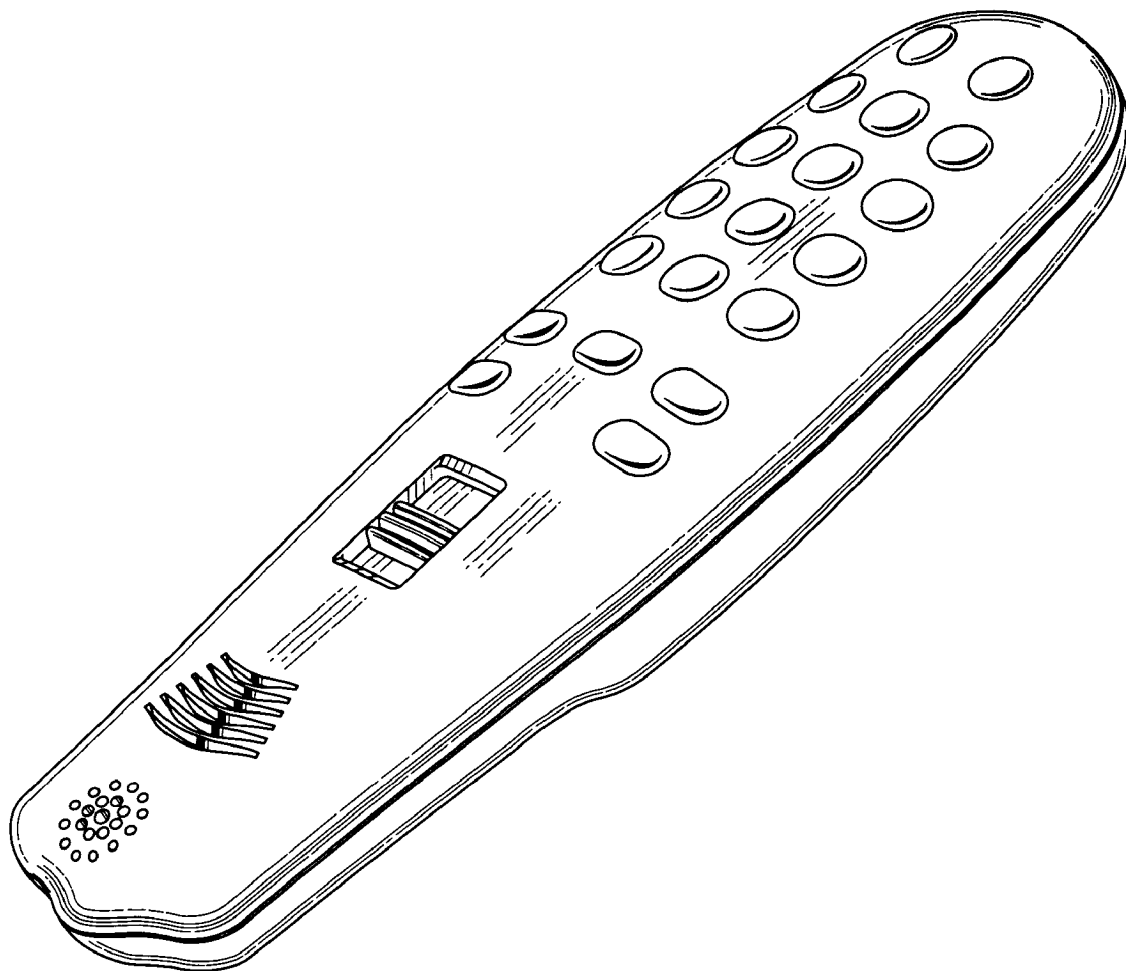
FIG. 1 is a front, top, left pictorial view of our preferred dictation interface apparatus; FIG. 2 is a rear, top, right pictorial view thereof; FIG. 3 is a front elevational view thereof; FIG. 4 is a left side elevational view thereof; FIG. 5 is a rear elevational view thereof; FIG. 6 is a top plan view thereof; and, FIG. 7 is a bottom plan view thereof.

[56] References Cited

U.S. PATENT DOCUMENTS

D. 263,300 3/1982 Waagen D14/154

1 Claim, 2 Drawing Sheets



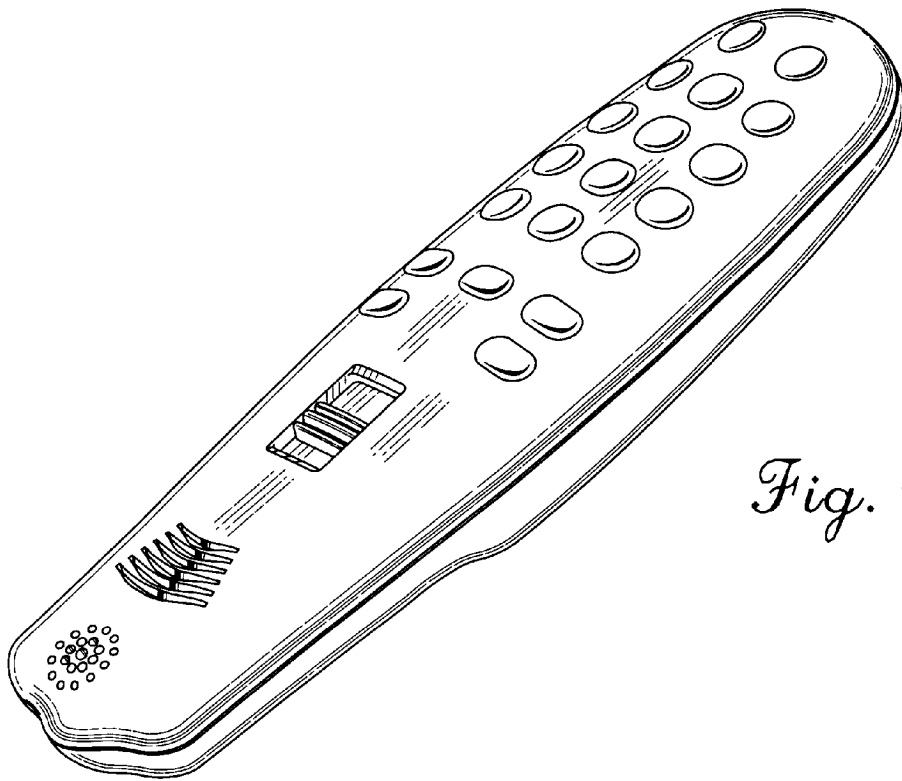


Fig. 1.

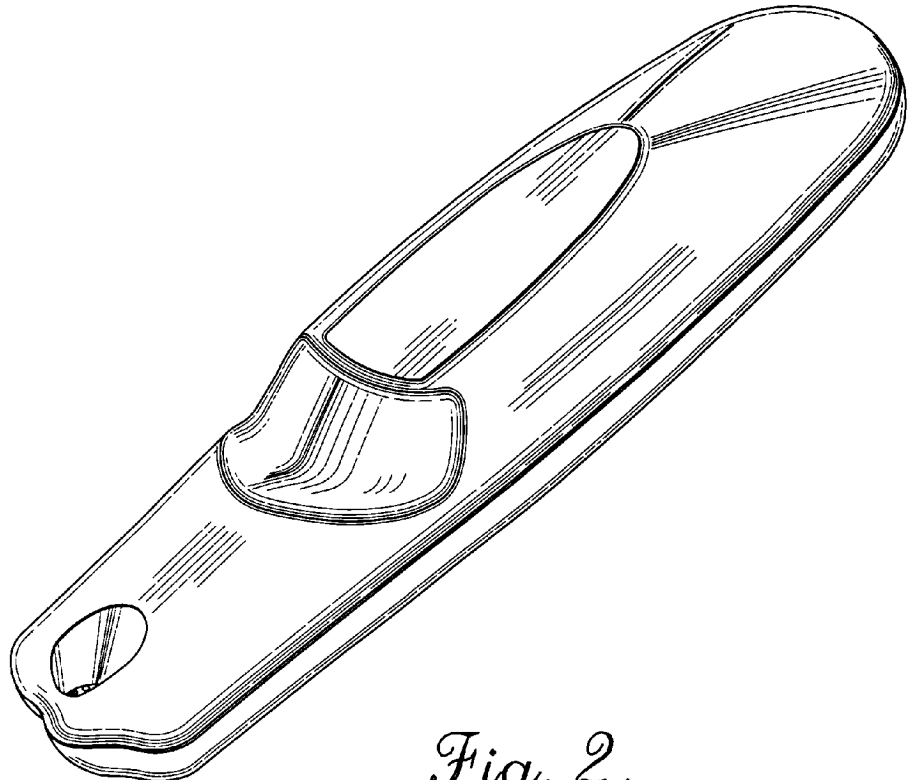


Fig. 2.

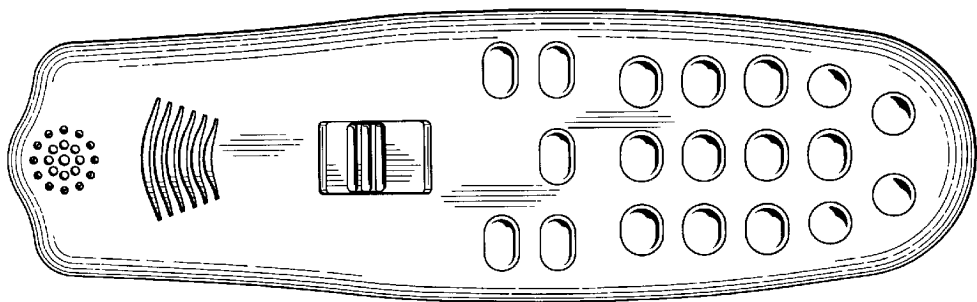


Fig. 3.

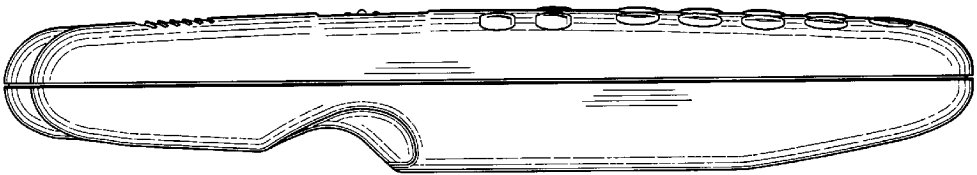


Fig. 4.

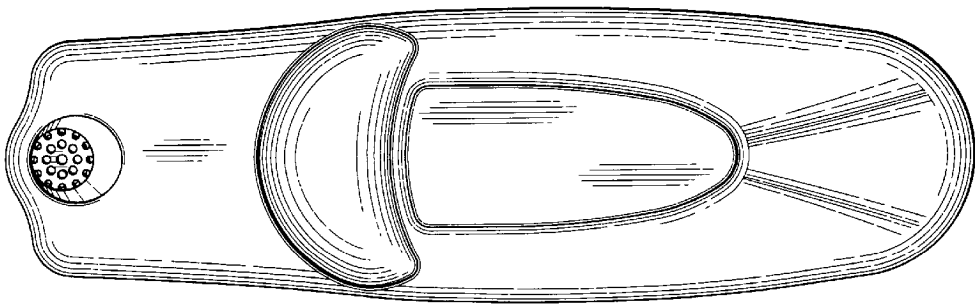


Fig. 5.

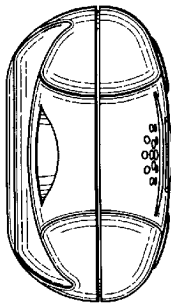


Fig. 6.

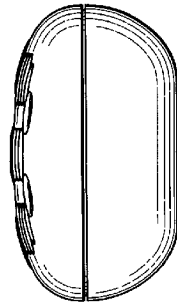


Fig. 7.