

United States District Court
For the Northern District of California

1
2
3
4
5
6
7
8
9
10
11
12
13
14
15
16
17
18
19
20
21
22
23
24
25
26
27
28

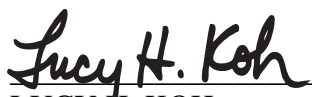
UNITED STATES DISTRICT COURT
NORTHERN DISTRICT OF CALIFORNIA
SAN JOSE DIVISION

APPLE, INC., a California corporation,)
)
Plaintiff and Counterdefendant,)
v.)
)
SAMSUNG ELECTRONICS CO., LTD., a)
Korean corporation; SAMSUNG)
ELECTRONICS AMERICA, INC., a New York)
corporation; and SAMSUNG)
TELECOMMUNICATIONS AMERICA, LLC,)
a Delaware limited liability company,)
)
Defendants and Counterclaimants.)
)

Case No.: 12-CV-00630-LHK
FINAL JURY INSTRUCTIONS

IT IS SO ORDERED.

Dated: April 27, 2014



LUCY H. KOH
United States District Judge

INSTRUCTIONS AT THE CLOSE OF EVIDENCE

GENERAL CIVIL INSTRUCTIONS

1
2
3
4
5
6
7
8
9
10
11
12
13
14
15
16
17
18
19
20
21
22
23
24
25
26
27
28

FINAL JURY INSTRUCTION NO. 1 DUTY OF JURY5

FINAL JURY INSTRUCTION NO. 2 BURDEN OF PROOF—PREPONDERANCE OF
THE EVIDENCE6

FINAL JURY INSTRUCTION NO. 3 BURDEN OF PROOF—CLEAR AND
CONVINCING EVIDENCE.....7

FINAL JURY INSTRUCTION NO. 4 TWO OR MORE PARTIES—DIFFERENT LEGAL
RIGHTS.....8

FINAL JURY INSTRUCTION NO. 5 WHAT IS EVIDENCE9

FINAL JURY INSTRUCTION NO. 6 WHAT IS NOT EVIDENCE 10

FINAL JURY INSTRUCTION NO. 7 EVIDENCE FOR A LIMITED PURPOSE 11

FINAL JURY INSTRUCTION NO. 8 CHARTS AND SLIDES NOT RECEIVED IN
EVIDENCE 12

FINAL JURY INSTRUCTION NO. 9 CHARTS AND SUMMARIES IN EVIDENCE 13

FINAL JURY INSTRUCTION NO. 10 DIRECT AND CIRCUMSTANTIAL EVIDENCE 14

FINAL JURY INSTRUCTION NO. 11 CREDIBILITY OF WITNESSES..... 15

FINAL JURY INSTRUCTION NO. 12 IMPEACHMENT EVIDENCE—WITNESS 16

FINAL JURY INSTRUCTION NO. 13 TAKING NOTES..... 17

FINAL JURY INSTRUCTION NO. 14 DEPOSITION IN LIEU OF LIVE TESTIMONY..... 18

FINAL JURY INSTRUCTION NO. 15 USE OF INTERROGATORIES OF A PARTY 19

FINAL JURY INSTRUCTION NO. 16 EXPERT OPINION 20

FINAL JURY INSTRUCTION NO. 17 USE OF DEVICES DURING DELIBERATIONS 21

FINAL JURY INSTRUCTION NO. 18 SUMMARY OF CONTENTIONS 26

FINAL JURY INSTRUCTION NO. 19 DUTY TO DELIBERATE..... 27

FINAL JURY INSTRUCTION NO. 20 COMMUNICATION WITH COURT 28

FINAL JURY INSTRUCTION NO. 21 RETURN OF VERDICT 29

PATENT INSTRUCTIONS

1
2
3
4
5
6
7
8
9
10
11
12
13
14
15
16
17
18
19
20
21
22
23
24
25
26
27
28

PATENT INFRINGEMENT

FINAL JURY INSTRUCTION NO. 22 PATENTS—INTERPRETATION OF CLAIMS 30

FINAL JURY INSTRUCTION NO. 23 PATENTS—INFRINGEMENT BURDEN OF PROOF 31

FINAL JURY INSTRUCTION NO. 24 PATENTS—DIRECT INFRINGEMENT 32

FINAL JURY INSTRUCTION NO. 25 PATENTS—DIRECT INFRINGEMENT 33

FINAL JURY INSTRUCTION NO. 26 PATENTS—LITERAL INFRINGEMENT 34

FINAL JURY INSTRUCTION NO. 27 PATENTS—PATENT INFRINGEMENT OF MEANS-PLUS-FUNCTION CLAIMS – '239 PATENT, CLAIM 15 35

FINAL JURY INSTRUCTION NO. 28 PATENTS—INDUCING PATENT INFRINGEMENT 36

FINAL JURY INSTRUCTION NO. 29 PATENTS—CONTRIBUTORY PATENT INFRINGEMENT 37

FINAL JURY INSTRUCTION NO. 30 PATENTS—WILLFUL PATENT INFRINGEMENT 38

PATENT INVALIDITY

FINAL JURY INSTRUCTION NO. 31 PATENTS—INVALIDITY—BURDEN OF PROOF 39

FINAL JURY INSTRUCTION NO. 32 PATENTS—ANTICIPATION 40

FINAL JURY INSTRUCTION NO. 33 PATENTS—STATUTORY BARS 41

FINAL JURY INSTRUCTION NO. 34 PATENTS—OBVIOUSNESS 42

PATENT DAMAGES

FINAL JURY INSTRUCTION NO. 35 PATENT DAMAGES—BURDEN OF PROOF 44

FINAL JURY INSTRUCTION NO. 36 PATENT DAMAGES—LOST PROFITS—GENERALLY 45

FINAL JURY INSTRUCTION NO. 37 PATENT DAMAGES—LOST PROFITS—FACTORS TO CONSIDER 46

FINAL JURY INSTRUCTION NO. 38 PATENT DAMAGES—LOST PROFITS—AMOUNT OF PROFIT 47

FINAL JURY INSTRUCTION NO. 39 PATENT DAMAGES—LOST PROFITS—MARKET SHARE 48

FINAL JURY INSTRUCTION NO. 40 PATENT DAMAGES—REASONABLE ROYALTY—ENTITLEMENT 49

1
2
3
4
5
6
7
8
9
10
11
12
13
14
15
16
17
18
19
20
21
22
23
24
25
26
27
28

FINAL JURY INSTRUCTION NO. 41 PATENT DAMAGES—REASONABLE
ROYALTY—DEFINITION 50

FINAL JURY INSTRUCTION NO. 42 PATENT DAMAGES—DATE OF
COMMENCEMENT—PRODUCTS 52

FINAL JURY INSTRUCTION NO. 43 PATENT DAMAGES—MONETARY
REMEDIES—ONLY ONE RECOVERY PER ACCUSED SALE 53

FINAL JURY INSTRUCTION NO. 1
DUTY OF JURY

1
2
3
4
5
6
7
8
9
10
11
12
13
14
15
16
17
18
19
20
21
22
23
24
25
26
27
28

Members of the Jury: Now that you have heard all of the evidence, it is my duty to instruct you as to the law of the case.

Each of you has received a copy of these instructions that you may take with you to the jury room to consult during your deliberations.

You must not infer from these instructions or from anything I may say or do as indicating that I have an opinion regarding the evidence or what your verdict should be.

It is your duty to find the facts from all the evidence in the case. To those facts you will apply the law as I give it to you. You must follow the law as I give it to you whether you agree with it or not. Do not let personal likes or dislikes, opinions, prejudices, bias, or sympathy influence your decision. Bias includes bias for or against any party or any witness based upon nationality, race or ethnicity. That means that you must decide the case solely on the evidence before you. You will recall that you took an oath to do so.

In following my instructions, you must follow all of them and not single out some and ignore others; they are all important.

FINAL JURY INSTRUCTION NO. 2
BURDEN OF PROOF—PREPONDERANCE OF THE EVIDENCE

1
2
3
4
5
6
7
8
9
10
11
12
13
14
15
16
17
18
19
20
21
22
23
24
25
26
27
28

When a party has the burden of proof on any claim or defense by a preponderance of the evidence, it means you must be persuaded by the evidence that the claim or defense is more probably true than not true.

You should base your decision on all of the evidence, regardless of which party presented it.

**FINAL JURY INSTRUCTION NO. 3
BURDEN OF PROOF—CLEAR AND CONVINCING EVIDENCE**

1
2
3
4
5
6
7
8
9
10
11
12
13
14
15
16
17
18
19
20
21
22
23
24
25
26
27
28

When a party has the burden of proving any claim or defense by clear and convincing evidence, it means you must be persuaded by the evidence that the claim or defense is highly probable. This is a higher standard of proof than proof by a preponderance of the evidence.

You should base your decision on all of the evidence, regardless of which party presented it.

FINAL JURY INSTRUCTION NO. 4
TWO OR MORE PARTIES—DIFFERENT LEGAL RIGHTS

You should decide the case as to each party separately. Unless otherwise stated, the instructions apply to all parties.

1
2
3
4
5
6
7
8
9
10
11
12
13
14
15
16
17
18
19
20
21
22
23
24
25
26
27
28

FINAL JURY INSTRUCTION NO. 5
WHAT IS EVIDENCE

1
2
3
4
5
6
7
8
9
10
11
12
13
14
15
16
17
18
19
20
21
22
23
24
25
26
27
28

The trial is now over. The evidence you are to consider in deciding what the facts are consists of:

1. the sworn testimony of any witness;
2. the exhibits which are received into evidence; and
3. any facts to which the lawyers have agreed.

**FINAL JURY INSTRUCTION NO. 6
WHAT IS NOT EVIDENCE**

1
2
3
4
5
6
7
8
9
10
11
12
13
14
15
16
17
18
19
20
21
22
23
24
25
26
27
28

In reaching your verdict, you may consider only the testimony and exhibits that were received into evidence. Certain things are not evidence, and you may not consider them in deciding what the facts are. I will list them for you:

- (1) Arguments and statements by lawyers are not evidence. The lawyers are not witnesses. What they said in their opening statements and throughout the trial, and what they will say in their closing arguments or at other times are all intended to help you interpret the evidence. But these arguments and statements are not evidence. If the facts as you remember them differ from the way the lawyers have stated them, your memory of them controls.
- (2) Questions and objections by lawyers are not evidence. Attorneys have a duty to their clients to object when they believe a question is improper under the rules of evidence. You should not be influenced by the objection or by the court's ruling on it.
- (3) Testimony that has been excluded or stricken, or that you have been instructed to disregard, is not evidence and must not be considered. In addition, sometimes testimony and exhibits are received only for a limited purpose; when I give a limiting instruction, you must follow it.
- (4) Anything you may have seen or heard when the court was not in session is not evidence. You are to decide the case solely on the evidence received at the trial.

FINAL JURY INSTRUCTION NO. 7
EVIDENCE FOR LIMITED PURPOSE

1
2
3
4
5
6
7
8
9
10
11
12
13
14
15
16
17
18
19
20
21
22
23
24
25
26
27
28

Some evidence may have been admitted for a limited purpose only. You must consider it only for that limited purpose and for no other.

**FINAL JURY INSTRUCTION NO. 8
CHARTS AND SLIDES NOT RECEIVED IN EVIDENCE**

1
2
3
4
5
6
7
8
9
10
11
12
13
14
15
16
17
18
19
20
21
22
23
24
25
26
27
28

Certain charts and slides not received in evidence have been shown to you in order to help explain the contents of books, records, documents, or other evidence in the case. They are not themselves evidence or proof of any facts.

FINAL JURY INSTRUCTION NO. 9
CHARTS AND SUMMARIES IN EVIDENCE

1
2
3
4
5
6
7
8
9
10
11
12
13
14
15
16
17
18
19
20
21
22
23
24
25
26
27
28

Certain charts and summaries have been received into evidence to illustrate information brought out in the trial. You may use those charts and summaries as evidence, even though the underlying documents and records are not here. You should give them only such weight as you think they deserve.

FINAL JURY INSTRUCTION NO. 10
DIRECT AND CIRCUMSTANTIAL EVIDENCE

1
2
3
4
5
6
7
8
9
10
11
12
13
14
15
16
17
18
19
20
21
22
23
24
25
26
27
28

Evidence may be direct or circumstantial. Direct evidence is direct proof of a fact, such as testimony by a witness about what that witness personally saw or heard or did. Circumstantial evidence is proof of one or more facts from which you could find another fact. You should consider both kinds of evidence. The law makes no distinction between the weight to be given to either direct or circumstantial evidence. It is for you to decide how much weight to give to any evidence.

**FINAL JURY INSTRUCTION NO. 11
CREDIBILITY OF WITNESSES**

1
2
3
4
5
6
7
8
9
10
11
12
13
14
15
16
17
18
19
20
21
22
23
24
25
26
27
28

In deciding the facts in this case, you may have to decide which testimony to believe and which testimony not to believe. You may believe everything a witness said, or part of it, or none of it. Proof of a fact does not necessarily depend on the number of witnesses who testified about it.

In considering the testimony of any witness, you may take into account:

- (1) the opportunity and ability of the witness to see or hear or know the things testified to;
- (2) the witness's memory;
- (3) the witness's manner while testifying;
- (4) the witness's interest in the outcome of the case and any bias or prejudice;
- (5) whether other evidence contradicted the witness's testimony;
- (6) the reasonableness of the witness's testimony in light of all the evidence; and
- (7) any other factors that bear on believability.

The weight of the evidence as to a fact does not necessarily depend on the number of witnesses who testify about it.

FINAL JURY INSTRUCTION NO. 12
IMPEACHMENT EVIDENCE—WITNESS

1
2
3
4
5
6
7
8
9
10
11
12
13
14
15
16
17
18
19
20
21
22
23
24
25
26
27
28

The evidence that a witness lied under oath or gave different testimony on a prior occasion may be considered, along with all other evidence, in deciding whether or not to believe the witness and how much weight to give to the testimony of the witness and for no other purpose.

FINAL JURY INSTRUCTION NO. 13
TAKING NOTES

1
2
3
4
5
6
7
8
9
10
11
12
13
14
15
16
17
18
19
20
21
22
23
24
25
26
27
28

You may have taken notes during the trial. Whether or not you took notes, you should rely on your own memory of the evidence. Notes are only to assist your memory. You should not be overly influenced by your notes or those of your fellow jurors.

FINAL JURY INSTRUCTION NO. 14
DEPOSITION IN LIEU OF LIVE TESTIMONY

1
2
3
4
5
6
7
8
9
10
11
12
13
14
15
16
17
18
19
20
21
22
23
24
25
26
27
28

You heard some witnesses testify by deposition. A deposition is the sworn testimony of a witness taken before trial. The witness is placed under oath to tell the truth and lawyers for each party may ask questions. The questions and answers are recorded.

You should consider deposition testimony, presented to you in court in lieu of live testimony, insofar as possible, in the same way as if the witness had been present to testify.

FINAL JURY INSTRUCTION NO. 15
USE OF INTERROGATORIES OF A PARTY

1
2
3
4
5
6
7
8
9
10
11
12
13
14
15
16
17
18
19
20
21
22
23
24
25
26
27
28

Evidence was presented to you in the form of answers of one of the parties to written interrogatories submitted by the other side. These answers were given in writing and under oath, before the actual trial, in response to questions that were submitted in writing under established court procedures. You should consider the answers, insofar as possible, in the same way as if they were made from the witness stand.

FINAL JURY INSTRUCTION NO. 16
EXPERT OPINION

1
2
3
4
5
6
7
8
9
10
11
12
13
14
15
16
17
18
19
20
21
22
23
24
25
26
27
28

Some witnesses, because of education or experience, were permitted to state opinions and the reasons for those opinions.

Opinion testimony should be judged just like any other testimony. You may accept it or reject it, and give it as much weight as you think it deserves, considering the witness's education and experience, the reasons given for the opinion, and all the other evidence in the case.

1
2
3
4
5
6
7
8
9
10
11
12
13
14
15
16
17
18
19
20
21
22
23
24
25
26
27
28

**FINAL JURY INSTRUCTION NO. 17
USE OF DEVICES DURING DELIBERATIONS**

Device Handling Directions

The physical devices you received are evidence in this trial.

You may use them in your deliberations, and may connect to the Internet through the Web Browser application, but must not alter or modify the devices in any way.

Some of the devices have SIM cards in their packaging. These SIM cards are not to be inserted into the phones.

Some of the devices have a mobile data connection, and you will not need to take any additional action to use the Web Browser application.

Others must first be connected to the Court's Wi-Fi network to access the Internet.

Once connected, you must decline any software update notifications that may be presented to you.


You also must not download any content, such as apps, music, photographs, or games, to the devices.

1 *Connecting to the Internet*

2 To connect a device to the Court’s Wi-Fi network, select “USDCSJ01” from the list of
3 available wireless networks, as depicted below.



16 From the Applications menu, select the Web Browser application.



From the Court’s Wi-Fi log in page, scroll to the bottom and click on the blue “Connect!” button.

1
2
3
4
5
6
7
8
9
10
11
12
13
14
15
16
17
18
19
20
21
22
23
24
25
26
27
28

United States District Court
Northern District of California

United States District Court
Northern District of California

Court Wi-Fi

The United States District Court for the Northern District of California is pleased to announce that free wireless public internet access is now available to persons doing business with the court in all Northern District court locations-San Francisco, San Jose, Oakland and Eureka. Court Wi-Fi makes it possible for users to connect to the public internet using the wireless technology used in most laptops. If users are able connect to a typical home or business Wi-Fi system, they can connect to court Wi-Fi.

Users must have a compatible wireless-enabled device to connect to court Wi-Fi; no wired connections are allowed. Coverage areas include all courtrooms, meeting rooms, libraries, attorney lounge, chambers meeting rooms, and media centers.

Before using court Wi-Fi, users must agree to the following Terms of Use:

Terms of Use

General Information

1. Court Wi-Fi is an entirely wireless service utilizing standard IEEE 802.11B/G/N technology. Court Wi-Fi does not cover any cellular service or any type of wired connectivity.
2. Court Wi-Fi is provided to benefit the bench and the bar, and is intended for use only by attorneys and other persons having business with the court.
3. No technical or other support will be provided by court staff, or by the vendor.
4. If users experience technical difficulty with personally owned equipment, users must consult with their own technology support resources. A user who believes that court Wi-Fi is not functioning should notify the ECF Helpdesk at ecfhelpdesk@cvd.uscourts.gov, or 866-638-7829 between 9:00 a.m. and 4:00 p.m. Monday through Friday, excluding court holidays. The ECF Helpdesk will determine whether court Wi-Fi is operational. In the event that court Wi-Fi is unavailable, alternate arrangements must be made by the user. The court will not modify court Wi-Fi for individual users.
5. Illegal use of the system will be reported to law enforcement.

Proper Use

6. General Order 58 for the United States District Court for the Northern District of California covers the use of electronic devices in the courthouse and must be adhered to at all times. In addition, individual judges may issue specific orders regarding the use of Wi-Fi in their courtrooms and by jurors. It is the responsibility of users to stay abreast of court orders.
7. The court will automatically assign users with an IP address each time a user accesses court Wi-Fi. This IP address is subject to constant change and should NOT be programmed into any device for the purpose of accessing court Wi-Fi.
8. Charging for court Wi-Fi or reselling any aspect of court Wi-Fi is strictly prohibited.
9. Court Wi-Fi must be used for the intended and stated purpose. Improper use includes, but is not limited to:
 - Modifying, adapting, translating, or reverse engineering any portion of court Wi-Fi; attempting to breach security, access, tamper with or use any unauthorized or restricted areas of court Wi-Fi; removing, tampering with or disabling copyright, trademark or other proprietary rights notices from court Wi-Fi; logging onto court Wi-Fi under false or fraudulent pretenses; accessing court Wi-Fi simultaneously through multiple access points; authorizing or enabling other persons or entities to use court Wi-Fi by disclosing log-in names and passwords; attempting to collect or maintain any information about other users of court Wi-Fi including usernames and/or email addresses, and disclosing same to third parties; transmitting unwanted and unsolicited electronic communications indiscriminately to multiple mailing lists, individuals or newsgroups; sending chain letters to other users, or otherwise interfering with other users' use of court Wi-Fi; transmitting content that falsely expresses or implies that content, speech or activity is sponsored or endorsed by the United States District Court; infringing, misappropriating or violating the intellectual property, publicity, privacy or other proprietary rights of any party; distributing or engaging in speech that is defamatory, objectionable, unlawful or promotes or encourages illegal activity; transmitting destructive or disabling software or code-like viruses, worms and Trojan horses; using court Wi-Fi for an unlawful, harassing, abusive, criminal or fraudulent purpose; logging onto court Wi-Fi under false or fraudulent pretenses.

Change in Service and Termination

10. To ensure the integrity of the network, the court reserves the right to maintain, monitor, alter, manage or terminate court Wi-Fi and to modify the Terms of Use for any reason without notice; to restrict use to counsel appearing before the court when necessary; and to block data transmissions to protect the United States District Court, court Wi-Fi, and the public.

Privacy & Content Disclaimer

BY CONNECTING TO THIS SYSTEM I FULLY UNDERSTAND AND AGREE TO THE TERMS OF USE.

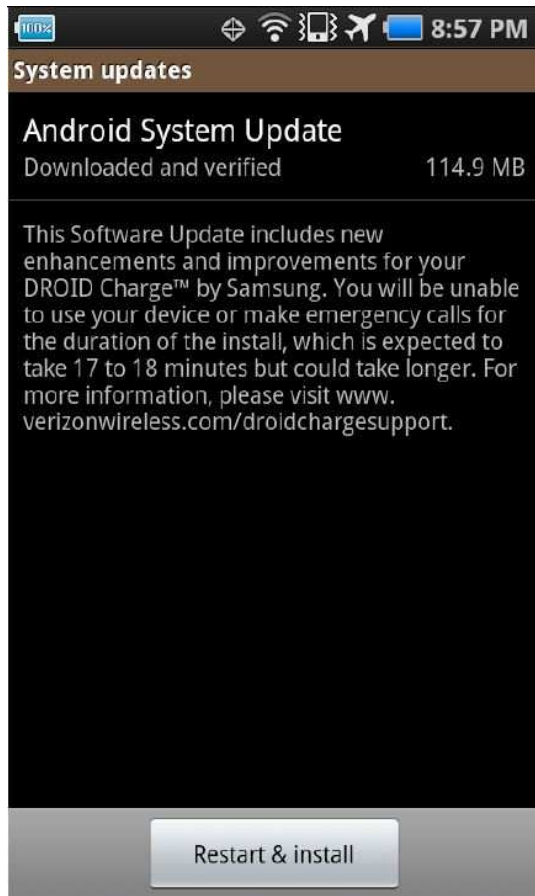
Connection policy

Description	State	Limits	Price	Connect
USDC Free Wi-Fi brought to you by Team One Solutions.	Not started	Display details	FREE	Connect!

Declining System Update Notifications

Some devices may display a “System update” notification like the ones below.

1
2
3
4
5
6
7
8
9
10
11
12
13
14
15
16
17
18
19
20
21
22
23
24
25
26
27
28



1
2
3
4
5
6
7
8
9
10
11
12
13
14
15
16
17
18
19
20
21
22
23
24
25
26
27
28

If you see such a screen, you must decline the request to update the system. Select “Install later” or press the “home” or “back” button to exit the notification screen.



**FINAL JURY INSTRUCTION NO. 18
SUMMARY OF CONTENTIONS**

1 I will now again summarize for you each side’s contentions in this case. I will then tell you what
2 each side must prove to win on each of its contentions.

3
4 As I previously explained, Apple seeks money damages from Samsung Electronics Company,
5 Samsung Electronics America Inc., and Samsung Telecommunications America LLC (collectively,
6 “Samsung”) for allegedly infringing claim 9 of the ’647 patent, claim 25 of the ’959 patent, claim
7 20 of the ’414 patent, claim 8 of the ’721 patent, and claim 18 of the ’172 patent. Apple also
8 argues that Samsung Electronics Company actively induced Samsung Electronics America Inc. and
9 Samsung Telecommunications America LLC to infringe the patents, and that Samsung Electronics
10 Company contributed to the infringement of the patents by another (either another Samsung entity
11 or another company). Apple contends that Samsung’s infringement has been willful.

12
13 Samsung denies that it has infringed the asserted claims of the ’647, ’959, ’414 and ’721 patents
14 and argues that, in addition, the asserted claims are invalid. Invalidity is a defense to
15 infringement.

16
17 Your duty for Apple’s ’172 patent is different from the other patents. The Court has already
18 found that the Admire, Galaxy Nexus, Galaxy Note (excluding one release), Galaxy SII
19 (excluding one release), Galaxy SII Epic 4G Touch (excluding one release), Galaxy SII Skyrocket
20 (excluding one release) and Stratosphere infringe claim 18 of the ’172 patent. You need only
21 determine whether claim 18 is invalid.

22
23 Samsung has also brought claims against Apple for patent infringement. Samsung seeks money
24 damages from Apple for allegedly infringing claim 27 of the ’449 patent and claim 15 of the ’239
25 patent. Samsung also contends that Apple’s infringement after April 18, 2012 has been willful.

26
27 Apple denies that it has infringed the claims asserted by Samsung. Apple does not argue that
28 Samsung’s patents are invalid. Therefore, you need only determine whether the ’449 and ’239
patents are infringed and whether that infringement has been willful.

In this case, Apple does not contend that it practices the ’414, ’172, or ’959 patents, and Samsung
does not contend that it practices the ’449 patent.

For each party’s patent infringement claims against the other, the first issue you will be asked to
decide is whether the alleged infringer has infringed the claims of the patent owner’s patents and,
for Apple’s patents, you must also decide whether those patents are valid. If you decide that any
claim of either party’s patents has been infringed and, for Apple’s patents, is not invalid, you will
then need to decide any money damages to be awarded to the patent owner to compensate it for
the infringement. You will also need to make a finding as to whether the infringement was
willful. If you decide that any infringement was willful, that decision should not affect any
damage award you give. I will take willfulness into account later.

FINAL JURY INSTRUCTION NO. 19
DUTY TO DELIBERATE

1
2
3
4
5
6
7
8
9
10
11
12
13
14
15
16
17
18
19
20
21
22
23
24
25
26
27
28

When you begin your deliberations, you should elect one member of the jury as your presiding juror. That person will preside over the deliberations and speak for you here in court.

You will then discuss the case with your fellow jurors to reach agreement if you can do so. Your verdict must be unanimous.

Each of you must decide the case for yourself, but you should do so only after you have considered all of the evidence, discussed it fully with the other jurors, and listened to the views of your fellow jurors.

Do not hesitate to change your opinion if the discussion persuades you that you should. Do not come to a decision simply because other jurors think it is right.

It is important that you attempt to reach a unanimous verdict but, of course, only if each of you can do so after having made your own conscientious decision. Do not change an honest belief about the weight and effect of the evidence simply to reach a verdict.

FINAL JURY INSTRUCTION NO. 20
COMMUNICATION WITH COURT

1
2
3
4
5
6
7
8
9
10
11
12
13
14
15
16
17
18
19
20
21
22
23
24
25
26
27
28

If it becomes necessary during your deliberations to communicate with me, you may send a note through the Bailiff, signed by your presiding juror or by one or more members of the jury. No member of the jury should ever attempt to communicate with me except by a signed writing; I will communicate with any member of the jury on anything concerning the case only in writing, or here in open court. If you send out a question, I will consult with the parties before answering it, which may take some time. You may continue your deliberations while waiting for the answer to any question. Remember that you are not to tell anyone—including me—how the jury stands, numerically or otherwise, until after you have reached a unanimous verdict or have been discharged. Do not disclose any vote count in any note to the court.

FINAL JURY INSTRUCTION NO. 21
RETURN OF VERDICT

1
2
3
4
5
6
7
8
9
10
11
12
13
14
15
16
17
18
19
20
21
22
23
24
25
26
27
28

A verdict form has been prepared for you. After you have reached unanimous agreement on a verdict, your presiding juror will fill in the form that has been given to you, sign and date it, and advise the court that you are ready to return to the courtroom.

1
2
3
4
5
6
7
8
9
10
11
12
13
14
15
16
17
18
19
20
21
22
23
24
25
26
27
28

FINAL JURY INSTRUCTION NO. 22
PATENTS—INTERPRETATION OF CLAIMS

Before you decide whether Apple or Samsung has infringed the claims of the other side’s patents or whether the claims of Apple’s patents are invalid, you will need to understand the patent claims. As I mentioned, the patent claims are numbered sentences at the end of the patent that describe the boundaries of the patent’s protection. It is my job as judge to explain to you the meaning of any language in the claims that needs interpretation.

I have interpreted the meaning of some of the language in the patent claims involved in this case. You must accept those interpretations as correct. My interpretation of the language should not be taken as an indication that I have a view regarding the issues of infringement and invalidity. The decisions regarding infringement and invalidity are yours to make.

- **U.S. Patent No. 7,761,414**

The term “concurrently with” means “the synchronization thread and the non-synchronization thread are both active during an overlapping time interval.”

- **U.S. Patent No. 6,847,959**

The term “heuristic” means “some ‘rule of thumb’ that does not consist solely of constraint satisfaction parameters.”

- **U.S. Patent No. 5,946,647**

The term “action processor” means “program routine(s) that perform the selected action on the detected structure.”

The term “analyzer server” means “a server routine separate from a client that receives data having structures from the client.”

The term “linking actions to the detected structures” means “creating a specified connection between each detected structure and at least one computer subroutine that causes the CPU to perform a sequence of operations on that detected structure.”

- **U.S. Patent No. 5,579,239**

Claim 15 of the ’239 patent includes a “means-plus-function” term that I have already interpreted. I will give you my interpretation of that term later when I explain how means-plus-function terms are infringed.

* * *

For claim language where I have not provided you with any meaning, you should apply the claim language’s plain and ordinary meaning.

The claims define the scope of the patent. You must read the claims in the same way when you analyze infringement and when you analyze Apple’s patents for invalidity.

FINAL JURY INSTRUCTION NO. 23
PATENTS—INFRINGEMENT BURDEN OF PROOF

1
2
3
4
5
6
7
8
9
10
11
12
13
14
15
16
17
18
19
20
21
22
23
24
25
26
27
28

I will now instruct you on the rules you must follow in deciding whether either Apple or Samsung (or both) has proven that the other side has infringed one or more of the asserted claims of the asserted patents. To prove infringement of any claim, the patent owner must persuade you by a preponderance of the evidence that the alleged infringer has infringed that claim.

**FINAL JURY INSTRUCTION NO. 24
PATENTS—DIRECT INFRINGEMENT**

1
2
3
4
5
6
7
8
9
10
11
12
13
14
15
16
17
18
19
20
21
22
23
24
25
26
27
28

A patent’s claims define what is covered by the patent. A product directly infringes a patent if it is covered by at least one claim of the patent.

Deciding whether a claim has been directly infringed is a two-step process. The first step is to decide the meaning of the patent claim. I have already made this decision, and I have already instructed you as to the meaning of the asserted patent claims. The second step is to decide whether Samsung and/or Apple has made, used, sold, offered for sale, or imported within the United States a product covered by any of the asserted claims of the other side’s patents. If Samsung or Apple has done so, it infringes. You, the jury, make this decision.

With one exception, you must consider each of the asserted claims of the patents individually, and decide whether the accused Samsung and/or Apple products infringe that claim. The one exception to considering claims individually concerns dependent claims. A dependent claim includes all of the requirements of a particular independent claim, plus additional requirements of its own. As a result, if you find that an independent claim is not infringed, you must also find that its dependent claims are not infringed. On the other hand, if you find that an independent claim has been infringed, you must still separately decide whether the additional requirements of its dependent claims have also been infringed.

You have heard evidence about both sides’ commercial products. However, in deciding the issue of patent infringement you may not compare the Samsung and Apple commercial products to each other. Rather, you must compare the accused Samsung products to the claims of the Apple patents, and the accused Apple products to the claims of the Samsung patents.

Whether or not Samsung or Apple knew its products infringed or even knew of the other side’s patents does not matter in determining direct infringement.

You should note, however, that what are called “means-plus-function” requirements in a claim are subject to different rules for deciding direct infringement. These separate rules apply to a requirement of claim 15 of the ’239 patent. I will describe those separate rules shortly.

FINAL JURY INSTRUCTION NO. 25
PATENTS—DIRECT INFRINGEMENT

1
2
3
4
5
6
7
8
9
10
11
12
13
14
15
16
17
18
19
20
21
22
23
24
25
26
27
28

In deciding whether a sale has taken place “within the United States,” you may find the following guidelines helpful to your analysis:

The location of the sale depends on many factors, and you may find that the sale occurred in several places. A sale occurs wherever the “essential activities” of the sale take place. The essential activities include, for example, negotiating the contract and performing obligations under the contract.

FINAL JURY INSTRUCTION NO. 26
PATENTS—LITERAL INFRINGEMENT

1
2
3
4
5
6
7
8
9
10
11
12
13
14
15
16
17
18
19
20
21
22
23
24
25
26
27
28

To decide whether each accused Samsung and Apple product literally infringes a claim of an asserted patent, you must compare the product with the patent claim and determine whether every requirement of the claim is included in that product. If so, the Samsung or Apple product in question literally infringes that claim. If, however, a particular Samsung or Apple product does not have every requirement in the patent claim, that product does not literally infringe that claim. You must decide literal infringement for each asserted claim separately.

If the patent claim uses the term “comprising,” that patent claim is to be understood as an open claim. An open claim is infringed as long as every requirement in the claim is present in the accused product. The fact that a particular accused Samsung or Apple product also includes other parts or steps will not avoid infringement, as long as it has every requirement in the patent claim.

FINAL JURY INSTRUCTION NO. 27
PATENTS—INFRINGEMENT OF MEANS-PLUS-FUNCTION CLAIMS—
'239 PATENT, CLAIM 15

I will now describe the separate rules that apply to the “means-plus-function” requirement that is used in claim 15 of the '239 patent. A means-plus-function requirement covers the specific structure disclosed in a patent specification for performing the claimed function. A means-plus-function requirement does not cover all possible structures that could be used to perform the claimed function.

As an example, the term “means for processing data” might be understood to encompass a variety of different ways of making a calculation, including not only a computer or calculator but a pencil and paper or even the human brain. But because the phrase is a means-plus-function requirement, we interpret that phrase not to cover every possible means for processing data, but instead to cover the actual means disclosed in the patent for processing data.

Claim 15 of the '239 patent recites the phrase: “means for transmission of said captured video over a cellular frequency.” I have interpreted the means-plus-function requirement and identified the structure in the patent specification that corresponds to the means-plus-function requirement. Specifically, I have determined that:

The function identified in the means-plus-function requirement of claim 15 of the '239 patent is: “transmission of said captured video over a cellular frequency.”

The structure that performs this function is: “one or more modems connected to one or more cellular telephones, and software performing a software sequence of initializing one or more communications ports on said apparatus, obtaining a cellular connection, obtaining said captured video, and transmitting said captured video.”

In deciding if Samsung has proven that Apple’s product includes structure covered by a means-plus-function requirement, you must first decide whether the product has any structure that performs the function I just described to you. If not, the claim containing that means-plus-function requirement is not infringed.

If you find that the Apple accused product does have structure that performs the claimed function, you must then determine whether that structure is the same as the structure I have identified in the specification. If they are the same, the means-plus-function requirement is satisfied by that structure of the accused product. If all the other requirements of the claim are satisfied, the accused product infringes the claim.

FINAL JURY INSTRUCTION NO. 28
PATENTS—INDUCING PATENT INFRINGEMENT

1
2
3
4
5
6
7
8
9
10
11
12
13
14
15
16
17
18
19
20
21
22
23
24
25
26
27
28

Apple claims that Samsung Electronics Company actively induced its subsidiaries in the United States, Samsung Telecommunications America and Samsung Electronics America, to infringe Apple’s patents.

In order for there to be inducement of infringement by Samsung Electronics Company, someone else must directly infringe the asserted patent; if there is no direct infringement by anyone, there can be no induced infringement. In order to be liable for inducement of infringement, the alleged infringer must:

1. have intentionally taken action that actually induced direct infringement by another;
2. have been aware of the asserted patent; and
3. have known that the acts it was causing would be infringing.

The “knowledge” and “awareness” requirements for inducement can be satisfied by showing that a party was willfully blind. If Samsung Electronics Company did not know of the existence of the patent in question or that the acts it was inducing were infringing, it can be liable for inducement only if it actually believed that it was highly probable its actions would encourage infringement of a patent and it took intentional acts to avoid learning the truth. It is not enough that Samsung Electronics Company was merely indifferent to the possibility that it might encourage infringement of a patent. Nor is it enough that Samsung Electronics Company took a risk that was substantial and unjustified.

If you find that Samsung Electronics Company was aware of an asserted patent, but believed that the acts it encouraged did not infringe that patent, or that the patent was invalid, Samsung Electronics Company cannot be liable for inducement.

FINAL JURY INSTRUCTION NO. 29
PATENTS—CONTRIBUTORY PATENT INFRINGEMENT

Apple also argues that Samsung Electronics Company has contributed to infringement by another (either another Samsung entity or another company). Contributory infringement may arise when someone supplies something that is used to infringe one or more of the patent claims.

In order for there to be contributory infringement by Samsung Electronics Company, another Samsung entity or another company must directly infringe the asserted claims of the '414, '647, '959, and '721 patents. If there is no direct infringement by anyone, there can be no contributory infringement.

If you find someone has directly infringed the '414, '647, '959, or '721 patents, then contributory infringement exists if:

1. Samsung Electronics Company supplied an important component of the infringing part of the product;
2. The component is not a common component suitable for non-infringing use; and
3. Samsung Electronics Company supplied the component with the knowledge of the patent and knowledge that the component was especially made or adapted for use in an infringing manner.

A “common component suitable for non-infringing use” is a component that has uses other than as a component of the patented product, and those other uses are not occasional, farfetched, impractical, experimental, or hypothetical.

FINAL JURY INSTRUCTION NO. 30
PATENTS—WILLFUL PATENT INFRINGEMENT

1
2
3
4
5
6
7
8
9
10
11
12
13
14
15
16
17
18
19
20
21
22
23
24
25
26
27
28

In this case, Apple and Samsung both argue that the other side willfully infringed its patents.

To prove willful infringement, the patent owner must first persuade you that the alleged infringer infringed a valid and enforceable claim of one or more of the patent owner’s patents. The requirements for proving such infringement were discussed in my prior instructions.

In addition, to prove willful infringement, the patent owner must persuade you by clear and convincing evidence that the alleged infringer acted with reckless disregard of the patent it infringed.

To demonstrate such “reckless disregard,” the patent owner must persuade you that the alleged infringer actually knew, or it was so obvious that the alleged infringer should have known, that its actions constituted infringement of a valid and enforceable patent.

In deciding whether Samsung or Apple acted with reckless disregard for any patent that you find is infringed, you should consider all of the facts surrounding the alleged infringement including, but not limited to, the following factors.

A factor that may be considered as evidence that Samsung or Apple was not willful is whether it acted in a manner consistent with the standards of commerce for its industry.

A factor that may be considered as evidence that Samsung or Apple was willful is whether it intentionally copied a product of the other side that is covered by a patent.

FINAL JURY INSTRUCTION NO. 31
PATENTS—INVALIDITY—BURDEN OF PROOF

1
2
3
4
5
6
7
8
9
10
11
12
13
14
15
16
17
18
19
20
21
22
23
24
25
26
27
28

I will now instruct you on the rules you must follow in deciding whether Samsung has proven that claims of Apple’s patents are invalid. Apple does not contend that Samsung’s patents are invalid. Before discussing the specific rules, I want to remind you about the standard of proof that applies to this defense. To prove invalidity of any patent claim, Samsung must persuade you by clear and convincing evidence that the claim is invalid.

**FINAL JURY INSTRUCTION NO. 32
PATENTS—ANTICIPATION**

1
2 A patent claim is invalid if the claimed invention is not new. For the claim to be invalid because it
3 is not new, all of its requirements must have existed in a single device or method that predates the
4 claimed invention, or must have been described in a single previous publication or patent that
5 predates the claimed invention. In patent law, these previous devices, methods, publications or
6 patents are called “prior art references.” If a patent claim is not new we say it is “anticipated” by a
7 prior art reference.

8 The description in the written reference does not have to be in the same words as the claim, but all
9 of the requirements of the claim must be there, either stated or necessarily implied, so that someone
10 of ordinary skill in the field looking at that one reference would be able to make and use the
11 claimed invention.

12 Here is a list of the ways that Samsung can show that an Apple patent claim was not new:

- 13 – If the claimed invention was already publicly known or publicly used by others in the
14 United States before the date of conception of the claimed invention;
- 15 – If the claimed invention was already patented or described in a printed publication
16 anywhere in the world before the date of conception of the claimed invention. A reference
17 is a “printed publication” if it is accessible to those interested in the field, even if it is
18 difficult to find;
- 19 – If the claimed invention was already made by someone else in the United States before
20 the date of conception of the claimed invention, if that other person had not abandoned the
21 invention or kept it secret;
- 22 – If the patent owner and the alleged infringer dispute who is a first inventor, the person
23 who first conceived of the claimed invention and first reduced it to practice is the first
24 inventor. If one person conceived of the claimed invention first, but reduced to practice
25 second, that person is the first inventor only if that person (a) began to reduce the claimed
26 invention to practice before the other party conceived of it, and (b) continued to work
27 diligently to reduce it to practice. A claimed invention is “reduced to practice” when it has
28 been tested sufficiently to show that it will work for its intended purpose or when it is fully
described in a patent application filed with the PTO.
- If the claimed invention was already described in another issued U.S. patent or published
U.S. patent application that was based on a patent application filed before the patent
owner’s application filing date or the date of conception of the claimed invention.

When the date of conception for a claimed invention or prior invention is in dispute, you must
determine dates of conception for the claimed inventions and prior inventions. Conception is the
mental part of an inventive act and is proven when the invention is shown in its complete form by
drawings, disclosure to another, or other forms of evidence presented at trial.

**FINAL JURY INSTRUCTION NO. 33
PATENTS—STATUTORY BARS**

1
2 A patent claim is invalid if the patent application was not filed within the time required by law.
3 This is called a “statutory bar.” For a patent claim to be invalid by a statutory bar, all of its
4 requirements must have been present in one prior art reference dated more than one year before the
5 patent application was filed. Here is a list of ways Samsung can show that an Apple patent
6 application was not timely filed:

- 7
- 8 – If the claimed invention was already patented or described in a printed publication
9 anywhere in the world more than one year before the effective filing date of the patent
10 application. A reference is a “printed publication” if it is accessible to those interested in
11 the field, even if it is difficult to find;
 - 12 – If the claimed invention was already being openly used in the United States more than
13 one year before the effective filing date of the patent application and that use was not
14 primarily an experimental use (a) controlled by the inventor, and (b) to test whether the
15 invention worked for its intended purpose;
 - 16 – If a device or method using the claimed invention was sold or offered for sale in the
17 United States, and that claimed invention was ready for patenting, more than one year
18 before the effective filing date of the patent application;
 - 19 – If the patent owner had already obtained a patent on the claimed invention in a foreign
20 country before filing the original U.S. application, and the foreign application was filed at
21 least one year before the U.S. application.

22 For a claim to be invalid because of a statutory bar, all of the claimed requirements must have been
23 either (1) disclosed in a single prior art reference, (2) implicitly disclosed in a reference to one
24 skilled in the field, or (3) must have been present in the reference, whether or not that was
25 understood at the time. The disclosure in a reference does not have to be in the same words as the
26 claim, but all the requirements must be there, either described in enough detail or necessarily
27 implied, to enable someone of ordinary skill in the field looking at the reference to make and use
28 the claimed invention.

**FINAL JURY INSTRUCTION NO. 34
PATENTS—OBVIOUSNESS**

1
2 Not all innovations are patentable. A patent claim is invalid if the claimed invention would have
3 been obvious to a person of ordinary skill in the field at the time of invention. This means that even
4 if all of the requirements of the claim cannot be found in a single prior art reference that would
anticipate the claim or constitute a statutory bar to that claim, a person of ordinary skill in the field
who knew about all this prior art would have come up with the claimed invention.

5 The ultimate conclusion of whether a claim is obvious should be based upon your determination of
6 several factual decisions.

7 First, you must decide the level of ordinary skill in the field that someone would have had at the
8 time the claimed invention was made. In deciding the level of ordinary skill, you should consider
all the evidence introduced at trial, including:

- 9 (1) the levels of education and experience of persons working in the field;
10 (2) the types of problems encountered in the field; and
11 (3) the sophistication of the technology.

12 Second, you must decide the scope and content of the prior art. The parties disagree as to whether
13 certain prior art references should be included in the prior art you use to decide the validity of
14 claims at issue. In order to be considered as prior art to a particular patent at issue here, these
15 references must be reasonably related to the claimed invention of that patent. A reference is
16 reasonably related if it is in the same field as the claimed invention or is from another field to
17 which a person of ordinary skill in the field would look to solve a known problem.

18 Third, you must decide what differences, if any, existed between the claimed invention and the
19 prior art.

20 Finally, you should consider any of the following factors that you find have been shown by the
21 evidence:

- 22 (1) commercial success of a product due to the merits of the claimed invention;
23 (2) a long felt need for the solution provided by the claimed invention;
24 (3) unsuccessful attempts by others to find the solution provided by the claimed
25 invention;
26 (4) copying of the claimed invention by others;
27 (5) unexpected and superior results from the claimed invention;
28 (6) acceptance by others of the claimed invention as shown by praise from others in the
field or from the licensing of the claimed invention; and
(7) independent invention of the claimed invention by others before or at about the
same time as the named inventor thought of it.

The presence of any of factors 1-6 may be considered by you as an indication that the claimed
invention would not have been obvious at the time the claimed invention was made, and the
presence of factor 7 may be considered by you as an indication that the claimed invention would
have been obvious at such time. Although you should consider any evidence of these factors, the

1 relevance and importance of any of them to your decision on whether the claimed invention would
2 have been obvious is up to you.

3 A patent claim composed of several elements is not proved obvious merely by demonstrating that
4 each of its elements was independently known in the prior art. In evaluating whether such a claim
5 would have been obvious, you may consider whether the alleged infringer has identified a reason
6 that would have prompted a person of ordinary skill in the field to combine the elements or
7 concepts from the prior art in the same way as in the claimed invention. There is no single way to
8 define the line between true inventiveness on the one hand (which is patentable) and the
9 application of common sense and ordinary skill to solve a problem on the other hand (which is not
10 patentable). For example, market forces or other design incentives may be what produced a change,
11 rather than true inventiveness. You may consider whether the change was merely the predictable
12 result of using prior art elements according to their known functions, or whether it was the result of
13 true inventiveness. You may also consider whether there is some teaching or suggestion in the prior
14 art to make the modification or combination of elements claimed in the patent. Also, you may
15 consider whether the innovation applies a known technique that had been used to improve a similar
16 device or method in a similar way. You may also consider whether the claimed invention would
17 have been obvious to try, meaning that the claimed innovation was one of a relatively small
18 number of possible approaches to the problem with a reasonable expectation of success by those
19 skilled in the art. However, you must be careful not to determine obviousness using the benefit of
20 hindsight; many true inventions might seem obvious after the fact. You should put yourself in the
21 position of a person of ordinary skill in the field at the time the claimed invention was made and
22 you should not consider what is known today or what is learned from the teaching of the patent.
23
24
25
26
27
28

**FINAL JURY INSTRUCTION NO. 35
PATENT DAMAGES—BURDEN OF PROOF**

1
2
3
4
5
6
7
8
9
10
11
12
13
14
15
16
17
18
19
20
21
22
23
24
25
26
27
28

I will instruct you about the measure of damages for claims of patent infringement. By instructing you on damages, I am not suggesting which party should win on any issue. If you find that any party infringed any valid and enforceable claim of the other side's patents, you must then determine the amount of money damages to be awarded to the patent owner to compensate it for the infringement.

The amount of those damages must be adequate to compensate the patent owner for the infringement. A damages award should put the patent owner in approximately the financial position it would have been in had the infringement not occurred, but in no event may the damages award be less than a reasonable royalty. You should keep in mind that the damages you award are meant to compensate the patent owner and not to punish an infringer.

Each patent owner has the burden to persuade you of the amount of its damages. You should award only those damages that the patent owner proves it suffered by a preponderance of the evidence. While a patent owner is not required to prove its damages with mathematical precision, it must prove them with reasonable certainty. A patent owner is not entitled to damages that are remote or speculative.

FINAL JURY INSTRUCTION NO. 36
PATENT DAMAGES—LOST PROFITS—GENERALLY

In this case, Apple seeks to recover lost profits for some of Samsung’s sales of allegedly infringing products, and a reasonable royalty on the rest of Samsung’s allegedly infringing sales. Samsung does not seek lost profits for infringement of its patents.

To recover lost profits for infringing sales, Apple must show that but for the infringement, there is a reasonable probability that Apple would have made sales that Samsung made of the infringing products. Apple must show the share of Samsung’s sales that Apple would have made if the infringing products had not been on the market.

You must allocate the lost profits based upon the customer demand for the patented feature of the infringing products. That is, you must determine which profits derive from the patented invention that Samsung sells, and not from other features of the infringing products.

1
2
3
4
5
6
7
8
9
10
11
12
13
14
15
16
17
18
19
20
21
22
23
24
25
26
27
28

FINAL JURY INSTRUCTION NO. 37
PATENT DAMAGES—LOST PROFITS—FACTORS TO CONSIDER

Apple is entitled to lost profits if Apple proves all of the following:

1. that there was demand for the patented products;
2. that there were no acceptable non-infringing substitutes for each of the infringing products, or, if there were, the number of the sales of each product made by Samsung that Apple would have made despite the availability of other non-infringing substitutes. The time period relevant to determining availability of a non-infringing substitute is the entire period during which Samsung infringed Apple's patents. An alternative may be considered available as a potential substitute even if it was not actually on sale during the infringement period. Factors suggesting that the alternative was acceptable and available include but are not limited to whether the material, experience, and know-how for the alleged substitute were readily available. Factors suggesting that the alternative was not acceptable and available include but are not limited to whether the material was of such high cost as to render the alternative unavailable and whether Samsung had to design or invent around the patented technology (or other patented technology) to develop an alleged substitute;
3. that Apple had the manufacturing and marketing capacity to make any infringing sales actually made by Samsung and for which Apple seeks an award of lost profits; and
4. the amount of profit that Apple would have made if Samsung had not infringed.

FINAL JURY INSTRUCTION NO. 38
PATENT DAMAGES—LOST PROFITS—AMOUNT OF PROFIT

Apple may calculate its lost profits on any lost sales by computing the lost revenue for sales it claims it would have made but for the infringement and subtracting from that figure the amount of additional costs or expenses it would have incurred in making those lost sales, such as cost of goods, sales costs, packaging costs, and shipping costs.

1
2
3
4
5
6
7
8
9
10
11
12
13
14
15
16
17
18
19
20
21
22
23
24
25
26
27
28

FINAL JURY INSTRUCTION NO. 39
PATENT DAMAGES—LOST PROFITS—MARKET SHARE

One way Apple may prove the number of sales it would have made if the infringement had not happened is to prove its share of the relevant market excluding infringing products. You may award Apple a share of profits equal to that market share.

In deciding Apple’s market share, you must decide which products are in Apple’s market. Products are in the same market if they are sufficiently similar to compete against each other. Two products are sufficiently similar if one does not have a significantly higher price than or possess characteristics significantly different than the other.

1
2
3
4
5
6
7
8
9
10
11
12
13
14
15
16
17
18
19
20
21
22
23
24
25
26
27
28

FINAL JURY INSTRUCTION NO. 40
PATENT DAMAGES—REASONABLE ROYALTY—ENTITLEMENT

Both Apple and Samsung seek a reasonable royalty for the infringement of their respective patents.

If Apple has not proved its claim for lost profits, or has proved its claim for lost profits for only a portion of the infringing sales, then Apple should be awarded a reasonable royalty for all infringing Samsung sales for which Apple has not been awarded lost profits damages.

Samsung does not make a claim for lost profits. Samsung should be awarded a reasonable royalty for all infringing Apple sales.

1
2
3
4
5
6
7
8
9
10
11
12
13
14
15
16
17
18
19
20
21
22
23
24
25
26
27
28

FINAL JURY INSTRUCTION NO. 41
PATENT DAMAGES—REASONABLE ROYALTY—DEFINITION

1 A royalty is a payment made to a patent owner in exchange for the right to make, use or sell the
2 claimed invention. This right is called a “license.” A reasonable royalty is the payment for the
3 license that would have resulted from a hypothetical negotiation between the patent owner and the
4 infringer taking place at the time when the infringing activity first began. In considering the nature
5 of this negotiation, you must assume that the patent owner and the infringer would have acted
6 reasonably and would have entered into a license agreement. You must also assume that both
7 parties believed the patent was valid and infringed. Your role is to determine what the result of
8 that negotiation would have been. The test for damages is what royalty would have resulted from
9 the hypothetical negotiation and not simply what either party would have preferred.

10 A royalty can be calculated in several different ways and it is for you to determine which way is
11 the most appropriate based on the evidence you have heard. One way to calculate a royalty is to
12 determine what is called an “ongoing royalty.” To calculate an ongoing royalty, you must first
13 determine the “base,” that is, the product on which the infringer is to pay. You then need to
14 multiply the revenue the defendant obtained from that base by the “rate” or percentage that you
15 find would have resulted from the hypothetical negotiation. For example, if the patent covers a
16 nail, and the nail sells for \$1, and the licensee sold 200 nails, the base revenue would be \$200. If
17 the rate you find would have resulted from the hypothetical negotiation is 1%, then the royalty
18 would be \$2, or the rate of .01 times the base revenue of \$200.

19 If the patent covers only part of the product that the infringer sells, then the base would normally
20 be only that feature or component. For example, if you find that for a \$100 car, the patented
21 feature is the tires which sell for \$5, the base revenue would be \$5. However, in a circumstance in
22 which the patented feature is the reason customers buy the whole product, the base revenue could
23 be the value of the whole product. The patent owner might also seek a royalty that is not calculated
24 as a percentage of the net sales for the whole product, such as a royalty to be paid per unit sold.

25 A second way to calculate a royalty is to determine a one-time lump sum payment that the infringer
26 would have paid at the time of the hypothetical negotiation for a license covering all sales of the
27 licensed product both past and future. This differs from payment of an ongoing royalty because,
28 with an ongoing royalty, the licensee pays based on the revenue of actual licensed products it sells.
When a one-time lump sum is paid, the infringer pays a single price for a license covering both
past and future infringing sales.

In determining a reasonable royalty, you may consider the following factors:

- (1) The royalties received by the patent owner for the licensing of the patent-in-suit,
proving or tending to prove an established royalty.
- (2) The rates paid by the licensee for the use of other patents comparable to the patent-
in-suit.
- (3) The nature and scope of the license, as exclusive or nonexclusive, or as restricted or
nonrestricted in terms of territory or with respect to whom the manufactured product
may be sold.
- (4) The licensor’s established policy and marketing program to maintain his or her
patent monopoly by not licensing others to use the invention or by granting licenses
under special conditions designed to preserve that monopoly.
- (5) The commercial relationship between the licensor and licensee, such as whether
they are competitors in the same territory in the same line of business, or whether
they are inventor and promoter.

- 1 (6) The effect of selling the patented specialty in promoting sales of other products of
2 the licensee, the existing value of the invention to the licensor as a generator of sales
3 of his nonpatented items, and the extent of such derivative or conveyed sales.
- 4 (7) The duration of the patent and the term of the license.
- 5 (8) The established profitability of the product made under the patents, its commercial
6 success, and its current popularity.
- 7 (9) The utility and advantages of the patented property over the old modes or devices, if
8 any, that had been used for working out similar results.
- 9 (10) The nature of the patented invention, the character of the commercial embodiment
10 of it as owned and produced by the licensor, and the benefits to those who have used
11 the invention.
- 12 (11) The extent to which the infringer has made use of the invention and any evidence
13 probative of the value of that use.
- 14 (12) The portion of the profit or of the selling price that may be customary in the
15 particular business or in comparable business to allow for the use of the invention or
16 analogous inventions.
- 17 (13) The portion of the realizable profits that should be credited to the invention as
18 distinguished from nonpatented elements, the manufacturing process, business risks,
19 or significant features or improvements added by the infringer.
- 20 (14) The opinion and testimony of qualified experts.
- 21 (15) The amount that a licensor (such as the patent owner) and a licensee (such as the
22 infringer) would have agreed upon (at the time the infringement began) if both had
23 been reasonably and voluntarily trying to reach an agreement; that is, the amount
24 which a prudent licensee—who desired, as a business proposition, to obtain a
25 license to manufacture and sell a particular article embodying the patented
26 invention—would have been willing to pay as a royalty and yet be able to make a
27 reasonable profit and which amount would have been acceptable by a prudent patent
28 owner who was willing to grant a license.

It is up to you, based on the evidence, to decide what type of royalty is appropriate in this case.

FINAL JURY INSTRUCTION NO. 42
PATENT DAMAGES—DATE OF COMMENCEMENT—PRODUCTS

1
2 Damages that Apple may be awarded by you commence on the date that Samsung Electronics
3 Company, Samsung Electronics America, and/or Samsung Telecommunications America has both
4 infringed and been notified of the patent or patents it infringed. You must determine the date that
5 each Samsung entity received written notice of the patents and the products alleged to infringe. It
6 is undisputed that Apple informed Samsung Electronics Company of the '647 patent on August
7 4, 2010, and that Apple's lawsuit informed each Samsung entity of all of Apple's asserted patents
8 on February 8, 2012.

9
10 Damages Samsung may be awarded commence on the date that Apple has both infringed and been
11 notified of the patent or patents it infringed. You must determine the date that Apple received
12 written notice of the patents and the products alleged to infringe. It is undisputed that Samsung's
13 lawsuit informed Apple of all of Samsung's asserted patents on April 18, 2012.
14
15
16
17
18
19
20
21
22
23
24
25
26
27
28

FINAL JURY INSTRUCTION NO. 43
MONETARY REMEDIES—ONLY ONE RECOVERY PER ACCUSED SALE

1
2
3
4
5
6
7
8
9
10
11
12
13
14
15
16
17
18
19
20
21
22
23
24
25
26
27
28

You should award any remedy to which a party has proven it is entitled with respect to each sale of an accused smartphone or tablet, except that you should not award a party twice for the same sale of any accused smartphone or tablet. This means that if you award lost profits for the sale of a certain number of accused smartphones or tablets, you may not also award reasonable royalties for those same sales. If you award reasonable royalties for the sale of a certain number of accused smartphones or tablets, you may not award lost profits for those same sales.

You do not have to use the same theory to calculate damages for every sale, however. For example, an award may be split between lost profits for some sales and a reasonable royalty for the remainder of sales.

For any sale where you measure damages by a reasonable royalty or lost profits, you may include royalty amounts for each patent that you find valid and infringed by the sale or lost profits on that sale.

If a sale is awarded one form of monetary recovery, that same sale cannot be awarded another form of monetary recovery.