

EXHIBIT 4



Hangouts On Air features and apps

HANGOUTS ON AIR


[NEXT: VIDEO CALL SETTINGS](#)

Below is a list of features and apps available in Hangouts On Air:



+ Embed

+ Cameraman app

- Q&A app

The  Q&A app allows viewers to ask questions for the host before or during a Hangout On Air. Only the host of the broadcast can choose to turn on the app. You can also view the questions and the host's answers after the Hangout On Air by playing the video.

Use the Q&A app as a host

1. You can only turn the  Q&A app on and off before the broadcast. Go to the Hangout On Air event page, and click the  **Q&A app**.
2. Once viewers start posting questions, click **Select** under a question to mark it as the "Currently answering" question.
3. Click **Done** when you're finished answering the question. By marking when you answer a question, it also will note it in the video, allowing viewers to jump to specific questions when seeing the recording of the broadcast.

In the viewing dropdown on the top righthand side, hosts can select between "Questions," "Answered questions," and "Spam."

Ask a question

1. If the host turned on the Q&A app, you'll see a section on the right side of the Hangout On Air to post a question.
2. To post a question, click **Ask a new question** at the bottom right corner of the viewing window.
3. Type your question in the text box that appears and click **Submit**. You can delete your own questions at any time by clicking the dropdown menu on the top right corner of the question.

View questions

During a Hangout On Air, the Q&A app will show on the right side of the viewing window. You can see the questions you submitted, what others have asked, and the answered questions. The question currently being answered automatically appears at the top, and unanswered questions are displayed below it.

1. Click **Questions**.
2. To view your questions or the answered questions, select "Your questions" or "Answered."

You can vote for questions you like by clicking +1 below the question.

View answers in the video

You can jump to parts of video where specific questions were answered.

1. Choose **Answered Questions** in the upper righthand corner of the screen.
2. Hover over the question you'd like to view. On the bottom right of that question, you'll see an arrow if the question has been answered.
3. Click the arrow, and the video will jump to the location of that question.

If you want to watch a specific part of the video, click on the timeline to jump to that part of the video during or after the Hangout On Air, and the corresponding question will be highlighted to the right in the "Answered Questions" list.

Things to keep in mind:

- The Q&A app will only appear if the host enables it before the broadcast begins.
- The Q&A app is currently unavailable when watching Hangouts On Air through YouTube. But annotations are available on the video if you're viewing the broadcast from the YouTube page or embedded on another website. The annotations will point viewers to the Hangout On Air page with the Q&A app. You also can see the annotations on videos that are played on desktop and mobile devices.
- The Q&A app is currently available on Android and iOS devices in view-only mode. Mobile viewers won't be able to submit or vote on questions.

 Control room



NEXT: VIDEO CALL SETTINGS



Hangouts On Air

[Get started with Hangouts On Air](#)

[Hangouts On Air common questions](#)

[Hangouts On Air features and apps](#)

[Video call settings](#)

[Hangouts On Air availability](#)

[Start or schedule your Hangout On Air](#)

[Broadcast Hangouts On Air from Google+ Pages](#)

[Troubleshoot Hangouts On Air](#)

[Report abuses of Hangouts On Air](#)

[Hangouts On Air schedule](#)

[Hangouts On Air copyright](#)

How helpful is this article:

Not at all helpful

Not very helpful

Somewhat helpful

Very helpful

Extremely helpful

 369

©2014 Google - [Privacy Policy](#) - [Terms of Service](#)

English ▼