

EXHIBIT 18

LegalMetric

LegalMetric Nationwide Report Preliminary Injunctions in Trademark Cases

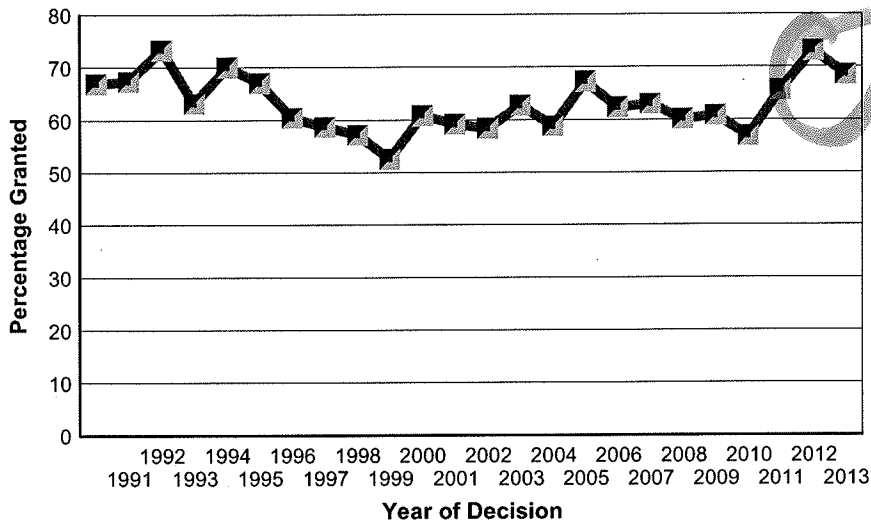
January 1990-October 2013

This report contains confidential and proprietary information of LegalMetric, Inc. Use of this information by anyone other than the purchaser or, if the purchaser is a law firm, the purchaser's client, or disclosure of this information to persons other than the purchaser or, if the purchaser is a law firm, the purchaser's client, without the consent of LegalMetric, Inc. is prohibited.

The information contained in this report is obtained from the official docket records of the federal courts. No attempt has been made to correct that data. For example, cases may be misclassified in the official docket records. In addition, cases are classified only by the primary cause of action. Cases having multiple causes of action are analyzed only under the primary cause of action identified on the official court docket.

LegalMetric, Inc. is not a law firm, does not provide legal advice, and is not engaged in the practice of law. No attorney-client relationship exists between LegalMetric, Inc. and any user of its products. LegalMetric provides statistical and analytical information to anyone who desires to purchase that information. Any purchaser of LegalMetric products who wants legal advice should hire an attorney.

Yearly Win Rates Preliminary Injunction Motions



Overview:

This report covers preliminary injunction decisions in trademark cases in the U.S. district courts and is based upon 6,157 decisions found in the dockets of the courts. Of these 6,157 decisions, 3,715 were granted, 263 were granted in part, and 2,179 were denied.

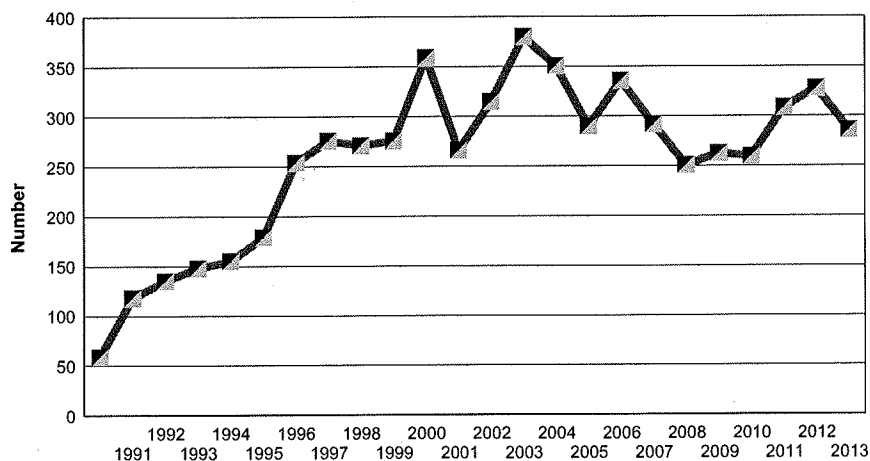
Win Rates:

For the period covered by this report, the win rate for movants on these motions is 62.5%. Variation from year to year is shown in the chart above.

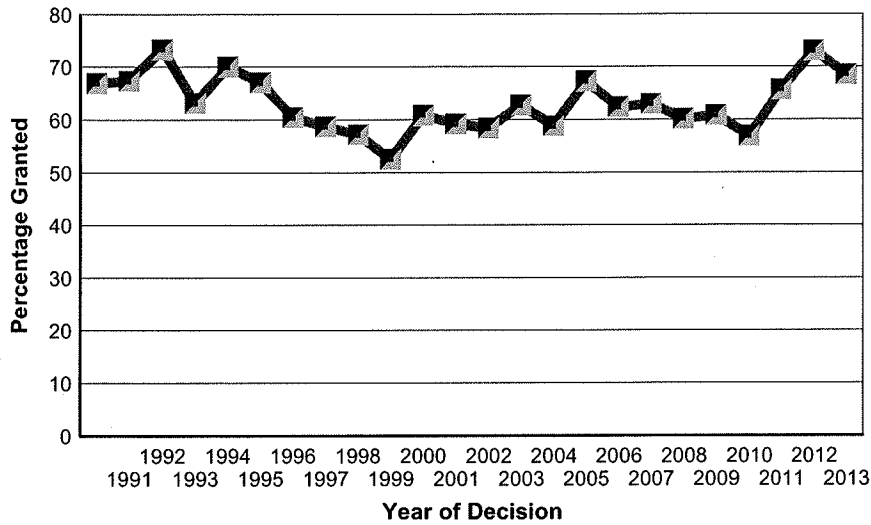
Number of Preliminary Injunctions:

The variation from year to year in the number of preliminary injunctions granted is shown below. Note that 2013 is a partial year.

Number of Preliminary Injunctions Granted, by Year



Yearly Win Rates Preliminary Injunction Motions



Overview:

This report covers preliminary injunction decisions in trademark cases in the U.S. district courts and is based upon 6,157 decisions found in the dockets of the courts. Of these 6,157 decisions, 3,715 were granted, 263 were granted in part, and 2,179 were denied.

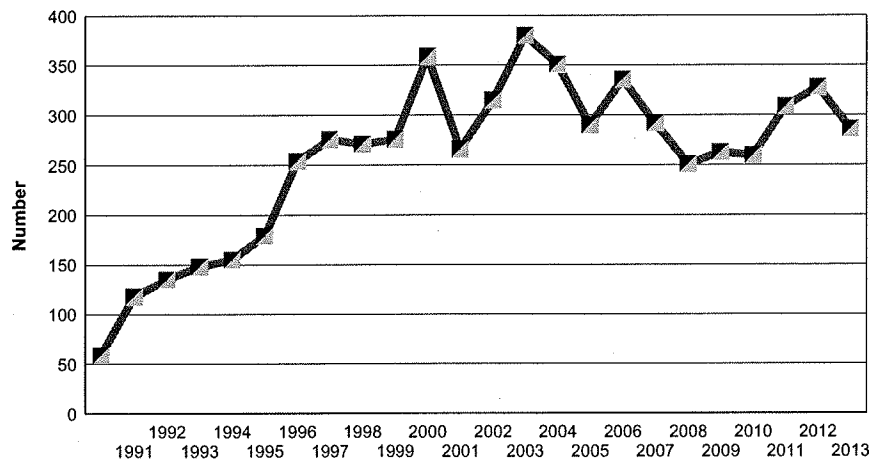
Win Rates:

For the period covered by this report, the win rate for movants on these motions is 62.5%. Variation from year to year is shown in the chart above.

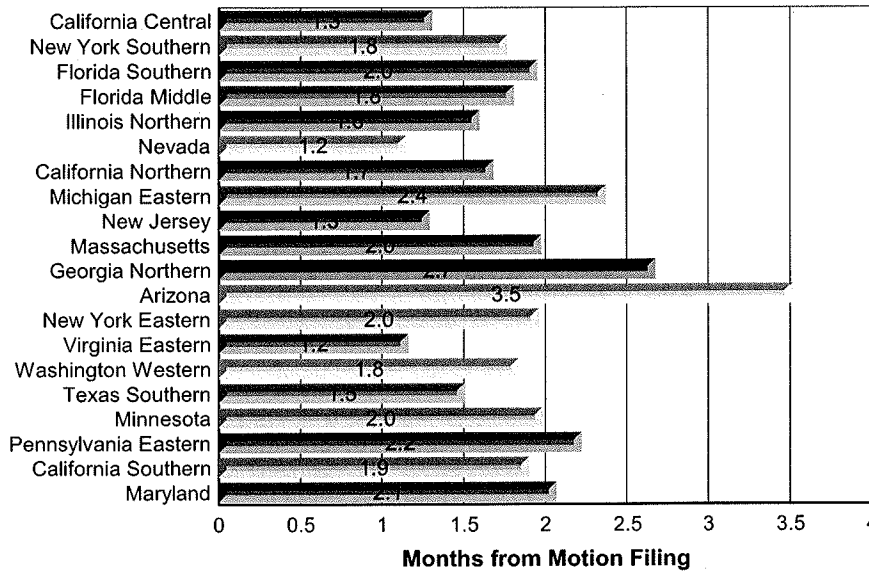
Number of Preliminary Injunctions:

The variation from year to year in the number of preliminary injunctions granted is shown below. Note that 2013 is a partial year.

Number of Preliminary Injunctions Granted, by Year



Average Time to Decision



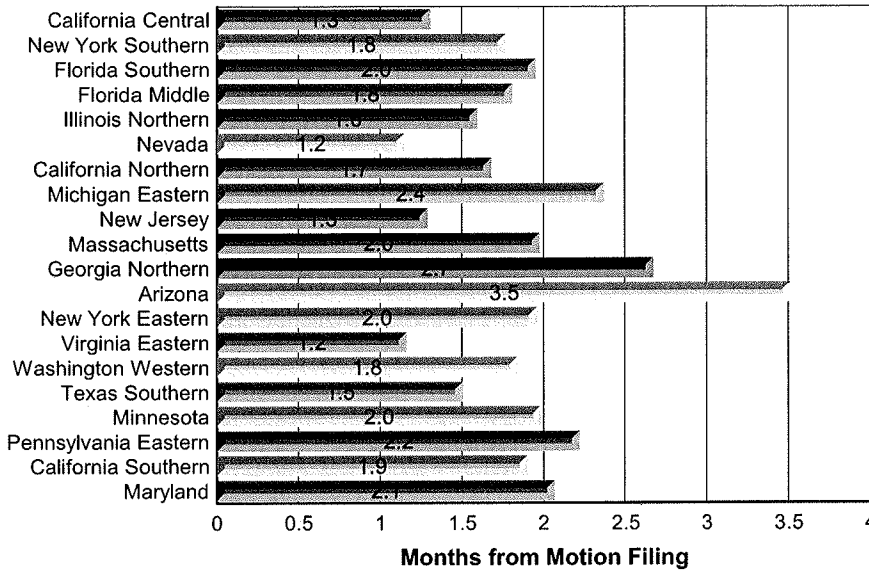
Time to Decision in Top 20 Districts:

The average time from motion filing to decision for these 20 districts is shown in the chart to the left.

The time to decision and number of decisions for each district are shown in the tables below.

	Number of Decisions		Time to Decision (months from filing)
Alabama Middle	11	Alabama Middle	1.6
Alabama Northern	4	Alabama Northern	1.2
Alabama Southern	8	Alabama Southern	2.0
Arizona	156	Arizona	3.5
Arkansas Eastern	9	Arkansas Eastern	2.7
Arkansas Western	6	Arkansas Western	2.0
California Central	752	California Central	1.3
California Eastern	57	California Eastern	1.7
California Northern	218	California Northern	1.7
California Southern	91	California Southern	1.9
Colorado	78	Colorado	2.1
Connecticut	54	Connecticut	4.9
Delaware	6	Delaware	3.1
District of Columbia	68	District of Columbia	1.5
Florida Middle	302	Florida Middle	1.8
Florida Northern	12	Florida Northern	1.6
Florida Southern	459	Florida Southern	2.0
Georgia Middle	4	Georgia Middle	4.4
Georgia Northern	163	Georgia Northern	2.7
Georgia Southern	8	Georgia Southern	1.4

Average Time to Decision



Time to Decision in Top 20 Districts:

Districts:

The average time from motion filing to decision for these 20 districts is shown in the chart to the left.

The time to decision and number of decisions for each district are shown in the tables below.

	Number of Decisions		Time to Decision (months from filing)
Alabama Middle	11	Alabama Middle	1.6
Alabama Northern	4	Alabama Northern	1.2
Alabama Southern	8	Alabama Southern	2.0
Arizona	156	Arizona	3.5
Arkansas Eastern	9	Arkansas Eastern	2.7
Arkansas Western	6	Arkansas Western	2.0
California Central	752	California Central	1.3
California Eastern	57	California Eastern	1.7
California Northern	218	California Northern	1.7
California Southern	91	California Southern	1.9
Colorado	78	Colorado	2.1
Connecticut	54	Connecticut	4.9
Delaware	6	Delaware	3.1
District of Columbia	68	District of Columbia	1.5
Florida Middle	302	Florida Middle	1.8
Florida Northern	12	Florida Northern	1.6
Florida Southern	459	Florida Southern	2.0
Georgia Middle	4	Georgia Middle	4.4
Georgia Northern	163	Georgia Northern	2.7
Georgia Southern	8	Georgia Southern	1.4

California Southern

The dockets of trademark cases in California Southern were examined to identify decisions on contested preliminary injunction motions. The number of decisions found, the number granted, and the number denied are as follows:

Total Decisions: 84

Total Granted: 48 Plaintiff Granted: 47 Defendant Granted: 1

Total Denied: 34 Plaintiff Denied: 33 Defendant Denied: 1

Total Granted in Part, Denied in Part: 2 Plaintiff Granted in Part: 2

Defendant Granted in Part: 0

Plaintiff Win Rate: 58.5%

Defendant Win Rate: 50.0%

Overall Win Rate: 58.3%

Contested Win Rates on Motions

