

**APPENDIX A**

**CONSTITUTIONALLY, MONOTHEISM IS JUST AS SECTARIAN AS IS ANY OTHER DENOMINATION**

**No. 79. Self-Described Religious Identification of Adult Population: 1990 and 2001**

[In thousands (175,440 represents 175,440,000). The American Religious Identification Survey (ARIS) 2001 was based on a random digit-dialed telephone survey of 50,281 American residential households in the continental U.S.A (48 states). Respondents were asked to describe themselves in terms of religion with an open-ended question. Interviewers did not prompt or offer a suggested list of potential answers. Moreover, the self-description of respondents was not based on whether established religious bodies, institutions, churches, mosques or synagogues considered them to be members. Quite the contrary, the survey sought to determine whether the respondents regarded themselves as adherents of a religious community. Subjective rather than objective standards of religious identification were tapped by the surveys]

Religious group	1990	2001	Religious group	1990	2001
Adult population, total <sup>1</sup>	175,440	207,980	Fundamentalist	27	61
Total Christian	151,496	159,506	Salvation Army	27	25
Catholic	46,004	50,873	Independent Christian Church	25	71
Baptist	33,964	33,830	Total other religions	5,853	7,740
Protestant - no denomination supplied	17,214	4,847	Jewish	3,137	2,831
Methodist/Wesleyan	14,174	14,150	Muslim/Islamic	527	1,104
Lutheran	9,110	9,580	Buddhist	401	1,082
Christian - no denomination supplied	8,073	14,150	Unitarian/Universalist	502	629
Presbyterian	4,985	5,596	Hindu	227	766
Pentecostal/Charismatic	3,191	4,407	Native American	47	103
Episcopalian/Anglican	3,042	3,451	Scientologist	45	55
Mormon/Latter-Day Saints	2,487	2,787	Baha'i	28	84
Churches of Christ	1,789	2,593	Taoist	23	40
Jehovah's Witness	1,381	1,331	New Age	20	68
Seventh-Day Adventist	666	724	Eckankar	18	26
Assemblies of God	660	1,106	Rastafarian	14	11
Holiness/Holy	610	569	Sikh	13	57
Congregational/United Church of Christ	599	1,378	Wiccan	8	134
Church of the Nazarene	549	544	Deity	6	49
Church of God	531	944	Druid	(NA)	33
Orthodox (Eastern)	502	645	Santeria	(NA)	22
Evangelical <sup>2</sup>	242	1,032	Pagan	(NA)	140
Mennonite	235	346	Spiritualist	(NA)	116
Christian Science	214	194	Ethical Culture	(NA)	4
Church of the Brethren	206	358	Other unclassified	837	386
Born Again <sup>2</sup>	204	56	No religion specified, total	14,331	29,481
Nondenominational <sup>2</sup>	195	2,489	Atheist	(NA)	902
Disciples of Christ	144	492	Agnostic	1,186	991
Reformed/Dutch Reform	161	289	Humanist	29	49
Agostolic/New Apostolic	117	254	Secular	(NA)	53
Quaker	67	217	No religion	13,116	27,486
Full Gospel	51	168	Refused to reply to question	4,031	11,246
Christian Reform	40	79			
Foursquare Gospel	28	70			

NA Not available. <sup>1</sup> Refers to the total number of adults in all 50 states. All other figures are based on projections from surveys conducted in the continental United States (48 states). <sup>2</sup> Because of the subjective nature of replies to open-ended question, these categories are the most unstable as they do not refer to clearly identifiable denominations as much as underlying feelings about religion. Thus they may be the most subject to fluctuation over time.

Source: 1990, Barry A. Kosmin and Seymour P. Lachman, "One Nation Under God: Religion in Contemporary American Society," 1993; 2001 data, The Graduate Center of the City University of New York, New York, NY; Barry A. Kosmin, Egon Mayer and Ariela Keysar, American Religious Identification Survey, 2001 (copyright).

U.S. Census Bureau, Statistical Abstract of the United States: 2003, Page 67

### No. 81. Religious Bodies—Selected Data

[Membership data: 2,500 represents 2,500,000. Includes the self-reported membership of religious bodies with 650,000 or more as reported to the Yearbook of American and Canadian Churches. Groups may be excluded if they do not supply information. The data are not standardized so comparisons between groups are difficult. The definition of "church member" is determined by the religious body.]

Religious body	Year reported	Churches reported	Membership (1,000)	Pastors serving parishes <sup>1</sup>
African Methodist Episcopal Church . . . . .	1999	(NA)	2,500	7,741
African Methodist Episcopal Zion Church . . . . .	2001	3,226	1,448	3,288
American Baptist Churches in the U.S.A. . . . .	2001	5,786	1,443	4,563
Baptist Bible Fellowship International . . . . .	2002	4,500	1,200	(NA)
Christian Church (Disciples of Christ) in the United States and Canada . . . . .	2001	3,717	805	3,385
Christian Churches and Churches of Christ . . . . .	1988	5,579	1,072	5,525
Christian Methodist Episcopal Church . . . . .	2001	3,250	850	2,980
Church Of God In Christ, The . . . . .	1991	15,300	5,500	28,988
Church of God (Cleveland, Tennessee) . . . . .	2001	6,605	932	4,564
Church of Jesus Christ of Latter-day Saints, The . . . . .	2001	11,731	5,311	35,193
Churches of Christ . . . . .	1999	15,000	1,500	14,500
Episcopal Church . . . . .	2000	7,364	2,333	6,062
Evangelical Lutheran Church in America . . . . .	2001	10,766	5,100	9,379
Greek Orthodox Archdiocese of America . . . . .	(NA)	510	1,500	599
Jehovah's Witnesses . . . . .	2001	11,706	989	(NA)
Lutheran Church—Missouri Synod (LCMS), The . . . . .	2001	6,187	2,540	5,204
National Baptist Convention of America, Inc. . . . .	2000	(NA)	3,500	(NA)
National Baptist Convention, U.S.A., Inc. . . . .	(NA)	9,000	5,000	(NA)
National Missionary Baptist Convention of America. . . . .	1992	(NA)	2,500	(NA)
Orthodox Church in America, The . . . . .	2000	721	1,000	760
Pentecostal Assemblies of the World, Inc. . . . .	1998	1,750	1,500	4,500
Presbyterian Church (U.S.A.) . . . . .	2001	11,142	3,456	9,115
Progressive National Baptist Convention, Inc. . . . .	1995	2,000	2,500	(NA)
Roman Catholic Church, The . . . . .	2001	19,496	65,270	(NA)
Seventh-Day Adventist Church . . . . .	2001	4,594	901	2,572
Southern Baptist Convention . . . . .	2001	42,334	16,053	62,315
United Church of Christ . . . . .	2001	5,888	1,359	4,304
United Methodist Church, The . . . . .	2001	35,275	8,298	24,162

NA Not available. <sup>1</sup> Does not include retired clergy or clergy not working with congregations.  
 Source: National Council of Churches, New York, NY, 2003 Yearbook of American and Canadian Churches, annual (copyright). (For more info visit <[www.nccusa.org](http://www.nccusa.org)> or call 888-870-3325.)

**THE HARRIS POLL® #59, OCTOBER 15, 2003**

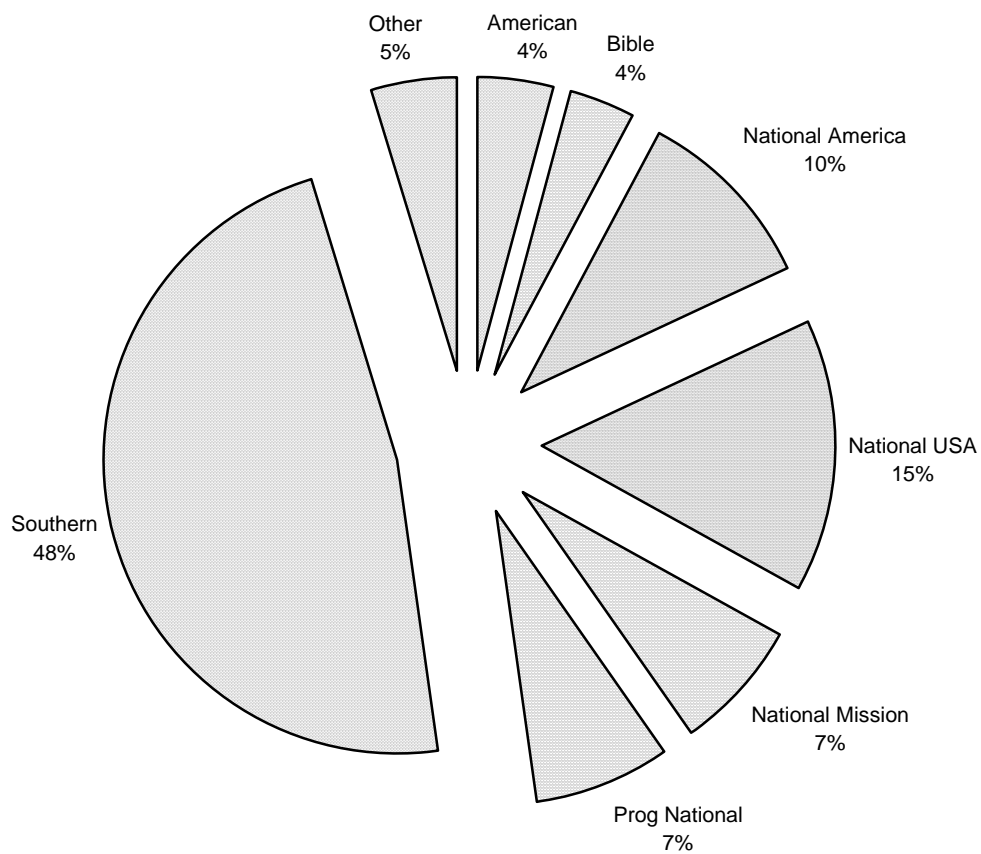
(Accessed [http://www.harrisinteractive.com/harris\\_poll/index.asp?PID=408](http://www.harrisinteractive.com/harris_poll/index.asp?PID=408),  
on December 27, 2008.)

**TABLE 1**  
**BELIEF IN GOD AND CERTAINTY OF BELIEF**  
"Are you . . . ?"

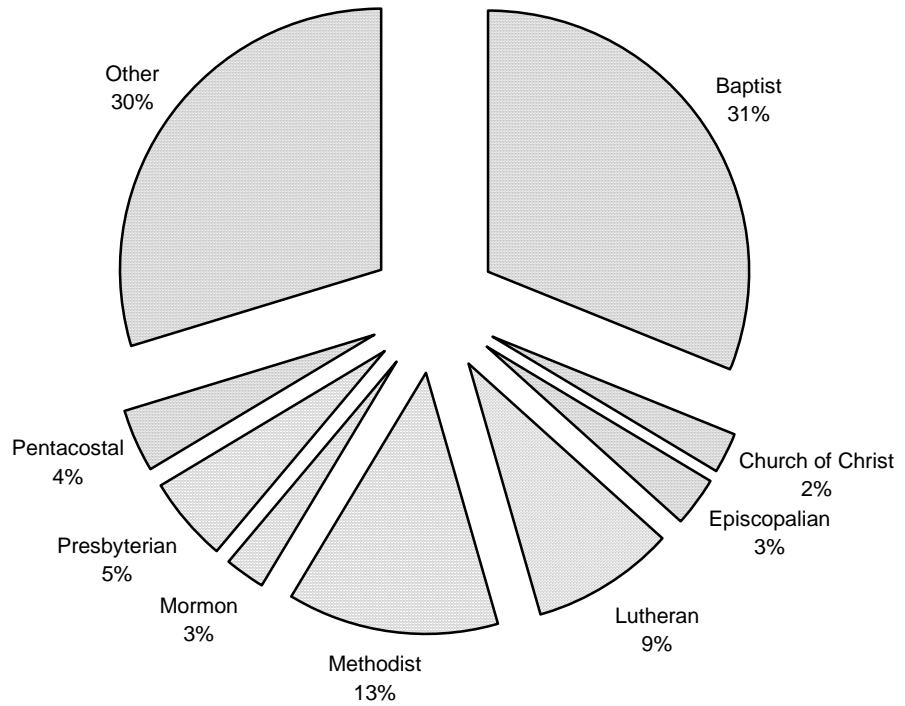
Base: All Adults

	Total	RELIGIOUS AFFILIATION			
		Catholic	Protestant	Jewish	Atheist/ Agnostic
		%	%	%	%
<b>Believe in God (NET)</b>	<b>79</b>	<b>79</b>	<b>90</b>	<b>48</b>	<b>15</b>
Absolutely certain that there is a God	66	63	81	24	4
Somewhat certain that there is a God	12	16	9	24	11
<b>Believe there is no God (NET)</b>	<b>9</b>	<b>8</b>	<b>4</b>	<b>19</b>	<b>52</b>
Somewhat certain that there is no God	5	4	2	13	28
Absolutely certain that there is no God	4	4	2	5	23
<b>Not sure whether or not there is a God</b>	<b>12</b>	<b>13</b>	<b>6</b>	<b>33</b>	<b>33</b>

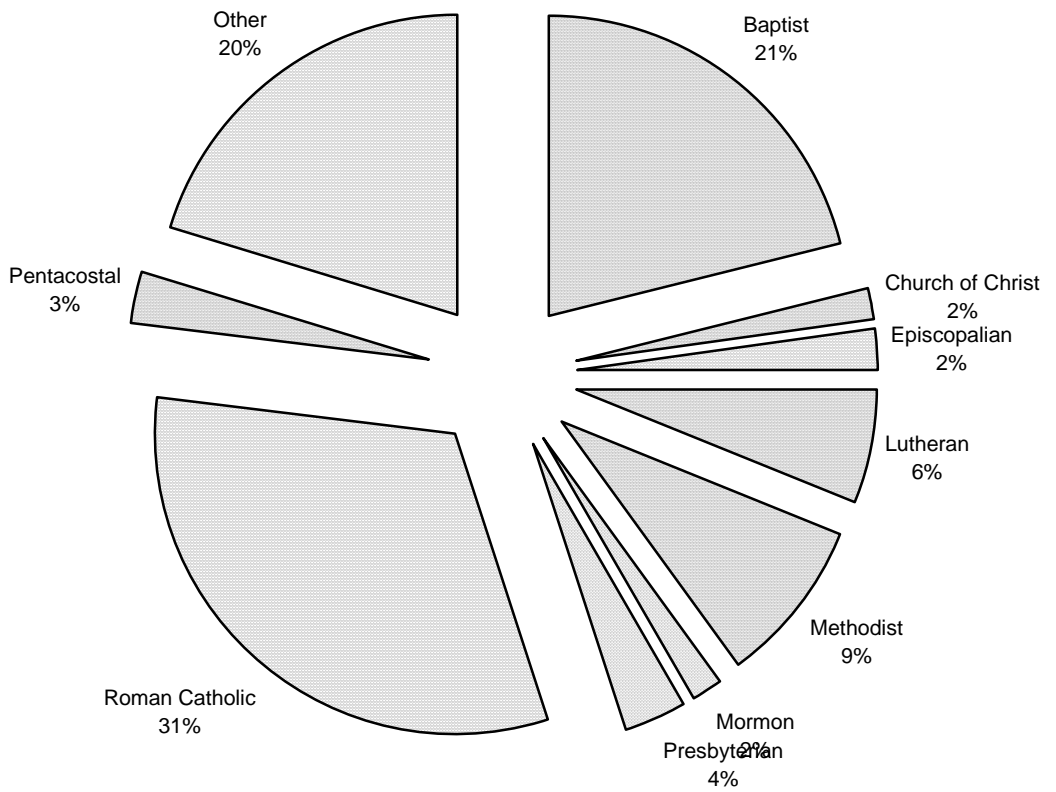
# ALL BAPTISTS



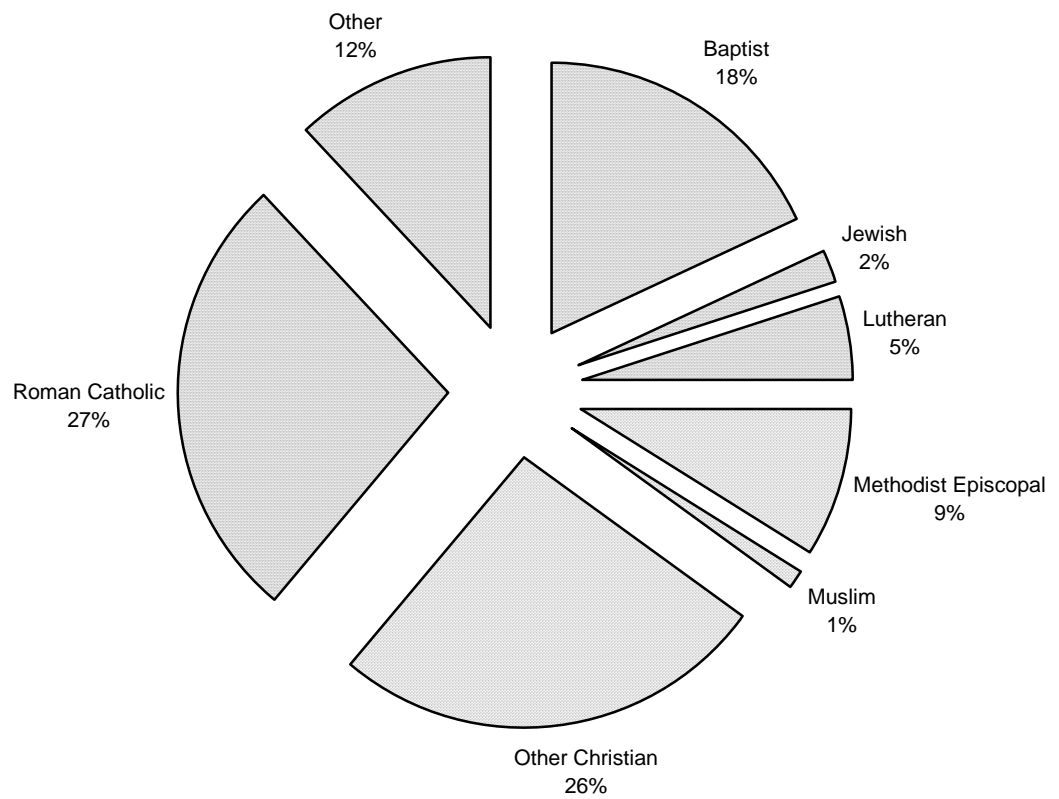
# ALL PROTESTANTS



# ALL CHRISTIANS



# ALL MONOTHEISTS



# ALL AMERICANS

