

Exhibit K



RIVERSIDE
FINANCIAL
GROUP

**Analysis of Spear Leeds Kellogg/Shoreline Trading Group LLC
Account Activity for:**

**Traders Investment Club
a/c 782V**

**Prepared by
Riverside Financial Group**

June 30, 2010

317 K

This account analysis contains the following schedules:

1. **Schedule 1** **Account Profit/Loss Summary**
2. **Schedule 2** **Principal Profit/Loss Summary**
3. **Schedule 3** **Securities Profit/Loss Summary (by Security)**
4. **Schedule 4** **Margin Interest & Fee Detail**
5. **Schedule 5** **Cash In/Out Detail**
6. **Schedule 6** **Cash and Property In/Out Summary**
7. **Schedule 7** **Month to Month & Yearly Gain/Loss**
8. **Schedule 8** **Monthly Net Investment & Equity**
9. **Schedule 9 (A)** **Yearly & Overall Rate of Return**
10. **Schedule 10** **Monthly Equity Graph**
11. **Schedule 11** **Monthly P&L Graph**
12. **Schedule 12** **Cumulative P&L Graph**
13. **Schedule 13** **Dividend and Interest Detail**
14. **Notes**

TRADERS INVESTMENT CLUB

1688 MAIN STREET
SARASOTA, FL 34226

Start Date: 07/01/2003 End Date: 12/31/2005

Spear, Leeds & Kellogg/Shoreline Trading Group LLC

INVESTMENT CLUB ACCOUNT

Account #: 782V

SCHEDULE 1
ACCOUNT PROFIT/LOSS SUMMARY

Realized/Unrealized Principal Profits	\$4,257,032.08
Securities Income	\$0.00
Cash Fund Income	\$4,376.22
Margin Interest and Fees	(\$14,653.33)
Account Profits	<u>\$4,246,754.97</u>

Opening Equity	\$0.00
Net Cash Withdrawals	\$4,246,754.97
Net Property Withdrawals	\$0.00
Closing Equity	\$0.00
Account Profits	<u>\$4,246,754.97</u>

319 K

TRADERS INVESTMENT CLUB

1600 MAIN STREET
SARASOTA, FL 34226

Start Date: 07/01/2003 End Date: 12/31/2005

Spear, Leeds & Kellogg/Shoreline Trading Group LLC

INVESTMENT CLUB ACCOUNT

Account #: 782V

SCHEDULE 2
ACCOUNT PRINCIPAL PROFIT/LOSS SUMMARY

Opening Equity		<u>\$0.00</u>
Total Deposits		<u>\$350,012.00</u>
Cash	\$350,012.00	
Securities		
Total Income		<u>\$4,376.22</u>
Securities	\$0.00	
Cash Fund	\$4,376.22	
<hr/>		
Total In		<u>\$354,388.22</u>
Total Withdrawals		<u>\$4,596,766.97</u>
Cash	\$4,596,766.97	
Securities		
Total Margin Interest & Fees		<u>\$14,653.33</u>
Closing Equity		<u>\$0.00</u>
<hr/>		
Total Out		<u>\$4,611,420.30</u>
Principal Profits		<u>\$4,257,032.08</u>

320 K

**SCHEDULE 3
SECURITIES PROFIT/LOSS SUMMARY
(BY SECURITY)**

ear, Leeds & Kellogg/Shoreline Trading Group LLC
VESTMENT CLUB ACCOUNT

count #: 782V

Start Date: 07/01/2003 End Date: 12/31/2005

Description	In	Quantity	Out	Total Cost	Total Proceeds	Total Principal Profit (Loss)	Total Income	Total Security Profit (Loss)
NASDAQ-100 SHARES	14,728,500	14,728,500		\$647,616,369.46	\$651,673,401.54	\$4,257,032.08	\$0.00	\$4,257,032.08
				\$647,616,369.46	\$651,673,401.54	\$4,257,032.08	\$0.00	\$4,257,032.08

321 K

SCHEDULE 4
MARGIN INTEREST AND FEE DETAIL

Start Date: 07/01/2008 End Date: 12/31/2008

Start	End	Transaction	Description	Debit	Credit	Net Fees	Net Margin Interest	Annual Net Change	Notes
Jul	7/01/04	Fee Paid	WIRE CHARGE	\$12.00					
Sep	9/29/04	Fee Paid	WIRE CHARGE	\$12.00					
2004 Total						(\$24.00)	\$0.00		(\$24.00)
Apr	4/09/05	Fee Paid	WIRE CHARGE	\$12.00					
May	5/23/05	Fee Paid	WIRE CHARGE	\$12.00					
Oct	10/05/05	Fee Paid	WIRE CHARGE	\$12.00					
Nov	11/14/05	Fee Paid	WIRE CHARGE	\$12.00					
Jan	1/31/06	Margin Interest	MARGIN INTEREST	\$310.95					
Mar	3/31/06	Margin Interest	MARGIN INTEREST	\$3,569.50					
Apr	4/29/06	Margin Interest	MARGIN INTEREST	\$4,216.56					
May	5/31/06	Margin Interest	MARGIN INTEREST	\$1,869.97					
Jun	6/30/06	Margin Interest	MARGIN INTEREST	\$484.36					
Jul	7/29/06	Margin Interest	MARGIN INTEREST	\$4,233.77					
2006 Total						(\$46.00)	(\$14,561.33)		(\$14,629.33)
Totals				\$14,653.33	\$0.00	(\$72.00)	(\$14,561.33)		(\$14,653.33)

322R

Spear, Leeds & Kellogg/Shoreline Trading Group LLC
 INVESTMENT CLUB ACCOUNT

Account #: 762V

SCHEDULE B
CASH IN/OUT DETAIL

Start Date: 07/01/2003 End Date: 12/31/2003

Month	Day	Transaction	Description	Withdrawals	Deposits	Comments
Jul	7/14/03	Cash Deposit	FUNDS WIRED IN		\$350,000.00	South Tr Bk/a/c 78-015-811/Trd Inv Clb
Jul	7/01/04	Cash Withdrawal	FUNDS WIRED OUT	\$200,000.00		South Tr Bk/a/c 78-015-811/Trd Inv Clb
Sep	9/29/04	Cash Withdrawal	FUNDS WIRED OUT	\$100,000.00		South Tr Bk/a/c 78-015-811/Trd Inv Clb
Apr	4/08/05	Cash Withdrawal	FUNDS WIRED OUT	\$400,000.00		South Tr Bk/a/c 78-015-811/Trd Inv Clb
May	5/20/05	Cash Withdrawal	FUNDS WIRED OUT	\$200,000.00		South Tr Bk/a/c 78-015-811/Trd Inv Clb
Oct	10/05/05	Cash Withdrawal	FUNDS WIRED OUT	\$3,898,317.84		Wsch MA of FI78-015-811/Trd Inv Clb
Nov	11/14/05	Cash Withdrawal	FUNDS WIRED OUT	\$449.13		Wsch MA of FI78-015-811/Trd Inv Clb
Dec	12/08/05	Cash Deposit	FLATTEN ACCOUNT		\$12.00	

Sub-totals -----> \$4,896,766.97

Net Cash Withdrawals **\$4,245,754.97**

323 K

SCHEDULE 6
PROPERTY IN/OUT DETAIL

Start	SID	Transaction	Quantity		Description	Price	Withdrawals	Deposits	Comments
			In	Out					
							\$0.00		
Sub-totals →							\$0.00	\$0.00	
Net Property Withdrawals								<u>\$0.00</u>	

324 K

SCHEDULE 7
MONTH TO MONTH & YEARLY GAIN/LOSS

Start Date: 07/01/2003 End Date: 12/31/2005

Statement Month	Statement Equity	Unpriced Securities	Total Net Equity	Monthly Contributions/ (Withdrawals)	Monthly Gain/(Loss)	Cumulative Contributions/ (Withdrawals)	Cumulative Gain/(Loss)	Yearly Gain/(Loss)
Jul 2003	Opening Equity		\$0.00					
Jul 2003	\$359,863.68	\$0.00	\$359,863.68	\$350,000.00	\$9,863.68	\$350,000.00	\$9,863.68	
Aug 2003	\$368,438.58	\$0.00	\$368,438.58	\$0.00	\$8,774.90	\$350,000.00	\$18,438.58	
Sep 2003	\$388,306.30	\$0.00	\$388,306.30	\$0.00	\$19,867.72	\$350,000.00	\$38,306.30	
Oct 2003	\$388,306.30	\$0.00	\$388,306.30	\$0.00	\$0.00	\$350,000.00	\$38,306.30	
Nov 2003	\$388,306.30	\$0.00	\$388,306.30	\$0.00	\$0.00	\$350,000.00	\$38,306.30	
Dec 2003	\$388,306.30	\$0.00	\$388,306.30	\$0.00	\$0.00	\$350,000.00	\$38,306.30	\$38,306.30
Jan 2004	\$398,075.75	\$0.00	\$398,075.75	\$0.00	\$7,769.45	\$350,000.00	\$46,075.75	
Feb 2004	\$447,284.70	\$0.00	\$447,284.70	\$0.00	\$51,188.95	\$350,000.00	\$97,284.70	
Mar 2004	\$544,172.79	\$0.00	\$544,172.79	\$0.00	\$96,908.09	\$350,000.00	\$184,172.79	
Apr 2004	\$549,894.91	\$0.00	\$549,894.91	\$0.00	\$5,522.12	\$350,000.00	\$189,694.91	
May 2004	\$558,456.41	\$0.00	\$558,456.41	\$0.00	\$8,761.50	\$350,000.00	\$208,456.41	
Jun 2004	\$573,572.73	\$0.00	\$573,572.73	\$0.00	\$15,116.32	\$350,000.00	\$223,572.73	
Jul 2004	\$458,872.86	\$0.00	\$458,872.86	(\$200,000.00)	\$85,300.13	\$150,000.00	\$308,872.86	
Aug 2004	\$458,872.86	\$0.00	\$458,872.86	\$0.00	\$0.00	\$150,000.00	\$308,872.86	
Sep 2004	\$402,223.49	\$0.00	\$402,223.49	(\$100,000.00)	\$43,350.83	\$50,000.00	\$352,223.49	
Oct 2004	\$634,852.36	\$0.00	\$634,852.36	\$0.00	\$232,828.87	\$50,000.00	\$584,852.36	
Nov 2004	\$1,015,155.78	\$0.00	\$1,015,155.78	\$0.00	\$380,303.42	\$50,000.00	\$965,155.78	
Dec 2004	\$1,449,942.39	\$0.00	\$1,449,942.39	\$0.00	\$434,786.61	\$50,000.00	\$1,399,942.39	\$1,399,942.39
Jan 2005	\$1,886,442.44	\$0.00	\$1,886,442.44	\$0.00	\$236,500.05	\$50,000.00	\$1,838,442.44	
Feb 2005	\$1,957,087.36	\$0.00	\$1,957,087.36	\$0.00	\$270,644.92	\$50,000.00	\$1,907,087.36	
Mar 2005	\$2,221,705.31	\$0.00	\$2,221,705.31	\$0.00	\$284,617.95	\$50,000.00	\$2,171,705.31	
Apr 2005	\$2,007,012.77	\$0.00	\$2,007,012.77	(\$400,000.00)	\$185,307.46	(\$350,000.00)	\$2,357,012.77	
May 2005	\$2,537,850.71	\$0.00	\$2,537,850.71	(\$200,000.00)	\$730,837.94	(\$550,000.00)	\$3,087,850.71	
Jun 2005	\$3,236,842.21	\$0.00	\$3,236,842.21	\$0.00	\$698,791.50	(\$550,000.00)	\$3,786,842.21	
Jul 2005	\$3,892,874.84	\$0.00	\$3,892,874.84	\$0.00	\$456,232.83	(\$550,000.00)	\$4,242,874.84	
Aug 2005	\$3,894,412.73	\$0.00	\$3,894,412.73	\$0.00	\$1,537.89	(\$550,000.00)	\$4,244,412.73	
Sep 2005	\$3,898,329.84	\$0.00	\$3,898,329.84	\$0.00	\$1,917.11	(\$550,000.00)	\$4,246,329.84	
Oct 2005	\$448.99	\$0.00	\$448.99	(\$3,886,317.84)	\$436.99	(\$4,246,317.84)	\$4,246,766.83	
Nov 2005	(\$12.00)	\$0.00	(\$12.00)	(\$449.13)	(\$11.86)	(\$4,246,766.97)	\$4,246,754.97	
Dec 2005	\$0.00	\$0.00	\$0.00	\$12.00	\$0.00	(\$4,246,754.97)	\$4,246,754.97	\$2,846,812.58
Total Account Profits							\$4,246,754.97	

325 K

187, Leeds & Katlogg/Shoreline Trading Group LLC

INVESTMENT CLUB ACCOUNT

Account #: 762V

SCHEDULE B

MONTHLY NET INVESTMENT & EQUITY

Start Date: 07/01/2003 End Date: 12/31/2005

Statement Month	Cash In	Securities In	Cash Out	Securities Out	Dividends / Distributions	Interest / Margin Interest / Fees	Cumulative Net Investment	Value of Securities	Credit/(Debit) Cash Balance	Net Equity	Net Equity - Cumulative Net Investment
Opening Equity	\$0										
Jan 2003	\$350,000				\$0	\$0	\$350,000	\$359,864	\$0	\$359,864	\$9,864
Feb 2003							\$350,000	\$388,439	\$0	\$388,439	\$18,439
Mar 2003							\$350,000	\$388,306	\$0	\$388,306	\$38,306
Apr 2003							\$350,000	\$388,306	\$0	\$388,306	\$38,306
May 2003							\$350,000	\$388,306	\$0	\$388,306	\$38,306
Jun 2003							\$350,000	\$388,306	\$0	\$388,306	\$38,306
Jul 2003	\$350,000	\$0	\$0	\$0	\$0	\$0	\$350,000	\$396,076	\$0	\$396,076	\$46,076
Aug 2004							\$350,000	\$447,265	\$0	\$447,265	\$97,265
Sep 2004							\$350,000	\$544,173	\$0	\$544,173	\$194,173
Oct 2004							\$350,000	\$549,695	\$0	\$549,695	\$199,695
Nov 2004							\$350,000	\$556,456	\$0	\$556,456	\$206,456
Dec 2004			\$200,000			\$12	\$350,000	\$573,573	\$0	\$573,573	\$223,573
Jan 2005							\$149,988	\$488,873	\$0	\$488,873	\$308,885
Feb 2005							\$149,988	\$488,873	\$0	\$488,873	\$308,885
Mar 2005			\$100,000			\$12	\$49,976	\$402,223	\$0	\$402,223	\$352,247
Apr 2005							\$49,976	\$634,852	\$0	\$634,852	\$684,876
May 2005					\$3		\$49,979	\$1,015,156	\$0	\$1,015,156	\$965,177
Jun 2005			\$200,000				\$49,979	\$1,449,942	\$0	\$1,449,942	\$1,299,963
Jul 2004	\$0	\$0	\$300,000	\$0	\$3	\$24					
Aug 2005						\$311	\$49,668	\$1,686,442	\$0	\$1,686,442	\$1,626,774
Sep 2005							\$49,668	\$1,957,087	\$0	\$1,957,087	\$1,907,419
Oct 2005					\$3,567		\$46,102	\$4,022,700	(\$1,800,995)	\$2,221,705	\$2,176,804
Nov 2005			\$400,000		\$4,329		(\$368,227)	\$2,007,013	\$0	\$2,007,013	\$2,365,240
Dec 2005			\$200,000		\$1,681		(\$559,906)	\$2,537,951	\$0	\$2,537,951	\$3,097,789

326K

car, Leeds & Kellogg/Shoreline Trading Group LLC

ESTMENT CLUB ACCOUNT

ount #: 762V

SCHEDULE B

MONTHLY NET INVESTMENT & EQUITY

Start Date: 07/01/2006 End Date: 12/31/2006

Statement Month	Cash In	Securities In	Cash Out	Securities Out	Interest / Dividends / Distributions	Margin Interest / Fees	Cumulative Net Investment	Value of Securities	Credit/(Debit) Cash Balance	Net Equity	Net Equity - Cumulative Net Investment
n 2005					\$55	\$484	(\$560,338)	\$4,045,800	(\$609,158)	\$3,236,642	\$3,796,980
l 2005					\$414	\$4,234	(\$564,167)	\$3,692,875	\$0	\$3,692,875	\$4,257,032
g 2005					\$1,536		(\$562,619)	\$3,694,413	\$0	\$3,694,413	\$4,257,032
p 2005					\$1,917		(\$560,702)	\$3,696,330	\$0	\$3,696,330	\$4,257,032
a 2005			\$3,696,316		\$449	\$12	(\$4,256,663)	\$449	\$0	\$449	\$4,257,032
w 2005			\$449		\$0	\$12	(\$4,257,044)	\$0	(\$12)	(\$12)	\$4,257,032
c 2005	\$12						(\$4,257,032)	\$0	\$0	\$0	\$4,257,032
tel 2005	\$12	\$0	\$4,296,767	\$0	\$4,373	\$14,629					
TOTALS:	\$360,012	\$0	\$4,696,767	\$0	\$4,376	\$14,653	(\$4,257,032)				\$4,257,032

327 K

SCHEDULE 9
RATE OF RETURN

Start Date: 07/14/2003 End Date: 10/06/2005

Period Ending	# of Months	Period Rate of Return
Dec 2003	6	11.12%
Dec 2004	12	614.04%
Oct 2005	10	237.00%

Rate of Return for Entire Period 2573.88%

Average Annualized Rate of Return 338.92%

328 K

SCHEDULE 9A
GAIN/LOSS & RATE OF RETURN

Start Date: 07/14/2003 End Date: 10/05/2005

Statement Month	Total Net Equity	Monthly Contributions/ (Withdrawals)	Monthly Gain/(Loss)	Cumulative Contributions/ (Withdrawals)	Cumulative Gain/(Loss)	Time Weighted Monthly Contributions/ (Withdrawals)	Monthly Link or ROR	Yearly P&L	Period ROR
Jul 2003	\$0.00								
Jul 2003	\$359,863.88	\$350,000.00	\$9,863.88	\$350,000.00	\$9,863.88	\$330,555.40	2.92%		
Aug 2003	\$368,438.58	\$0.00	\$8,774.90	\$350,000.00	\$18,438.58		2.44%		
Sep 2003	\$388,308.30	\$0.00	\$19,867.72	\$350,000.00	\$38,308.30		5.39%		
Oct 2003	\$388,308.30	\$0.00	\$0.00	\$350,000.00	\$38,308.30		0.00%		
Nov 2003	\$388,308.30	\$0.00	\$0.00	\$350,000.00	\$38,308.30		0.00%		
Dec 2003	\$388,308.30	\$0.00	\$0.00	\$350,000.00	\$38,308.30		0.00%	\$38,308.30	11.12%
Jan 2004	\$398,075.75	\$0.00	\$7,769.45	\$350,000.00	\$46,075.75		2.00%		
Feb 2004	\$447,284.70	\$0.00	\$51,188.95	\$350,000.00	\$97,284.70		12.92%		
Mar 2004	\$544,172.79	\$0.00	\$96,908.09	\$350,000.00	\$194,172.79		21.87%		
Apr 2004	\$549,894.91	\$0.00	\$5,822.12	\$350,000.00	\$199,894.91		1.01%		
May 2004	\$558,456.41	\$0.00	\$8,781.50	\$350,000.00	\$208,456.41		1.59%		
Jun 2004	\$573,572.73	\$0.00	\$15,118.32	\$350,000.00	\$223,572.73		2.71%		
Jul 2004	\$458,872.86	(\$200,000.00)	\$85,300.13	\$150,000.00	\$308,872.86	(\$183,548.40)	22.48%		
Aug 2004	\$458,872.86	\$0.00	\$0.00	\$150,000.00	\$308,872.86		0.00%		
Sep 2004	\$402,223.49	(\$100,000.00)	\$43,350.63	\$50,000.00	\$352,223.49	(\$3,333.30)	9.52%		
Oct 2004	\$634,852.36	\$0.00	\$232,828.87	\$50,000.00	\$584,852.36		57.84%		
Nov 2004	\$1,015,155.78	\$0.00	\$390,303.42	\$50,000.00	\$985,155.78		59.90%		
Dec 2004	\$1,449,942.39	\$0.00	\$434,786.61	\$50,000.00	\$1,399,942.39		42.83%	1,361,836.09	614.04%
Jan 2005	\$1,898,442.44	\$0.00	\$238,500.05	\$50,000.00	\$1,836,442.44		16.31%		
Feb 2005	\$1,957,087.36	\$0.00	\$270,844.92	\$50,000.00	\$1,907,087.36		16.05%		
Mar 2005	\$2,221,705.31	\$0.00	\$284,817.95	\$50,000.00	\$2,171,705.31		13.52%		
Apr 2005	\$2,007,012.77	(\$400,000.00)	\$185,307.46	(\$350,000.00)	\$2,357,012.77	(\$293,333.20)	9.81%		
May 2005	\$2,537,850.71	(\$200,000.00)	\$730,837.94	(\$550,000.00)	\$3,087,850.71	(\$70,987.80)	37.76%		
Jun 2005	\$3,236,842.21	\$0.00	\$698,791.50	(\$550,000.00)	\$3,786,842.21		27.83%		
Jul 2005	\$3,892,874.84	\$0.00	\$468,232.83	(\$550,000.00)	\$4,242,874.84		14.10%		
Aug 2005	\$3,894,412.73	\$0.00	\$1,537.89	(\$550,000.00)	\$4,244,412.73		0.04%		
Sep 2005	\$3,896,329.84	\$0.00	\$1,917.11	(\$550,000.00)	\$4,246,329.84		0.05%		
Oct 2005	\$448.99	(\$3,896,317.84)	\$436.99	(\$4,246,317.84)	\$4,246,766.83	\$0.00	0.01%	2,846,824.44	237.00%

Total Account Profits \$4,246,766.83

Rate of Return for Entire Period 2573.86%

Average Annualized Rate of Return 336.92%

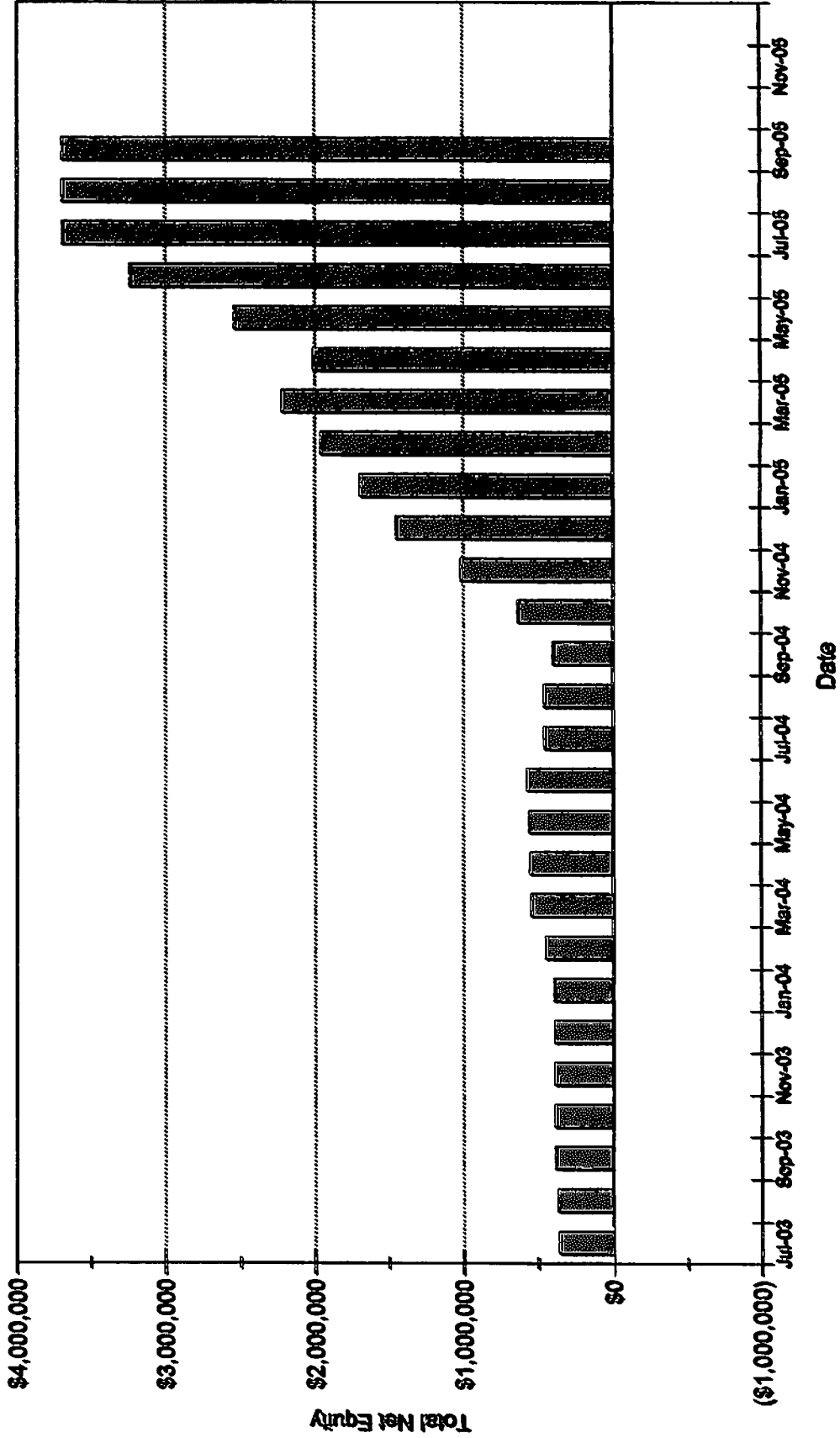
329

TRADERS INVESTMENT CLUB

Speer, Leeds & Kellogg/Shareline Trading Group LLC
INVESTMENT CLUB ACCOUNT
Account #: 782V

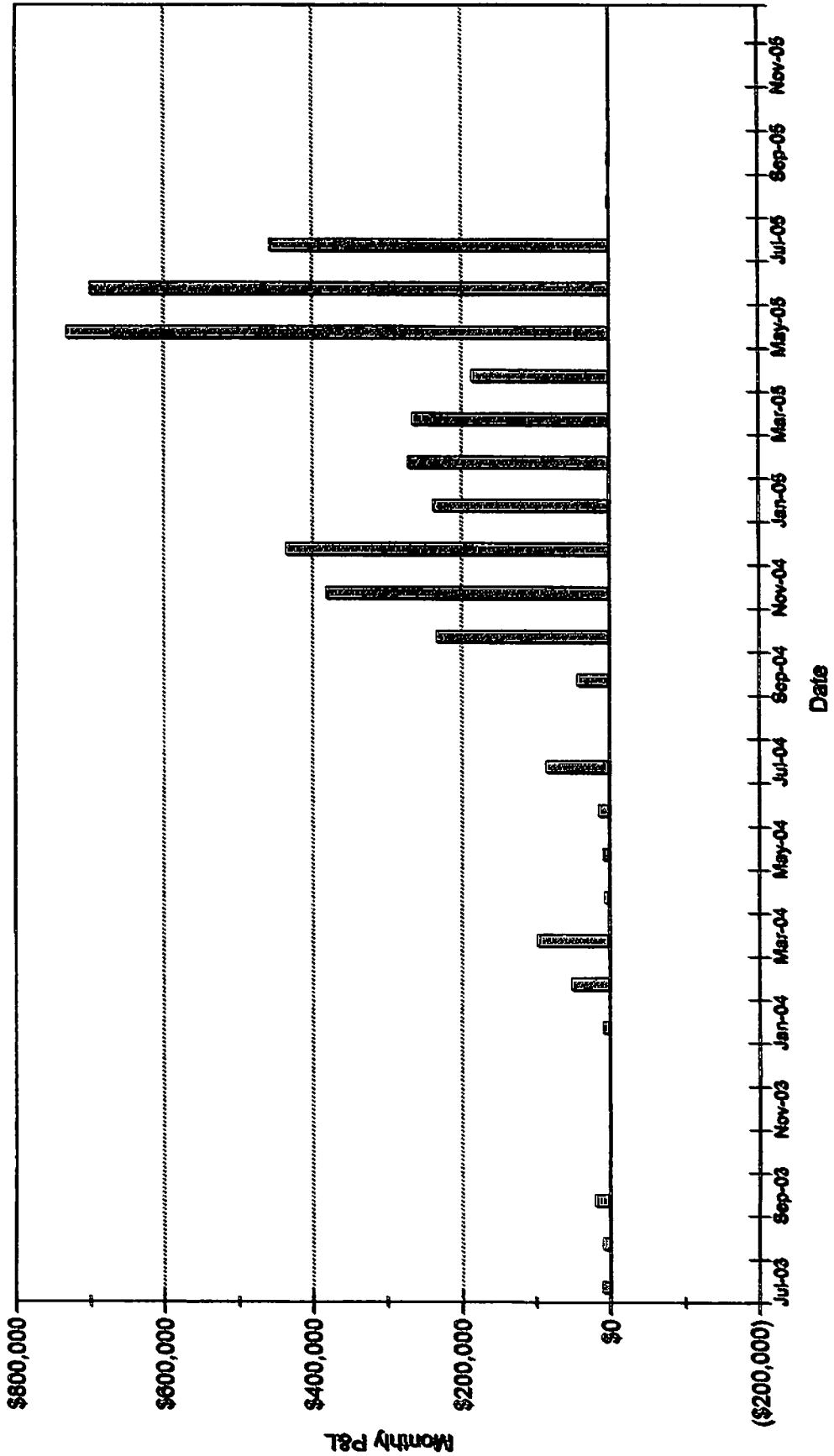
Start Date: 07/01/2003 End Date: 12/31/2005

SCHEDULE 10
MONTHLY EQUITY GRAPH



330 ✓

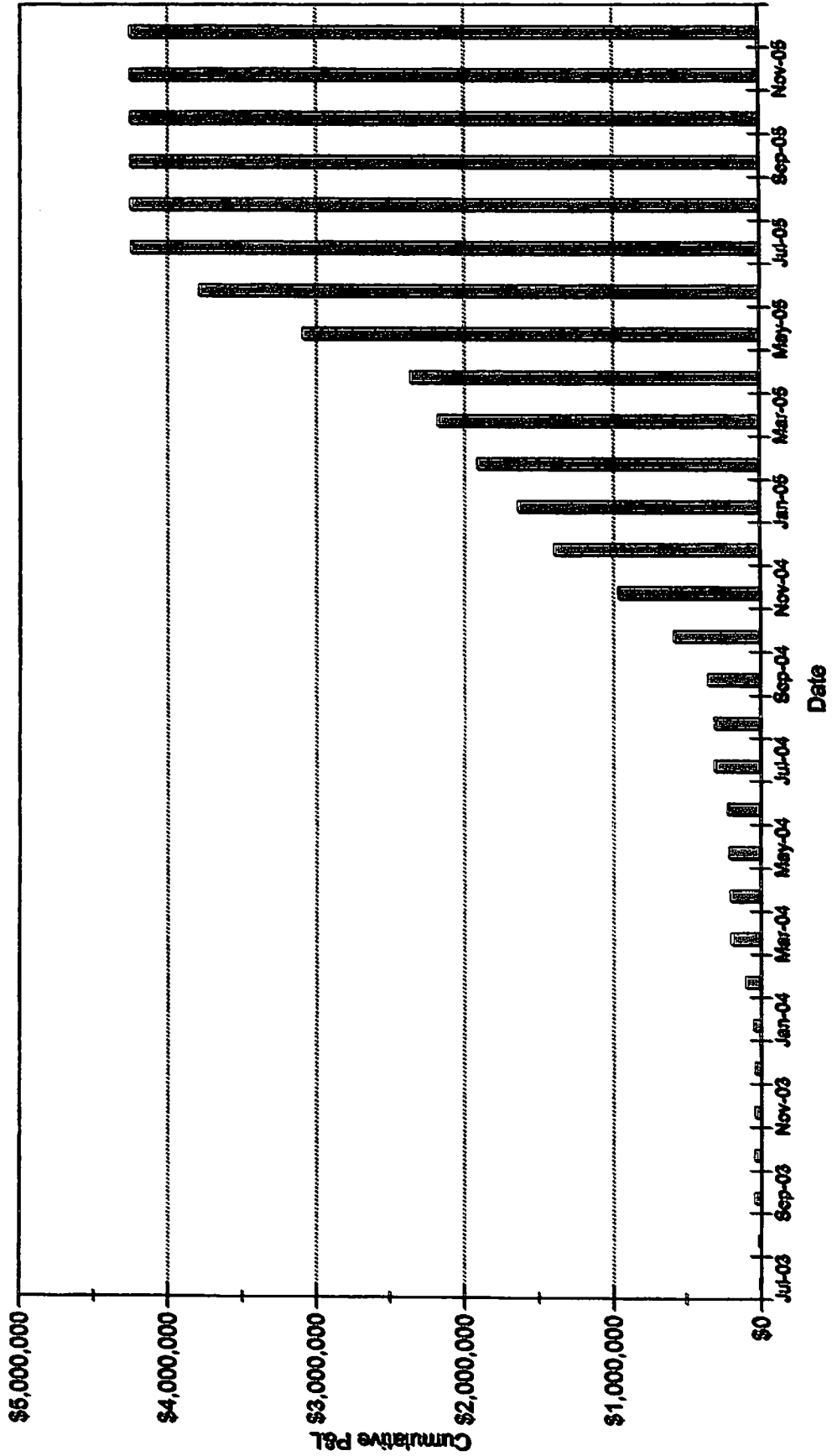
SCHEDULE 11
MONTHLY P&L GRAPH



331 K

SCHEDULE 12 Cumulative P&L GRAPH

Start Date: 07/01/2003 End Date: 12/31/2005



332K

TRADERS INVESTMENT CLUB

Speer, Leeds & Kellogg/Shoreline Trading Group LLC

INVESTMENT CLUB ACCOUNT

Account #: 782V

SCHEDULE 13
DIVIDEND AND INTEREST DETAIL

Start Date: 07/01/2003 End Date: 12/31/2006

Yr	Q/D	Transaction	In	Out	Description	Debit	Credit	Net Income	Comment
20	11/30/04	Int			CREDIT INTEREST		\$3.19		
09	9/30/05	Int			CREDIT INTEREST		\$54.63		
08	7/28/05	Int			CREDIT INTEREST		\$414.27		
08	8/30/05	Int			CREDIT INTEREST		\$1,537.89		
08	9/30/05	Int			CREDIT INTEREST		\$1,917.11		
08	10/31/05	Int			CREDIT INTEREST		\$449.99		
20	11/14/06	Int			CREDIT INTEREST		\$0.14	\$4,376.22	

Subtotals → \$0.00 \$4,376.22

Total Net Income

\$4,376.22

333K

**Traders Investment Club
Spear, Leeds & Kellogg/Shoreline Trading Group LLC**

INVESTMENT CLUB ACCOUNT

Account #: 782V

Notes

1. The funds that are wired in and out of this account are wired to Wachovia Southtrust Bank Sarasota Fl for the account of Traders Investment Club account 78-015-811. The Spear Leeds/Shoreline statements specify that the money is wired to either Southtrust Bank or Wachovia but do not specify an account name or number. The Wachovia Bank statements for Traders Investment Club account 78-015-811 do not specify where the transfers are coming from except for the 10/05/2005 transfer of \$3,696,317.84. However the amounts of money transferred and the dates transferred are the same. Therefore in the comments of the funds transferred is the account number of the Traders Investment Club checking account at Wachovia Bank.
2. The trades in the Nasdaq-100 shares are an average of the day's trading. We do not have the individual trades.