

EXHIBIT E

EXHIBIT E

UNITED STATES PATENT NO. 6,101,531

PRELIMINARY INFRINGEMENT CONTENTIONS¹

Accused Apple Products: Apple iPhone 3G S, Apple iPhone 3G, Apple iPhone 4, Apple iPhone 4S, Apple iPhone 5² (collectively, "Apple iPhones"), Apple iPad, Apple iPad with 3G, Apple iPad 2, Apple iPad 2 with 3G, 3rd Generation Apple iPad, 3rd Generation Apple iPad + 4G, 4th Generation Apple iPad³, 4th Generation Apple iPad [with cellular], Apple iPad mini⁴, 3rd Generation Apple iPod Touch, 4th Generation Apple iPod Touch, 5th Generation Apple iPod Touch⁵ (collectively, "Apple iPads" and "iPods"), Apple Mac Pro, Apple iMac, new Apple iMac⁶, Apple Mac mini, new Apple Mac mini⁷, Apple MacBook, Apple MacBook

¹ Motorola Mobility's investigation is ongoing and discovery is not yet complete. Apple has, thus far, not produced all of its documents and source code relevant to the accused methods and products. Motorola reserves the right to supplement or amend these contentions based on subsequent discovery or disclosures made pursuant to FRCP 26. Motorola further reserves the right to amend and supplement its contentions with respect to any products released by Apple subsequent to the service of these initial infringement contentions, in accordance with the schedule set forth in the Court's Order of October 25, 2012. Further, to the extent Apple releases any new products with the same functionality accused of infringement in the Accused Apple Products in these contentions, Motorola reserves the right to seek appropriate relief from the court in accordance with its order of October 25, 2012 and in accordance with the Federal Rules of Civil Procedure.

² The term "Apple iPhone 5" means Apple's new iPhone announced by Apple on September 12, 2012. See <http://www.apple.com/pr/library/2012/09/12Apple-Introduces-iPhone-5.html>.

³ The terms "4th Generation Apple iPad" and "4th Generation Apple iPad [with cellular]" mean Apple's new iPad devices announced by Apple on October 23, 2012. See <http://www.apple.com/pr/library/2012/10/23Apple-Introduces-iPad-mini.html>.

⁴ The terms "Apple iPad mini" and "Apple iPad mini [with cellular]" mean Apple's new iPad mini devices announced by Apple on October 23, 2012. See <http://www.apple.com/pr/library/2012/10/23Apple-Introduces-iPad-mini.html>.

⁵ The term "5th Generation Apple iPod Touch" means Apple's new iPod Touch announced by Apple on September 12, 2012. See <http://www.apple.com/pr/library/2012/09/12Apple-Introduces-New-iPod-touch-iPod-nano.html>.

⁶ The term "new Apple iMac" means Apple's new iMac computers announced by Apple on October 23, 2012. See <http://www.apple.com/pr/library/2012/10/23All-New-iMac-Features-Stunning-Design-Brilliant-Display-Faster-Performance.html>.

⁷ The term "new Apple Mac mini" means Apple's new Mac mini computers announced by Apple on October 23, 2012. See <http://www.apple.com/pr/library/2012/10/23All-New-iMac-Features-Stunning-Design-Brilliant-Display-Faster-Performance.html>.

EXHIBIT E

Pro, 15-inch Apple MacBook Pro with Retina Display, 13-inch Apple MacBook Pro with Retina Display⁸, Apple MacBook, Apple MacBook Air, MobileMe, and iCloud.

Apple directly infringes the '531 patent, either literally or through the doctrine of equivalents, pursuant to 35 U.S.C. § 271(a).

In addition to Apple's direct infringement of the '531 patent through its development, testing, use, distribution and sale of its products and services, Apple also indirectly infringes the '531 patent pursuant to 35 U.S.C. § 271(b) and (c). End-users and others in the distribution channel of the Accused Apple Products directly infringe this claim by using, selling, offering for sale, and/or importing these devices into the United States. Apple contributes to and induces infringement through its promotion and provision of marketing, sale and/or technical support of the Accused Apple Products and associated services in the United States, and through the design, marketing, manufacture, sale, and/or technical support of the Accused Apple Products. Apple supplies Accused Apple Products and actively encourages the use, sale, offer for sale, and importation of the same in the United States through the promotion and provision of marketing literature, promotion, and user guides, which induces and results in direct infringement. Apple has known or should have known that these actions would cause direct infringement of the '531 patent and did so with specific intent to encourage direct infringement, at least as of 2007, when Apple and Motorola participated in talks regarding the licensing of Motorola's patent portfolio. On information and belief, in connection with those negotiations, Apple has reviewed said portfolio, including Motorola's '531 Patent. Moreover, Apple has known of the '531 patent since at least October 6, 2010, when Motorola filed its Complaint, attaching the '531 patent as an exhibit. Despite knowing of the '531 patent, Apple continues to make, use, offer to sell, and sell its products and has continued to circulate marketing literature and user guides encouraging users of the Accused Apple Products to infringe. Additionally, the identified features of the Accused Apple Products are material parts of the inventions of the asserted claims and have no substantial non-infringing uses.

'531 Patent Claim	Representative Apple Products: Apple MobileMe / iCloud communicating with an Apple Phone and / or Apple Computer⁹
--------------------------	---

⁸ The term "13-inch Apple MacBook Pro with Retina Display" means Apple's new 13-inch MacBook Pro computer announced by Apple on October 23, 2012. See <http://www.apple.com/pr/library/2012/10/23Apple-Introduces-13-inch-MacBook-Pro-with-Retina-Display.html>.

⁹ This chart provides Motorola's infringement analysis for the MobileMe service and / or iCloud service communicating with Apple's accused products. In this claim chart, "Apple Phone" refers to Apple iPhone 3G S, Apple iPhone 3G, Apple iPhone 4, Apple iPhone 4S, Apple iPhone 5, Apple iPad, Apple iPad with 3G, Apple iPad 2, Apple iPad 2 with 3G, 3rd Generation Apple iPad, 3rd Generation Apple iPad + 4G, 4th Generation Apple iPad, 4th Generation Apple iPad [with cellular], Apple iPad mini, 3rd Generation Apple iPod Touch, 4th Generation Apple iPod Touch, and 5th Generation Apple iPod Touch; "Apple Computer" refers to Apple MacBook, Apple MacBook Pro, 15-inch Apple MacBook Pro with Retina Display, 13-inch Apple MacBook Pro with Retina Display, Apple MacBook

EXHIBIT E

'531 Patent Claim	Representative Apple Products: Apple MobileMe / iCloud communicating with an Apple Phone and / or Apple Computer⁹
<p>1. A method of communicating data units over a wireless network between a client communication unit and a host device via a communication server, the method comprising, at the communication server:</p>	<p>Upon information and belief, Apple Phones and Apple Computers perform each and every step of this claim in the course of normal use with MobileMe / iCloud. Additionally, a user of an Apple Phone and/or Apple Computer performs each and every step of this claim in the course of such use. Furthermore, Apple has performed each and every step of this claim.</p> <p>Over a wireless network, Apple and/or its users communicate data units (e.g., email) between a client communication unit (an Apple Phone or an Apple Computer) and a host device (a MobileMe / iCloud mail server) via a communication server (a MobileMe / iCloud communication server):</p>

Air, Apple iMac, new Apple iMac, Apple Mac Mini, new Apple Mac Mini, and Apple Mac Pro. Upon information and belief, the analysis set forth in this chart for "Apple Phone" applies equally to all Apple Phones using Apple's MobileMe and/or iCloud service; and, upon information and belief, the analysis set forth in this chart for "Apple Computer" applies equally to all Apple Computers using Apple's MobileMe and/or iCloud service.

EXHIBIT E


'531 Patent Claim	Representative Apple Products: Apple MobileMe / iCloud communicating with an Apple Phone and / or Apple Computer⁹
	<p data-bbox="604 246 781 266">November 5, 2008</p> <p data-bbox="806 246 1306 272">What is IMAP and Why Do We Use It?</p> <p data-bbox="806 289 1390 532">There aren't many industry acronyms it helps to know about, but IMAP is one of them. The words the letters stand for, Internet Message Access Protocol, don't exactly cause the heart to leap, but the protocol itself defines a promise that matters a lot to anyone who handles their mail from more than one location. The promise boils down to this: whenever you go to your inbox and other folders, no matter from where, things will be exactly as you last left them, no matter from where. And that's why we use it for MobileMe email accounts.</p>  <p data-bbox="806 571 1642 815">The protocol puts what's on the cloud (server) in charge. It lets you access your account and work with it locally from a variety of places via different applications. But it insists that the master copy be kept on the server and that all changes be recorded there, so that each new log-in produces the inbox and folder contents you expect to see. In the other standard messaging protocol, POP, the local copy is primary, and when you access your mail it is generally removed from the server after being copied down to your local inbox. If you access your messages from more than one place, life can get confusing--a message you want to read on the road might have already been downloaded to a different computer or a filing change you make at work won't be reflected back at home.</p> <p data-bbox="806 854 1642 954">With an IMAP account things just work the way you'd expect from the way they look, so you don't have to think about it. It's got the possibility of "mobile" built into its core. If you haven't set up your computer, iPhone, or iPod touch with your MobileMe IMAP account yet, check out these instructions.</p> <p data-bbox="596 980 1906 1045">What is IMAP and Why Do We Use It, (http://www.apple.com/mobileme/news/2008/11/what-isimap-and-why-do-we-use-it.html), accessed on May 5, 2011, MOTO-APPLE-0006037953_126657.</p> <p data-bbox="596 1068 1843 1133">See MobileMe Features, (http://www.apple.com/mobileme/features/), accessed on May 13, 2011, MOTO-APPLE-0006037953_127187:</p>

EXHIBIT E

'531 Patent Claim	Representative Apple Products: Apple MobileMe / iCloud communicating with an Apple Phone and / or Apple Computer⁹
	<p data-bbox="632 282 1062 383">Mail, Contacts, and Calendar</p> <p data-bbox="632 423 1100 623">MobileMe keeps your mail, contacts, and calendar information in the cloud and uses push technology to keep everything in sync across your iPhone, iPad, Mac, PC, and the web automatically. So no matter where you go or what device you use, all your information is up to date — no docking required.</p> <div data-bbox="632 678 1100 867"><p data-bbox="898 732 1079 813">Push email, push contacts, push calendar. Watch the QuickTour ▶</p></div>  <p data-bbox="596 899 1898 967"><i>See also</i>, iCloud - Calendar, Mail, and Contacts, http://www.apple.com/icloud/features/calendar-mail-contacts.html, accessed on October 27, 2011:</p> <div data-bbox="663 1008 884 1110"> Mail</div> <p data-bbox="663 1146 989 1170">Mail that delivers. Free.</p> <p data-bbox="663 1187 1608 1276">When you set up iCloud, you get a free me.com email account. iCloud automatically pushes new email messages to all your devices, so your inbox is up to date everywhere you check it. And iCloud keeps all your folders in sync, no matter which device you're using.</p> <p data-bbox="596 1349 1808 1382"><i>See also</i>, iCloud Mail overview, http://support.apple.com/kb/PH2618, accessed on 11/06/2012,</p>

EXHIBIT E

<p>'531 Patent Claim</p>	<p>Representative Apple Products: Apple MobileMe / iCloud communicating with an Apple Phone and / or Apple Computer⁹</p>
	<p>MOTO-SDFL-0000018647:</p> <p>iCloud Mail is a web-based email application that you can use to send and receive email using a web browser from your Mac or Windows computer. You can also access, send, and receive your iCloud email using the Mail app on your iPhone, iPad, or iPod touch.</p> <p>With iCloud Mail, new messages are pushed to your iPhone, iPad, and iPod touch. You're immediately notified when new mail arrives so you don't miss important messages. And iCloud keeps your inbox and mail folders up to date across your iOS devices and computers.</p> <p>In addition, through its design of the Apple Phones and Apple Computers, Apple also induced users of the Apple Phones and Apple Computers to infringe the '531 patent. Apple and Motorola have been in talks since 2007 regarding the licensing of Motorola's patent portfolio, and, on information and belief, in accordance with those negotiations, Apple has reviewed said portfolio, including Motorola's '531 Patent. Thus, at least as early as 2007, Apple knew or should have known its actions would induce actual infringement and possessed specific intent to encourage its customers' direct infringement through the design of the Apple Phones and Apple Computers. In addition, Apple instructs the users of the Apple Phones and Apple Computers to use them in an infringing manner, including but not limited to by describing infringing uses in its advertisements, promotional materials, labels, and user manuals. See, e.g. MobileMe: Why was I "spammed" at my MobileMe Mail address?, (http://support.apple.com/kb/HT2073?viewlocale=en_US), accessed May 13, 2011, MOTO-APPLE-0006037953_127206.</p> <p>▪ Rules You can set up rules in Mail at me.com to help filter out certain emails from your Inbox that you deem as spam. See MobileMe Mail Help for more details.</p> <p>Moreover, Apple also contributes to the infringement of the '531 patent by users of the device. As indicated above, at least as early as 2007, Apple knew that offering to sell or selling the Apple Phones and Apple Computers would contribute to direct infringement of the '531 Patent. Apple knew that the Apple Phones and Apple Computers contain a specific software component for filtering data units, a component with no substantial non-infringing use, that could be combined with Apple's MobileMe / iCloud services, and that this combination, for which the two components were especially made, was both patented and infringing. Moreover, Apple Phone and Apple Computer users have, in fact,</p>

EXHIBIT E


'531 Patent Claim	Representative Apple Products: Apple MobileMe / iCloud communicating with an Apple Phone and / or Apple Computer⁹
	<p>combined these components into an infringing device. Apple further contributes to the direct infringement of the users of the Apple Phones and Apple Computers, including but not limited to by describing infringing combinations in its advertisements, promotional materials, and user manuals. <i>See, e.g.</i> MobileMe: Why was I "spammed" at my MobileMe Mail address?, (http://support.apple.com/kb/HT2073?viewlocale=en_US), accessed May 13, 2011, MOTO-APPLE-0006037953_12720.</p> <ul style="list-style-type: none"> ▪ Rules You can set up rules in Mail at me.com to help filter out certain emails from your Inbox that you deem as spam. See MobileMe Mail Help for more details. <p><i>See also. iCloud: Manage junk mail</i>, (http://support.apple.com/kb/PH2649), accessed on 11/06/2012, MOTO-SDFL-0000018648:</p> <p>Mark a message as junk</p> <ol style="list-style-type: none"> 1. In the message list, select the message that you want to mark as junk. 2. Do either of the following: <ul style="list-style-type: none"> ▪ Choose "Mark as Junk Mail" from the Action pop-up menu  at the top of the window. The message is color-coded brown and moved to the Junk folder. ▪ Drag the message to the Junk folder in the sidebar.
filtering data units based on a first set of user-selected criteria to produce filtered data units;	<p>Upon information and belief, MobileMe / iCloud filters data units based on a first set of user-selected criteria to produce filtered data units. The user of an Apple Phone can select which mailboxes (and which folders within those mailboxes) are synced to the device. In addition, the user of an Apple Phone can select how many emails should be downloaded to the device, and the user of an Apple Phone can select not to load remote HTML images. MobileMe / iCloud receives any and all of these user-selected criteria previously prepared at the Apple Phone, which are, when completed, sent to MobileMe / iCloud communication server. For example, MobileMe filters email messages (data units) based on a user decision to automatically filter junk mail messages (user-selected criteria to produce</p>

EXHIBIT E


'531 Patent Claim	Representative Apple Products: Apple MobileMe / iCloud communicating with an Apple Phone and / or Apple Computer⁹
	<p>filtered data units):</p> <ul style="list-style-type: none">▪ Rules You can set up rules in Mail at me.com to help filter out certain emails from your Inbox that you deem as spam. See MobileMe Mail Help for more details. <p>MobileMe: Why was I "spammed" at my MobileMe Mail address?, (http://support.apple.com/kb/HT2073?viewlocale=en_US), accessed May 13, 2011, MOTO-APPLE-0006037953_127206.</p> <p><i>See also 745-Apple0783686-786 at -717:</i></p> <p>Mail is capable of displaying images, animations and other HTML components. You can specify whether or not Mail will download these items to your machine to display the message. The default is to have them downloaded. However, if you are concerned that an HTML message may contain content that would compromise the security of your computer or the privacy of your email account, then you should choose to deselect this option. Below is an example of what an HTML message looks like with this preference turned off.</p>  <p>The screenshot shows a window titled "Apple Internet Services" with a message header: "From: Apple Internet Services <support@mac.com>", "Date: Thu, 30 Aug 2001 20:34:59 -0700 (PST)", "To: Hook Member", and "Subject: Hook Update: August 30, 2001". The main body of the message is mostly obscured by large grey rectangular redaction boxes. At the bottom right of the window, a small text snippet reads "Everyone needs a little help the first time...".</p>

EXHIBIT E


<p>'531 Patent Claim</p>	<p>Representative Apple Products: Apple MobileMe / iCloud communicating with an Apple Phone and / or Apple Computer⁹</p>
	<p>The same page with the HTML preference on (the default) looks like this:</p>  <p>See also iCloud: How spam is filtered, http://support.apple.com/kb/HT4899, accessed October 27, 2011:</p> <p>iCloud automatic spam filtering To minimize spam for iCloud customers, iCloud Mail automatically detects spam before it reaches your Inbox. Spam prevention requires filtering mechanisms that include dynamic lists, trend analysis, and content filtering.</p> <p>See also, iCloud: Filter email automatically, http://support.apple.com/kb/PH2650, accessed on 11/06/2012, MOTO-SDFL-0000018646:</p>

EXHIBIT E



<p>'531 Patent Claim</p>	<p>Representative Apple Products: Apple MobileMe / iCloud communicating with an Apple Phone and / or Apple Computer⁹</p>
	<p> iCloud: Filter email automatically</p> <hr/> <p>You can set up rules to automatically filter incoming email messages or reorganize email messages you've already received. For example, you can create a rule that forwards certain email messages to a specific email address. You can later edit and delete these rules as desired.</p> <p>Set up rules to filter email</p> <ol style="list-style-type: none">1. In iCloud Mail, choose Rules from the Action pop-up menu  at the top of the window.2. Click "Add a Rule."3. Use the menus and text fields to specify the filtering conditions, and click Done.  <p><i>See also. iCloud: Manage junk mail, (http://support.apple.com/kb/PH2649), accessed on 11/06/2012, MOTO-SDFL-0000018648:</i></p>

EXHIBIT E

'531 Patent Claim	Representative Apple Products: Apple MobileMe / iCloud communicating with an Apple Phone and / or Apple Computer'
	<p>Mark a message as junk</p> <ol style="list-style-type: none">1. In the message list, select the message that you want to mark as junk.2. Do either of the following:<ul style="list-style-type: none">■ Choose "Mark as Junk Mail" from the Action pop-up menu  at the top of the window. The message is color-coded brown and moved to the Junk folder.■ Drag the message to the Junk folder in the sidebar.

EXHIBIT E



'531 Patent Claim	Representative Apple Products: Apple MobileMe / iCloud communicating with an Apple Phone and / or Apple Computer⁹
<p>communicating the filtered data units to the client communication unit;</p>	<p>Upon information and belief, MobileMe / iCloud communicates the filtered data units to the client communication unit. For example, MobileMe communicates e-mails that pass through the MobileMe junk mail filter (filtered data units) to an Apple Phone or Apple Computer (client communication unit)</p> <div data-bbox="625 406 1690 1015" style="text-align: center;"> <h2 style="margin: 0;">Mail, Contacts, and Calendar</h2> <p style="margin: 0;">MobileMe keeps your mail, contacts, and calendar information in the cloud and uses push technology to keep everything in sync across your iPhone, iPad, Mac, PC, and the web automatically. So no matter where you go or what device you use, all your information is up to date — no docking required.</p>  <div style="display: flex; justify-content: space-around; align-items: center;"> <div data-bbox="634 820 1123 1015" style="border: 1px solid #ccc; padding: 5px; width: 200px;">  <p style="font-size: small;">Push email, push contacts, push calendar. Watch the QuickTour</p> </div> </div> </div> <p style="margin-top: 20px;">MobileMe Features, (http://www.apple.com/mobileme/features/), accessed on May 13, 2011, MOTO-APPLE-0006037953_127187.</p> <p style="margin-top: 10px;">See MobileMe: Why was I "spammed" at my MobileMe Mail address?, (http://support.apple.com/kb/HT2073?viewlocale=en_US), accessed May 13, 2011, MOTO-APPLE-0006037953_127206:</p> <ul style="list-style-type: none"> ▪ Rules You can set up rules in Mail at me.com to help filter out certain emails from your Inbox that you deem as spam. See MobileMe Mail Help for more details. <p style="margin-top: 20px;">See also iCloud: How spam is filtered, http://support.apple.com/kb/HT4899, accessed October 27,</p>

EXHIBIT E

'531 Patent Claim	Representative Apple Products: Apple MobileMe / iCloud communicating with an Apple Phone and / or Apple Computer⁹
	<p>2011:</p> <p>iCloud automatic spam filtering To minimize spam for iCloud customers, iCloud Mail automatically detects spam before it reaches your Inbox. Spam prevention requires filtering mechanisms that include dynamic lists, trend analysis, and content filtering.</p> <p><i>See also</i>, iCloud Mail overview, http://support.apple.com/kb/PH2618, accessed on 11/06/2012, MOTO-SDFL-0000018647:</p> <p>iCloud Mail is a web-based email application that you can use to send and receive email using a web browser from your Mac or Windows computer. You can also access, send, and receive your iCloud email using the Mail app on your iPhone, iPad, or iPod touch.</p> <p>With iCloud Mail, new messages are pushed to your iPhone, iPad, and iPod touch. You're immediately notified when new mail arrives so you don't miss important messages. And iCloud keeps your inbox and mail folders up to date across your iOS devices and computers.</p> <p><i>See also</i>, iCloud: Filter email automatically, http://support.apple.com/kb/PH2650, accessed on 11/06/2012, MOTO-SDFL-0000018647:</p>

EXHIBIT E



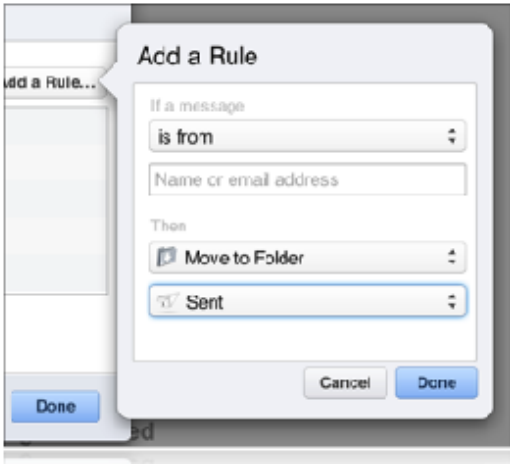
<p>'531 Patent Claim</p>	<p>Representative Apple Products: Apple MobileMe / iCloud communicating with an Apple Phone and / or Apple Computer⁹</p>
	<p> iCloud: Filter email automatically</p> <hr/> <p>You can set up rules to automatically filter incoming email messages or reorganize email messages you've already received. For example, you can create a rule that forwards certain email messages to a specific email address. You can later edit and delete these rules as desired.</p> <p>Set up rules to filter email</p> <ol style="list-style-type: none">1. In iCloud Mail, choose Rules from the Action pop-up menu  at the top of the window.2. Click "Add a Rule."3. Use the menus and text fields to specify the filtering conditions, and click Done.  <p><i>See id.</i></p> <p>Note: It may take up to 15 minutes for new or changed rules to take effect on incoming messages.</p>

EXHIBIT E

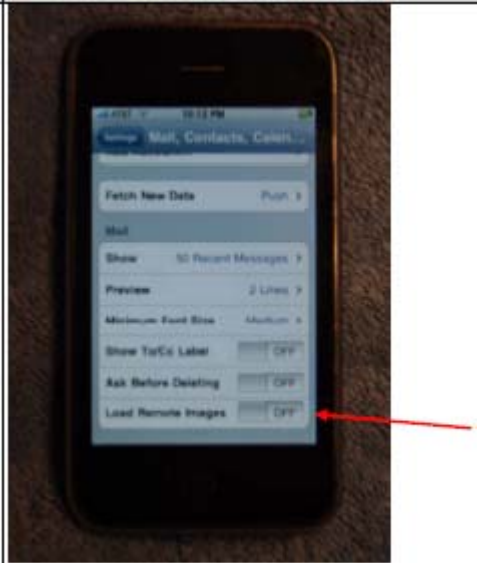
'531 Patent Claim	Representative Apple Products: Apple MobileMe / iCloud communicating with an Apple Phone and / or Apple Computer⁹
<p>receiving a second set of a plurality of user-selected criteria, wherein the second set of the plurality of user-selected criteria has been previously prepared at the client communication unit and, when completed, has been sent to the communication server in a virtual session;</p>	<p>Upon information and belief, MobileMe / iCloud can receive a second set of a plurality of user-selected criteria, wherein the second set of the plurality of user-selected criteria has been previously prepared at the client communication unit and, when completed, has been sent to the communication server in a virtual session.</p> <p>The user of an Apple Phone can select which mailboxes (and which folders within those mailboxes) are synced to the device. In addition, the user of an Apple Phone can select how many emails should be downloaded to the device, and the user of an Apple Phone can select not to load remote HTML images. MobileMe / iCloud receives any and all of these user-selected criteria previously prepared at the Apple Phone, which are, when completed, sent to MobileMe / iCloud communication server. For example:</p> <div data-bbox="600 695 1073 1255" data-label="Image"></div> <p>Photo of Apple iPhone showing option to load remote images, taken June 29, 2010, MOTO-APPLE 0006037953_127176 (arrow added).</p> <p>The user of a Apple Computer can identify junk mail that passed through the first set of user-selected</p>

EXHIBIT E


'531 Patent Claim	Representative Apple Products: Apple MobileMe / iCloud communicating with an Apple Phone and / or Apple Computer⁹
	<p>filter criteria. MobileMe receives this new user-selected criteria previously prepared at the Apple Computer, which is, when completed, sent to the MobileMe communication server:</p> <p> Helping Mail identify junk mail</p> <p>Mail can analyze the content of incoming messages and identify which ones are likely to be junk mail. It highlights these messages in color (by default, in brown) in your Inbox.</p> <p>If you receive messages that have been highlighted as junk, or messages that are junk but weren't highlighted, you can mark the messages as not junk or junk yourself. When you mark messages, Mail updates the junk mail database accordingly. Over time, Mail will identify junk mail more accurately.</p> <div data-bbox="625 631 1661 943" style="border: 1px solid gray; padding: 10px;"><p>To identify junk messages:</p><ul style="list-style-type: none">■ To identify one or more messages in your Inbox as junk mail, select the messages and then click Junk in the toolbar, or choose Message > Mark > As Junk Mail.■ To correct one or more messages that have been wrongly classified as junk, select the messages and click Not Junk in the toolbar, or choose Message > Mark > As Not Junk Mail.</div> <p>Helping Mail identify junk mail, http://docs.info.apple.com/article.html?path=Mail/3.0/en/9940.html), accessed on May 13, 2011, MOTO-APPLE-0006037953_126637.</p> <p>See MobileMe: Why was I "spammed" at my MobileMe Mail address?, http://support.apple.com/kb/HT2073?viewlocale=en_US), accessed May 13, 2011, MOTO-APPLE-0006037953_127206:</p> <ul style="list-style-type: none">■ Rules You can set up rules in Mail at me.com to help filter out certain emails from your Inbox that you deem as spam. See MobileMe Mail Help for more details.

EXHIBIT E

<p>'531 Patent Claim</p>	<p>Representative Apple Products: Apple MobileMe / iCloud communicating with an Apple Phone and / or Apple Computer⁹</p>
	<p><i>See also</i> How MobileMe filters spam messages, (http://support.apple.com/kb/HT1073), accessed on May 13, 2011, MOTO-APPLE-0006037953_127207:</p> <p>Forward spam to spam@me.com</p> <p>Filtering spam at the server is only part of the equation. You may find it helpful to use your mail application filtering to complement the server filtering. To learn more about how to use filtering and other options for dealing with spam, see "Why was I 'spammed' at my MobileMe Mail address?".</p> <p><i>See also</i> MobileMe Features, (http://www.apple.com/mobileme/features/), accessed on May 13, 2011, MOTO-APPLE-006037953 127187:</p> <div data-bbox="625 662 1079 769" data-label="Section-Header"> <h2>Mail, Contacts, and Calendar</h2> </div> <div data-bbox="625 808 1117 1016" data-label="Text"> <p>MobileMe keeps your mail, contacts, and calendar information in the cloud and uses push technology to keep everything in sync across your iPhone, iPad, Mac, PC, and the web automatically. So no matter where you go or what device you use, all your information is up to date — no docking required.</p> </div> <div data-bbox="1150 669 1684 1237" data-label="Diagram"> <p>The diagram illustrates the MobileMe cloud synchronization process. At the top center is a blue cloud containing the text 'mobile me' in a light blue script font. Above the cloud are several icons: a calendar page showing 'Tuesday 9', an '@' symbol, a sunflower, and a blue envelope icon. Below the cloud, three double-headed arrows point to three devices: an iPhone on the left, a laptop in the center, and an iPad on the right, representing synchronization across different platforms.</p> </div> <div data-bbox="634 1075 1121 1269" data-label="Complex-Block"> <div data-bbox="634 1075 890 1269" data-label="Image"> </div> <div data-bbox="907 1127 1100 1214" data-label="Text"> <p>Push email, push contacts, push calendar.</p> </div> <div data-bbox="907 1224 1100 1247" data-label="Text"> <p>Watch the QuickTour ▶</p> </div> </div> <p><i>See also</i> iCloud: Filter email automatically, http://support.apple.com/kb/PH2650, accessed on 11/06/2012, MOTO-SDFL-0000018646 (box added):</p>

EXHIBIT E


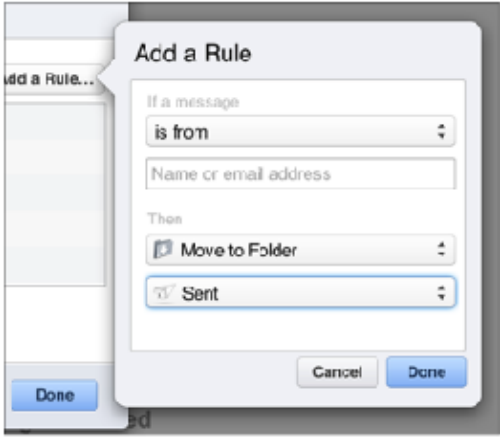
'531 Patent Claim	Representative Apple Products: Apple MobileMe / iCloud communicating with an Apple Phone and / or Apple Computer⁹
	<p>You can set up rules to automatically filter incoming email messages or reorganize email messages you've already received. For example, you can create a rule that forwards certain email messages to a specific email address. You can later edit and delete these rules as desired.</p> <p>Set up rules to filter email</p> <ol style="list-style-type: none">1. In iCloud Mail, choose Rules from the Action pop-up menu  at the top of the window.2. Click "Add a Rule."3. Use the menus and text fields to specify the filtering conditions, and click Done.  <ol style="list-style-type: none">4. To add another rule, repeat steps 2 and 3. <p>If you have multiple rules, they're applied in the order in which they appear in the Rules list. To change the order, drag a rule up or down in the list.</p> <p><i>See also. iCloud: Manage junk mail, (http://support.apple.com/kb/PH2649), accessed on 11/06/2012, MOTO-SDFL-0000018648:</i></p>

EXHIBIT E

'531 Patent Claim	Representative Apple Products: Apple MobileMe / iCloud communicating with an Apple Phone and / or Apple Computer⁹
	<p>Mark a message as junk</p> <ol style="list-style-type: none">1. In the message list, select the message that you want to mark as junk.2. Do either of the following:<ul style="list-style-type: none">■ Choose "Mark as Junk Mail" from the Action pop-up menu  at the top of the window. The message is color-coded brown and moved to the Junk folder.■ Drag the message to the Junk folder in the sidebar.

EXHIBIT E

'531 Patent Claim	Representative Apple Products: Apple MobileMe / iCloud communicating with an Apple Phone and / or Apple Computer⁹
<p>filtering subsequent data units based on the second set of the plurality of user-selected criteria to create subsequent filtered data units; and</p>	<p>Upon information and belief, MobileMe / iCloud will filter subsequent email messages (data units) based on the second set of the plurality of user-selected criteria to create subsequent filtered data units.</p> <p>When used with an Apple Phone, MobileMe / iCloud will filter later email messages (subsequent data units) based on the Apple Phone user's criteria of which folders / mailboxes to sync, how many emails should be downloaded for display, and whether to download remote HTML images to create subsequent filtered emails.</p> <p>When used with an Apple Computer, MobileMe / iCloud will filter subsequent email messages (subsequent data units) based on the new junk mail criteria (the second set of the plurality of user-selected criteria) to create subsequent filtered emails</p> <p>Helping Mail identify junk mail, http://docs.info.apple.com/article.html?path=Mail/3.0/en/9940.html, accessed on May 13, 2011, MOTO-APPLE-0006037953_126637.</p> <p>See MobileMe: Why was I "spammed" at my MobileMe Mail address?, http://support.apple.com/kb/HT2073?viewlocale=en_US, accessed May 13, 2011, MOTO-APPLE-0006037953_127206:</p> <ul style="list-style-type: none"> ■ Rules You can set up rules in Mail at me.com to help filter out certain emails from your Inbox that you deem as spam. See MobileMe Mail Help for more details. <p>See also How MobileMe filters spam messages, http://support.apple.com/kb/HT1073, accessed on May 13, 2011, MOTO-APPLE-0006037953_127207:</p> <p>Forward spam to spam@me.com</p> <p>Filtering spam at the server is only part of the equation. You may find it helpful to use your mail application filtering to complement the server filtering. To learn more about how to use filtering and other options for dealing with spam, see "Why was I 'spammed' at my MobileMe Mail address?".</p> <p>See also 745-Apple0783686-786 at -717:</p>

EXHIBIT E


'531 Patent Claim	Representative Apple Products: Apple MobileMe / iCloud communicating with an Apple Phone and / or Apple Computer⁹
	<p>Mail is capable of displaying images, animations and other HTML components. You can specify whether or not Mail will download these items to your machine to display the message. The default is to have them downloaded. However, if you are concerned that an HTML message may contain content that would compromise the security of your computer or the privacy of your email account, then you should choose to deselect this option. Below is an example of what an HTML message looks like with this preference turned off.</p>  <p>The screenshot shows an email window with the following header information: 'From: Apple Internet Services <mailto:apple@mac.com>', 'Date: Thu, 20 Aug 2008 20:34:59 EDT (PST)', 'To: iTools Members <>', and 'Subject: iTools Update: August 20, 2008'. The main body of the email contains several large rectangular areas that are greyed out, indicating that images or other HTML components failed to load. At the bottom of the email content, the text 'Everyone needs a little help the first time...' is visible.</p>

EXHIBIT E


<p>'531 Patent Claim</p>	<p>Representative Apple Products: Apple MobileMe / iCloud communicating with an Apple Phone and / or Apple Computer⁹</p>
	<p>The same page with the HTML preference on (the default) looks like this:</p>  <p>See also 745-Apple4699474 at -488-489:</p> <p>Mail</p> <p>Mac OS X includes a fully standards-based Mail application and in Jaguar, Mail has been improved in every respect with new features that make it perfect for the power user.</p> <p>Email clutter caused by the hundreds of junk mail messages we receive every year is a big annoyance. Mail remedies that situation with its junk mail filtering technology. Advanced Latent Semantic Analysis is used to weed out junk mail and help manage it for you. The filter comes preconfigured with knowledge about the most prevalent types of junk mail. The more you use the filter the smarter it becomes. Unlike most junk mail filters that are based on keywords or domain name matches, Mail's junk filter divines the meaning of messages by analyzing the relationship between the words. This method is much more accurate and doesn't require constant intervention to manage how the filter works. You can have it simply mark mail as junk so you can delete it at your leisure, move it to a junk mailbox, or have Mail delete it for you.</p> <p>Power users will love the new user interface for rules, allowing you to create sophisticated rules with ease. You can have multiple criteria for each rule and choose from different actions like transfer, forward and color.</p> <p>Many of us have multiple email accounts that up until now we've managed separately, with separate inboxes for each. The Auto-merge Mailboxes option in Mail allows you to visually combine all your Inboxes from multiple email accounts into a single icon.</p> <p>You can also easily and instantly search for email based on recipient, subject and contents across any and all mailboxes. The search is lightning fast because everything is indexed on the fly. QuickTime content is now displayed inline so you can view attached movies, VFs and streams without every having to leave Mail.</p> <p>Auto draft saving will help everyone who composes more than one email at a time. With Auto draft save, simply quit Mail, and all your in-process messages are saved. When you launch Mail again each in-process message is automatically opened and restored as it was when you quit.</p> <p>And for those using Mail in secure corporate environments or just want a little more security, Mail offers multiple standard security options including SSL to protect your email on the network, and Kerberos and CRAM-MD5 for authenticating to secure Mail servers.</p> <p>Let's take a look at some of these Mail features.</p>

EXHIBIT E

<p>'531 Patent Claim</p>	<p>Representative Apple Products: Apple MobileMe / iCloud communicating with an Apple Phone and / or Apple Computer⁹</p>
	<p>Stamp Out Junk Mail</p> <p>Mail uses Advanced Latent Semantic Analysis to identify junk mail. Using the Junk button you can mark mail messages as junk and as you do, Mail gets smarter about what you consider junk. You can see how Junk messages are identified with a Junk icon, and you can set the Junk filter to automatically move all Junk mail to the Junk folder.</p> <p><i>See also 745-Apple4857865-99 at -84</i></p>  <p>The screenshot shows the 'Deleted Mail' preferences in an email client. It includes the following settings: <ul style="list-style-type: none"> <input type="checkbox"/> Move deleted mail to a folder named: Deleted Messages Erase deleted mail when: One month old <input checked="" type="checkbox"/> Download all images, animations, and other HTML attachments. Below this is the text: 'Uncheck this option to prevent downloading any content that may compromise the security of your computer or the privacy of your email account.' Show header detail: Custom... </p> <p>The preset choices for the Move deleted mail popup will be Deleted Messages, Deleted Items and Trash</p> <p><i>See also, iCloud: Filter email automatically, http://support.apple.com/kb/PH2650, accessed on 11/06/2012, MOTO-SDFL-0000018646:</i></p>

EXHIBIT E


<p>'531 Patent Claim</p>	<p>Representative Apple Products: Apple MobileMe / iCloud communicating with an Apple Phone and / or Apple Computer⁹</p>
	<p> iCloud: Filter email automatically</p> <hr/> <p>You can set up rules to automatically filter incoming email messages or reorganize email messages you've already received. For example, you can create a rule that forwards certain email messages to a specific email address. You can later edit and delete these rules as desired.</p> <p>Set up rules to filter email</p> <ol style="list-style-type: none">1. In iCloud Mail, choose Rules from the Action pop-up menu  at the top of the window.2. Click "Add a Rule."3. Use the menus and text fields to specify the filtering conditions, and click Done.  <p><i>See id.</i></p>

EXHIBIT E


<p>'531 Patent Claim</p>	<p>Representative Apple Products: Apple MobileMe / iCloud communicating with an Apple Phone and / or Apple Computer⁹</p>
	<p>Note: It may take up to 15 minutes for new or changed rules to take effect on incoming messages.</p> <p>See also, <i>iCloud: Manage junk mail</i>, (http://support.apple.com/kb/PH2649), accessed on 11/06/2012, MOTO-SDFL-0000018648:</p> <p>Mark a message as junk</p> <ol style="list-style-type: none"> 1. In the message list, select the message that you want to mark as junk. 2. Do either of the following: <ul style="list-style-type: none"> ■ Choose “Mark as Junk Mail” from the Action pop-up menu  at the top of the window. <li style="padding-left: 40px;">The message is color-coded brown and moved to the Junk folder. ■ Drag the message to the Junk folder in the sidebar.
<p>communicating the subsequent filtered data units to the client communication unit.</p>	<p>Upon information and belief, MobileMe / iCloud communicates the subsequent filtered data units to the client communication unit. For example, MobileMe / iCloud will allow messages that pass through the Apple Phone user’s criteria of which folders / mailboxes to sync, how many emails should be downloaded for display, and whether to download remote HTML images to create (the subsequent filtered data units) to the Apple Phone (client communication unit)</p> <p>Likewise, MobileMe / iCloud will allow messages that pass through the new junk mail filter(the subsequent filtered data units) to the Apple Computer (client communication unit).</p>

EXHIBIT E

'531 Patent Claim	Representative Apple Products: Apple MobileMe / iCloud communicating with an Apple Phone and / or Apple Computer⁹
	<div data-bbox="632 285 1115 399"><h2>Mail, Contacts, and Calendar</h2></div> <div data-bbox="632 443 1157 662"><p>MobileMe keeps your mail, contacts, and calendar information in the cloud and uses push technology to keep everything in sync across your iPhone, iPad, Mac, PC, and the web automatically. So no matter where you go or what device you use, all your information is up to date — no docking required.</p></div> <div data-bbox="638 727 1161 933"></div> <div data-bbox="1192 289 1766 902"></div> <div data-bbox="596 967 1898 1036"><p>MobileMe Features, (http://www.apple.com/mobileme/features/), accessed on May 13, 2011, MOTO-APPLE-0006037953_127187.</p></div> <div data-bbox="596 1105 1814 1174"><p>See also, iCloud Mail overview, http://support.apple.com/kb/PH2618, accessed on 11/06/2012, MOTO-SDFL-0000018647:</p></div>

EXHIBIT E

'531 Patent Claim	Representative Apple Products: Apple MobileMe / iCloud communicating with an Apple Phone and / or Apple Computer⁹
	<p>iCloud Mail is a web-based email application that you can use to send and receive email using a web browser from your Mac or Windows computer. You can also access, send, and receive your iCloud email using the Mail app on your iPhone, iPad, or iPod touch.</p> <p>With iCloud Mail, new messages are pushed to your iPhone, iPad, and iPod touch. You're immediately notified when new mail arrives so you don't miss important messages. And iCloud keeps your inbox and mail folders up to date across your iOS devices and computers.</p> <p><i>See also</i>, iCloud: Filter email automatically, http://support.apple.com/kb/PH2650, accessed on 11/06/2012, MOTO-SDFL-0000018646:</p> <p>Note: It may take up to 15 minutes for new or changed rules to take effect on incoming messages.</p>
<p>2. The method according to claim 1 further comprising truncating a subsequent filtered data unit exceeds a first filter size.</p>	<p>Upon information and belief, Apple Phones perform each and every step of this claim in the course of normal use with MobileMe / iCloud. Additionally, a user of an Apple Phone performs each and every step of this claim in the course of such use. Furthermore, Apple has performed each and every step of if the this claim and has actively induced users to perform such steps, and has contributed to such use by subsequent filtered data unit selling Apple Phones and MobileMe / iCloud and by providing directions for their use.</p> <p>Upon information and belief, Apple Phones will truncate subsequent data units if the subsequent filtered data unit exceeds a second filter size.</p>
<p>11. A method of communicating data units over a wireless network between a client communication unit and a host device via a communication server, the method comprising:</p>	<p>Upon information and belief, Apple Phones and Apple Computers perform each and every step of this claim in the course of normal use with MobileMe / iCloud. Additionally, a user of an Apple Phone and/or Apple Computer performs each and every step of this claim in the course of such use. Furthermore, Apple has performed each and every step of this claim. Over a wireless network, Apple and/or its users communicate data units (<i>e.g.</i>, email) between a client communication unit (an Apple Phone or an Apple Computer) and a host device (a MobileMe / iCloud mail server) via a communication server (a MobileMe / iCloud communication server):</p>

EXHIBIT E


'531 Patent Claim	Representative Apple Products: Apple MobileMe / iCloud communicating with an Apple Phone and / or Apple Computer⁹
	<p data-bbox="604 246 781 266">November 5, 2008</p> <p data-bbox="806 246 1304 272">What is IMAP and Why Do We Use It?</p> <p data-bbox="806 289 1388 532">There aren't many industry acronyms it helps to know about, but IMAP is one of them. The words the letters stand for, Internet Message Access Protocol, don't exactly cause the heart to leap, but the protocol itself defines a promise that matters a lot to anyone who handles their mail from more than one location. The promise boils down to this: whenever you go to your inbox and other folders, no matter from where, things will be exactly as you last left them, no matter from where. And that's why we use it for MobileMe email accounts.</p>  <p data-bbox="806 571 1640 815">The protocol puts what's on the cloud (server) in charge. It lets you access your account and work with it locally from a variety of places via different applications. But it insists that the master copy be kept on the server and that all changes be recorded there, so that each new log-in produces the inbox and folder contents you expect to see. In the other standard messaging protocol, POP, the local copy is primary, and when you access your mail it is generally removed from the server after being copied down to your local inbox. If you access your messages from more than one place, life can get confusing--a message you want to read on the road might have already been downloaded to a different computer or a filing change you make at work won't be reflected back at home.</p> <p data-bbox="806 854 1640 954">With an IMAP account things just work the way you'd expect from the way they look, so you don't have to think about it. It's got the possibility of "mobile" built into its core. If you haven't set up your computer, iPhone, or iPod touch with your MobileMe IMAP account yet, check out these instructions.</p> <p data-bbox="596 993 1877 1065">What is IMAP and Why Do We Use It, (http://www.apple.com/mobileme/news/2008/11/what-is-imap-and-why-do-we-use-it.html), accessed on May 5, 2011, MOTO-APPLE-0006037953_126657.</p> <p data-bbox="596 1084 1839 1156">See MobileMe Features, (http://www.apple.com/mobileme/features/), accessed on May 13, 2011, MOTO-APPLE-0006037953_127187:</p>

EXHIBIT E

'531 Patent Claim	Representative Apple Products: Apple MobileMe / iCloud communicating with an Apple Phone and / or Apple Computer⁹
	<div data-bbox="638 289 1129 402"> <h2>Mail, Contacts, and Calendar</h2> </div> <div data-bbox="638 451 1171 678"> <p>MobileMe keeps your mail, contacts, and calendar information in the cloud and uses push technology to keep everything in sync across your iPhone, iPad, Mac, PC, and the web automatically. So no matter where you go or what device you use, all your information is up to date — no docking required.</p> </div> <div data-bbox="638 743 1171 954"> </div> <div data-bbox="1213 289 1801 922"> </div> <div data-bbox="596 987 1814 1058"> <p>See also, iCloud Mail overview, http://support.apple.com/kb/PH2618, accessed on 11/06/2012, MOTO-SDFL-0000018647:</p> </div> <div data-bbox="596 1101 1885 1198"> <p>iCloud Mail is a web-based email application that you can use to send and receive email using a web browser from your Mac or Windows computer. You can also access, send, and receive your iCloud email using the Mail app on your iPhone, iPad, or iPod touch.</p> </div> <div data-bbox="596 1237 1885 1334"> <p>With iCloud Mail, new messages are pushed to your iPhone, iPad, and iPod touch. You're immediately notified when new mail arrives so you don't miss important messages. And iCloud keeps your inbox and mail folders up to date across your iOS devices and computers.</p> </div> <div data-bbox="596 1377 1919 1408"> <p>In addition, through its design of the Apple Phones and Apple Computers, Apple also induced users of</p> </div>

EXHIBIT E

'531 Patent Claim	Representative Apple Products: Apple MobileMe / iCloud communicating with an Apple Phone and / or Apple Computer⁹
	<p>the Apple Phones and Apple Computers to infringe the '531 patent. Apple and Motorola have been in talks since 2007 regarding the licensing of Motorola's patent portfolio, and, on information and belief, in accordance with those negotiations, Apple has reviewed said portfolio, including Motorola's '531 Patent. Thus, at least as early as 2007, Apple knew or should have known its actions would induce actual infringement and possessed specific intent to encourage its customers' direct infringement through the design of the Apple Phones and Apple Computers. In addition, Apple instructs the users of the Apple Phones and Apple Computers to use them in an infringing manner, including but not limited to by describing infringing uses in its advertisements, promotional materials, labels, and user manuals. <i>See, e.g.</i> MobileMe: Why was I "spammed" at my MobileMe Mail address?, (http://support.apple.com/kb/HT2073?viewlocale=en_US), accessed May 13, 2011, MOTO-APPLE-0006037953_127206.</p> <p>▪ Rules You can set up rules in Mail at me.com to help filter out certain emails from your Inbox that you deem as spam. See MobileMe Mail Help for more details.</p> <p>Moreover, Apple also contributes to the infringement of the '531 patent by users of the device. As indicated above, at least as early as 2007, Apple knew that offering to sell or selling the Accused Apple Products would contribute to direct infringement of the '531 Patent. Apple knew that the Apple Phones and Apple Computers contain a specific software component for filtering data units, a component with no substantial non-infringing use, that could be combined with Apple's MobileMe service, and that this combination, for which the two components were especially made, was both patented and infringing. Moreover, Apple Phone and Apple Computer users have, in fact, combined these components into an infringing device. Apple further contributes to the direct infringement of the users of the Apple Phones and Apple Computers, including but not limited to by describing infringing combinations in its advertisements, promotional materials, and user manuals. <i>See, e.g.</i> MobileMe: Why was I "spammed" at my MobileMe Mail address?, (http://support.apple.com/kb/HT2073?viewlocale=en_US), accessed May 13, 2011, MOTO-APPLE-0006037953_127206.</p>

EXHIBIT E

'531 Patent Claim	Representative Apple Products: Apple MobileMe / iCloud communicating with an Apple Phone and / or Apple Computer⁹
	<p>▪ Rules You can set up rules in Mail at me.com to help filter out certain emails from your Inbox that you deem as spam. See MobileMe Mail Help for more details.</p>
<p>filtering data units, at the communication server, based on a first set of user-selected criteria to produce filtered data units;</p>	<p>Upon information and belief, MobileMe / iCloud filters data units based on a first set of user-selected criteria to produce filtered data units. The user of an Apple Phone can select which mailboxes (and which folders within those mailboxes) are synched to the device. In addition, the user of an Apple Phone can select how many emails should be downloaded to the device, and the user of an Apple Phone can select not to load remote HTML images. MobileMe receives any and all of these user-selected criteria previously prepared at the Apple Phone, which are, when completed, sent to MobileMe communication server. For example, MobileMe / iCloud filters email messages (data units) based on a user decision to automatically filter junk mail messages (user-selected criteria to produce filtered data units).</p> <p>▪ Rules You can set up rules in Mail at me.com to help filter out certain emails from your Inbox that you deem as spam. See MobileMe Mail Help for more details.</p> <p>MobileMe: Why was I "spammed" at my MobileMe Mail address?, (http://support.apple.com/kb/HT2073?viewlocale=en_US), accessed May 13, 2011, MOTO-APPLE-0006037953_127206.</p> <p><i>See also 745-Apple0783686-786 at -717:</i></p> <p>Mail is capable of displaying images, animations and other HTML components. You can specify whether or not Mail will download these items to your machine to display the message. The default is to have them downloaded. However, if you are concerned that an HTML message may contain content that would compromise the security of your computer or the privacy of your email account, then you should choose to deselect this option. Below is an example of what an HTML message looks like with this preference turned off.</p>

EXHIBIT E



'531 Patent Claim	Representative Apple Products: Apple MobileMe / iCloud communicating with an Apple Phone and / or Apple Computer⁹
	 <p>The image is a screenshot of an email interface. At the top, the header information reads: "From: Apple Internet Services <mailto:apple@mac.com>", "Date: Thu, 30 Aug 2001 20:34:59 -0700 (PST)", "To: iWork Members", and "Subject: iWork Update: August 30, 2001". Below the header, there are several lines of text that have been redacted with a grey box. At the bottom of the email content, there is a quote: "Everyone needs a little help the first time...". The screenshot also shows a standard Mac OS X window with a title bar and a menu bar at the top.</p>

EXHIBIT E

<p>'531 Patent Claim</p>	<p>Representative Apple Products: Apple MobileMe / iCloud communicating with an Apple Phone and / or Apple Computer⁹</p>
	<p>The same page with the HTML preference on (the default) looks like this:</p>  <p>From: Apple Internet Services <appleply@mac.com> Date: Thu, 30 Aug 2001 20:54:59 -0700 (PDT) To: iTools Members <> Subject: iTools Update: August 30, 2001</p> <p>Apple logo</p> <h1>iTools Update</h1> <p>August 30, 2001</p> <p>www.apple.com Open Your iDisk Create a HomePage Send an iCard</p> <h2>Head Start on HomePage</h2> <p>Everyone needs a little help the first time—no matter how easy HomePage is to use. Our new step-by-step instructions walk you through creating your first online photo album, so you can show your family and friends the photos of your new house, your kayaking trip in Mexico.</p> <h3>Inside</h3> <ul style="list-style-type: none">Head Start on HomePageFeatured ArtistFree Software

See also, iCloud: Filter email automatically, <http://support.apple.com/kb/PH2650>, accessed on 11/06/2012, MOTO-SDFL-0000018646:

EXHIBIT E

'531 Patent Claim	Representative Apple Products: Apple MobileMe / iCloud communicating with an Apple Phone and / or Apple Computer⁹
	<p> iCloud: Filter email automatically</p> <hr/> <p>You can set up rules to automatically filter incoming email messages or reorganize email messages you've already received. For example, you can create a rule that forwards certain email messages to a specific email address. You can later edit and delete these rules as desired.</p> <p>Set up rules to filter email</p> <ol style="list-style-type: none">1. In iCloud Mail, choose Rules from the Action pop-up menu  at the top of the window.2. Click "Add a Rule."3. Use the menus and text fields to specify the filtering conditions, and click Done.  <p><i>See also. iCloud: Manage junk mail, (http://support.apple.com/kb/PH2649), accessed on 11/06/2012,</i></p>

EXHIBIT E


'531 Patent Claim	Representative Apple Products: Apple MobileMe / iCloud communicating with an Apple Phone and / or Apple Computer⁹
	<p>MOTO-SDFL-0000018648:</p> <p>Mark a message as junk</p> <ol style="list-style-type: none">1. In the message list, select the message that you want to mark as junk.2. Do either of the following:<ul style="list-style-type: none">■ Choose “Mark as Junk Mail” from the Action pop-up menu  at the top of the window. The message is color-coded brown and moved to the Junk folder.■ Drag the message to the Junk folder in the sidebar.

EXHIBIT E

'531 Patent Claim	Representative Apple Products: Apple MobileMe / iCloud communicating with an Apple Phone and / or Apple Computer⁹
<p>communicating, at the communication server, the filtered data units to the client communication unit;</p>	<p>Upon information and belief, MobileMe / iCloud communicates the filtered data units to the client communication unit. For example, MobileMe / iCloud communicates e-mails that pass through the MobileMe / iCloud junk mail filter (filtered data units) to an Apple Phone or Apple Computer (client communication unit).</p> <div data-bbox="632 480 1115 594" data-label="Section-Header"> <h2>Mail, Contacts, and Calendar</h2> </div> <div data-bbox="632 639 1157 862" data-label="Text"> <p>MobileMe keeps your mail, contacts, and calendar information in the cloud and uses push technology to keep everything in sync across your iPhone, iPad, Mac, PC, and the web automatically. So no matter where you go or what device you use, all your information is up to date — no docking required.</p> </div> <div data-bbox="638 927 1163 1133" data-label="Image"> </div> <div data-bbox="1192 483 1772 1101" data-label="Diagram"> </div> <div data-bbox="596 1198 1898 1268" data-label="Text"> <p>MobileMe Features, (http://www.apple.com/mobileme/features/), accessed on May 13, 2011, MOTO-APPLE-0006037953_127187.</p> </div> <div data-bbox="596 1382 1514 1416" data-label="Text"> <p>See MobileMe: Why was I "spammed" at my MobileMe Mail address?,</p> </div>

EXHIBIT E

<p>'531 Patent Claim</p>	<p>Representative Apple Products: Apple MobileMe / iCloud communicating with an Apple Phone and / or Apple Computer⁹</p>
	<p>(http://support.apple.com/kb/HT2073?viewlocale=en_US), accessed May 13, 2011, MOTO-APPLE-0006037953_127206:</p> <ul style="list-style-type: none"> ▪ Rules You can set up rules in Mail at me.com to help filter out certain emails from your Inbox that you deem as spam. See MobileMe Mail Help for more details. <p>See also, iCloud Mail overview, http://support.apple.com/kb/PH2618, accessed on 11/06/2012, MOTO-SDFL-0000018647:</p> <p>iCloud Mail is a web-based email application that you can use to send and receive email using a web browser from your Mac or Windows computer. You can also access, send, and receive your iCloud email using the Mail app on your iPhone, iPad, or iPod touch.</p> <p>With iCloud Mail, new messages are pushed to your iPhone, iPad, and iPod touch. You're immediately notified when new mail arrives so you don't miss important messages. And iCloud keeps your inbox and mail folders up to date across your iOS devices and computers.</p> <p>See also, iCloud: Filter email automatically, http://support.apple.com/kb/PH2650, accessed on 11/06/2012, MOTO-SDFL-0000018646:</p> <p>Note: It may take up to 15 minutes for new or changed rules to take effect on incoming messages.</p>
<p>preparing, at the client communication unit, a second set of a plurality of user-selected criteria, and when completed, communicating the second set of the plurality of user-selected criteria to the communication server in a virtual session;</p>	<p>The user of an Apple Phone can prepare a second set of a plurality of filter criteria, <i>e.g.</i>, a user can select which mailboxes (and which folders within those mailboxes) are synched to the device. In addition, the user of an Apple Phone can select how many emails should be downloaded to the device, and the user of an Apple Phone can select not to load remote HTML images.</p> <p>When the user has completed preparing the second set of a plurality of filter criteria, it is communicated to MobileMe / iCloud communication server in a virtual session.</p>

EXHIBIT E

'531 Patent Claim	Representative Apple Products: Apple MobileMe / iCloud communicating with an Apple Phone and / or Apple Computer⁹
	 <p data-bbox="598 836 1879 901">Photo of Apple iPhone showing option to load remote images, taken June 29, 2010, MOTO-APPLE 0006037953_127176 (arrow added).</p> <p data-bbox="598 925 1890 1031">The user of a Apple Computer can identify junk mail that passed through the first set of user-selected filter criteria. MobileMe receives this new user-selected criteria previously prepared at the Apple Computer, which is, when completed, sent to the MobileMe communication server:</p>

EXHIBIT E

'531 Patent Claim	Representative Apple Products: Apple MobileMe / iCloud communicating with an Apple Phone and / or Apple Computer⁹
	<p data-bbox="625 267 1102 316"> Helping Mail identify junk mail</p> <p data-bbox="625 349 1717 402">Mail can analyze the content of incoming messages and identify which ones are likely to be junk mail. It highlights these messages in color (by default, in brown) in your Inbox.</p> <p data-bbox="625 443 1780 527">If you receive messages that have been highlighted as junk, or messages that are junk but weren't highlighted, you can mark the messages as not junk or junk yourself. When you mark messages, Mail updates the junk mail database accordingly. Over time, Mail will identify junk mail more accurately.</p> <div data-bbox="625 565 1726 893" style="border: 1px solid gray; padding: 10px;"><p data-bbox="646 584 940 613">To identify junk messages:</p><ul data-bbox="646 630 1705 836" style="list-style-type: none"><li data-bbox="646 630 1705 714">■ To identify one or more messages in your Inbox as junk mail, select the messages and then click Junk in the toolbar, or choose Message > Mark > As Junk Mail.<li data-bbox="646 755 1705 836">■ To correct one or more messages that have been wrongly classified as junk, select the messages and click Not Junk in the toolbar, or choose Message > Mark > As Not Junk Mail.</div> <p data-bbox="596 922 1843 1042">Helping Mail identify junk mail, http://docs.info.apple.com/article.html?path=Mail/3.0/en/9940.html, accessed on May 13, 2011, MOTO-APPLE-0006037953_126637.</p> <p data-bbox="596 1063 1780 1169"><i>See MobileMe: Why was I "spammed" at my MobileMe Mail address?</i>, http://support.apple.com/kb/HT2073?viewlocale=en_US, accessed May 13, 2011, MOTO-APPLE-0006037953_127206:</p> <ul data-bbox="604 1193 1711 1279" style="list-style-type: none"><li data-bbox="604 1193 1711 1279">■ Rules You can set up rules in Mail at me.com to help filter out certain emails from your Inbox that you deem as spam. See MobileMe Mail Help for more details. <p data-bbox="596 1377 1879 1409"><i>See also</i> How MobileMe filters spam messages, http://support.apple.com/kb/HT1073, accessed on</p>

EXHIBIT E


'531 Patent Claim	Representative Apple Products: Apple MobileMe / iCloud communicating with an Apple Phone and / or Apple Computer⁹
	<p>May 13, 2011, MOTO-APPLE-0006037953_127207:</p> <p>Forward spam to spam@me.com</p> <p>Filtering spam at the server is only part of the equation. You may find it helpful to use your mail application filtering to complement the server filtering. To learn more about how to use filtering and other options for dealing with spam, see "Why was I 'spammed' at my MobileMe Mail address?".</p> <p>See also MobileMe Features, (http://www.apple.com/mobileme/features/), accessed on May 13, 2011, MOTO-APPLE-006037953_127187:</p> <h2>Mail, Contacts, and Calendar</h2> <p>MobileMe keeps your mail, contacts, and calendar information in the cloud and uses push technology to keep everything in sync across your iPhone, iPad, Mac, PC, and the web automatically. So no matter where you go or what device you use, all your information is up to date — no docking required.</p>    <p>See also iCloud: Filter email automatically, http://support.apple.com/kb/PH2650, accessed on 11/06/2012, MOTO-SDFL-0000018646 (box added):</p>

EXHIBIT E


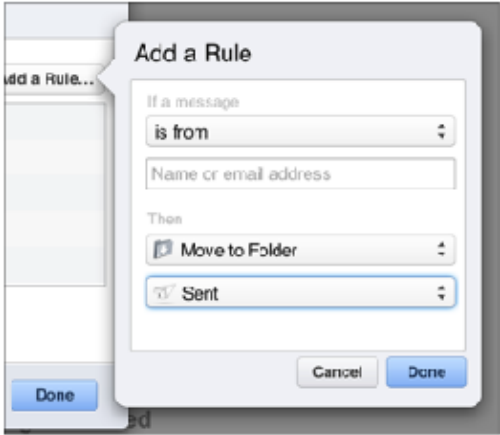
'531 Patent Claim	Representative Apple Products: Apple MobileMe / iCloud communicating with an Apple Phone and / or Apple Computer⁹
	<p>You can set up rules to automatically filter incoming email messages or reorganize email messages you've already received. For example, you can create a rule that forwards certain email messages to a specific email address. You can later edit and delete these rules as desired.</p> <p>Set up rules to filter email</p> <ol style="list-style-type: none"> 1. In iCloud Mail, choose Rules from the Action pop-up menu  at the top of the window. 2. Click "Add a Rule." 3. Use the menus and text fields to specify the filtering conditions, and click Done.  <ol style="list-style-type: none"> 4. To add another rule, repeat steps 2 and 3. <p>If you have multiple rules, they're applied in the order in which they appear in the Rules list. To change the order, drag a rule up or down in the list.</p>
filtering subsequent data units, at the communication server, based on the second set of the plurality of user-	<p>Upon information and belief, MobileMe / iCloud will filter subsequent email messages (data units) based on the second set of the plurality of user-selected criteria to create subsequent filtered data units. When used with an Apple Phone, MobileMe / iCloud will filter later email messages (subsequent data</p>

EXHIBIT E


<p>'531 Patent Claim</p>	<p>Representative Apple Products: Apple MobileMe / iCloud communicating with an Apple Phone and / or Apple Computer⁹</p>
<p>selected criteria to create subsequent filtered data units; and</p>	<p>units) based on the Apple Phone user’s criteria of which folders / mailboxes to sync, how many emails should be downloaded for display, and whether to download remote HTML images to create subsequent filtered emails.</p> <p>When used with an Apple Computer, MobileMe / iCloud will filter subsequent email messages (subsequent data units) based on the new junk mail criteria (the second set of the plurality of user-selected criteria) to create subsequent filtered emails.</p> <div data-bbox="625 516 1726 1144" style="border: 1px solid #ccc; padding: 10px;">  <p>Helping Mail identify junk mail</p> <p>Mail can analyze the content of incoming messages and identify which ones are likely to be junk mail. It highlights these messages in color (by default, in brown) in your Inbox.</p> <p>If you receive messages that have been highlighted as junk, or messages that are junk but weren't highlighted, you can mark the messages as not junk or junk yourself. When you mark messages, Mail updates the junk mail database accordingly. Over time, Mail will identify junk mail more accurately.</p> <div style="border: 1px solid #ccc; padding: 5px; margin-top: 10px;"> <p>To identify junk messages:</p> <ul style="list-style-type: none"> ■ To identify one or more messages in your Inbox as junk mail, select the messages and then click Junk in the toolbar, or choose Message > Mark > As Junk Mail. ■ To correct one or more messages that have been wrongly classified as junk, select the messages and click Not Junk in the toolbar, or choose Message > Mark > As Not Junk Mail. </div> </div> <p>Helping Mail identify junk mail, http://docs.info.apple.com/article.html?path=Mail/3.0/en/9940.html), accessed on May 13, 2011, MOTO-APPLE-0006037953_126637.</p> <p>See MobileMe: Why was I "spammed" at my MobileMe Mail address?, http://support.apple.com/kb/HT2073?viewlocale=en_US), accessed May 13, 2011, MOTO-</p>

EXHIBIT E


'531 Patent Claim	Representative Apple Products: Apple MobileMe / iCloud communicating with an Apple Phone and / or Apple Computer⁹
	<p>APPLE-0006037953_127206:</p> <ul style="list-style-type: none"> ■ Rules You can set up rules in Mail at me.com to help filter out certain emails from your Inbox that you deem as spam. See MobileMe Mail Help for more details. <p>See also. iCloud: Manage junk mail, (http://support.apple.com/kb/PH2649), accessed on 11/06/2012, MOTO-SDFL-0000018648:</p> <p>Mark a message as junk</p> <ol style="list-style-type: none"> 1. In the message list, select the message that you want to mark as junk. 2. Do either of the following: <ul style="list-style-type: none"> ■ Choose "Mark as Junk Mail" from the Action pop-up menu  at the top of the window. The message is color-coded brown and moved to the Junk folder. ■ Drag the message to the Junk folder in the sidebar. <p>See also How MobileMe filters spam messages, (http://support.apple.com/kb/HT1073), accessed on May 13, 2011, MOTO-APPLE-0006037953_127207:</p> <p>Forward spam to spam@me.com</p> <p>Filtering spam at the server is only part of the equation. You may find it helpful to use your mail application filtering to complement the server filtering. To learn more about how to use filtering and other options for dealing with spam, see "Why was I 'spammed' at my MobileMe Mail address?".</p> <p>See also 745-Apple0783686-786 at -717:</p>

EXHIBIT E


'531 Patent Claim	Representative Apple Products: Apple MobileMe / iCloud communicating with an Apple Phone and / or Apple Computer⁹
	<p>Mail is capable of displaying images, animations and other HTML components. You can specify whether or not Mail will download these items to your machine to display the message. The default is to have them downloaded. However, if you are concerned that an HTML message may contain content that would compromise the security of your computer or the privacy of your email account, then you should choose to deselect this option. Below is an example of what an HTML message looks like with this preference turned off.</p>  <p>The screenshot shows an email window with the following header information:</p> <ul style="list-style-type: none">From: Apple Internet Services <mailto:apple@mac.com>Date: Thu, 02 Aug 2001 20:34:59 -0700 (PST)To: Hook MembersSubject: Hook Update August 02, 2001 <p>The body of the email contains several missing image placeholders, represented by small question mark icons. A large rectangular area in the center of the message is completely greyed out, indicating that the content failed to load. At the bottom of the window, a status bar displays the text: "Everyone needs a little help the first time -->".</p>

EXHIBIT E


<p>'531 Patent Claim</p>	<p>Representative Apple Products: Apple MobileMe / iCloud communicating with an Apple Phone and / or Apple Computer⁹</p>
	<p>The same page with the HTML preference on (the default) looks like this:</p> 
<p>communicating, at the communication server, the subsequent filtered data units to the client communication unit.</p>	<p>Upon information and belief, MobileMe / iCloud communicates the subsequent filtered data units to the client communication unit. For example, MobileMe / iCloud will allow messages that pass through the Apple Phone user’s criteria of which folders / mailboxes to sync, how many emails should be downloaded for display, and whether to download remote HTML images to create (the subsequent filtered data units) to the Apple Phone (client communication unit)</p> <p>Likewise, MobileMe / iCloud will allow messages that pass through the new junk mail filter(the subsequent filtered data units) to the Apple Computer (client communication unit).</p>

EXHIBIT E

'531 Patent Claim	Representative Apple Products: Apple MobileMe / iCloud communicating with an Apple Phone and / or Apple Computer⁹
	<div data-bbox="632 285 1100 394" data-label="Section-Header"> <h2>Mail, Contacts, and Calendar</h2> </div> <div data-bbox="632 440 1140 651" data-label="Text"> <p>MobileMe keeps your mail, contacts, and calendar information in the cloud and uses push technology to keep everything in sync across your iPhone, iPad, Mac, PC, and the web automatically. So no matter where you go or what device you use, all your information is up to date — no docking required.</p> </div> <div data-bbox="638 716 1144 915" data-label="Image"> </div> <div data-bbox="1178 285 1734 886" data-label="Diagram"> </div> <div data-bbox="596 935 1898 1000" data-label="Text"> <p>MobileMe Features, (http://www.apple.com/mobileme/features/), accessed on May 13, 2011, MOTO-APPLE-0006037953_127187.</p> </div> <div data-bbox="596 1078 1814 1143" data-label="Text"> <p>See also, iCloud Mail overview, http://support.apple.com/kb/PH2618, accessed on 11/06/2012, MOTO-SDFL-0000018647:</p> </div>

EXHIBIT E

'531 Patent Claim	Representative Apple Products: Apple MobileMe / iCloud communicating with an Apple Phone and / or Apple Computer⁹
	<p>iCloud Mail is a web-based email application that you can use to send and receive email using a web browser from your Mac or Windows computer. You can also access, send, and receive your iCloud email using the Mail app on your iPhone, iPad, or iPod touch.</p> <p>With iCloud Mail, new messages are pushed to your iPhone, iPad, and iPod touch. You're immediately notified when new mail arrives so you don't miss important messages. And iCloud keeps your inbox and mail folders up to date across your iOS devices and computers.</p> <p><i>See also, iCloud: Filter email automatically, http://support.apple.com/kb/PH2650, accessed on 11/06/2012, MOTO-SDFL-0000018646:</i></p> <p>Note: It may take up to 15 minutes for new or changed rules to take effect on incoming messages.</p>