


**E
X
H
I
B
I
T
L**

'901 Patent Infringement Contentions


Motorola's infringing products ("Accused Devices") include Motorola Broadband Media Center set-top boxes with digital video recording (DVR) functionality and parental control functionality, as well as associated software. The Accused Devices include the BMC9012 and BMC9022D Moxi based set-top boxes and other set-top boxes incorporating hardware and/or software that is substantially similar. The figures and illustrations in the infringement chart below display the BMC9012 as an exemplary device.



U.S. Patent No. 6,785,901 ('901 Patent)	Accused Devices
<p>1. In a set top box having a graphical user interface including a display, a method of controlling access by a user to programming content, the method comprising the steps of:</p>	<p><u>Each Accused Device is a set top box having a graphical user interface and provides a method of controlling access by a user to programming content.</u></p> <p>By way of example, Figure 1-1 shows the Motorola device branded as BMC9012.</p>  <p>Figure 1-1. User Guide BMC9012 BMC9022D Broadband Media Center (2004), cover page.</p> <p>This device is a set-top box. (See http://broadband.motorola.com/consumers/products/BMC9012/downloads/BMC9012_User_Guide.pdf)</p> <p>The BMC9012 provides a method for controlling access by a user to programming content.</p> <p>See, e.g., "The Motorola Broadband Media Center (BMC) family of products delivers digital video and audio, plus a whole new experience in interactive cable television. ... This guide introduces you to the features and setup of your BMC. Refer to the <i>Moxi Viewer's Guide</i> to learn more about operating the BMC and some of the advanced features these models provide." User Guide</p>

U.S. Patent No. 6,785,901 (’901 Patent)	Accused Devices
	<p>BMC9012 BMC9022D Broadband Media Center (2004), p. 2.</p> <p>“The Moxi remote allows you to access, control, and enjoy the many features of your Media Center. You can also use this remote as the primary remote for many brands of TVs and audio devices. Instructions in this chapter show you how. Refer to the <i>Moxi Viewer’s Guide</i> for explanations of the buttons.” User Guide, BMC9012, BMC9022D Broadband Media Center (2004), p. 13.</p> <p>The BMC9012 provides Parental Control settings. (<i>See</i> http://broadband.motorola.com/consumers/products/bmc9012/downloads/Moxi_ViewersGuide.pdf and http://www.moxi.com/us/support/MC1/userguide_cable_4-1.pdf)</p> <p>By way of example, the Moxi Viewer’s Guide provides: “When you first install Moxi, Parental Controls are turned off. They turn on automatically as soon as you add or change a Parental Control setting. You can turn them off manually either temporarily or indefinitely.” Moxi Viewer’s Guide, version 3.0 (2004), p. 36.</p> <p>By way of example, the Moxi Media Center User Guide provides: “The parental control functions provided by the media center are robust. By setting a four-digit personal identification number (PIN), you can lock programming by rating or channel.” Moxi Media Center User Guide, software version 4.1 (2006), p. 35.</p>
displaying guide data on the display to the user, wherein the guide data describes the programming content;	<p><u>Each Accused Device displays guide data on the display to the user; the guide data describes the programming content.</u></p> <p>The BMC9012 displays guide data on the display to the user. The guide data describes the programming content and includes program title, program start time, program end time, channel, and rating.</p> <p>By way of example, the Moxi Viewer’s Guide provides an illustration of the guide data that is displayed on the user’s television. The guide data describes the programming content, such as program title, program start time, program end time and channel. Moxi Viewer’s Guide, version 3.0 (2004), p. 9.</p>

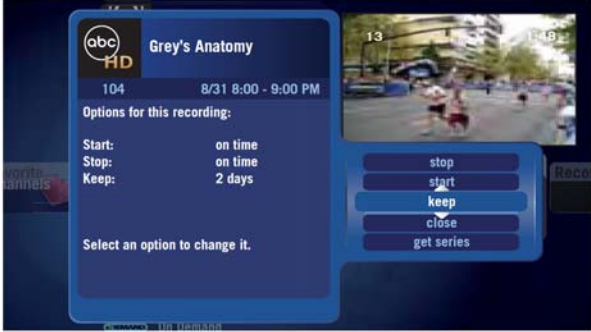

U.S. Patent No. 6,785,901 (’901 Patent)	Accused Devices
	 <p>Figure 1-2. Moxi Viewer's Guide, version 3.0 (2004), p. 9.</p> <p>By way of example, the Moxi Media Center User Guide provides an illustration of the guide data that is displayed on the user's television. The guide data describes the programming content, such as program title, program start time, program end time, channel, and rating. Moxi Media Center User Guide, software version 4.1 (2006), p. 10.</p>  <p>Figure 1-3. Moxi Media Center User Guide, software version 4.1 (2006), p. 10.</p>
receiving input from the user identifying one or more portions of the programming content to be recorded;	<p><u>Each Accused Device receives input from the user identifying one or more portions of the programming content to be recorded.</u></p> <p>The BMC9012 receives input from the user identifying one or more portions of the programming content to be recorded. The user can identify the portion of the programming content to be recorded by selecting the channels category on the horizontal band and scrolling vertically through the list of channels.</p>



U.S. Patent No. 6,785,901 (’901 Patent)	Accused Devices
	<p>By way of example, the Moxi Viewer’s Guide provides:</p> <p>“The Moxi Menu puts all your entertaining options into horizontal and vertical bands that loop around so you never get lost. The horizontal band contains the main categories of Channels (live TV) and Recorded TV, plus exciting Moxi features such as Ticker, Games, and More.” Moxi Viewer’s Guide, version 3.0 (2004), p. 5.</p> <p>“Checking Channels. The Channels category provides the quickest way to see what’s on now and what’s on next. ... To view the Channels category: Press the MOXI button on the remote to bring up the Moxi Menu. To see what’s on now: Press the up or down arrow buttons to scroll through the vertical list.” Moxi Viewer’s Guide, version 3.0 (2004), p. 9.</p> <p>“Getting to Know the Digital Video Recorder (DVR). Moxi makes it more enjoyable to watch live or recorded TV. Using the Moxi remote, you can pause, rewind, fast-forward, and replay the action. You can also record and store up to 50 hours of programs. You can record two shows at the same time or record one show while you watch another.” Moxi Viewer’s Guide, version 3.0 (2004), p. 16.</p> <p>By way of example, the Moxi Media Center User Guide provides:</p> <p>“Navigating the Moxi Menu. The Moxi Menu works by filtering TV programs and features into categories such as Channels, Movies, Sports, Kids, and more. These category cards appear in the horizontal band. The vertical band contains the list of choices for that category.” Moxi Media Center User Guide, software version 4.1 (2006), p. 10.</p> <p>“Recording shows. To schedule a recording, highlight it in the Moxi Menu, and then press the rec button (or simply press rec if you are already watching the show). Alternatively, press OK, and then choose one of the following recording options: Record once ... Record series ... See all times” Moxi Media Center User Guide, software version 4.1 (2006), p. 15.</p>
determining if the one or more portions of the programming content identified by the user are locked; and	<p><u>Each Accused Device determines if one or more portions of the programming content identified by the user are locked.</u></p> <p>The BMC9012 determines if the one or more portions of the programming content identified by the user are locked.</p>


U.S. Patent No. 6,785,901 (’901 Patent)	Accused Devices
	<p>By way of example, the Moxi Viewer’s Guide provides for locking based on channels or ratings:</p> <p>“Locking Certain Channels. When you lock a channel, a lock icon appears by the channel whenever that channel appears in the Moxi Menu or Flip Bar. Instead of the program title, the word ‘Locked’ appears.” Moxi Viewer’s Guide, ver. 3.0 (2004), p. 38.</p> <p>“Parental Controls allow you to lock content based on movie ratings set by the Motion Picture Association of America (MPAA) and TV ratings set by the TV Parental Guidelines Monitoring Board. When you lock a rating, Moxi also locks all levels above the one you choose.” Moxi Viewer’s Guide, ver. 3.0 (2004), p. 39.</p>  <p>Figure 1-4. Moxi Viewer’s Guide, ver. 3.0 (2004), p. 39.</p> <p>By way of example, the Moxi Media Center User Guide provides for locking based on channels or rating: “Locking channels or programs by rating: ... Choose either TV Ratings, Movie Ratings or Lock by Channel.... When you lock a rating, all ratings for more mature audiences are also locked. For example, lock TVPG and TV14 and TVMA are also locked.” Moxi Media Center User Guide, software version 4.1 (2006), p. 36.</p>



U.S. Patent No. 6,785,901 (’901 Patent)	Accused Devices
	 <p>Figure 1-5. Moxi Media Center User Guide, software version 4.1 (2006), p. 36.</p>
<p>refraining from displaying a record button on the display to the user if the one or more portions of the programming content are locked.</p>	<p><u>Each Accused Device refrains from displaying a record button on the display to the user if the one or more portions of the programming content are locked.</u></p> <p>The BMC9012 refrains from displaying a record button on the display to the user if the one or more portions of the programming content are locked.</p> <p>By way of example, the Moxi Viewer’s Guide provides an illustration of the guide data that is displayed on the user’s television when one or more portions of the programming content are locked. The record button is not displayed to the user.</p>  <p>Figure 1-6. Moxi Viewer’s Guide, ver. 3.0 (2004), p. 41.</p> <p>By way of example, the Moxi Media Center User Guide provides an illustration of the guide data that is displayed on the user’s television when one or more portions of the programming content are locked. The record button is not displayed to the user.</p>



U.S. Patent No. 6,785,901 (’901 Patent)	Accused Devices
	<div data-bbox="696 310 1292 648" data-label="Image"> </div> <p data-bbox="560 653 1398 724">Figure 1-7. Moxi Media Center User Guide, software version 4.1 (2006), p. 37.</p> <p data-bbox="560 762 1338 833">In contrast, when the programming content is not locked, the BMC9012 displays record options to the user.</p> <p data-bbox="560 871 1396 1016">By way of example, the Moxi Viewer’s Guide provides: “Moxi makes recording your favorite shows and series easy. Just select the ones you want to record and Moxi records them when they’re broadcast.” Moxi Viewer’s Guide, ver. 3.0 (2004), p. 19.</p> <div data-bbox="691 1056 1287 1505" data-label="Image"> </div> <p data-bbox="560 1526 1292 1560">Figure 1-8. Moxi Viewer’s Guide, ver. 3.0 (2004), p. 19.</p> <p data-bbox="560 1598 1408 1854">By way of example, the Moxi Media Center User Guide provides: “Recording shows. To schedule a recording, highlight it in the Moxi Menu, and then press the rec button (or simply press rec if you are already watching the show). Alternatively, press OK, and then choose one of the following recording options: Record once ... Record series ... See all times” Moxi Media Center User Guide, software version 4.1 (2006), p. 15.</p>



U.S. Patent No. 6,785,901 (’901 Patent)	Accused Devices
	 <p>Figure 1-9. Moxi Media Center User Guide, software version 4.1 (2006), p. 16.</p>
<p>2. A method as defined in claim 1, further comprising the steps of: receiving, at the set top box, the guide information describing the programming content;</p>	<p><u>Each Accused Device receives, at the set top box, guide information describing the programming content.</u></p> <p>The BMC9012 receives, at the set top box, the guide information describing the programming content. The guide information includes program title, program start time, program end time, channel, and rating.</p> <p>By way of example, the Moxi Viewer’s Guide provides an illustration of guide information that is received by the set top box and displayed on the user’s television. The guide information describes the programming content, such as program title, program start time, program end time, and channel. Moxi Viewer’s Guide, version 3.0 (2004), p. 9.</p>  <p>Figure 2-1. Moxi Viewer’s Guide, version 3.0 (2004), p. 9.</p> <p>By way of example, the Moxi Media Center User Guide provides an illustration of guide information that is received by the set top</p>



U.S. Patent No. 6,785,901 (’901 Patent)	Accused Devices
	<p>box and displayed on the user’s television. The guide information describes the programming content, such as program title, program start time, program end time, channel, and rating. Moxi Media Center User Guide, software version 4.1 (2006), p. 10.</p>  <p>Figure 2-2. Moxi Media Center User Guide, software version 4.1 (2006), p. 10.</p>
<p>receiving input from the user selecting a portion of the guide information; and</p>	<p><u>Each Accused Device receives input from the user selecting a portion of the guide information.</u></p> <p>The BMC9012 receives input from the user selecting a portion of the guide information, such as a rating.</p> <p>By way of example, the Moxi Viewer’s Guide provides: “Parental Controls allow you to lock content based on movie ratings set by the Motion Picture Association of America (MPAA) and TV ratings set by the TV Parental Guidelines Monitoring Board. When you lock a rating, Moxi also locks all levels above the one you choose.” Moxi Viewer’s Guide, ver. 3.0 (2004), p. 39.</p>  <p>Figure 2-3. Moxi Viewer’s Guide, ver. 3.0 (2004), p. 39.</p>

U.S. Patent No. 6,785,901 (’901 Patent)	Accused Devices
	<p>By way of example, the Moxi Media Center User Guide provides: “Locking channels or programs by rating: ... Choose either TV Ratings, Movie Ratings or Lock by Channel.... When you lock a rating, all ratings for more mature audiences are also locked. For example, lock TVPG and TV14 and TVMA are also locked.” Moxi Media Center User Guide, software version 4.1 (2006), p. 36.</p>  <p>Figure 2-4. Moxi Media Center User Guide, software version 4.1 (2006), p. 36.</p>
<p>enabling a lock on the portion of the programming content such that the portion of the programming content is locked according to the portion of the guide information selected by the user.</p>	<p><u>Each Accused Device enables a lock on the portion of the programming content such that the portion of the programming content is locked according to the portion of the guide information selected by the user.</u></p> <p>The BMC9012 enables a lock on the portion of the programming content such that the portion of the programming content is locked according to the portion of the guide information selected by the user. If, for example, the user selects to lock by rating, the BMC9012 locks programming with the selected rating and above.</p> <p>By way of example, the Moxi Viewer’s Guide provides: “Parental Controls allow you to lock content based on movie ratings set by the Motion Picture Association of America (MPAA) and TV ratings set by the TV Parental Guidelines Monitoring Board. When you lock a rating, Moxi also locks all levels above the one you choose.” Moxi Viewer’s Guide, ver. 3.0 (2004), p. 39.</p>



U.S. Patent No. 6,785,901 (’901 Patent)	Accused Devices
	 <p>Figure 2-5. Moxi Viewer’s Guide, ver. 3.0 (2004), p. 39.</p> <p>By way of example, the Moxi Media Center User Guide provides: “Locking channels or programs by rating: ... Choose either TV Ratings, Movie Ratings or Lock by Channel.... When you lock a rating, all ratings for more mature audiences are also locked. For example, lock TVPG and TV14 and TVMA are also locked.” Moxi Media Center User Guide, software version 4.1 (2006), p. 36.</p>  <p>Figure 2-6. Moxi Media Center User Guide, software version 4.1 (2006), p. 36.</p>
<p>3. A method as defined in claim 1, wherein the guide information comprises at least one of: program title, program start time; program end time; program duration; channel; rating, and content identifier.</p>	<p><u>Each Accused Device has guide information, which comprises at least one of program title, program start time, program end time, program duration, channel, rating, and content identifier.</u></p> <p>The BMC9012 has guide information, including program title, program start time, program end time, channel and rating.</p> <p>By way of example, the Moxi Viewer’s Guide provides an illustration of guide information that is displayed on the user’s television. The guide information includes program title, program</p>

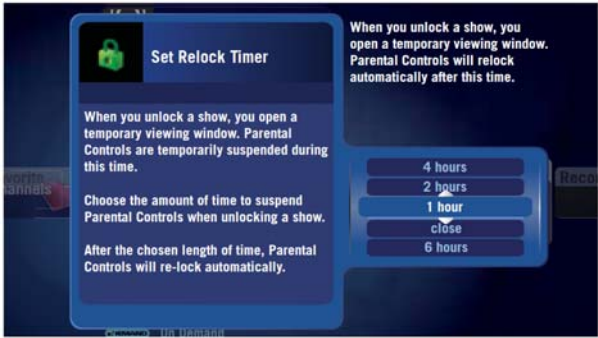
U.S. Patent No. 6,785,901 (’901 Patent)	Accused Devices
	<p>start time, program end time, and channel. Moxi Viewer’s Guide, ver. 3.0 (2004), p. 14.</p>  <p>Figure 3-1. Moxi Viewer’s Guide, ver. 3.0 (2004), p. 14.</p> <p>By way of example, the Moxi Media Center User Guide provides an illustration of guide information that is displayed on the user’s television. The guide information includes program title, program start time, program end time, channel, and rating. Moxi Media Center User Guide, software version 4.1 (2006), p. 10.</p>  <p>Figure 3-2. Moxi Media Center User Guide, software version 4.1 (2006), p. 10.</p>
<p>5. A method as defined in claim 1, wherein the step of selecting a portion of the guide information further comprises the step of identifying at least one channel in the programming content to</p>	<p><u>Each Accused Device receives input from the user identifying at least one channel in the programming content to be locked.</u></p> <p>The BMC9012 receives input from the user identifying at least one channel in the programming content to be locked.</p> <p>By way of example, the Moxi Viewer’s Guide provides: “Locking Certain Channels. When you lock a channel, a lock icon appears by</p>

U.S. Patent No. 6,785,901 (’901 Patent)	Accused Devices
<p>be locked.</p>	<p>that channel whenever that channel appears in the Moxi Menu or Flip Bar. Instead of a program title, the word ‘Locked’ appears.” Moxi Viewer’s Guide, ver. 3.0 (2004), p. 38.</p>  <p>Figure 5-1. Moxi Viewer’s Guide, ver. 3.0 (2004), p. 41.</p> <p>By way of example, the Moxi Media Center User Guide provides: “Choose either TV Ratings, Movie Ratings, or Lock by Channel. Each card contains a list of the rating system or a list of channels. Scroll to the format or channel you want to control.” Moxi Media Center User Guide, software version 4.1 (2006), p. 36.</p>  <p>Figure 5-2. Moxi Media Center User Guide, software version 4.1 (2006), p. 37.</p>
<p>6. A method as defined in claim 1, wherein the step of selecting a portion of the guide information further comprises the step of identifying at least one rating.</p>	<p><u>Each Accused Device receives input from the user identifying at least one rating.</u></p> <p>The BMC9012 receives input from the user identifying at least one rating to be locked.</p> <p>By way of example, the Moxi Viewer’s Guide provides: “Parental Controls allow you to lock content based on movie ratings set by</p>

U.S. Patent No. 6,785,901 (’901 Patent)	Accused Devices
	<p>the Motion Picture Association of America (MPAA) and TV ratings set by the TV Parental Guidelines Monitoring Board. When you lock a rating, Moxi also locks all levels above the one you choose.” Moxi Viewer’s Guide, ver. 3.0 (2004), p. 39.</p>  <p>Figure 6-1. Moxi Viewer’s Guide, ver. 3.0 (2004), p. 39.</p> <p>By way of example, the Moxi Media Center User Guide provides: “Locking channels or programs by rating: ... Choose either TV Ratings, Movie Ratings or Lock by Channel.... When you lock a rating, all ratings for more mature audiences are also locked. For example, lock TVPG and TV14 and TVMA are also locked.” Moxi Media Center User Guide, software version 4.1 (2006), p. 36.</p>  <p>Figure 6-2. Moxi Media Center User Guide, software version 4.1 (2006), p. 36.</p>
8. A method as defined in claim 1, further comprising the step of preventing the locked portion of the	<p><u>Each Accused Device prevents the locked portion of the programming content from being accessed.</u></p> <p>The BMC9012 prevents the locked portion of the programming content from being accessed. The guide data displays the word</p>

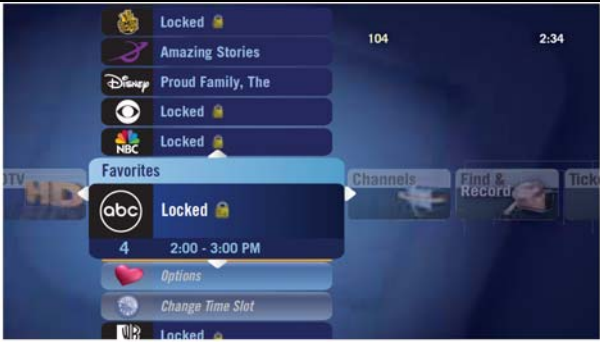
U.S. Patent No. 6,785,901 (’901 Patent)	Accused Devices
programming content from being accessed.	<p>“Locked” and a lock symbol instead of the program title.</p> <p>By way of example, the Moxi Viewer’s Guide provides: “Locking Certain Channels. When you lock a channel, a lock icon appears by that channel whenever that channel appears in the Moxi Menu or Flip Bar. Instead of a program title, the word ‘Locked’ appears.” Moxi Viewer’s Guide, ver. 3.0 (2004), p. 38.</p>  <p>Figure 8-1. Moxi Viewer’s Guide, ver. 3.0 (2004), p. 41.</p> <p>By way of example, the Moxi Media Center User Guide provides: “Choose either TV Ratings, Movie Ratings, or Lock by Channel. Each card contains a list of the rating system or a list of channels. Scroll to the format or channel you want to control.” Moxi Media Center User Guide, software version 4.1 (2006), p. 36.</p>  <p>Figure 8-2. Moxi Media Center User Guide, software version 4.1 (2006), p. 37.</p>
9. A method as defined in claim 1, further comprising the step of preventing a user from	<p><u>Each Accused Device prevents a user from recording the locked portion of the programming content.</u></p> <p>The BMC9012 prevents the locked portion of the programming</p>



U.S. Patent No. 6,785,901 (’901 Patent)	Accused Devices
<p>recording the locked portion of the programming content.</p>	<p>content from being accessed. The record button and other record options are not displayed to the user.</p> <p>By way of example, the Moxi Viewer’s Guide provides an illustration of the guide data that is displayed on the user’s television when one or more portions of the programming content are locked. The record button is not displayed to the user.</p>  <p>Figure 9-1. Moxi Viewer’s Guide, ver. 3.0 (2004), p. 41.</p> <p>By way of example, the Moxi Media Center User Guide provides an illustration of the guide data that is displayed on the user’s television when one or more portions of the programming content are locked. The record button is not displayed to the user.</p>  <p>Figure 9-2. Moxi Media Center User Guide, software version 4.1 (2006), p. 37.</p>
<p>11. A method as defined in claim 1, further comprising the steps of: temporarily disabling the</p>	<p><u>Each Accused Device temporarily disables the lock on the locked portion of the programming content until occurrence of an event.</u></p>

U.S. Patent No. 6,785,901 ('901 Patent)	Accused Devices
<p>lock on the locked portion of the programming content until an occurrence of an event; and</p>	<p>The BMC9012 allows the user to temporarily disable the lock on the locked portion of the programming content until occurrence of an event, such as the expiration of a period of time.</p> <p>By way of example, the Moxi Viewer's Guide provides: "When you unlock a show, you turn off all parental controls for the four-hour period – not just for that show. To turn them back on sooner, go to Parental Controls, press OK, enter your PIN, and then select On." Moxi Viewer's Guide, version 3.0 (2004), p. 41.</p> <p>By way of example, the Moxi Media Center User Guide provides: "Turning off parental controls</p> <ol style="list-style-type: none"> 1. Press OK on any locked program. 2. Enter your PIN to unlock all programming temporarily or choose more options to only unlock the current channel. ... <p>Setting the unlock timer</p> <p>While configuring parental controls, you can specify how long to leave parental controls unlocked.</p> <ol style="list-style-type: none"> 1. In the Settings category, scroll to the Parental Controls card, and then press OK. 2. Choose settings. 3. Scroll left to the Set Relock Timer card, and then press OK. 4. Enter your PIN, if prompted. 5. Choose the unlock duration of between one and six hours (see figure 37). This option appears anytime you unlock parental controls." Moxi Media Center User Guide, software version 4.1 (2006), p. 37.  <p>Figure 11-1. Moxi Media Center User Guide, software version 4.1 (2006), p. 38.</p>
<p>re-enabling the lock on the locked portion of the programming content upon the occurrence of the</p>	<p><u>Each Accused Device re-enables the lock on the locked portion of the programming content upon the occurrence of the event.</u></p> <p>The BMC9012 re-enables the lock on the locked portion of the</p>

U.S. Patent No. 6,785,901 (’901 Patent)	Accused Devices
event.	<p>programming content upon the occurrence of the event. When the four-hour period or the user-selected unlock duration expires, the parental control settings are re-engaged.</p> <p>By way of example, the Moxi Viewer’s Guide provides: “When you unlock a show, you turn off all parental controls for the four-hour period – not just for that show. To turn them back on sooner, go to Parental Controls, press OK, enter your PIN, and then select On.” Moxi Viewer’s Guide, version 3.0 (2004), p. 41.</p> <p>By way of example, the Moxi Media Center User Guide provides: “While configuring parental controls, you can specify how long to leave parental controls unlocked.” Moxi Media Center User Guide, software version 4.1 (2006), p. 37.</p> <div data-bbox="766 863 1224 1043" data-label="Image"> <p>The image is a screenshot of a software interface. At the top, there is a blue header bar with the word 'Settings' in white. Below this, there is a dark blue rectangular area. On the left side of this area is a green circular icon with a white play button symbol. To the right of the icon, the text 'Parental Controls: Temporarily Off' is displayed in white. Below this text, in a smaller yellow font, it says 'Will relock at 8:33 PM'.</p> </div> <p>Figure 11-2. Moxi Media Center User Guide, software version 4.1 (2006), p. 38.</p>
22. A method as defined in claim 1, further comprising the steps of: receiving input from the user identifying a portion of the programming content,	<p><u>Each Accused Device receives input from the user identifying a portion of the programming content.</u></p> <p>The BMC9012 receives input from the user identifying a portion of the programming content. The user can identify the portion of the programming content by selecting the channels category on the horizontal band and scrolling vertically through the list of channels.</p> <p>By way of example, the Moxi Viewer’s Guide provides:</p> <p>“The Moxi Menu puts all your entertaining options into horizontal and vertical bands that loop around so you never get lost. The horizontal band contains the main categories of Channels (live TV) and Recorded TV, plus exciting Moxi features such as Ticker, Games, and More.” Moxi Viewer’s Guide, version 3.0 (2004), p. 5.</p> <p>“Checking Channels. The Channels category provides the quickest way to see what’s on now and what’s on next. ... To view the Channels category: Press the MOXI button on the remote to bring up the Moxi Menu. To see what’s on now: Press the up or down arrow buttons to scroll</p>

U.S. Patent No. 6,785,901 (’901 Patent)	Accused Devices
	<p>through the vertical list.” Moxi Viewer’s Guide, version 3.0 (2004), p. 9.</p> <p>By way of example, the Moxi Media Center User Guide provides:</p> <p>“Navigating the Moxi Menu. The Moxi Menu works by filtering TV programs and features into categories such as Channels, Movies, Sports, Kids, and more. These category cards appear in the horizontal band. The vertical band contains the list of choices for that category.” Moxi Media Center User Guide, software version 4.1 (2006), p. 10.</p>
<p>wherein the portion of the programming content is locked, and</p>	<p><u>Each Accused Device allows a portion of the programming content to be locked.</u></p> <p>The BMC9012 allows a portion of the programming content to be locked.</p> <p>By way of example, the Moxi Viewer’s Guide provides an illustration of the guide data that is displayed on the user’s television when a portion of the programming content is locked.</p> <div data-bbox="703 1087 1291 1528" data-label="Image"> </div> <p>Figure 22-1. Moxi Viewer’s Guide, ver. 3.0 (2004), p. 41.</p> <p>By way of example, the Moxi Media Center User Guide provides an illustration of the guide data that is displayed on the user’s television when a portion of the programming content is locked.</p>

U.S. Patent No. 6,785,901 (’901 Patent)	Accused Devices
	 <p>Figure 22-2. Moxi Media Center User Guide, software version 4.1 (2006), p. 37.</p>
<p>wherein the lock associated with the portion of the programming content is one of a channel lock and a rating lock;</p>	<p><u>Each Accused Device allows the lock associated with the portion of the programming content to be one of a channel lock and a rating lock.</u></p> <p>The BMC9012 allows the user to lock the portion of the programming content using a channel lock or a rating lock.</p> <p>By way of example, the Moxi Viewer’s Guide provides for locking based on channels or ratings:</p> <p>“Locking Certain Channels. When you lock a channel, a lock icon appears by the channel whenever that channel appears in the Moxi Menu or Flip Bar. Instead of the program title, the word ‘Locked’ appears.” Moxi Viewer’s Guide, ver. 3.0 (2004), p. 38.</p> <p>“Parental Controls allow you to lock content based on movie ratings set by the Motion Picture Association of America (MPAA) and TV ratings set by the TV Parental Guidelines Monitoring Board. When you lock a rating, Moxi also locks all levels above the one you choose.” Moxi Viewer’s Guide, ver. 3.0 (2004), p. 39.</p>


U.S. Patent No. 6,785,901 (’901 Patent)	Accused Devices
	 <p>Figure 22-3. Moxi Viewer’s Guide, ver. 3.0 (2004), p. 39.</p> <p>By way of example, the Moxi Media Center User Guide provides for locking based on channels or rating: “Locking channels or programs by rating: ... Choose either TV Ratings, Movie Ratings or Lock by Channel.... When you lock a rating, all ratings for more mature audiences are also locked. For example, lock TVPG and TV14 and TVMA are also locked.” Moxi Media Center User Guide, software version 4.1 (2006), p. 36.</p>  <p>Figure 22-4. Moxi Media Center User Guide, software version 4.1 (2006), p. 36.</p>
<p>unlocking a channel of the portion of the programming content if the lock is the channel lock; unlocking a program of the portion of the programming content if the lock is the rating lock; and</p>	<p><u>Each Accused Device unlocks a channel of the portion of the programming content if the lock is the channel lock and unlocks a program of the portion of the programming content if the lock is rating lock.</u></p> <p>The BMC9012 allows the user to unlock a channel if the channel is locked, and to unlock a program if the lock is a rating lock.</p> <p>By way of example, the Moxi Viewer’s Guide provides: “When</p>

U.S. Patent No. 6,785,901 (’901 Patent)	Accused Devices
	<p>you unlock a show, you turn off all parental controls for the four-hour period – not just for that show.” Moxi Viewer’s Guide, version 3.0 (2004), p. 41.</p> <p>By way of example, the Moxi Media Center User Guide provides: “Turning off parental controls 1. Press OK on any locked program. 2. Enter your PIN to unlock all programming temporarily or choose more options to only unlock the current channel.” Moxi Media Center User Guide, software version 4.1 (2006), p. 37.</p>
<p>enabling the lock upon an occurrence of an event.</p>	<p><u>Each Accused Device re-enables the lock on the locked portion of the programming content upon the occurrence of the event.</u></p> <p>The BMC9012 re-enables the lock on the locked portion of the programming content upon the occurrence of the event. When the four-hour period or the user-selected unlock duration expires, the parental control settings are re-engaged.</p> <p>By way of example, the Moxi Viewer’s Guide provides: “When you unlock a show, you turn off all parental controls for the four-hour period – not just for that show. To turn them back on sooner, go to Parental Controls, press OK, enter your PIN, and then select On.” Moxi Viewer’s Guide, version 3.0 (2004), p. 41.</p> <p>By way of example, the Moxi Media Center User Guide provides: “While configuring parental controls, you can specify how long to leave parental controls unlocked.” Moxi Media Center User Guide, software version 4.1 (2006), p. 37.</p> <div data-bbox="766 1377 1224 1556" data-label="Image"> <p>The image is a screenshot of a software interface. At the top, there is a blue header bar with the word 'Settings' in white. Below this, there is a dark blue rectangular area. On the left side of this area is a green circular icon with a white 'P' inside. To the right of the icon, the text 'Parental Controls:' is displayed in white, followed by 'Temporarily Off' in a lighter blue color. At the bottom of this dark blue area, the text 'Will relock at 8:33 PM' is shown in yellow.</p> </div> <p>Figure 22-5. Moxi Media Center User Guide, software version 4.1 (2006), p. 38.</p>
<p>23. A method as defined in claim 22, wherein the step of unlocking a channel further comprises the step of unlocking all programs within the channel.</p>	<p><u>Each Accused Device unlocks all programs within the channel.</u></p> <p>The BMC9012 allows the user to unlock all programs within a channel if the channel is locked.</p> <p>By way of example, the Moxi Viewer’s Guide provides: “When you unlock a show, you turn off all parental controls for the four-</p>



U.S. Patent No. 6,785,901 (’901 Patent)	Accused Devices
	<p>hour period – not just for that show.” Moxi Viewer’s Guide, version 3.0 (2004), p. 41.</p> <p>By way of example, the Moxi Media Center User Guide provides: “Turning off parental controls 1. Press OK on any locked program. 2. Enter your PIN to unlock all programming temporarily or choose more options to only unlock the current channel.” Moxi Media Center User Guide, software version 4.1 (2006), p. 37.</p>
<p>25. A method as defined in claim 22, wherein the step of enabling the lock occurs automatically.</p>	<p><u>Each Accused Device enables the lock automatically.</u></p> <p>The BMC9012 enables the lock automatically, upon expiration of the four-hour period or the user-selected unlock duration.</p> <p>By way of example, the Moxi Viewer’s Guide provides: “When you unlock a show, you turn off all parental controls for the four-hour period – not just for that show.” Moxi Viewer’s Guide, version 3.0 (2004), p. 41.</p> <p>By way of example, the Moxi Media Center User Guide provides: “While configuring parental controls, you can specify how long to leave parental controls unlocked.” Moxi Media Center User Guide, software version 4.1 (2006), p. 37.</p> <div data-bbox="764 1192 1224 1373" data-label="Image"> <p>The image is a screenshot of a graphical user interface for a set-top box. It shows a 'Settings' menu with a green circular icon containing a white 'P' for parental controls. To the right of the icon, the text reads 'Parental Controls: Temporarily Off' in white on a dark blue background. Below this, in yellow text, it says 'Will relock at 8:33 PM'.</p> </div> <p>Figure 25-1. Moxi Media Center User Guide, software version 4.1 (2006), p. 38.</p>
<p>27. For a set top box having a graphical user interface including a display, a computer program product comprising one or more computer readable media carrying computer executable instructions that implement a method of controlling access by a user to programming</p>	<p><u>Each Accused Device is a set top box having a graphical user interface and includes a computer program product with one or more computer readable media carrying computer executable instructions that implement a method of controlling access by a user to programming content.</u></p> <p>By way of example, Figure 27-1 shows the Motorola device branded as BMC9012.</p>

U.S. Patent No. 6,785,901 (’901 Patent)	Accused Devices
content, the method comprising steps of:	<div data-bbox="696 323 1292 512" data-label="Image"> </div> <p data-bbox="560 527 1425 596">Figure 27-1. User Guide BMC9012 BMC9022D Broadband Media Center (2004), cover page.</p> <p data-bbox="560 636 1377 743">This device is a set-top box. (<i>See</i> http://broadband.motorola.com/consumers/products/BMC9012/downloads/BMC9012_User_Guide.pdf)</p> <p data-bbox="560 783 1377 890">The BMC9012 has computer readable media carrying computer executable instructions to implement a method for controlling access by a user to programming content.</p> <p data-bbox="560 930 1430 1184"><i>See, e.g.,</i> “The Motorola Broadband Media Center (BMC) family of products delivers digital video and audio, plus a whole new experience in interactive cable television. ... This guide introduces you to the features and setup of your BMC. Refer to the <i>Moxi Viewer’s Guide</i> to learn more about operating the BMC and some of the advanced features these models provide.” User Guide BMC9012 BMC9022D Broadband Media Center (2004), p. 2.</p> <p data-bbox="560 1224 1414 1436">“The Moxi remote allows you to access, control, and enjoy the many features of your Media Center. You can also use this remote as the primary remote for many brands of TVs and audio devices. Instructions in this chapter show you how. Refer to the <i>Moxi Viewer’s Guide</i> for explanations of the buttons.” User Guide, BMC9012, BMC9022D Broadband Media Center (2004), p. 13.</p> <p data-bbox="560 1476 1360 1625">The BMC9012 provides Parental Control settings. (<i>See</i> http://broadband.motorola.com/consumers/products/bmc9012/downloads/Moxi_ViewersGuide.pdf and http://www.moxi.com/us/support/MC1/userguide_cable_4-1.pdf)</p> <p data-bbox="560 1665 1398 1845">By way of example, the Moxi Viewer’s Guide provides: “When you first install Moxi, Parental Controls are turned off. They turn on automatically as soon as you add or change a Parental Control setting. You can turn them off manually either temporarily or indefinitely.” Moxi Viewer’s Guide, version 3.0 (2004), p. 36.</p>

U.S. Patent No. 6,785,901 (’901 Patent)	Accused Devices
	<p>By way of example, the Moxi Media Center User Guide provides: “The parental control functions provided by the media center are robust. By setting a four-digit personal identification number (PIN), you can lock programming by rating or channel.” Moxi Media Center User Guide, software version 4.1 (2006), p. 35.</p>
<p>displaying guide data on the display to the user, wherein the guide data describes the programming content;</p>	<p><u>Each Accused Device includes a computer program product with one or more computer readable media carrying computer executable instructions to display guide data on the display to the user; the guide data describes the programming content.</u></p> <p>The BMC9012 has computer readable media carrying computer executable instructions to display guide data on the display to the user. The guide data describes the programming content and includes program title, program start time, program end time, channel, and rating.</p> <p>By way of example, the Moxi Viewer’s Guide provides an illustration of the guide data that is displayed on the user’s television. The guide data describes the programming content, such as program title, program start time, program end time and channel. Moxi Viewer’s Guide, version 3.0 (2004), p. 9.</p> <div data-bbox="699 1136 1289 1577" data-label="Image"> <p>The image is a screenshot of a television screen displaying a program guide. On the left, there is a vertical list of program thumbnails with titles: 'The English Patient', 'As Time Goes By', 'Material Witness', 'The Amazing Race', 'Dr. Phil', 'Father of the Pride', 'Dinosaur', 'Candid Camera', and 'NW News Tonight'. The 'Father of the Pride' entry is highlighted. To the right of this list, a larger window shows a detailed view of the selected program, 'Father of the Pride'. It includes a photo of a woman, the date 'THU, 8/19', and the time '8:30 PM'. Below this, it lists other programs for the same time slot: '8:30 Scrubs', '9:00 Hawaii', and '10:00 Crossing Jordan'. A description for 'Father of the Pride' is also visible: '(2004) J.D. tries to smooth over his relationship with Elliot after their breakup, but they continue to...'.</p> </div> <p>Figure 27-2. Moxi Viewer’s Guide, version 3.0 (2004), p. 9.</p> <p>By way of example, the Moxi Media Center User Guide provides an illustration of the guide data that is displayed on the user’s television. The guide data describes the programming content, such as program title, program start time, program end time, channel, and rating. Moxi Media Center User Guide, software version 4.1 (2006), p. 10.</p>

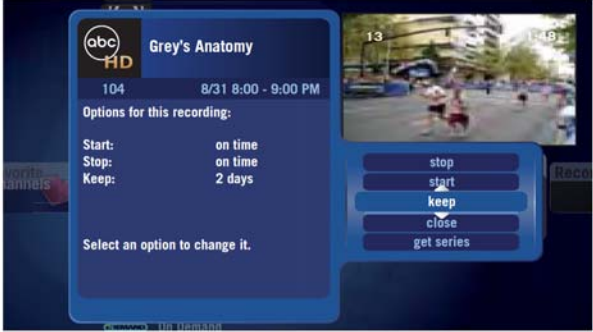
U.S. Patent No. 6,785,901 (’901 Patent)	Accused Devices
	 <p>Figure 27-3. Moxi Media Center User Guide, software version 4.1 (2006), p. 10.</p>
<p>receiving input from the user identifying one or more portions of the programming content to be recorded;</p>	<p><u>Each Accused Device includes a computer program product with one or more computer readable media carrying computer executable instructions to receive input from the user identifying one or more portions of the programming content to be recorded.</u></p> <p>The BMC9012 has computer readable media carrying computer executable instructions to receive input from the user identifying one or more portions of the programming content to be recorded. The user can identify the portion of the programming content to be recorded by selecting the channels category on the horizontal band and scrolling vertically through the list of channels.</p> <p>By way of example, the Moxi Viewer’s Guide provides:</p> <p>“The Moxi Menu puts all your entertaining options into horizontal and vertical bands that loop around so you never get lost. The horizontal band contains the main categories of Channels (live TV) and Recorded TV, plus exciting Moxi features such as Ticker, Games, and More.” Moxi Viewer’s Guide, version 3.0 (2004), p. 5.</p> <p>“Checking Channels. The Channels category provides the quickest way to see what’s on now and what’s on next. ... To view the Channels category: Press the MOXI button on the remote to bring up the Moxi Menu. To see what’s on now: Press the up or down arrow buttons to scroll through the vertical list.” Moxi Viewer’s Guide, version 3.0 (2004), p. 9.</p> <p>“Getting to Know the Digital Video Recorder (DVR). Moxi makes it more enjoyable to watch live or recorded TV. Using the Moxi</p>

U.S. Patent No. 6,785,901 (’901 Patent)	Accused Devices
	<p>remote, you can pause, rewind, fast-forward, and replay the action. You can also record and store up to 50 hours of programs. You can record two shows at the same time or record one show while you watch another.” Moxi Viewer’s Guide, version 3.0 (2004), p. 16.</p> <p>By way of example, the Moxi Media Center User Guide provides:</p> <p>“Navigating the Moxi Menu. The Moxi Menu works by filtering TV programs and features into categories such as Channels, Movies, Sports, Kids, and more. These category cards appear in the horizontal band. The vertical band contains the list of choices for that category.” Moxi Media Center User Guide, software version 4.1 (2006), p. 10.</p> <p>“Recording shows. To schedule a recording, highlight it in the Moxi Menu, and then press the rec button (or simply press rec if you are already watching the show). Alternatively, press OK, and then choose one of the following recording options: Record once ... Record series ... See all times” Moxi Media Center User Guide, software version 4.1 (2006), p. 15.</p>
<p>determining if the one or more portions of the programming content identified by the user are locked; and</p>	<p><u>Each Accused Device includes a computer program product with one or more computer readable media carrying computer executable instructions to determine if one or more portions of the programming content identified by the user are locked.</u></p> <p>The BMC9012 has computer readable media carrying computer executable instructions to determine if the one or more portions of the programming content identified by the user are locked.</p> <p>By way of example, the Moxi Viewer’s Guide provides for locking based on channels or ratings:</p> <p>“Locking Certain Channels. When you lock a channel, a lock icon appears by the channel whenever that channel appears in the Moxi Menu or Flip Bar. Instead of the program title, the word ‘Locked’ appears.” Moxi Viewer’s Guide, ver. 3.0 (2004), p. 38.</p> <p>“Parental Controls allow you to lock content based on movie ratings set by the Motion Picture Association of America (MPAA) and TV ratings set by the TV Parental Guidelines Monitoring Board. When you lock a rating, Moxi also locks all levels above the one you choose.” Moxi Viewer’s Guide, ver. 3.0 (2004), p. 39.</p>

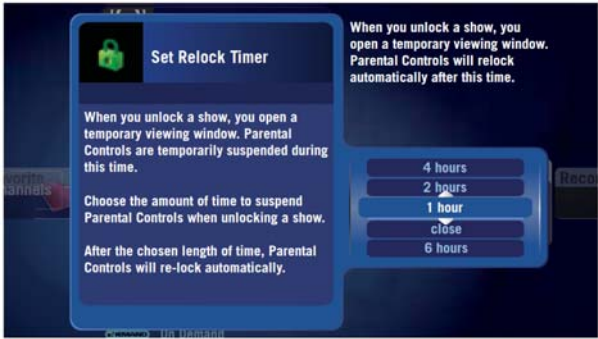
U.S. Patent No. 6,785,901 (’901 Patent)	Accused Devices
	 <p>Figure 27-4. Moxi Viewer’s Guide, ver. 3.0 (2004), p. 39.</p> <p>By way of example, the Moxi Media Center User Guide provides for locking based on channels or rating: “Locking channels or programs by rating: ... Choose either TV Ratings, Movie Ratings or Lock by Channel.... When you lock a rating, all ratings for more mature audiences are also locked. For example, lock TVPG and TV14 and TVMA are also locked.” Moxi Media Center User Guide, software version 4.1 (2006), p. 36.</p>  <p>Figure 27-5. Moxi Media Center User Guide, software version 4.1 (2006), p. 36.</p>

U.S. Patent No. 6,785,901 (’901 Patent)	Accused Devices
<p>refraining from displaying a record button on the display to the user if the one or more portions of the programming content are locked.</p>	<p><u>Each Accused Device includes a computer program product with one or more computer readable media carrying computer executable instructions to refrain from displaying a record button on the display to the user if the one or more portions of the programming content are locked.</u></p> <p>The BMC9012 has computer readable media carrying computer executable instructions to refrain from displaying a record button on the display to the user if the one or more portions of the programming content are locked.</p> <p>By way of example, the Moxi Viewer’s Guide provides an illustration of the guide data that is displayed on the user’s television when one or more portions of the programming content are locked. The record button is not displayed to the user.</p> <div data-bbox="703 903 1291 1344" data-label="Image"> <p>The image is a screenshot of a television screen displaying the Moxi Viewer's Guide. The interface has a dark blue background. On the left, there is a vertical list of channels. Each channel entry includes a logo, a name, and a 'Locked' status with a padlock icon. The channels listed are: WB (Locked), This Old House Hour, Discovery (Locked), Dr. Phil, and a 'Channels' section which includes NBC 5 (Locked, 8:00 - 8:30 PM), abc (Locked), and PAX (Locked). At the bottom of the list is 'NW News Tonight'. On the right side of the screen, there is a large rectangular area showing a sunset scene with a sailboat. Above this scene, the number '34' and the time '8:12' are displayed. Below the scene, there are buttons for 'Recorded TV', 'Find & Record', and 'On Demand'. The 'moxi by digeo' logo is visible in the bottom right corner.</p> </div> <p>Figure 27-6. Moxi Viewer’s Guide, ver. 3.0 (2004), p. 41.</p> <p>By way of example, the Moxi Media Center User Guide provides an illustration of the guide data that is displayed on the user’s television when one or more portions of the programming content are locked. The record button is not displayed to the user.</p>

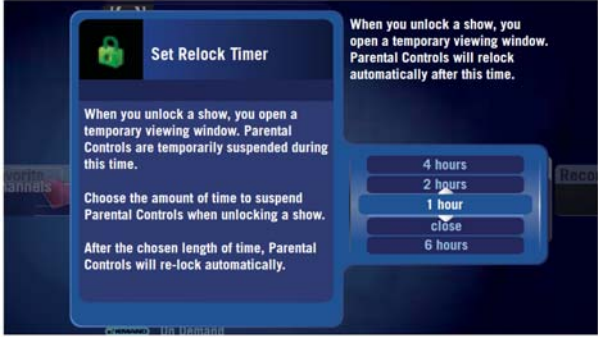
U.S. Patent No. 6,785,901 (’901 Patent)	Accused Devices
	<div data-bbox="696 310 1292 646" data-label="Image"> </div> <p data-bbox="560 653 1416 724">Figure 27-7. Moxi Media Center User Guide, software version 4.1 (2006), p. 37.</p> <p data-bbox="560 762 1338 833">In contrast, when the programming content is not locked, the BMC9012 displays record options to the user.</p> <p data-bbox="560 871 1395 1016">By way of example, the Moxi Viewer’s Guide provides: “Moxi makes recording your favorite shows and series easy. Just select the ones you want to record and Moxi records them when they’re broadcast.” Moxi Viewer’s Guide, ver. 3.0 (2004), p. 19.</p> <div data-bbox="693 1056 1292 1505" data-label="Image"> </div> <p data-bbox="560 1526 1308 1560">Figure 27-8. Moxi Viewer’s Guide, ver. 3.0 (2004), p. 19.</p> <p data-bbox="560 1600 1406 1854">By way of example, the Moxi Media Center User Guide provides: “Recording shows. To schedule a recording, highlight it in the Moxi Menu, and then press the rec button (or simply press rec if you are already watching the show). Alternatively, press OK, and then choose one of the following recording options: Record once ... Record series ... See all times” Moxi Media Center User Guide, software version 4.1 (2006), p. 15.</p>

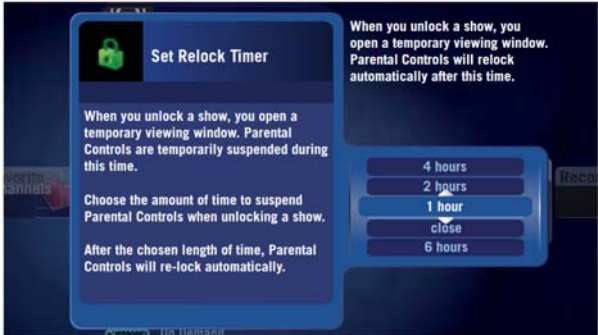

U.S. Patent No. 6,785,901 (’901 Patent)	Accused Devices
	 <p>Figure 27-9. Moxi Media Center User Guide, software version 4.1 (2006), p. 16.</p>
<p>28. A computer program product as defined in claim 27, the method further comprising steps of: tuning, at the set top box, to a program of a channel;</p>	<p><u>Each Accused Device includes a computer program product with one or more computer readable media carrying computer executable instructions to tune, at the set top box, to a program of a channel.</u></p> <p>The BMC9012 has computer readable media carrying computer executing instructions to tune, at the set top box, to a program of a channel.</p> <p>By way of example, the Moxi Viewer’s Guide provides:</p> <p>“The Moxi Menu puts all your entertaining options into horizontal and vertical bands that loop around so you never get lost. The horizontal band contains the main categories of Channels (live TV) and Recorded TV, plus exciting Moxi features such as Ticker, Games, and More.” Moxi Viewer’s Guide, version 3.0 (2004), p. 5.</p> <p>“Checking Channels. The Channels category provides the quickest way to see what’s on now and what’s on next. ... To view the Channels category: Press the MOXI button on the remote to bring up the Moxi Menu. To see what’s on now: Press the up or down arrow buttons to scroll through the vertical list.” Moxi Viewer’s Guide, version 3.0 (2004), p. 9.</p> <p>By way of example, the Moxi Media Center User Guide provides:</p> <p>“Navigating the Moxi Menu. The Moxi Menu works by filtering TV programs and features into categories such as Channels, Movies, Sports, Kids, and more. These category cards appear in the horizontal band. The vertical band contains the list of choices for</p>

U.S. Patent No. 6,785,901 (’901 Patent)	Accused Devices
	that category.” Moxi Media Center User Guide, software version 4.1 (2006), p. 10.
if the channel is locked by the lock; determining if the user is authorized to unlock the lock; and	<p><u>Each Accused Device includes a computer program product with one or more computer readable media carrying computer executable instructions that, if the channel is locked by the lock, determine if the user is authorized to unlock the lock.</u></p> <p>The BMC9012 has computer readable media carrying computer executable instructions that, if the channel is locked by the lock, determines if the user is authorized to unlock the lock. The BMC9012 determines if the user is authorized by prompting the user to enter the PIN.</p> <p>By way of example, the Moxi Viewer’s Guide provides: “In the Moxi Menu, locked shows and channels are listed as Locked. When you tune to a locked show or channel, Moxi displays a black screen and the Flip Bar, and prompts you to enter your PIN to watch the show.” Moxi Viewer’s Guide, version 3.0 (2004), p. 41.</p> <p>By way of example, the Moxi Media Center User Guide provides: “Turning off parental controls</p> <ol style="list-style-type: none"> 1. Press OK on any locked program. 2. Enter your PIN to unlock all programming temporarily or choose more options to only unlock the current channel.” Moxi Media Center User Guide, software version 4.1 (2006), p. 37.
unlocking the channel until an occurrence of an event; and	<p><u>Each Accused Device includes a computer program product with one or more computer readable media carrying computer executable instructions to unlock the channel until an occurrence of an event.</u></p> <p>The BMC9012 has computer readable media carrying computer executable instructions to unlock the channel until occurrence of an event, such as the expiration of a period of time.</p> <p>By way of example, the Moxi Viewer’s Guide provides: “When you unlock a show, you turn off all parental controls for the four-hour period – not just for that show. To turn them back on sooner, go to Parental Controls, press OK, enter your PIN, and then select On.” Moxi Viewer’s Guide, version 3.0 (2004), p. 41.</p> <p>By way of example, the Moxi Media Center User Guide provides: “Turning off parental controls</p> <ol style="list-style-type: none"> 1. Press OK on any locked program.



U.S. Patent No. 6,785,901 (’901 Patent)	Accused Devices
	<p>2. Enter your PIN to unlock all programming temporarily or choose more options to only unlock the current channel. ... Setting the unlock timer While configuring parental controls, you can specify how long to leave parental controls unlocked.</p> <ol style="list-style-type: none"> 1. In the Settings category, scroll to the Parental Controls card, and then press OK. 2. Choose settings. 3. Scroll left to the Set Relock Timer card, and then press OK. 4. Enter your PIN, if prompted. 5. Choose the unlock duration of between one and six hours (see figure 37). This option appears anytime you unlock parental controls.” Moxi Media Center User Guide, software version 4.1 (2006), p. 37.  <p>Figure 28-1. Moxi Media Center User Guide, software version 4.1 (2006), p. 38.</p>
<p>if the program is locked by the lock: determining if the user is authorized to unlock the lock; and</p>	<p><u>Each Accused Device includes a computer program product with one or more computer readable media carrying computer executable instructions that, if the program is locked by the lock, determine if the user is authorized to unlock the lock.</u></p> <p>The BMC9012 has computer readable media carrying computer executable instructions that, if the program is locked by the lock, determines if the user is authorized to unlock the lock. The BMC9012 determines if the user is authorized by prompting the user to enter the PIN.</p> <p>By way of example, the Moxi Viewer’s Guide provides: “In the Moxi Menu, locked shows and channels are listed as Locked. When you tune to a locked show or channel, Moxi displays a black screen and the Flip Bar, and prompts you to enter your PIN to watch the show.” Moxi Viewer’s Guide, version 3.0 (2004), p. 41.</p>


U.S. Patent No. 6,785,901 (’901 Patent)	Accused Devices
	<p>By way of example, the Moxi Media Center User Guide provides: “Turning off parental controls 1. Press OK on any locked program. 2. Enter your PIN to unlock all programming temporarily or choose more options to only unlock the current channel.” Moxi Media Center User Guide, software version 4.1 (2006), p. 37.</p>
unlocking the program until the occurrence of the event.	<p><u>Each Accused Device includes a computer program product with one or more computer readable media carrying computer executable instructions to unlock the program until an occurrence of an event.</u></p> <p>The BMC9012 has computer readable media carrying computer executable instructions to unlock the program until occurrence of an event, such as the expiration of a period of time.</p> <p>By way of example, the Moxi Viewer’s Guide provides: “When you unlock a show, you turn off all parental controls for the four-hour period – not just for that show. To turn them back on sooner, go to Parental Controls, press OK, enter your PIN, and then select On.” Moxi Viewer’s Guide, version 3.0 (2004), p. 41.</p> <p>By way of example, the Moxi Media Center User Guide provides: “Turning off parental controls 1. Press OK on any locked program. 2. Enter your PIN to unlock all programming temporarily or choose more options to only unlock the current channel. ... Setting the unlock timer While configuring parental controls, you can specify how long to leave parental controls unlocked. 1. In the Settings category, scroll to the Parental Controls card, and then press OK. 2. Choose settings. 3. Scroll left to the Set Relock Timer card, and then press OK. 4. Enter your PIN, if prompted. 5. Choose the unlock duration of between one and six hours (see figure 37). This option appears anytime you unlock parental controls.” Moxi Media Center User Guide, software version 4.1 (2006), p. 37.</p>



U.S. Patent No. 6,785,901 (’901 Patent)	Accused Devices
	 <p>Figure 28-2. Moxi Media Center User Guide, software version 4.1 (2006), p. 38.</p>
<p>29. A method as defined in claim 28, wherein the step of unlocking the channel further comprises the step of unlocking each program of the channel until the occurrence of the event.</p>	<p><u>Each Accused Device includes a computer program product with one or more computer readable media carrying computer executable instructions to unlock each program of the channel until the occurrence of the event.</u></p> <p>The BMC9012 has computer readable media carrying computer executable instructions to unlock each of the channel program until occurrence of an event, such as the expiration of a period of time.</p> <p>By way of example, the Moxi Viewer’s Guide provides: “When you unlock a show, you turn off all parental controls for the four-hour period – not just for that show. To turn them back on sooner, go to Parental Controls, press OK, enter your PIN, and then select On.” Moxi Viewer’s Guide, version 3.0 (2004), p. 41.</p> <p>By way of example, the Moxi Media Center User Guide provides: “Turning off parental controls</p> <ol style="list-style-type: none"> 1. Press OK on any locked program. 2. Enter your PIN to unlock all programming temporarily or choose more options to only unlock the current channel. ... <p>Setting the unlock timer</p> <p>While configuring parental controls, you can specify how long to leave parental controls unlocked.</p> <ol style="list-style-type: none"> 1. In the Settings category, scroll to the Parental Controls card, and then press OK. 2. Choose settings. 3. Scroll left to the Set Relock Timer card, and then press OK. 4. Enter your PIN, if prompted. 5. Choose the unlock duration of between one and six hours (see figure 37). This option appears anytime you unlock parental controls.” Moxi Media Center User Guide, software version 4.1 (2006), p. 37.

U.S. Patent No. 6,785,901 (’901 Patent)	Accused Devices
	 <p>Figure 29-1. Moxi Media Center User Guide, software version 4.1 (2006), p. 38.</p>
<p>31. A method as defined in claim 28, further comprising the step or restoring the lock on the channel upon the occurrence of the event.</p>	<p><u>Each Accused Device includes a computer program product with one or more computer readable media carrying computer executable instructions to restore the lock on the channel upon the occurrence of the event.</u></p> <p>The BMC9012 has computer readable media carrying computer executable instructions to restore the lock on the channel upon the occurrence of the event. When the four-hour period or the user-selected unlock duration expires, the parental control settings are restored.</p> <p>By way of example, the Moxi Viewer’s Guide provides: “When you unlock a show, you turn off all parental controls for the four-hour period – not just for that show. To turn them back on sooner, go to Parental Controls, press OK, enter your PIN, and then select On.” Moxi Viewer’s Guide, version 3.0 (2004), p. 41.</p> <p>By way of example, the Moxi Media Center User Guide provides: “While configuring parental controls, you can specify how long to leave parental controls unlocked.” Moxi Media Center User Guide, software version 4.1 (2006), p. 37.</p>  <p>Figure 31-1. Moxi Media Center User Guide, software version 4.1 (2006), p. 38.</p>
<p>33. A computer program product as defined in</p>	<p><u>Each Accused Device includes a computer program product with one or more computer readable media carrying computer</u></p>



U.S. Patent No. 6,785,901 (’901 Patent)	Accused Devices
<p>claim 27, method further comprising steps of: receiving, at the set top box, the guide information describing the programming content;</p>	<p><u>executable instructions to receive, at the set top box, the guide information describing the programming content.</u></p> <p>The BMC9012 has computer readable media carrying computer executable instructions to receive, at the set top box, the guide information describing the programming content. The guide information includes program title, program start time, program end time, channel, and rating.</p> <p>By way of example, the Moxi Viewer’s Guide provides an illustration of guide information that is received by the set top box and displayed on the user’s television. The guide information describes the programming content, such as program title, program start time, program end time, and channel. Moxi Viewer’s Guide, version 3.0 (2004), p. 9.</p> <div data-bbox="699 913 1289 1354" data-label="Image"> <p>The screenshot shows a television screen displaying the Moxi Viewer's Guide. On the left, there is a vertical list of programs: 'The English Patient', 'As Time Goes By', 'Material Witness', 'The Amazing Race', 'Dr. Phil', 'Father of the Pride', 'Dinosaur', 'Candid Camera', and 'NW News Tonight'. The 'Father of the Pride' entry is highlighted, showing it is on channel 5 from 8:00 to 8:30 PM. On the right, a larger window shows a photo of a woman and a detailed program description for 'Father of the Pride' on Thursday, 8/19 PM. The description includes a synopsis: '(2004) J.D. tries to smooth over his relationship with Elliot after their breakup, but they continue to...'. The top right corner of the screen shows the number '34' and the time '8:12'.</p> </div> <p>Figure 33-1. Moxi Viewer’s Guide, version 3.0 (2004), p. 9.</p> <p>By way of example, the Moxi Media Center User Guide provides an illustration of guide information that is received by the set top box and displayed on the user’s television. The guide information describes the programming content, such as program title, program start time, program end time, channel, and rating. Moxi Media Center User Guide, software version 4.1 (2006), p. 10.</p>

U.S. Patent No. 6,785,901 (’901 Patent)	Accused Devices
	 <p>Figure 33-2. Moxi Media Center User Guide, software version 4.1 (2006), p. 10.</p>
<p>receiving input from the user selecting a portion of the guide information; and</p>	<p><u>Each Accused Device includes a computer program product with one or more computer readable media carrying computer executable instructions to receive input from the user selecting a portion of the guide information.</u></p> <p>The BMC9012 has computer readable media carrying computer executable instructions to receive input from the user selecting a portion of the guide information, such as a rating.</p> <p>By way of example, the Moxi Viewer’s Guide provides: “Parental Controls allow you to lock content based on movie ratings set by the Motion Picture Association of America (MPAA) and TV ratings set by the TV Parental Guidelines Monitoring Board. When you lock a rating, Moxi also locks all levels above the one you choose.” Moxi Viewer’s Guide, ver. 3.0 (2004), p. 39.</p>  <p>Figure 33-3. Moxi Viewer’s Guide, ver. 3.0 (2004), p. 39.</p> <p>By way of example, the Moxi Media Center User Guide provides: “Locking channels or programs by rating: ... Choose either TV</p>

U.S. Patent No. 6,785,901 (’901 Patent)	Accused Devices
	<p>Ratings, Movie Ratings or Lock by Channel.... When you lock a rating, all ratings for more mature audiences are also locked. For example, lock TVPG and TV14 and TVMA are also locked.” Moxi Media Center User Guide, software version 4.1 (2006), p. 36.</p>  <p>Figure 33-4. Moxi Media Center User Guide, software version 4.1 (2006), p. 36.</p>
<p>enabling a lock on the portion of the programming content such that the portion of the programming content is locked according to the portion of the guide information selected by the user.</p>	<p><u>Each Accused Device includes a computer program product with one or more computer readable media carrying computer executable instructions to enable a lock on the portion of the programming content such that the portion of the programming content is locked according to the portion of the guide information selected by the user.</u></p> <p>The BMC9012 has computer readable media carrying computer executable instructions to enable a lock on the portion of the programming content such that the portion of the programming content is locked according to the portion of the guide information selected by the user. If, for example, the user selects to lock by rating, the BMC9012 locks programming with the selected rating and above.</p> <p>By way of example, the Moxi Viewer’s Guide provides: “Parental Controls allow you to lock content based on movie ratings set by the Motion Picture Association of America (MPAA) and TV ratings set by the TV Parental Guidelines Monitoring Board. When you lock a rating, Moxi also locks all levels above the one you choose.” Moxi Viewer’s Guide, ver. 3.0 (2004), p. 39.</p>

U.S. Patent No. 6,785,901 (’901 Patent)	Accused Devices
	 <p>Figure 33-5. Moxi Viewer’s Guide, ver. 3.0 (2004), p. 39.</p> <p>By way of example, the Moxi Media Center User Guide provides: “Locking channels or programs by rating: ... Choose either TV Ratings, Movie Ratings or Lock by Channel.... When you lock a rating, all ratings for more mature audiences are also locked. For example, lock TVPG and TV14 and TVMA are also locked.” Moxi Media Center User Guide, software version 4.1 (2006), p. 36.</p>  <p>Figure 33-6. Moxi Media Center User Guide, software version 4.1 (2006), p. 36.</p>
<p>35. A computer program product as defined in claim 27, the method further comprising steps of: receiving input from the user identifying a portion of the programming content,</p>	<p><u>Each Accused Device includes a computer program product with one or more computer readable media carrying computer executable instructions to receive input from the user identifying a portion of the programming content.</u></p> <p>The BMC9012 has computer readable media carrying computer executable instructions to receive input from the user identifying a portion of the programming content. The user can identify the portion of the programming content by selecting the channels category on the horizontal band and scrolling vertically through the</p>

U.S. Patent No. 6,785,901 (’901 Patent)	Accused Devices
	<p>list of channels.</p> <p>By way of example, the Moxi Viewer’s Guide provides:</p> <p>“The Moxi Menu puts all your entertaining options into horizontal and vertical bands that loop around so you never get lost. The horizontal band contains the main categories of Channels (live TV) and Recorded TV, plus exciting Moxi features such as Ticker, Games, and More.” Moxi Viewer’s Guide, version 3.0 (2004), p. 5.</p> <p>“Checking Channels. The Channels category provides the quickest way to see what’s on now and what’s on next. ... To view the Channels category: Press the MOXI button on the remote to bring up the Moxi Menu. To see what’s on now: Press the up or down arrow buttons to scroll through the vertical list.” Moxi Viewer’s Guide, version 3.0 (2004), p. 9.</p> <p>By way of example, the Moxi Media Center User Guide provides:</p> <p>“Navigating the Moxi Menu. The Moxi Menu works by filtering TV programs and features into categories such as Channels, Movies, Sports, Kids, and more. These category cards appear in the horizontal band. The vertical band contains the list of choices for that category.” Moxi Media Center User Guide, software version 4.1 (2006), p. 10.</p>
wherein the portion of the programming content is locked, and	<p><u>Each Accused Device includes a computer program product with one or more computer readable media carrying computer executable instructions to allow a portion of the programming content to be locked.</u></p> <p>The BMC9012 has computer readable media carrying computer executable instructions to allow a portion of the programming content to be locked.</p> <p>By way of example, the Moxi Viewer’s Guide provides an illustration of the guide data that is displayed on the user’s television when a portion of the programming content is locked.</p>

U.S. Patent No. 6,785,901 (’901 Patent)	Accused Devices
	 <p>Figure 35-1. Moxi Viewer's Guide, ver. 3.0 (2004), p. 41.</p> <p>By way of example, the Moxi Media Center User Guide provides an illustration of the guide data that is displayed on the user's television when a portion of the programming content is locked.</p>  <p>Figure 35-2. Moxi Media Center User Guide, software version 4.1 (2006), p. 37.</p>
<p>wherein the lock associated with the portion of the programming content is one of a channel lock and a rating lock;</p>	<p><u>Each Accused Device includes a computer program product with one or more computer readable media carrying computer executable instructions to allow the lock associated with the portion of the programming content to be one of a channel lock and a rating lock.</u></p> <p>The BMC9012 has computer readable media carrying computer executable instructions to allow the user to lock the portion of the programming content using a channel lock or a rating lock.</p> <p>By way of example, the Moxi Viewer's Guide provides for locking based on channels or ratings:</p>

U.S. Patent No. 6,785,901 (’901 Patent)	Accused Devices
	<p>“Locking Certain Channels. When you lock a channel, a lock icon appears by the channel whenever that channel appears in the Moxi Menu or Flip Bar. Instead of the program title, the word ‘Locked’ appears.” Moxi Viewer’s Guide, ver. 3.0 (2004), p. 38.</p> <p>“Parental Controls allow you to lock content based on movie ratings set by the Motion Picture Association of America (MPAA) and TV ratings set by the TV Parental Guidelines Monitoring Board. When you lock a rating, Moxi also locks all levels above the one you choose.” Moxi Viewer’s Guide, ver. 3.0 (2004), p. 39.</p>  <p>Figure 35-3. Moxi Viewer’s Guide, ver. 3.0 (2004), p. 39.</p> <p>By way of example, the Moxi Media Center User Guide provides for locking based on channels or rating: “Locking channels or programs by rating: ... Choose either TV Ratings, Movie Ratings or Lock by Channel.... When you lock a rating, all ratings for more mature audiences are also locked. For example, lock TVPG and TV14 and TVMA are also locked.” Moxi Media Center User Guide, software version 4.1 (2006), p. 36.</p> 

U.S. Patent No. 6,785,901 (’901 Patent)	Accused Devices
<p>unlocking a channel of the portion of the programming content if the lock is the channel lock; unlocking a program of the portion of the programming content if the lock is the rating lock; and.</p>	<p>Figure 35-4. Moxi Media Center User Guide, software version 4.1 (2006), p. 36.</p> <p><u>Each Accused Device includes a computer program product with one or more computer readable media carrying computer executable instructions to unlock a channel of the portion of the programming content if the lock is the channel lock and unlock a program of the portion of the programming content if the lock is rating lock.</u></p> <p>The BMC9012 has computer readable media carrying computer executable instructions to unlock a channel if the channel is locked, and to unlock a program if the lock is a rating lock.</p> <p>By way of example, the Moxi Viewer’s Guide provides: “When you unlock a show, you turn off all parental controls for the four-hour period – not just for that show.” Moxi Viewer’s Guide, version 3.0 (2004), p. 41.</p> <p>By way of example, the Moxi Media Center User Guide provides: “Turning off parental controls</p> <ol style="list-style-type: none"> 1. Press OK on any locked program. 2. Enter your PIN to unlock all programming temporarily or choose more options to only unlock the current channel.” Moxi Media Center User Guide, software version 4.1 (2006), p. 37.
<p>enabling the lock upon an occurrence of an event</p>	<p><u>Each Accused Device includes a computer program product with one or more computer readable media carrying computer executable instructions to enable the lock on the locked portion of the programming content upon the occurrence of an event.</u></p> <p>The BMC9012 has computer readable media carrying computer executable instructions to enable the lock on the locked portion of the programming content upon the occurrence of the event. When the four-hour period or the user-selected unlock duration expires, the parental control settings are enabled.</p> <p>By way of example, the Moxi Viewer’s Guide provides: “When you unlock a show, you turn off all parental controls for the four-hour period – not just for that show. To turn them back on sooner, go to Parental Controls, press OK, enter your PIN, and then select On.” Moxi Viewer’s Guide, version 3.0 (2004), p. 41.</p> <p>By way of example, the Moxi Media Center User Guide provides: “While configuring parental controls, you can specify how long to</p>

U.S. Patent No. 6,785,901 (’901 Patent)	Accused Devices
	<p>leave parental controls unlocked.” Moxi Media Center User Guide, software version 4.1 (2006), p. 37.</p> <div data-bbox="768 426 1224 604" data-label="Image"> </div> <p>Figure 35-5. Moxi Media Center User Guide, software version 4.1 (2006), p. 38.</p>