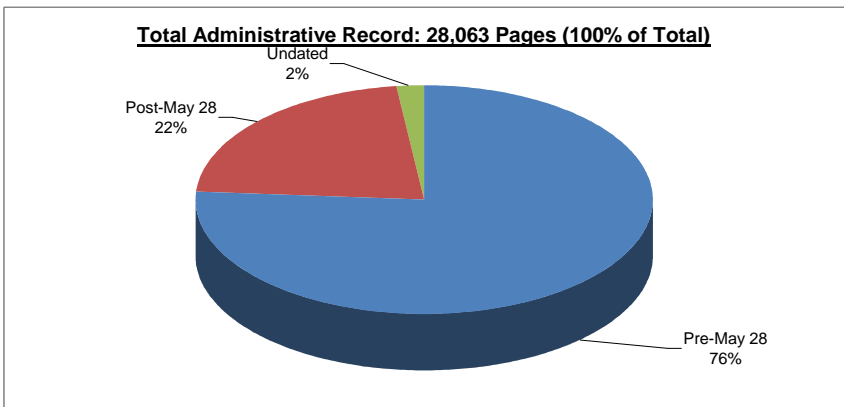
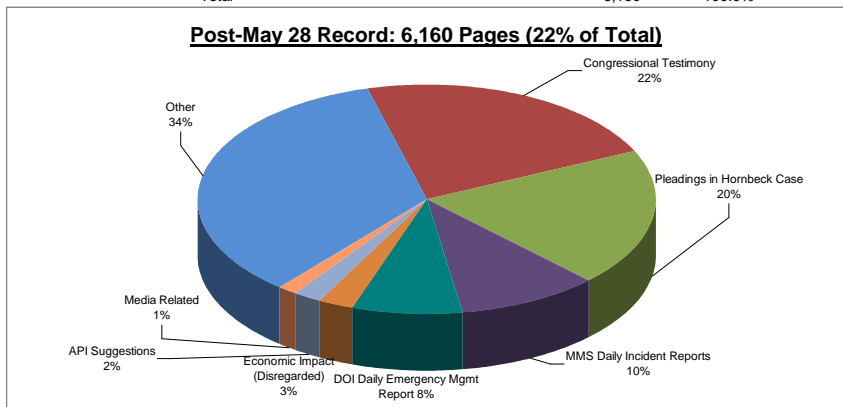


Date Comparison of Documents Listed in the Index of Documents in the July 12 Decision Administrative Record (by date listed in the Index)

	Number of Pages	% of Total
All Documents		
Pre-May 28	21,350	76.1%
Post-May 28	6,160	22.0%
Undated	553	2.0%
Total	28,063	100.0%



	Number of Pages	% of Total
Post-May 28 Documents		
Other	2,137	34.7%
Congressional Testimony	1,369	22.2%
Pleadings in Hornbeck Case	1,207	19.6%
MMS Daily Incident Reports	609	9.9%
DOI Daily Emergency Mgmt Report	475	7.7%
Economic Impact (Disregarded)	155	2.5%
API Suggestions	122	2.0%
Media Related	86	1.4%
Total	6,160	100.0%



Post-May 28 Documents (Excluding Pleadings in Hornbeck Case and Economic Impact Documents)

	Number of Pages	% of Total
Other	2,137	44.5%
Congressional Testimony	1,369	28.5%
MMS Daily Incident Reports	609	12.7%
DOI Daily Emergency Mgmt Report	475	9.9%
API Suggestions	122	2.5%
Media Related	86	1.8%
Total	4,798	100.0%

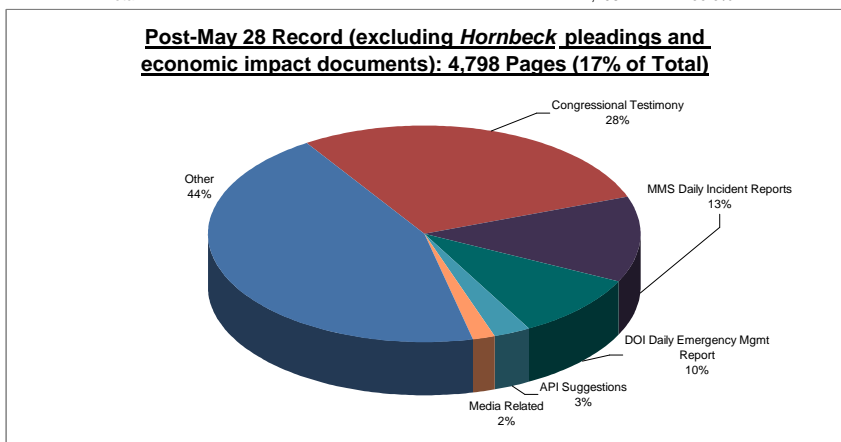


EXHIBIT 2