

EXHIBIT F



UNITED STATES DEPARTMENT OF COMMERCE
Patent and Trademark Office
Address: COMMISSIONER OF PATENTS AND TRADEMARKS
Washington, D.C. 20231

SERIAL NUMBER: 1190811905 FILING DATE: 08/16/84 FIRST NAMED INVENTOR: ATTORNEY PCKET NO.:

PHARMACIA CORPORATION
MURKIN ST. BOSSON
ANN ARBOR, MICHIGAN
48106

EXAMINER: ART UNIT: PAPER NUMBER: 38
DATE MAILED: 08/16/84

This is a communication from the examiner in charge of your application
COMMISSIONER OF PATENTS AND TRADEMARKS

This application has been examined Responsive to communication filed on 08/08/84 + 06/12/84 This action is made final.

A shortened statutory period for response to this action is set to expire 2 month(s) days from the date of this letter
Failure to respond within the period for response will cause the application to become abandoned. 35 U.S.C. 133

Part I THE FOLLOWING ATTACHMENT(S) ARE PART OF THIS ACTION:

- 1. Notice of References Cited by Examiner, PTO-692. 2. Notice of Draftsmen's Patent Drawing Review, PTO-648.
3. Notice of Art Cited by Applicant, PTO-1449. 4. Notice of Internal Patent Application, PTO-152.
5. Information on How to Effect Drawing Changes, PTO-1478. 6. Copy of 3:62- Methods in Yeast Genetics

Part II SUMMARY OF ACTION

- 1. Claims 87-97 are pending in the application. Of the above, claims are withdrawn from consideration.
2. Claims 1-83 have been cancelled.
3. Claims are allowed.
4. Claims are rejected.
5. Claims are objected to.
6. Claims are subject to restriction or election requirement.
7. This application has been filed with normal drawings under 37 C.F.R. 1.85 which are acceptable for examination purposes.
8. Formal drawings are required in response to this Office action.
9. The corrected or substitute drawings have been received on Under 37 C.F.R. 1.84 these drawings are acceptable; not acceptable (see explanation or Notice of Draftsman's Patent Drawing Review, PTO-648).
10. The proposed additional or substitute sheet(s) of drawings, filed on has (have) been approved by the examiner; disapproved by the examiner (see explanation).
11. The proposed drawing correction, filed has been approved; disapproved (see explanation).
12. Acknowledgments made of the claim for priority under 35 U.S.C. 119 The certified copy has been received not been received been filed in parent application, serial no. filed on
13. Since this application appears to be in condition for allowance except for formal matters, prosecution as to the merits is closed in accordance with the practice under Eri parts Quayle, 1895 O.G. 11; 453 O.G. 212.
14. Other Claims 84-86 (A1-2) 03/16/80 were not entered.

445

EXAMINER'S ACTION

PTOL-328 (Rev. 2/83)

AM670156789

AM-1TC 00941456

Serial No. 08:200,874

Art Unit 1305

The amendment filed March 16, 1990 and adding claims 84-86 has not been entered. The amendment filed June 13, 1994 has been entered. Applicant should note that the numbering of claims 84-94 submitted in the amendment filed June 13, 1994 has been changed. Claims 84-94 have been renumbered as claims 87-97 and the claim dependencies have also been changed accordingly. Applicant's attention is directed to 37 CFR § 1.126.

The Information Disclosure Statement filed April 9, 1994 has been received. The following are noted in connection with the Information Disclosure Statement.

- (a) Farber et al (reference C 71) was not considered because the submitted copy is illegible.
- (b) A copy of reference C 217 was not found in the submitted references. However, this reference was readily available to the PTO and was considered. A copy is enclosed with this Office action for applicant's convenience.
- (c) A copy of "Points to consider . . .", reference C 259 could not be found in the references submitted by applicant. This reference is not readily available to the PTO and has not been considered.
- (d) The copy of Texts et al, reference C 313, is illegible and has not been considered.

The disclosure is objected to because of the following informalities.

- (a) In claim 96, "to saussel" should be changed to "to a saussel".
- (b) At page 64, line 30, "recombinent" is a typographical error.
- (c) At page 9, line 20, "(Citations omitted)" is not understood.
- (d) The status of each of the parent applications should be updated.

446

E202874A.TXT

2

08/10/94 12:27

Serial No. 08/292,674

Art Unit 1805

(c) The specification needs a section entitled "Brief Description of the Drawings". The description of the drawings included in the amendment filed October 23, 1987 is inadequate because it does not describe each of the figures. Any amendment to correct this deficiency should point to basis in the application as filed for the amendment.

Appropriate correction is required.

The following is a quotation of the first paragraph of 35 U.S.C. § 112:

The specification shall contain a written description of the invention, and of the manner and process of making and using it, in such full, clear, concise, and exact terms as to enable any person skilled in the art to which it pertains, or with which it is most nearly connected, to make and use the same and shall set forth the best mode contemplated by the inventor of carrying out his invention.

The specification is objected to under 35 U.S.C. § 112, first paragraph, as the specification, as originally filed, does not provide support for the invention as is now claimed. The recitation of "fragment thereof" in claim 89 is new matter.

Claims 89-91 are rejected under 35 U.S.C. § 112, first paragraph, for the reasons set forth in the objection to the specification.

The following is a quotation of the first paragraph of 35 U.S.C. § 112: The specification shall contain a written description of the invention, and of the manner and process of making and using it, in such full, clear, concise, and exact terms as to enable any person skilled in the art to which it pertains, or with which it is most nearly connected, to make and use the same and shall set forth the best mode contemplated by the inventor of carrying out his invention.

Claims 87 and 88-97 are rejected under 35 U.S.C. § 112, second paragraph, as being indefinite for failing to particularly point out and

5292874A.TXT

3

06/18/94 12:57

447

Serial No. 05/202,674

Art Unit 1805

distantly claim the subject matter which applicant regards as the invention. The claims are vague, indefinite, and incomplete.

- (a) Claim 87 is vague and indefinite for reciting "in vivo biological activity". It is not clear whether the claimed material has all or only some of the properties of EPO.
- (b) The recitation of "having glycosylation which differs from that of human urinary erythropoietin" (claim 87) is vague and indefinite because there is no glycosylated standard for human urinary EPO. The record has evidence to it which indicates that the amount of glycosylation of EPO is variable. For example:

- 1) The Strickland declaration (filed 12/5/88) at page 10, lane (1) of the isoelectric focusing gel shows several faint bands for μ -EPO. If μ -EPO were a single species, it would show as only one band. Likewise, at page 14 of the same declaration, in lane 3 the μ -EPO digested with sialidase results in several bands.
- 2) Tskeuchi et al (J. Biol. Chem. 263(8), 3657 (1988)) at page 3660 indicates that variation of glycosylation depends on the level of glycosyltransferases in the cells. This paper also shows levels of glycosylation of EPO vary. Even though the publication date is later than the effective filing date of the application, the information can be used to support the § 112 rejection and reasoning supporting the rejection.

448

E202874A.TXT

4

06/14/98 12:57

Serial No. 08/202,374

A.C. Unit 1005

(3) Chiba et al (Biochem Biophys Res Comm. 47: 1372 (1972)) discloses variations in glycosylation of u-EPO depending on the degree of degradation of the glycoprotein that occurs during collection, extraction, purification, and storage of the u-EPO.

Thus, the amount of glycosylation of EPO is variable and no standard exists in the art to disclose what the glycosylation composition of EPO is. Neither does the instant application fill this void. Therefore, one of skill in the art would not know whether a given sample of EPO infringed the claims. Hence, the claims are vague and indefinite.

- (c) The recitation of "fragment thereof" (Claim 89) is vague and indefinite because no lower limit of fragment size is mentioned.
- (d) Claim 90 is vague, indefinite, and incomplete because there is no antecedent basis for "the signal sequence of human erythropoietin set out in FIG 5". There is no signal sequence identified as such in FIG 5.
- (e) Claims 95 and 96 are vague, indefinite, and incomplete in reciting "effective amount" because the "effect" is not mentioned.
- (f) Claim 97 is vague and indefinite in reciting "enhancing".

Substituting "increasing" for "enhancing" would be sufficient to overcome this part of this rejection.

Claims 89, 91, and 92 are each rejected over either one of the remaining two as being duplicate claims. The protein product is the same whether the exogenous DNA in the host cell is cDNA or genomic DNA.

Serial No. 28/202,374

Art Unit 1825

Claims 87 and 88-97 are rejected under 35 U.S.C. § 112, first paragraph, as the disclosure is enabling only for claims limited to those EPOs shown in the instant application. See M.P.S.F. §§ 706.03(n) and 706.03(z). The instant application does not teach the extraction and purification of EPO from any and all sources. Additionally, the instant application does not give guidance as to which "fragments" of EPO may have any activity. Accordingly, the claims are broader than the enabling disclosure.

Claims 96 and 97 are each rejected over the other as duplicate claims. The intended outcome of the therapy (claim 97) does not change the method of administration (claim 96).

The following is a quotation of the appropriate paragraphs of 35 U.S.C. § 102 that form the basis for the rejections under this section made in this Office action:

A person shall be entitled to a patent unless --

(b) the invention was patented or described in a printed publication in this or a foreign country or in public use or on sale in this country, more than one year prior to the date of application for patent in the United States.

The following is a quotation of 35 U.S.C. § 103 which forms the basis for all obviousness rejections set forth in this Office action:

A patent may not be obtained though the invention is not identically disclosed or described as set forth in section 102 of this title, if the differences between the subject matter sought to be patented and the prior art are such that the subject matter as a whole would have been obvious at the time the invention was made to a person having ordinary skill in the art to which said subject matter pertains. Patentability shall not be negated by the manner in which the invention was made.

Subject matter developed by another person, which qualifies as prior art only under subsection (f) or (g) of section 102 of this title, shall not preclude patentability under this section where the subject matter and the claimed invention were, at the time the invention was made, owned by the same person or subject to an obligation of assignment to the same person.

450

202874A.TXT

4

08/10/94 12:57

Serial No. 08/202,574

Art Unit 1825

Claims 87 and 95-97 are rejected under 35 U.S.C. § 102(b) as being clearly anticipated by Eschbach et al. (Clin. Res. 29(2), 518A (1981)). The reference teaches the administration of a preparation of sheep EPO to nephrectomized sheep to increase hematocrit levels. The claims embrace the EPO preparation of the reference as well as the methods of the reference.

Claims 87-94 are rejected under 35 U.S.C. § 102(b) as anticipated by or, in the alternative, under 35 U.S.C. § 103 as obvious over either one of Sugimoto et al. (U.S. 4,377,513) or Chiba et al. Sugimoto et al fused human kidney tumor cells that produce EPO with human leukemic lymphoblastoid cells (cancer cells) to get hybridoma cells that produce EPO. The idea here was to produce an immortal cell line capable of producing EPO much like one would produce monoclonal antibody producing hybridoma cell lines. After screening the hybridomas for EPO producing clones and isolating an EPO producing clone, Sugimoto et al grew up large amounts of the hybridomas as ascites tumors (in the peritoneal cavity of mice) and recovered preparations of human EPO (h-EPO). There's a good chance that h-EPO is not the same as u-EPO because as Chiba et al reports, degradation (via de-glycosylation) of u-EPO is a problem. Thus, one would reasonably expect the EPO circulating in the blood to be more glycosylated than u-EPO. Additionally, the h-EPO of Sugimoto et al is not 'naturally-occurring' in the sense that some EPO producing cells were excised from the body, cultured to produce EPO, and then the EPO collected. Sugimoto et al made a hybridoma. As Takeuchi et al disclose, the glycosylation can vary depending on the enzymes present in the producing cell. Absent evidence to the contrary, the hybridoma-produced EPO is considered to have a different glycosylation pattern than the original kidney-cell-produced EPO. Thus, the

EP02874A.TXT 7 06/18/94 12:57

451

Serial No. 08/201, 374

Art Unit 1805

claimed EPOs read on the EPO of Sugimoto et al. Applicant asserts (paper no. 15, filed July 12, 1998) that there was no reason to believe that the EPOs were different. This assertion is not convincing. On page 5 of the response, applicant states, "Applicant submits that there is no evidence or reason to believe that erythropoietin produced by a human lymphoblastoid cell line is identical to the glycosylation product produce by a non-human transformed or transfected cell line." This misrepresents the issue. The claims embrace all EPOs that have an average carbohydrate composition that differs from the carbohydrate composition of "naturally-occurring" EPO (whatever that is, see the rejection under 5 112 above). For purposes of this rejection, the average carbohydrate composition of naturally-occurring EPO is taken as that for u-EPO because that is what was measured by applicant (see page 65 of the specification). Thus, the EPO produced by the hybrids of Sugimoto et al does not have to be identical to the EPO produced by any of the specific transformed cells disclosed in the instant application (although it may indeed be, no evidence or reasons are in the record to indicate otherwise). The EPO of Sugimoto et al has merely to have a different average carbohydrate composition than naturally-occurring EPO (i.e. u-EPO) in order to meet the claims. The same can be said for the various EPOs of Chiba et al. Additionally, the burden is on the applicant to provide evidence. If the EPOs differ, then at least one of the EPOs reads on the claimed EPO. Note that the EPOs at issue are the various intermediately degraded u-EPOs which are isolated from urine (Chiba et al) and h-EPO (human EPO) which is produced in the hybridoma cells of Sugimoto et al. Applicant has not carried his burden to show a difference between what exists in the prior art and what is claimed

E202874A.TXT

8

88/18/94 12:57

452

Serial No. 08/200,874

Art Unit 1809

In re Brown, 173 USPQ 685, CCPA 1572). Finally, the term "exogenous" in claim 84 means only that the gene has an origin outside of the host cell. It does not mean that the host cell has to be non-human in this claim. Thus, the claim reads on human EPO produced in human cells.

Claims 95-97 are rejected under 35 U.S.C. § 102(b) as anticipated by or, in the alternative, under 35 U.S.C. § 103 as obvious over Sugimoto et al. Sugimoto et al discloses pharmaceutical preparations of EPO for the administration of EPO to animals. These preparations are embraced by the claims. The discussion in the previous rejection is incorporated here.

Claims 98-99 are rejected under 35 U.S.C. § 102(b) as anticipated by or, in the alternative, under 35 U.S.C. § 103 as obvious over either one of Espada et al (Fed. Proc. 41: 1155 (1962)) or Hayaka et al (J. Biol. Chem. 252: 2008 (1977)). Each of the references discloses the purification of human EPO. Absent evidence to the contrary, the EPO of the references is the same or essentially the same as the EPO of the claims. It is not evident that the process of production defines the product. Since the PTO has no laboratories, the burden is on applicant to show a difference between a claimed product and a product of the prior art (see In re Brown, 173 USPQ 685, CCPA 1572).

Claim 95 is rejected under 35 U.S.C. § 103 as being unpatentable over either one of Sugimoto et al or Cfiba et al as applied to claims 87-94 above, and further in view of applicant's admitted state of the prior art (page 87, line 29 through page 88, line 28). Applicant acknowledges pharmaceutically acceptable carriers, adjuvants, and diluents to be standard. It would be obvious for one of ordinary skill in the art to prepare a pharmaceutically acceptable composition containing the EPO of either one of the primary

453

EE02574A.TXT

9

08/10/94 12:57

Serial No. 08/202,674

Art Unit 1605

references in order to administer the EPO to an animal or human to effect a higher hematocrit.

Claim 85 is rejected under 35 U.S.C. § 103 as being unpatentable over either one of Espada et al (Fed. Proc. 41: 1159 (1982)) or Miyake et al (J. Biol. Chem. 252: 5558 (1977)) as applied to claims 89-94 above, and further in view of applicant's admitted state of the prior art (page 87, line 29 through page 88, line 28). Applicant acknowledges pharmaceutically acceptable carriers, adjuvants, and diluents to be standard. It would be obvious for one of ordinary skill in the art to prepare a pharmaceutically acceptable composition containing the EPO of either one of the primary references in order to administer the EPO to an animal or human to effect a higher hematocrit.

Claims 86 and 87 are rejected under 35 U.S.C. § 103 as being unpatentable over either one of Sugimoto et al or Chiba et al as applied to claims 87-94 above, and further in view of Papayannopoulou et al. Papayannopoulou et al teaches the administration of compositions containing EPO to animals including mammals. The reference further discloses higher hematocrits in animals receiving EPO. It would be obvious for one of ordinary skill in the art to administer the compositions of either one of Sugimoto et al or Chiba et al to animals in the manner of Papayannopoulou et al in order to increase hematocrits in animals as disclosed by Papayannopoulou et al.

Claims 86 and 87 are rejected under 35 U.S.C. § 103 as being unpatentable over either one of Espada et al (Fed. Proc. 41: 1159 (1982)) or Miyake et al (J. Biol. Chem. 252: 5558 (1977)) as applied to claims 89-94 above, and further in view of Papayannopoulou et al. Papayannopoulou et al

454

0202074A.TXT

10

08/10/94 12:57

Serial No. 08/202,874

Art Unit 1805

teaches the administration of compositions containing EPO to animals including mammals. The reference further discloses higher hematocrits in animals receiving EPO. It would be obvious for one of ordinary skill in the art to administer the compositions of either one of Espada et al or Miyake et al to animals in the manner of Papayannopoulou et al in order to increase hematocrits in animals as disclosed by Papayannopoulou et al.

The Group and/or Art Unit location of your application in the PTO has changed. To aid in correlating any papers for this application, all further correspondence regarding this application should be directed to Group Art Unit 1805.

Certain papers related to this application may be submitted to Group 1800 by facsimile transmission. Papers should be faxed to Group 1800 at (703) 305-2014. The faxing of such papers must conform with the rules published in the Official Gazette, 1156 O.G. 61 (November 16, 1993).

Any inquiry concerning this communication should be directed to J. Martinelli at telephone number (703) 303-6296.


JAMES MARTINELLI, PH.D.
SENIOR LEVEL EXAMINER
GROUP 1800

455

082874A.TXT

11

08/18/94 12:57

AM670156799

AM-1TC 00941466

No. 1

SCIENTIFIC LIBRARY

JAN 26 1983

PAT. & T.M. OFFICE

METHODS IN YEAST GENETICS

COURSE INSTRUCTORS

FRED SHERMAN
GERALD R. FINK
JAMES B. HICKS



COLD SPRING HARBOR LABORATORY
COLD SPRING HARBOR, NEW YORK 11724

456

ASSIGN
A.V. 1805
QR J. Martindale
151
S5
1982

All rights reserved.

No material may be reproduced from this manual without the express consent of the publisher, Cold Spring Harbor Laboratory.

This 1982 edition was revised by Fred Sherman, Gerald R. Finc, and James B. Ficks. Contributors to earlier editions include Bruce Lukins, Thomas Petes, and Christopher W. Lawrence.

ISBN 0-87969-147-6

All Cold Spring Harbor Laboratory publications are available through booksellers or may be ordered directly from the Cold Spring Harbor Laboratory, Box 700, Cold Spring Harbor, New York 11724.

SAN 203-6785

-62-

SD. A synthetic minimal medium containing salts, trace elements, vitamins, nitrogen source (Bacto-yeast nitrogen base without amino acids) and distilled water.

Bacto-yeast nitrogen base without amino acids	20 gm
Bacto-agar	12 gm
Bacto-agar	12 gm
Distilled water	600 ml

Synthetic complete medium. The synthetic minimal medium with various constituents. It is convenient to prepare sterile stock solutions which can be stored for extensive periods. All stock solutions can be autoclaved for 15 minutes at 253°F. The appropriate volume of the stock solutions (see below) is added to the ingredients of SD medium and sufficient distilled water is added to that the total volume is 600 ml. The chrocin and aspartic acid solutions should be added separately after autoclaving. Given below are the concentrations of the stock solutions (amount per 200 ml) and the volume added to 600 ml of medium. Some stock solutions should be stored at room temperature in order to prevent precipitation while the other solutions may be refrigerated.

Constituent	Final mg/l	Stock per 200 ml	ml for 600 ml
Adenine sulfate	20	240 mg*	10
Uracil	20	480 mg*	5
L-tryptophan	20	480 mg	5
L-histidine-HCl	20	480 mg	5
L-arginine-HCl	20	480 mg	5
L-methionine	20	480 mg	5
L-tyrosine	30	180 mg*	20
L-leucine	30	720 mg*	5
L-isoleucine	30	720 mg	5
L-lysine-HCl	30	720 mg	5
L-phenylalanine	50	630 mg*	10
L-glutamic acid	100	1.2 gm*	10
L-aspartic acid	100	800 mg**	15
L-valine	150	3.6 gm	5
L-threonine	200	4.8 gm†	5
L-serine	275	9 gm	5

*Store at room temperature
 †Add after autoclaving the media.

SHEET 1 OF 26

Form PTO 1449	U.S. Department of Commerce Patent and Trademark Office	App. No. 11009/D31856	Serial No. 08/201,874
INFORMATION DISCLOSURE STATEMENT <small>(Use several sheets if necessary)</small>		Applicant Fu-Kuen Lin	
		Filing Date February 28, 1994	Group 812 1003

U.S. PATENT DOCUMENTS								
*Examiner Initials	Document #	Issue Date	Name	Class	Subclass	Source	Filing Date	
<i>de</i>	A1	3,033,753	5/8/62	White et al.	530**	395**	A, F	
<i>de</i>	A2	4,237,324	12/2/80	Cohen et al.	435	69.1**	A, D	
<i>de</i>	A3	4,254,095	5/3/81	Fisher et al.	424	88**	F	
<i>de</i>	A4	4,264,731	4/28/81	Shine	435	91.41**	A	
<i>de</i>	A5	4,273,875	6/15/81	Manis	435	253.5**	A	
<i>de</i>	A6	4,293,652	10/6/81	Cohen	435	172.3**	A	
<i>de</i>	A7	4,338,397	7/6/82	Gilbert et al.	435	69.1**	A	
<i>de</i>	A8	4,358,535	11/9/82	Falkow et al.	435	5	A	
<i>de</i>	A9	4,394,443	7/19/83	Weissman et al.	435	6	A	
<i>de</i>	A10	4,399,216	8/16/83	Axel et al.	435	6	A, D	
<i>de</i>	A11	4,411,994	10/25/83	Gilbert et al.	435	69.7**	A	
<i>de</i>	A12	4,442,205	4/10/84	Hamer et al.	435	69.1**	A	
<i>de</i>	A13	4,465,624	8/14/84	Chiba et al.	530**	395**	A, F	
<i>de</i>	A14	4,468,464	8/28/84	Cohen et al.	435	320.1**	A	
<i>de</i>	A15	4,503,151	3/5/85	Paddock	435	69.1**	A	
<i>de</i>	A16	4,695,542	9/22/87	Yokota et al.	435	174.3 68	B	
<i>de</i>	A17	4,710,473	12/1/87	Morris	435	320.1**	A	
<i>de</i>	A18	4,757,006	7/1/88 10/28/83	Toole et al.	435	69.6**	D, E	

As re-classified from original.

459

EXAMINER <i>de Hill</i>	DATE CONSIDERED <i>8/5/94</i>
*EXAMINER: Initial if reference considered, whether or not citation is in conformance with MPEP 609; Draw line through citation if not in conformance and not considered. Include copy of this form with next communication to applicant.	

SHEET 7 OF 26

Form PTO-1449 MAIL ROOM APR 18 1994 TRADEMARK OFFICE INFORMATION DISCLOSURE STATEMENT (Use several sheets if necessary)	U.S. Department of Commerce Patent and Trademark Office		App. Doc. No. 11009/D3:956	Serial No. 08/202,374
	Applicant Fu-Kuen Lin			
	Filing Date February 28, 1994		Class 1842 / 10	

FOREIGN PATENT DOCUMENTS

*Examiner Initials	Document #	Publication Date	Country	Source	Class/ Subclass	Translation	
						Yes	No
de	B1	0070685	1/26/83	EP	A		
de	B2	0070687	1/26/83	EP	A		
de	B3	0077670	4/27/83	EP	A		
de	B4	0093619	11/9/83	EP	A, B, D		
de	B5	0116446	8/22/84	EP	A, F		
de	B6	0117058	8/29/84	EP	A		
de	B7	0117059	8/29/84	EP	A, B		
de	B8	0117060	8/29/84	EP	A, B		
de	B9	0125294	10/31/84	EP	A		
de	B10	0136490	4/10/85	EP	A		
de	B11	2085387	5/6/82	U.K.	A, F		
de	B12	83/04051	11/24/83	PCT WO	A		
de	B13	85/01961	5/9/85	PCT WO	A		
de	B14	85/03079	7/13/85	PCT WO	A, D		
de	B15	85/04419	10/10/85	PCT WO	A		
de	B16	86/03520	6/19/86	PCT WO	A		


OTHER DOCUMENTS (including Author, Title, Date, Pertinent Pages, etc.) [SOURCE]

de	C1	Abraham et al., "Nucleotide Sequence of a Bovine Clone Encoding the Angiogenic Protein, Basic Fibroblast Growth Factor," <i>Science</i> , 233, 545-548 (August 1, 1986) [F]
de	C2	Adamson, "The Polycythemias: Diagnosis and Treatment," <i>Hosp. Practice</i> , 18(12), 49-57 (December 1983) [A]
de	C3	Aebi, "Sequence Requirements for Splicing of Higher Eukaryotic Nuclear Pre-mRNA," <i>Cell</i> , 47, 555-565 (Nov. 21, 1986) [F]
de	C4	Agarwal et al., "A General Method for Detection and Characterization of an mRNA using an Oligonucleotide Probe," <i>J. Biol. Chem.</i> , 256, 1023-1028 (Jan. 25, 1981) [F]

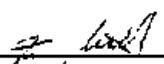
EXAMINER <i>de</i>	DATE CONSIDERED 8/17/84
*EXAMINER: Initial if reference considered, whether or not citation is in conformance with MPEP 609; Draw line through citation if not in conformance and not considered. Include copy of this form with next communication to applicant.	

480

SHEET 3 OF 26

PTO-148  INFORMATIONAL CLOSURE STATEMENT (Several sheets if necessary)	U.S. Department of Commerce Patent and Trademark Office		App. District No. 11009/D31956	Serial No. 08/202,874
	Applicant Fu-Ruca Lin			
	Filing Date February 28, 1994	Group 1812 / 405		

C4	Agrawal et al., "A General Method for Detection and Characterization of an mRNA using an Oligonucleotide Probe," <i>J. Biol. Chem.</i>, 256, 1022-1028 (Jan. 25, 1981) [F]
<i>sh</i> C5	Anderson et al., "Isolation of a genomic clone for bovine pancreatic trypsin inhibitor by using a unique-sequence synthetic DNA probe," <i>P.N.A.S. (USA)</i> , 80, 6838-6842 (November 1983) [A,F]
<i>sh</i> C6	Baciu et al., "Erythropoietin Interaction with the Mouse Red Cell Membrane," <i>Ann. N.Y. Acad. Sci.</i> , 414, 66-72 (1983) [A]
<i>sh</i> C7	Baron et al., "Antibodies against the Chemically Synthesized Genome-Linked Protein of Poliovirus React with Native Virus-Specific Proteins," <i>Cell</i> , 28, 395-404 (February 1982) [A]
<i>sh</i> C8	Beaucage et al., "Deoxynucleoside Phosphoramidites: A new Class of Key Intermediates for Deoxypolynucleoside Synthesis," <i>Tetrahedron Letters</i> , 22(20), 1859-1862 (1981) [A,F]
<i>sh</i> C9	Benedum et al., "The primary structure of bovine chromogranin A: a representative of a class of acidic secretory proteins common to a variety of peptidergic cells," <i>EMBO J.</i> 5(7), 1495-1502 (1986) [F]
<i>sh</i> C10	Bennetzen et al., "Codon Selections in Yeast," <i>J. Biol. Chem.</i> , 257(6), 3026-3031 (March 25, 1982) [A]
<i>sh</i> C11	Bentley et al., "Human immunoglobulin variable region genes-DNA sequences of two V _H genes and a pseudogene," <i>Nature</i> , 288, 730-733 (December 1980) [F]
<i>sh</i> C12	Benton et al., "Screening λ gt Recombinant Clones by Hybridization to single Plaques in situ," <i>Science</i> , 196, 180-182 (April 8, 1977) [F]
<i>sh</i> C13	Berzofsky et al., "Topographic Antigenic Determinants Recognized by Monoclonal Antibodies to Sperm Whale Myoglobin," <i>J. Biol. Chem.</i> 257(6), 3189-3198 (March 25, 1982) [F]
<i>sh</i> C14	Berzofsky et al., "Properties of Monoclonal Antibodies Specific for Determinants of a Protein Antigen, Myoglobin," <i>J. Biol. Chem.</i> 255(23), 11188-11191 (Dec. 10, 1980) [F]
<i>sh</i> C15	Betsholtz et al., "cDNA sequence and chromosomal localization of human platelet-derived growth factor A-chain and its expression in tumour cell lines," <i>Nature</i> 320, 695-699 (April 24, 1986) [F]
<i>sh</i> C16	Rillat et al., "In Vitro and In Vivo Regulation of Hepatic Erythropoiesis by Erythropoietin and Glucocorticoids in the Rat Fetus," <i>Exp. Hematol.</i> , 10(1), 133-40 (1982) [A]
<i>sh</i> C17	Blartner et al., "Charon Phages: Safer Derivatives of Bacteriophage Lambda for DNA Cloning," <i>Science</i> , 196, 161-159 (April 8, 1977) [A,F]

EXAMINER 	DATE CONSIDERED 05/1/94
*EXAMINER: Initial if reference considered, whether or not citation is in conformance with MPEP 609; Draw line through citation if not in conformance and not considered. Include copy of this form with next communication to applicant.	

461

SHEET 4 OF 26

Form PTO-1159 INFORMATION DISCLOSURE STATEMENT Use several sheets if necessary.	U.S. Department of Commerce Patent and Trademark Office	App. Doc. No. 11009/D31956	Serial No. 08/202,874
	Applicant Fu-Kuen Lin		
	Filing Date February 28, 1994		Group 4812 (105)
	APR 2 1994 39		

✓	C18	Bos et al., "Eukaryotic Expression of Cloned cDNA Coding for Influenza Viral Glycoproteins Using an SV40 Vector: Use of Recombinant DNA Mutants to Study Structure-Function Relationships", <i>Proc. Symp. Mol. Biol. Negat., Strand Viruses Meeting</i> , pages 125-130, Compans et al., eds., Acad. Press (1984) [B]
✓	C19	Bray et al., "Human cDNA clones for four species of Gα-signal transduction protein," <i>P.N.A.S. (USA)</i> , 93, 8893-8897 (December 1986) [F]
✓	C20	Breslow et al., "Isolation and characterization of cDNA clones for human apolipoprotein A-I," <i>P.N.A.S. (USA)</i> , 79, 6861-6865 (November 1982) [A,D,E,F]
✓	C21	Brooms et al., "Immunological screening method to detect specific translation products," <i>P.N.A.S. (USA)</i> , 75(6), 2746-2749 (June 1978) [A]
✓	C22	Canaani et al., "Regulated expression of human interferon β1 gene after transduction into cultured mouse and rabbit cells," <i>P.N.A.S. (USA)</i> , 79, 5166-5170 (Sept. 1982) [D]
✓	C23	Chan et al., "Construction and selection of recombinant plasmids containing full-length complementary DNAs corresponding to rat insulins I and II," <i>P.N.A.S. (USA)</i> , 76(10), 5036-5040 (October 1979) [F]
✓	C24	Chia et al., "The construction of cosmid libraries of eukaryotic DNA using the Ilomex series of vectors," <i>Nucleic Acids Res.</i> 10(8), 2503-2520 (1982) [F]
✓	C25	Chirgwin et al., "Isolation of Biologically Active Ribonucleic Acid from Sources Enriched in Ribonuclease," <i>Biochemistry</i> , 18(24), 5294-5299 (1979) [A,F]
✓	C26	Chisholm, "On the Trail of the Magic Bullet: Monoclonal antibodies promise perfectly targeted chemicals," <i>High Technology</i> , Vol. 2(1), 57-63 (Jan. 1983) [A]
✓	C27	Chomczynski et al., "Alkaline Transfer of DNA to Plastic Membrane," <i>Biochem. Biophys. Res. Commun.</i> , 122(1), 340-44 (1984) [A]
✓	C28	Choo et al., "Molecular cloning of the gene for human anti-haemophilic factor IX," <i>Nature</i> , 299, 178-180 (Sept. 9, 1982) [A,F]
✓	C29	Choppin et al., "Characterization of Erythropoietin Produced by IW32 Murine Erythroleukemia Cells," <i>Blood</i> , 64(2), 341-347 (August 1984) [A,F]
✓	C30	Chou et al., "Prediction of Protein Conformation," <i>Biochem.</i> , 13(2), 222-245 (1974) [A]
✓	C31	Chou et al., "Prediction of the Secondary Structure of Proteins from their Amino Acid Sequence," <i>Advances in Enzymology</i> , 47, 45-47 (1978) [A]
✓	C32	Chou et al., "Empirical Predictions of Protein Conformation," <i>Ann. Rev. Biochem.</i> , 47, 251-277 (1978) [A] 76 (1978) [A]
✓	C33	Christman et al., "Amplification of expression of hepatitis B surface antigen in 3T3 cells cotransfected with a dominant-acting gene and cloned viral DNA," <i>P.N.A.S. (USA)</i> , 79, 1815-1819 (March 1982) [F]

EXAMINER [Signature]	DATE CONSIDERED 8/5/94
*EXAMINER: Initial if reference considered, whether or not citation is in conformance with MPEP 609; Draw line through citation if not in conformance and not considered. Include copy of this form with next communication to applicant.	

462


SHEET 5 OF 26

U.S. Department of Commerce Patent and Trademark Office INFORMATION DISCLOSURE STATEMENT (Use several sheets if necessary)	App. No.	11009/D31956	Serial No.	08/202,874
	Applicant Fu-Kuen Lin			
	Filing Date	February 28, 1994	Class	1612 / 105


✓	C34	Claus-Walker et al., "Spinal Cord Injury and Serum Erythropoietin," <i>Arch. Phys. Med Rehabil.</i> , 55, 370-374 (July 1984) [A]
✓	C35	Colby et al., "Immunological Differentiation Between <i>E. coli</i> and CHO Cell-Derived Recombinant and Natural Human β -Interferon," <i>J. Immunol.</i> , 133(6), 3091-3095 (1984) [B]
✓	C36	Collen et al., "Biological Properties of Human Tissue-Type Plasminogen Activator Obtained by Expression of Recombinant DNA," <i>J. of Pharmacology and Exp. Therapeutics</i> , 231(1), 146-152 (1984) [B]
✓	C37	Colman, "Cells that secrete foreign proteins," <i>TIBS</i> , 435-437 (December 1982) [D]
✓	C38	Comb et al., "Primary structure of the human Met- and Leu-enkephalin precursor and its mRNA," <i>Nature</i> , 293, 663-666 (February 25, 1982) [F]
✓	C39	Congote et al., "The Erythropoietins, New Erythroid Cell Stimulating Factors Extracted From Human and Bovine Fetal Tissues," Abstract 364, Proceedings 7th International Congress of Endocrinology (Quebec City, Quebec, July 1-7, 1984) [A]
✓	C40	Congote, "Extraction from Fetal Bovine Serum of Erythropoietin, an Erythroid Cell-Stimulating factor," <i>Anal. Biochem.</i> , 140, 428-433 (1984) [A]
✓	C41	Congote, "Regulation of Fetal Liver Erythropoiesis," <i>J. of Steroid Biochemistry</i> , 3, 423-428 (1977) [F]
✓	C42	Congote, "Isolation of Two Biologically Active Peptides, Erythropoietin I and Erythropoietin II from Fetal Calf Intestine," <i>Biochem. Biophys. Res. Comm.</i> , 115(2), 477-483 (September 15, 1983) [A]
✓	C43	Costera et al., "Extraction of erythropoietin from Kidneys of Hypoxic and Phenylhydrazine-treated rats," <i>Blood</i> , 25(5), 809-816 (May 1965) [D,F]
✓	C44	Costantini et al., "Introduction of a Rabbit Beta-globin Gene into the Mouse Germ Line," <i>Nature</i> , 294, 92-94 (November 5, 1982) [D]
✓	C45	Costantini et al., "Gene Transfer into the Mouse Germ-Line," <i>J. Cell Physiol. Supp.</i> 1, 219-226 (1982) [D]
✓	C46	Cotes et al., "Changes in serum immunoreactive erythropoietin during the menstrual cycle and normal pregnancy," <i>Brit. J. Obstet. Gynaecol.</i> , 90, 304-311 (April 1983) [A]
✓	C47	Cotes et al., "Bio-Assay of Erythropoietin in Mice made Polycythaemic by Exposure to Air at a Reduced Pressure," <i>Nature</i> , 191, 1065-1067 (Sept. 9, 1961) [A]
✓	C48	Dainiak et al., "Mechanisms of Abnormal Erythropoiesis in Malignancy," <i>Cancer</i> , 52(6), 1101-1106 (1983) [A]

463


EXAMINER	<i>[Signature]</i>	DATE CONSIDERED	8/5/94
*EXAMINER: Initial if reference considered, whether or not citation is in conformance with MPEP 609; Draw line through citation if not in conformance and not considered. Include copy of this form with next communication to applicant.			

	U.S. Department of Commerce Patent and Trademark Office	App. Case No. 11009/D31956	Serial No. 08:202,874
INFORMATION DISCLOSURE STATEMENT (Use several sheets if necessary)		Applicant Fu-Kuer, L.L.C.	
		Filing Date February 28, 1994	Class 1842 (A)

sh	C49	Das et al., "Use of synthetic oligonucleotide probes complementary to genes for human HTA-DR α and β as extension primers for the isolation of β -specific genomic clones," <i>P N A S. (USA)</i> , 80, 1531-1535 (March 1983) [A]
sh	C50	Davis et al., "A Manual for Genetic Engineering, Advanced Bacterial Genetics", Cold Spring Harbor Laboratory, Cold Spring Harbor, NY 1983, pp. 55-58 & 174-176 [A]
sh	C51	Davis et al., "Active Influenza Virus Neuraminidase is Expressed in Monkey Cells from cDNA Cloned in Simian Virus 40 Vectors," <i>Proc. Nat'l. Acad. Sci. (USA)</i> , 80, 3976-3980 (1983) [R]
sh	C52	Derynck et al., "Human transforming growth factor- β complementary DNA sequence and expression in normal and transformed cells," <i>Nature</i> , 316, 701-705 (August 22, 1985) [F]
sh	C53	Derynck et al., "Human Transforming Growth Factor- α : Precursor Structure and Expression in E. coli," <i>Cell</i> , 38, 287-297 (August 1984) [F]
sh	C54	Dessypris et al., "Effect of pure erythropoietin on DNA-synthesis by human marrow day 15 erythroid burst forming units in short-term liquid culture," <i>Brit. J. Haematol.</i> , 55, 295-306 (1984) [A]
sh	C55	Devos et al., "Purification of Recombinant Glycosylated Human Gamma Interferon Expressed in Transformed Chinese Hamster Ovary Cells," <i>J. Interferon Research</i> , 4, 461-468 (1984) [B]
sh	C56	Docherty et al., "Sequence of human tissue inhibitor of metalloproteinases and its identity to erythroid-potentiating activity," <i>Nature</i> , 316, 66-69 (Nov. 7, 1985) [F]
sh	C57	Dreesman et al., "Antibody to hepatitis B surface antigen after a single inoculation of unadjuvanted synthetic HBsAg peptides," <i>Nature</i> , 295, 158-160 (Jan. 14, 1982) [A]
sh	C58	Dunn et al., "Erythropoietin Bioassays Using Fetal Mouse Liver Cells: Validations and Technical Improvements," <i>Exp. Hematol.</i> , 11(7), 590-600 (August 1983) [A]
sh	C59	Dunn, "Current Concepts in Erythropoiesis," John Wiley & Sons, Chichester, England, 1983, [A], pp. 15, 16, and 180 [A]
sh	C60	Dunn et al., "Use of a computer model in the understanding of erythropoietic control mechanisms," <i>Chemical Abstracts</i> , 91, 190417r (1979) [A]
sh	C61	Dunn et al., "Serum erythropoietin titers during prolonged bedrest; relevance to the "anaemia" of space flight," <i>Eur. J. Appl. Physiol.</i> , 52, 178-182 (1984) [A]
sh	C62	Edman et al., "A Protein Sequenator," <i>Eur. J. Biochem.</i> , 1, 80-91 (1967) [F]
sh	C63	Emmanuel et al., "Metabolism of pure human erythropoietin in the rat," <i>Am. J. Physiol.</i> , 247 (1 Pt 2), E168-76 (1984) [A]

EXAMINER 	DATE CONSIDERED 8/5/84
*EXAMINER: Initial if reference considered, whether or not citation is in conformance with MPEP 609; Draw line through citation if not in conformance and not considered. Include copy of this form with next communication to applicant.	

SHEET 7 Of 28

 U.S. Department of Commerce Patent and Trademark Office INFORMATION DISCLOSURE STATEMENT (Use several sheets if necessary)	App. No.	Serial No.
	11009/E31956	08/202,874
	Applicant Fu-Kuen Lin	
Filed Date	Class	
February 28, 1994	1812	181

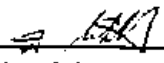
sh	C64	Eschbach et al., "Correction by Erythropoietin (EPO) Therapy of the Anemia of Chronic Renal Failure (CRF) in Sheep," <i>Clin. Res.</i> 29(2), 518A (1981) [F]
sh	C65	Eschbach et al., "The Anemia of Chronic Renal Failure in Sheep," <i>J. Clin. Invest.</i> , 74(2), 434-441 (August 1984) [A]
sh	C66	Espada et al., "Purification of Human Urinary Erythropoietin," <i>Fed. Proc.</i> 41, 1159 (1982) [F]
sh	C67	Fan et al., "Construction and Characterization of Moloney Murine Leukemia Virus Mutants Unable to Synthesize Glycosylated Gag Polyprotein", <i>Proc. Nat'l. Acad. Sci. (USA)</i> , 80, 5965-5969 (1983) [B]
sh	C68	Farber et al., "Translation of mRNA from Human Kidneys into Biologically Active Erythropoietin Following Microinjection into <i>Xenopus Laevis</i> Oocytes," <i>Blood</i> , 62(5), Supp. No. 1, Abstract 392, 122a (1983) [A,F]
sh	C69	Farber et al., "Translation of mRNA from Aemic Baboon Kidney into Biologically Active Erythropoietin," <i>Exp. Hematol.</i> , 11, Supp. 14, Abstract 10H (1983) [A,D,E,F]
sh	C70	Farber et al., "Translation of mRNA from human kidneys into biologically active erythropoietin following microinjection into <i>xenopus laevis</i> oocytes," <i>J. Lab. Clin. Med.</i> , 102, 681 abstract [D]
	C71	Farber, "Translation of mRNA from Human Kidneys into Biologically Active Erythropoietin Following Microinjection into <i>Xenopus Laevis</i> Oocytes," <i>Clin. Res.</i>, 31(4), 699A (November 1983) [A,D,F]
sh	C72	Fiddes et al., "The Gene Encoding the Common Alpha Subunit of the Four Human Glycoprotein Hormones," <i>J. Mol. & App. Genetics</i> , 1, 3-18 (1981) [A]
sh	C73	Fiers et al., "The Human Fibroblast and Human Immune Interferon Genes and Their Expression in Homologous and Heterologous Cells," <i>Pail. Trans. R. Soc. Lond.</i> , B299, 29-38 (1982) [B]
sh	C74	Finch, "Erythropoiesis, Erythropoietin, and Iron," <i>Blood</i> , 60(6), 1241-1246 (December 1982) [A]
sh	C75	Fischinger et al., "Detection of a Recombinant Murine Leukemia Virus-Related Glycoprotein on Virus-Negative Thymoma Cells," <i>Proc. Nat'l. Acad. Sci. (USA)</i> , 78(3), 1920-1924 (1981) [B]
sh	C76	Fisher et al., "Effects of testosterone, cobalt & hypoxia on erythropoietin production in the isolated perfused dog kidney," <i>Ann. N.Y. Acad. Sci.</i> , 155-87 (1967) [D]
sh	C77	Fisher, "Erythropoietin: Pharmacology, Biogenesis and Control of Production," <i>Pharmacological Review</i> , 24(3), 459-508 (1972) [D,E]

EXAMINER <i>[Signature]</i>	DATE CONSIDERED 8/5/94
*EXAMINER: Initial if reference considered whether or not citation is in conformance with MPEP 609. Draw line through citations if not in conformance and not considered. Include copy of this form with next communication to applicant.	

SHEET 8 OF 10

Form 1073 (4-80) INFORMATION DISCLOSURE STATEMENT (Use several sheets if necessary)	U.S. Department of Commerce Patent and Trademark Office		Any Docket No. 11009/DJ1956	Serial No. 08/202,874	
	Applicant Fu-Kuen Lin				
	Filing Date February 28, 1994			Class 1847 (0)	

✓	C78	Fisher et al., "Cooperative Erythropoietic Assay of Several Steroid Metabolites in Polycythemic Mice," <i>Steroids</i> , 30(6): 833-845 (December 1977) [A]
✓	C75	Fisher, "Control of Erythropoietin Production," <i>Proc. Soc. Exp. Biol. & Med.</i> 173, 289-305 (1983) [F]
✓	C80	Garcia et al., "Immunological Neutralization of Various Erythropoietins," <i>Proc. Soc. Exptl. Biol. Med.</i> , 172, 713-714 (1983) [D], 711-714 (1983) [C]
✓	C81	Garcia et al., "Radioimmunoassay of erythropoietin: circulating levels in normal and polycythemic human beings," <i>J. Lab. Clin. Med.</i> , 99, 624-635 (May 1982) [F]
✓	C82	Garcia et al., "Radioimmunoassay of Erythropoietin," <i>Blood Cells</i> 5, 405-419 (1979) [F]
✓	C83	Garoff et al., "Expression of Semliki Forest Virus Proteins from Cloned Complementary DNA. II. The Membrane-Spanning Glycoprotein E2 Is Transported to the Cell Surface Without Its Normal Cytoplasmic Domain," <i>J. Cell. Biol.</i> , 97, 652-658 (1983) [B]
✓	C84	Gaxter et al., "Expression of abbreviated mouse dihydrofolate reductase genes in cultured hamster cells," <i>P.N.A.S. (USA)</i> , 79, 6522-6526 (November 1982) [A, D, F]
✓	C85	Gene Screen, New England Nuclear, Catalog No. NEF-972 [A]
✓	C86	Gething et al., "Comparison of Different Eukaryotic Vectors for the Expression of Hemagglutinin Glycoprotein of Influenza Virus," <i>Modern Approaches To Vaccines</i> , pages 263-268 Chanock et al., eds. Cold Spring Harbor Lab (1984) [B]
✓	C87	Gething et al., "Construction of influenza haemagglutinin genes that code for intracellular and secreted forms of the protein," <i>Nature</i> , 300, 598-603 (Dec. 16, 1982) [B]
✓	C88	Gibson et al., "An Evaluation of Serum Erythropoietin Estimation By a Hemagglutination Inhibition assay in the Differential Diagnosis of Polycythemia," <i>Pathology</i> , 16, 155-156 (April 1984) [A]
✓	C89	Gluzman, "SV40-Transformed Simian Cells Support the Replication of Early SV40 Mutants," <i>Cell</i> 23, 175-182 (January 1981) [F]
✓	C90	Goeddel et al., "Synthesis of human fibroblast interferon by <i>E. coli</i> ," <i>Nucleic Acids Res.</i> , 8(18), 4057-4074 (1980) [F]
✓	C91	Goeddel et al., "Human leukocyte Interferon Produced by <i>E. coli</i> is biologically active," <i>Nature</i> , 287:411-416 (October 2, 1980) [D]
✓	C92	Goldwasser et al., "Purification of Erythropoietin," <i>P.N.A.S. (USA)</i> , 68(4), 691-698 (April 1971) [F]
✓	C93	Goldwasser et al., "Further purification of sheep plasma erythropoietin," <i>Bioch. Biophys. ACTA</i> , 64:487-495 (1962) [D]

EXAMINER 	DATE CONSIDERED 2/28/94
*EXAMINER: Initial if reference considered, whether or not citation is in conformance with MPEP 609; Draw Line through citation if not in conformance and not considered. Include copy of this form with next communication to applicant.	

Form 87-10 (1994)	U.S. Department of Commerce Patent and Trademark Office	App. Data of No. 11009/E31956	Serial No. 08/202,874
INFORMATION DISCLOSURE STATEMENT <i>(Use several sheets if necessary)</i>		Applicant Fu-Kuei Lin	
		Filing Date February 28, 1994	Class 1312 (D)

sh	C94	Goldwasser, "Some Thoughts on the Nature of Erythropoietin-Responsive Cells," <i>J. Cell. Physiol.</i> , 110 (Supp. 1), 133-135 (1982) [A]
sh	C95	Goldwasser et al., "Erythropoietin and the Differentiation of red blood cells," <i>Fed. Proc.</i> 34, 2285-2292 (December 1975) [D,F]
sh	C96	Goldwasser et al., "An Assay for Erythropoietin <i>in Vitro</i> at the Millimic Level," <i>Endocrinology</i> , 97(2), 315-323 (August 1975) [A,F]
sh	C97	Goldwasser, "Biochemical Control of Erythroid Development," <i>Current Topics in Developmental Biology</i> , ed. A. Monroy and A.A. Nicosia, 173-211, Academic Press, NY (1966) [D]
L	C98	Goldwasser et al., "Erythropoietin: Assay and Study of Its Mode of Action," <i>Meth. in Enzymol.</i> , 37, 109-121 (1975) [F]
sh	C99	Goldwasser, "From Protein to Gene to Protein: The Molecular Biology of Erythropoietin," <i>Am. J. of Kidney Diseases</i> , 18(4) Supp. 1, 10-12 (Oct. 1991) [F]
sh	C100	Goldwasser et al., "Progress in the purification of erythropoietin," <i>Ann. N.Y. Acad. Sci.</i> , 149:49-53 (1968) [D]
sh	C101	Goldwasser et al., "The Molecular Weight of Sheep Plasma Erythropoietin," <i>J. of Biol. Chem.</i> , 247(16), 5159-60 (Aug. 25, 1972) [F]
sh	C102	Goldwasser et al., "On the mechanism of Erythropoietin-induced Differentiation," <i>J. of Biol. Chem.</i> , 249(13), 4202-4206 (July 10, 1974) [B]
sh	C103	Gooch et al., "Environmental Effects on Protein Glycosylation," <i>Biotechnology</i> , 8, 421-427 (May 1990) [F]
sh	C104	Gooch et al., "The Oligosaccharides of Glycoproteins: Bioprocess Factors Affecting Oligosaccharide Structure and their Effect on Glycoprotein Properties," <i>Biotechnology</i> , 9, 1347-1555 (December 1991) [F] 1555 (December 1991) [F]
sh	C105	Goodman et al., "Cloning of Homolog Genes from a Mixture of cDNA Molecules," <i>Meth. in Enzymol.</i> 68, 75-90 (1979) [F]
sh	C106	Gordon et al., "A plasma extract with erythropoietic activity," <i>Proc. Soc. Expt. Biol. Med.</i> , 86:255-258 (1954) [D,E]
sh	C107	Goto et al., "Production of Recombinant Human Erythropoietin in Mammalian Cells: Host-Cell Dependency of the Biological Activity of the Cloned Glycoprotein," <i>Bio/Techn.</i> 6, 67-71 (January 1988) [F]
sh	C108	Gough et al., "Molecular Cloning of cDNA Encoding A Murine Haematopoietic Growth Regulator, Granulocyte-Macrophage Colony Stimulating Factor," <i>Nature</i> , 309, 763-767 (1984) [B]

EXAMINER <i>[Signature]</i>	DATE CONSIDERED 8/5/94
*EXAMINER: Initial if reference considered, whether or not citation is in conformance with MPEP 609; Draw line through citation if not in conformance and not considered. Include copy of this form with next communication to applicant.	

SHEET 10 OF 20


Form PFO-1009	U.S. Department of Commerce Patent and Trademark Office	APP. Docket No. 11005/D31956	Serial No. 08/202,874
INFORMATION DISCLOSURE STATEMENT		Applicant Fu-Kuen Lin	
(Use several sheets if necessary)		Date Due February 28, 1994	Class 3812/401

sk	C109	Gough et al., "Immunoprecipitation of Specific Polyosomes Using <i>Staphylococcus aureus</i> : Purification of the Immunoglobulin-Chain Messenger RNA from the Mouse Myeloma MPC11." <i>Biochemistry</i> 17(25), 5560-5566 (1978) [F]
sk	C110	Goly et al., "Codon Usage in Bacteria: Correlation with Gene Expressivity." <i>Nucleic Acids Res.</i> 10, 7055-7074 (1982) [A]
sk	C111	Graham et al., "A New Technique for the Assay of Infectivity of Human Adenovirus 5 DNA." <i>Virology</i> 52, 456-467 (1973) [F]
sk	C112	Grantham et al., "Codon catalog usage is a genome strategy modulated for gene expressivity." <i>Nucleic Acids Res.</i> 9, 743-74 (1981) [A,F]
sk	C113	Gray et al., " <i>Pseudomonas Aeruginosa</i> Secretes and Correctly Processes Human Growth Hormone." <i>Biotechnology</i> , 2, 161-155 (February 1984) [A]
sk	C114	Gray et al., "Expression of human immune interferon cDNA in <i>E. coli</i> and monkey cells." <i>Nature</i> , 295, 503-508 (February 11, 1982) [A,D,E]
sk	C115	Green et al., "Immunogenic Structure of the Influenza Virus Hemagglutinin." <i>Cell</i> , 28, 477-487 (March 1982) [A]
sk	C116	Grimalki et al., "Interspersed repeated sequences in the African green monkey genome that are homologous to the human Alu family." <i>Nucleic Acid Research</i> , 9(21):5553-5558 (1981) [D]
sk	C117	Groffen et al. "Isolation of Human Oncogene Sequences (v-fes Homolog) from a Cosmid Library." <i>Science</i> , 216, 1136-1138 (June 4, 1982) [F]
sk	C118	Grundmann et al., "Characterization of cDNA coding for human factor XIIIa." <i>P.N.A.S. (USA)</i> , 83, 8024-8028 (November 1986) [F]
sk	C119	Grunstein et al., "Colony Hybridization." <i>Meth. in Enzym.</i> 68, 379-389 (1979) [F]
sk	C120	Grunstein et al., "Colony hybridization: A method for the isolation of cloned DNAs that contain a specific gene." <i>P.N.A.S. (USA)</i> , 72(10), 3961-3963 (October 1975) [F]
sk	C121	Gruss et al., "Expression of simian virus 40-rat preproinsulin recombinants in monkey kidney cells: Use of preproinsulin RNA processing signals." <i>P.N.A.S. (USA)</i> , 78(1):133-137 (January 1981) [D]
sk	C122	Gubler et al., "A simple and very efficient method for generating cDNA libraries." <i>Gene</i> 25, 263-269 (1983) [F]
sk	C123	Haddy, "Erythropoietin in sickle cell disease," <i>Am. Jour. Ped. Hematol/Oncol.</i> , 4(2), 191-196 (Summer 1982) [A]
sk	C124	Haga et al., "Plasma Erythropoietin Concentrations During the Early Anemia of Prematurity." <i>Acta. Pediatr. Scand.</i> 72, 827-831 (1983) [A]

EXAMINER sk	DATE CONSIDERED 8/5/84
*EXAMINER: Initial if reference considered, whether or not citation is in conformance with MPEP 609; Draw line through citation if not in conformance and not considered. Include copy of this form with next communication to applicant.	

468

SHEET 11 OF 26



Form 70-10
39
APR 8 1994

U.S. Department of Commerce
Patent and Trademark Office

App. Docket No.
11009/D31956

Serial No.
08/201,874

INFORMATION DISCLOSURE STATEMENT

(Use several sheets if necessary.)

Applicant
Fu-Kuen Lin

Filing Date
February 28, 1994

Group
1842-465

✓	C125	Egamiwara et al., "Erythropoietin Production in a Primary Culture of Human Renal Carcinoma Cells Maintained in Nude Mice," <i>Blood</i> , 63(4), 828-835 (April 1984) [A,F]
✓	C126	Hamer et al., "Expression of the chromosomal mouse β^{H2b} globin gene cloned in SV40," <i>Nature</i> , 287:35-40 (September 6, 1979) [A,D]
✓	C127	Hamer et al., "A Mouse Globin Gene Promoter is Functional in SV40," <i>Cell</i> , 21:697-708 (October 1980) [D]
✓	C128	Hammond et al., "Production, Utilization and Excretion of Erythropoietin: I. Chronic Anemias. II. Aplastic Crisis. III. Erythropoietic Effects of Normal Plasma," <i>Ann. N.Y. Acad. Sci.</i> , 149, 516-527 (1968) [A]
✓	C129	Hanzlian et al., "Plasmid screening at high colony density," <i>Gene</i> , 10, 63-67 (1980) [F]
✓	C130	Hartman et al., "Human Influenza Virus Hemagglutinin is Expressed in Monkey Cells Using Simian Virus 40 Vectors," <i>Proc. Nat'l. Acad. Sci. (USA)</i> , 79, 233-237 (1982) [B]
✓	C131	Hauser et al., "Inducibility of human β -interferon in mouse L-cell clones," <i>Nature</i> , 297:650-654 (June 24, 1982) [D]
✓	C132	Haynes et al., "Constitutive, long-term production of human interferons by hamster cells containing multiple copies of a cloned interferon gene," <i>Nucleic Acids Research</i> , 11(3), 587-706 (1983) [B]
✓	C133	Haynes et al., "Production of a Glycosylated Human Protein by Recombinant DNA Technology," Humoral Factors Host Ref. [Proc. Takeda Sci. Found. Symp. Biosci. (1983)], 1st. Meeting Date 1982, 111-29 [B,D,E]
✓	C134	Hellmann et al., "Familial erythrocytosis with over-production of erythropoietin," <i>Clin. Lab. Haemat.</i> , 5, 335-342 (1983) [A]
✓	C135	Hewick et al., "A Gas-Liquid Solid Phase Peptide and Protein Sequenator," <i>J. Biol. Chem.</i> , 256, 7990-7997 (August 1981) [A,F]
✓	C136	Hirs et al., "Peptides Obtained by Tryptic Hydrolysis of Performic Acid-Oxidized Ribonuclease," <i>J. Biol. Chem.</i> , 219, 623-642 (1955) [F]
✓	C137	Hopp et al., "Prediction of protein antigenic determinants from amino acid sequences," <i>P.N.A.S. (USA)</i> , 78(6), 3824-3828 D-7182 (June 1981) [A,F]
✓	C138	Houghton et al., "The amino-terminal sequence of human fibroblast interferon as deduced from reverse transcripts obtained using synthetic oligonucleotide primers," <i>Nucleic Acids Res.</i> 8(9), 1913-1931 (1980) [F]
✓	C139	Huang et al., "Identification of Human Erythropoietin Receptor," <i>Am. Soc. of Biological Chemists, Am. Assoc. of Immunologists, Fed. Pract. (USA)</i> 43(7) Abstr. 2770, p. 1891 (1984) [D]

EXAMINER <i>[Signature]</i>	DATE CONSIDERED <i>8/17/94</i>
<p>*EXAMINER: Initial if reference considered, whether or not citation is in conformance with MPEP 609; Draw line through citation if not in conformance and not considered. Include copy of this form with next communication to applicant.</p>	

SHEET 13 OF

Form PTO 1449

U.S. Department of Commerce
Patent and Trademark Office

INFORMATION DISCLOSURE STATEMENT

(Use several sheets if necessary.)

App. Docs. No. 11009/D31956	Serial No. 08/202,874
Applicant Fu-Kuen Lin	
Filing Date February 28, 1994	Class 1812 1865

✓	C140	Huang et al., "Characterization of Human Erythropoietin cDNA clones," <i>Ann. Soc. of Biological Chemists, Am. Assoc. of Immunologists, Fed. Pract. (USA) 43(6)</i> Absc. 1795, p. 1724 [D]
✓	C141	Itakura, et al., "Synthesis and Use of Synthetic Oligonucleotides," <i>Ann. Rev. Biochem.</i> , 53, 323-356 (1984) [F]
✓	C142	Ito et al., "Solid phase synthesis of polynucleotides. VI. Further studies on polystyrene copolymers for the solid support," <i>Nucleic Acids Res.</i> 10(5), 1755-1769 (1982) [F]
✓	C143	Jacobs et al., "Isolation and characterization of genomic and cDNA clones of human erythropoietin," <i>Nature</i> , 313, 806-809 (February 28, 1985) [A,E,F]
✓	C144	Jacobsen et al., "Relative effectiveness of phenylhydrazine treatment and hemorrhage in the production of an erythropoietic factor," <i>Blood</i> , 11:937-945 (1956) [D]
✓	C145	Jacobson et al., "Role of the kidney in erythropoiesis," <i>Nature</i> , 179:633-634 (March 23, 1957) [D]
✓	C146	Jaye et al., "Isolation of human anti-haemophilic factor IX cDNA clone using a unique 52-base synthetic oligonucleotide probe deduced from the amino acid sequence of bovine factor IX," <i>Nucleic Acids Res.</i> 11(8), 2325-2335 (1983) [A,F]
✓	C147	Jeffreys et al., "Sequence variation and evolution of nuclear DNA in man and primates," <i>Phil. Trans. R. Soc. Lond., B</i> 292: 33-142 (1981) [L,E,F]
✓	C148	Jelkman et al., "Extraction of Erythropoietin from Isolated Renal Glomeruli of Hypoxic Rats," <i>Exp. Hematol.</i> 11(7), 581-588 (August 1983) [A,F]
✓	C149	Kaiser et al., "Amphiphilic Secondary Structure: Design of Peptide Hormones," <i>Science</i> , 223 249-255 (1984) [A]
✓	C150	Kajimura et al., "Cloning the Heavy Chain of Human H1A-DR Antigen Using Synthetic Oligodeoxynucleotides as Hybridization Probes," <i>DNA</i> , 2(3), 175-182 (1983) [F]
✓	C151	Kakidani et al., "Cloning and sequence analysis of cDNA for porcine β -endorphin/dynorphin precursor," <i>Nature</i> , 298, 245-249 (July 15, 1982) [F]
✓	C152	Kalmanti, "Correlation of clinical and in vitro erythropoietic responses to androgens in renal failure," <i>Kidney Int'l.</i> 22, 383-391 (1982) [A]
✓	C153	Karn et al., "Novel bacteriophage λ cloning vector," <i>P.N.A.S. (USA)</i> , 77, 5172-5176 (September 1980) [A,F]
✓	C154	Katsuoka et al., "Erythropoietin Production in Human renal Carcinoma Cells Passaged in Nude Mice and in Tissue Culture," <i>Cancer</i> , 74, 534-541 (August 1983) [A,F]
✓	C155	Kaufman et al., "Amplification and Expression of Sequences Cotransfected with a Modular Dihydrofolate Reductase Complementary DNA Gene," <i>J. Mol. Biol.</i> 159, 601-621 (1982) [F]

EXAMINER <i>[Signature]</i>	DATE CONSIDERED 8/17/94
*EXAMINER: Initial if reference considered, whether or not citation is in conformance with MPEP 609. Draw line through citation if not in conformance and not considered. Include copy of this form with next communication to applicant.	

SHEET 13 OF 2


INFORMATION DISCLOSURE STATEMENT <small>(Use several sheets if necessary)</small>	App. No. 1:009/D31956	Serial No. 08/202,874
Department of Commerce Patent and Trademark Office		
Approved: Fu-Kuen Lin		
Filing Date February 28, 1994		Class 1842

✓	C156	Keanell, "Principles and Practices of Nucleic Acid Hybridization," <i>Prog. Nucl. Acid Res. Mol. Biol.</i> 11, 259-301, p. 293 (1971) [A]
✓	C157	Kenter et al., "Mouse Myeloma Cells That Make Short Immunoglobulin Heavy Chains: Pleiotropic Effects on Glycosylation and Chain Assembly," <i>J. Cell. Biol.</i> , 98, 2215-2221 (1984) [B]
✓	C158	Kieny et al., "Expression of rabies virus glycoprotein from a recombinant vaccinia virus," <i>Nature</i> , 312, 163-166 (1984) [B]
✓	C159	Kimura et al., "A frameshift addition causes silencing of the λ -globin gene in old world monkeys, an anubis," <i>Nucleic Acids Res.</i> , 11(9):2541-2550 (1983) [D,E]
✓	C150	Knopf et al., "Cloning and Expression of Multiple Protein Kinase C cDNAs," <i>Cell</i> 46, 491-502 (August 15, 1986) [F]
✓	C161	Kohne, "Evolution of Higher-organism DNA," <i>Quarterly Reviews of Biophysics</i> , 3, 327-375 (1970) [D,E]
✓	C162	Kondor-Koch et al., "Expression of Semliki Forest Virus Proteins from Cloned Complementary DNA. I. The Fusion Activity of the Spike Glycoprotein," <i>J. Cell. Biol.</i> , 97, 644-651 (1983) [B]
✓	C163	Konrad, "Applications of Genetic Engineering to the Pharmaceutical Industry," <i>Ann. N.Y. Acad. Sci.</i> , 413, 12-22 (1983) [B]
✓	C164	Konwalinka et al., "A Miniaturized Agar Culture System for Cloning Human Erythropoietic Progenitor Cells," <i>Exp. Hematol.</i> , 12, 75-79 (1984) [A]
✓	C165	Korman, "cDNA clones for the heavy chain of HLA-DR antigens obtained after immunopurification of polysomes by monoclonal antibody," <i>P.N.A.S. (USA)</i> , 79, 1844-1848 (March 1982) [F]
✓	C166	Kornblith et al., "Isolation and characterization of cDNA clones for human and bovine fibronectins," <i>P.N.A.S. (USA)</i> , 80, 3218-3222 (June 1983) [A,D,E]
✓	C167	Kramer et al., "Comparisons of the Complete Sequences of Two Collagen Genes from <i>Caenorhabditis elegans</i> ," <i>Cell</i> 30, 599-606 (September 1982) [F]
✓	C168	Krane, "The Role of Erythropoietin in the Anemia of Chronic Renal Failure," <i>Henry Ford Hosp. Med. J.</i> , 31(3), 177-181 (1983) [A]
✓	C169	Krystal, "A Simple Microassay for Erythropoietin Based on ³ H-Thymidine Incorporation into Spleen cells from Phenylhydrazine Treated Mice," <i>Exp. Hematol.</i> , 11(7), 649-660 (August 1983) [A]
✓	C170	Kuhn et al., "Gene Transfer, Expression, and Molecular Cloning of the Human Transferrin Receptor Gene," <i>Cell</i> , 37, 95-103 (1984) [B]


EXAMINER <i>[Signature]</i>	DATE CONSIDERED 8/1/84
*EXAMINER: Initial if reference considered, whether or not citation is in conformance with MPEP 609; Draw line through citation if not in conformance and not considered. Include copy of this form with next communication to applicant.	

U.S. Patent and Trademark Office	U.S. Department of Commerce Patent and Trademark Office	App. Serial No. 11009/D31956	Serial No. 08/232,874
INFORMATION DISCLOSURE STATEMENT <i>(Use several sheets if necessary)</i>		Applicant Fu-Kuen Lin	
		Filing Date February 28, 1994	Class / Inv. 1812

✓	C171	Kurachi et al., "Isolation and characterization of a cDNA coding for human factor IX." <i>P.N.A.S. (USA)</i> , 79, 6461-6464 (November 1982) [A,F]
✓	C172	Kuralowska et al., "Studies on the production of erythropoietin by isolated perfused organs." <i>Blood</i> , 18:527-534 (1961) [D]
✓	C173	Klitz, "A New candidate for the regulation of erythropoiesis: Insulin-like growth factor I." <i>FEBS Letters</i> , 149(1), 105-108 (November 1982) [A]
✓	C174	Kyte et al., "A Simple Method for Displaying the Hydrophobic Character of a Protein." <i>J. Mol. Biol.</i> , 157, 105-132 (1982) [A,F]
✓	C175	Lai, "Technical Improvements in Protein Microsequencing." <i>Analytica Chimica Acta</i> , 163, 243-248 (1984) [B,C]
✓	C176	Lai et al., "Ovalbumin is synthesized in mouse cells transformed with the natural chicken ovalbumin gene." <i>P.N.A.S. (USA)</i> , 77(1), 244-248 (January 1980) [D]
✓	C177	La et al., "Structural Characterization of Human Erythropoietin." <i>J. of Biol. Chem.</i> , 261, 3116-3121 (March 5, 1986) [F]
✓	C178	Lange et al., "Application of erythropoietin antisera to studies of erythropoiesis." <i>Ann. N.Y. Acad. Sci.</i> , 149:281-291 (1968) [D]
✓	C179	Lappin et al., "The Effect of Erythropoietin and Other Factors on DNA synthesis by Mouse Spleen Cells." <i>Exp. Hematol.</i> , 11(7), 661-666 (August 1983) [A]
✓	C180	Lasky et al., "Production of an HSV Subunit Vaccine by Genetically Engineered Mammalian Cell Lines." <i>Modern Approaches to Vaccines</i> , pages 189-194, Chanock et al., eds. Cold Spring Harbor Lab. (1984) [B]
✓	C181	Lathe, "Synthetic Oligonucleotide Probes Derived from Amino Acid Sequence Data." <i>J. Mol. Biol.</i> 183, 1-12 (1985) [F]
✓	C182	Laub et al., "Synthesis of Hepatitis B Surface Antigen in Mammalian Cells: Expression of the Entire Gene and the Coding Region." <i>J. Virol.</i> , 43(1), 271-280 (1983) [B]
✓	C183	Laub and Ritter, "Expression of the Human Insulin Gene and cDNA in a Heterologous Mammalian System." <i>J. Biol. Chem.</i> , 258(10), 6043-6050 (May 25, 1983) [D]
✓	C184	Lauffer et al., "Topology of signal recognition particle receptor in endoplasmic reticulum membrane." <i>Nature</i> 316, 334-338 (1985) [F]
✓	C185	Lawn et al., "The Isolation and Characterization of Linked δ - and β -Globin Genes from a Cloned Library of Human DNA." <i>Cell</i> , 15, 1157-1174 (December 1978) [A,F]
✓	C186	Ledeen et al., "Gangliosides: Structure, Isolation, and Analysis." <i>Methods in Enzymology</i> , 83 (Part D), 139-191 (1982) [A]

EXAMINER 	DATE CONSIDERED 8/5/94
*EXAMINER: Initial of reference considered, whether or not citation is in conformance with MPEP 609; Draw line through citation if not in conformance and not considered. Include copy of this form with next communication to applicant.	

SHEET 5 OF 7



U.S. Department of Commerce
Patent and Trademark Office

INFORMATIONAL DISCLOSURE STATEMENT

(Use several sheets if necessary)

Applicant:
Fu-Kues Lin

Filing Date:
February 28, 1994

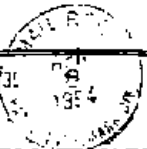
Serial No.:
08/202,874

Case No.:
1812

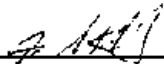
154	C187	Lee-Huang, "Cloning and Expression of Human EPO cDNA in E. Coli," <i>P.N.A.S. (USA)</i> , 81, 2708-2712 (May 1984) [A,D,E,F]
	C188	Lee-Huang, "Monoclonal Antibodies to Human Erythropoietin," <i>Abstract No 1462, Fed. Proc.</i> , 41, 520 (1982) [A,D,F]
154	C189	Lee-Huang, "A New Preparative Method for Isolation of Human Erythropoietin With Hydrophobic Interaction Chromatography," <i>Blood</i> , 56(4), 620-624 (October 1980) [A]
	C190	Lee-Huang, "The Erythropoietin Gene," <i>Oncogenes, Genes and Growth Factors</i> , Chap. 7, pp. 199-222, ed. Gordon Garoff, John Wiley & Sons, Inc. (1987) [D]
	C191	Lee-Huang, "Cloning of Human Erythropoietin," <i>Biophysical U.</i> 45(Part 2 of 2), <i>ABT. M-PM-A 72</i> , p. 30a (1984) [D]
	C192	Lerner et al., "Antibodies to Chemically Synthesized Peptides Predicted from DNA Sequences as Probes of Gene Expression," <i>Cell</i> , 23, 309-310 (February 1981) [A]
	C193	Lerner et al., "Chemically synthesized peptides predicted from the nucleotide sequence of the hepatitis B virus genome elicit antibodies reactive with the native envelope protein of Dane particles," <i>P.N.A.S. (USA)</i> , 78(6), 3403-3407 (June 1981) [A]
	C194	Lerner, "Synthetic Vaccines," <i>Scientific American</i> , 248(2), 66-74 (1983) [A]
	C195	Lewin <i>Genes</i> , 1983, John Wiley & Sons, p. 307 [A]
	C196	Lin et al., "Cloning and Expression of Monkey and Human Erythropoietin," <i>Exp Hematol.</i> 12, 357 (1984) [A]
	C197	Lin et al., "Monkey erythropoietin gene: cloning, expression and comparison with the human erythropoietin gene," <i>Gene</i> , 44, 201-209 (1986) [A]
	C198	Lin et al., "Cloning and expression of the human erythropoietin gene," <i>P.N.A.S. (USA)</i> , 82, 7580-7584 (November 1985) [E,F]
	C199	Lin et al., "Cloning of the Monkey EPO Gene," <i>Abstract, J. Cell. Biochem., Suppl.</i> 8B, p. 45 (March 31-April 24, 1984) [A,B,C]
	C200	Lipschitz et al., "Effect of Age on Hematopoiesis in Man," <i>Blood</i> , 63(3), 502-509 (March 1983) [A]
	C201	LKB Technical Bulletin #2217 [C]
	C202	Maniatis et al., "The Isolation of Structural Genes from Libraries of Eucaryotic DNA," <i>Cell</i> 15, 687-701 (October 1978) [F]
154	C203	Maniatis et al., <i>Molecular Cloning, a Laboratory Manual</i> , pp. 197-199, 392-393, 479-487, 493-503 Cold Spring Harbor, N.Y. (1982) [A,D,F]

EXAMINER <i>[Signature]</i>	DATE CONSIDERED 8/5/94
<small>*EXAMINER: Initial if reference considered, whether or not citation is in conformance with MPEP 609; Draw line through citation if not in conformance and not considered. Include copy of this form with next communication to applicant.</small>	


SHEET 1a OF 2a

 <p>Form PTO-447 U.S. Department of Commerce Patent and Trademark Office</p>	Any. Doc. No. 11009/D31956	Serial No. 08/202,874
INFORMATION DISCLOSURE STATEMENT		
(Use several sheets if necessary.)		
Applicant Fu-Kuen Lin	Filing Date February 28, 1994	Group # 1842

/	C204	Markoff et al., "Glycosylation and Surface Expression of the Influenza Virus Neuraminidase Requires the N Terminal Hydrophobic Region," <i>Molecular and Cellular Biology</i> , 4(1), 8-16 (1984) [B]
/	C205	Marial et al., "Human Growth Hormones: Complementary DNA Cloning and Expression in Bacteria," <i>Science</i> , 205, 602-606 (August 10, 1979) [A]
/	C206	Mason et al., "Complementary DNA sequences of ovarian follicular fluid inhibin show precursor structure and homology with transforming growth factor- β ," <i>Nature</i> 318, 650-653 (December 1985) [F]
/	C207	Maurer, "Immunochemical Isolation of Prolactin Messenger RNA," <i>J. Biol. Chem</i> 255(1), 854-859 (February 10, 1980) [F]
/	C208	Maxam et al., "Sequencing End-Labeled DNA with Base-Specific Chemical Cleavages," <i>Methods in Enzymol.</i> 65, 499-560 (1980) [F]
/	C209	McCormick et al., "Inducible Expression of Amplified Human Beta Interferon Genes in CHO Cells," <i>Molecular and Cellular Biology</i> , 4(1), 166-172 (1984) [B]
/	C210	McGonigle et al., "Erythropoietin deficiency and inhibition of erythropoiesis in renal insufficiency," <i>Kidney Int.</i> , 25(2), 437-444 (1984) [A]
/	C211	Meier et al., "Alpha- and Beta-Adrenergic Receptors Co-Expressed on Cloned MDCK Cells are Distinct Glycoproteins," <i>Biochem. & Biophys. Res. Comm.</i> , 118(1), 73-81 (1984) [B]
/	C212	Mellon et al., "Identification of DNA Sequences Required for transcription of the human α -Globin Gene in a New SV40 Host-Vector System," <i>Cell</i> , 27, 279-288 (December 1981) [F]
/	C213	Mellor et al., "Expression of Murine H-2K ^b histocompatibility antigen in cells transfected with cloned H-2 genes," <i>Nature</i> , 298, 529-534 (August 1982) [D]
/	C214	Messing, "New M13 Vectors for Cloning," <i>Methods in Enzymology</i> , 101, 20-78 (1983) [A]
/	C215	Metcalf et al., "Effects of Purified Bacterially Synthesized Murine Multi-CSF (IL-3) on Hematopoiesis in Normal Adult Mice," <i>Blood</i> , 68(1), 46-57 (July 1986) [B]
/	C216	Metcalf et al., "Quantitative Responsiveness of Murine Hemopoietic Populations in vitro and in vivo to Recombinant Multi-CSF (IL-3)," <i>Exp. Hematol.</i> , 15, 288-295 (1987) [B]
/	C217	Methods in Yeast Genetics, Cold Spring Harbor Lab, Cold Spring Harbor, NY, p. 62 (1983) (not enclosed) [A]
/	C218	Miller et al., "Plasma levels of immunoreactive erythropoietin after acute blood loss in man," <i>Brit. J. Haematol.</i> , 52, 545-549 (1982) [A]

EXAMINER 	DATE CONSIDERED 8/5/94
*EXAMINER: Initial if reference considered, whether or not citation is in conformance with MPEP 609; Draw line through citation if not in conformance and not considered. Include copy of this form with next communication to applicant.	

SHEET 17 OF 27

 <p style="text-align: center;">U.S. Department of Commerce Patent and Trademark Office</p> <p style="text-align: center;">INFORMATIONAL DISCLOSURE STATEMENT</p> <p style="text-align: center;"><i>(Use several sheets if necessary)</i></p>	<table border="1" style="width: 100%; border-collapse: collapse;"> <tr> <td style="width: 50%;">Applicant: Fu-Kwei Lin</td> <td style="width: 50%;">Serial No. 78/202,874</td> </tr> <tr> <td>File No. 11009/E31956</td> <td>Class 1822 1605</td> </tr> <tr> <td>File Date February 23, 1994</td> <td></td> </tr> </table>	Applicant: Fu-Kwei Lin	Serial No. 78/202,874	File No. 11009/E31956	Class 1822 1605	File Date February 23, 1994	
Applicant: Fu-Kwei Lin	Serial No. 78/202,874						
File No. 11009/E31956	Class 1822 1605						
File Date February 23, 1994							

✓	C219	Mirand, "Extra-renal and renal control of erythropoietin production," <i>Ann. N.Y. Acad. Sci.</i> , 149:94-106 (1968) [D] 24, 26, 28, 100, 101, 104, 106 (1968) [D]
✓	C220	Mirand et al., "Current studies on the role of erythropoietin in erythropoiesis," <i>Ann. N.Y. Acad. Sci.</i> , 77:677-702 (1959) [D]
✓	C221	Mladenovic et al., "Anemia of Chronic Renal Failure (CRF) in the Sheep: Response to Erythropoietin (EP) <i>In Vivo</i> and <i>In Vitro</i> ," <i>Blood</i> , 58(5), Suppl. 1, 99a (1981) [F]
✓	C222	Montgomery et al., "Identification and Isolation of the Yeast Cytochrome <i>c</i> Gene," <i>Cell</i> , 14, 67-680 (July 1978) [F]
✓	C223	Moriarty et al., "Expression of the Hepatitis B Virus Surface Antigen Gene in Cell Culture by using a Simian Virus 40 Vector," <i>P.N.A.S. (USA)</i> , 78(4), 2606-10 (April 1981) [D, E]
✓	C224	Moriuchi et al., "Thy-1 cDNA sequence suggests a novel regulatory mechanism," <i>Nature</i> , 301, 80-82 (January 1983) [F]
✓	C225	Morrison, "Bioprocessing in Space - an Overview," <i>The World Biotech Report</i> , Volume 2, USA, 557-571 (1984) [A]
✓	C226	Munjaal et al., "A cloned calmodulin structural gene probe is complementary to DNA sequence from diverse species," <i>P.N.A.S. (USA)</i> , 78(4), 2330-2334 (April 1981) [D]
✓	C227	Murphy et al., "The Role of Glycoprotein Hormones in the Regulation of Hematopoiesis," <i>Acta Haematologica Japonica</i> , 46(7), 1380-1396 (December 1983) [A]
✓	C228	Myers et al., "Construction and Analysis of Simian Virus 40 Origins Defective in Tumor Antigen Binding and DNA Replication," <i>PNAS (USA)</i> , 77, 6491-6495 (Nov. 1980)
✓	C229	Myklebost et al., "The Isolation and Characterization of cDNA clones for Human Apolipoprotein CII," <i>J. of Biol. Chem.</i> , 259(7), 4401-4404 (April 10, 1984) [A]
✓	C230	Naets, "The role of the kidney in erythropoiesis," <i>J. Clin. Invest.</i> , 39:102-110 (1960) [D]
✓	C231	Nagata et al., "Synthesis in <i>E. Coli</i> of a polypeptide with human leukocyte interferon activity," <i>Nature</i> , 284, 316-320 (March 27, 1980) [F]
✓	C232	Nakan et al., "Erythropoiesis in anephric or kidney transplanted patients," <i>Israel J. Med. Sci.</i> , 7:986-989 (July-August 1971) [D] 986-990 (July-August 1971) [D]
✓	C233	Nathan et al., "Erythropoietin and the Regulation of Erythropoiesis," <i>New Eng. J. Med.</i> , 308(9), 520-522 (March 3, 1983) [A]
✓	C234	Naughton et al., "Evidence for an Erythropoietin-Stimulating Factor: in Patients with Renal and Hepatic Disease," <i>Acta Haemat.</i> , 69, 171-179 (1983) [A]

EXAMINER <i>[Signature]</i>	DATE CONSIDERED <i>8/5/94</i>
<p>*EXAMINER: Initial if reference considered, whether or not citation is in conformance with MPEP 509; Draw line through citation if not in conformance and not considered. Include copy of this form with next communication to applicant.</p>	

Form PTO 1449	U.S. Department of Commerce Patent and Trademark Office	App. No. 11009/D31956	Serial No. 08/202,874
INFORMATION DISCLOSURE STATEMENT		Applicant Fu Kuen Lin	
(Use several sheets if necessary)		Filing Date February 28, 1994	Class 1842

✓	C235	Naughton et al., "Evidence for a Hepatic-Renal Antagonism in the Production of Hepatic Erythropoietin." <i>Ann. Clin. Lab. Sci.</i> , 13(5), 432-438 (1983) [A]
✓	C236	Nayak et al., "Characterization of Influenza Virus Glycoproteins Expressed from Cloned cDNAs in Prokaryotic and Eukaryotic Cells." <i>Modern Approaches To Vaccines</i> , pages 165-172, Chanock et al., eds., Cold Spring Harbor Lab. (1984) [B]
✓	C237	Neesser et al., "A Quantitative Determination by Capillary Gas-Liquid Chromatography of Neutral and Amino Sugars (as O-Methylxime Acetates), and a Study on Hydrolytic Conditions for Glycoproteins and Polysaccharides In Order to Increase Sugar Recoveries." <i>Anal. Biochem.</i> , 142, 58-67 (1984) [A]
✓	C238	Newman et al., "Selection and Properties of a Mouse L-Cell Transformant Expressing Human Transferrin Receptor." <i>Nature</i> , 304, 643-645 (1983) [B]
✓	C239	Nigg et al., "Immunofluorescent localization of the transforming protein of Rous sarcoma virus with antibodies against a synthetic src peptide." <i>P.N.A.S. (USA)</i> , 79, 5322-5326 (September 1982) [A]
✓	C240	Noda et al., "Primary structure of α -subunit precursor of <i>Torpedo californica</i> acetylcholine receptor deduced from cDNA sequence." <i>Nature</i> , 299, 793-797 (October 28, 1982) [F]
✓	C241	Noda et al., "Cloning and sequence analysis of cDNA for bovine adrenal preproenkephalin." <i>Nature</i> , 295, 202-206 (January 21, 1982) [F]
✓	C242	Noyes et al., "Detection and partial sequence analysis of gastrin mRNA by using an oligodeoxynucleotide probe." <i>P.N.A.S. (USA)</i> , 76(4), 1770-1774 (April 1979) [F]
✓	C243	Nussinov, "Eukaryotic Dinucleotide Preference Rules and their Implications for Degenerate Codon Usage." <i>J. Mol. Biol.</i> , 149, 125-131 (1981) [F]
✓	C244	Ogle et al., "Production of erythropoietin in vitro: a review." <i>In Vitro</i> , 14(11), 945-949 (1978) [D]
✓	C245	Ohkubo et al., "Cloning and sequence analysis of cDNA for rat angiotensinogen." <i>P.N.A.S. (USA)</i> , 80, 2196-2200 (April 1983) [A,F]
✓	C246	Ohno et al., "Inducer-responsive expression of the cloned human interferon β gene introduced into cultured mouse cells." <i>Nucleic Acids Res.</i> , 10(3):967-976 (1982) [D]
✓	C247	Okayama et al., "High-Efficiency Cloning of Full-Length cDNA." <i>Mol. & Cell. Biol.</i> , 2(2), 161-170 (February 1982) [A,F]
✓	C248	Ovchinnikov et al., "The Primary Structure of <i>Escherichia coli</i> RNA Polymerase." <i>J. Biochem.</i> , 116, 621-629 (1981) [A]

EXAMINER <i>[Signature]</i>	DATE CONSIDERED 8/8/94
*EXAMINER: Initial if reference considered, whether or not examination is in conformance with MPEP 609; Draw line through criteria if not in conformance and not considered. Include copy of this form with next communication to applicant.	

Form PTO 1489 U.S. DEPARTMENT OF COMMERCE Patent and Trademark Office	App. Doct. No. 11009/D31956	Serial No. 08/202,874
INFORMATION DISCLOSURE STATEMENT (Use several sheets if necessary)		
Applicant Fu-Kuen Lin		
Filing Date February 28, 1994		Priority 4812 KOS

/	C249	Paapo et al., "Association Between Transplantation Antigens and a Viral Membrane Protein Synthesized from a Mammalian Expression Vector," <i>Cell</i> , 35, 445-453 (1983) [B]
/	C250	Palmiter et al., "Metallothionein-Human GH Fusion Genes Stimulate Growth of Mice," <i>Science</i> , 222, 809-814 (November 18, 1983) [A]
/	C251	Pancrazz et al., "A Simple 3-Step Procedure for Purifying Baboon Urinary Erythropoietin to Apparent Homogeneity," <i>Exp. Hematol.</i> , 11, Supp. 14, Abst. 102 (1983) [F]
/	C252	Parekh et al., "N-Glycosylation and in vitro Enzymatic Activity of Human Recombinant Tissue Plasminogen Activator Expressed in Chinese Hamster Ovary Cells and a murine Cell line," <i>Biochemistry</i> , 28, 7670-7679 (1989) [F]
/	C253	Pavlovic-Kentem et al., "Effects of Prostaglandin Synthetase Inhibitors, Salt Overload and Renomedullary Dissection on the Hypoxia Stimulated Erythropoietin Production in Rats," <i>Exp. Hematol.</i> , 8(Supp. 8), 233-291 (1980) [A]
/	C254	Fellicer et al., "Altering Genotype and Phenotype by DNA-Mediated Gene Transfer," <i>Science</i> , 209, 1414-1422 (Sept. 19, 1980) [F]
/	C255	Pennathur-Das et al., "Evidence for the Presence of CFU-E with Increased In Vitro Sensitivity to Erythropoietin in Sickle Cell Anemia," <i>Blood</i> , 63(5), 1168-71 (May 1984) [A]
/	C256	Pennica et al., "Cloning and expression of human tissue-type plasminogen activator cDNA in <i>E. coli</i> ," <i>SOI</i> , 214-221 (Jan. 20, 1983) [B]
/	C257	Pennica et al., "Human tumour necrosis factor: precursor structure, expression and homology to lymphotoxin," <i>Nature</i> , 312, 724-728 (December 27, 1984) [B, F]
/	C258	Pitha et al., "Induction of human β -interferon synthesis with poly (I+ <i>C</i>) in mouse cells transfected with cloned cDNA plasmids," <i>P.N.A.S. (USA)</i> , 79:4337-4341 (July 1982) [B]
/	C259	"Points to Consider in the Characterization of Cell Lines Used to Produce Biologics", June 1, 1984, Office of Biologics Research Review, Center for Drugs & Biologics, U.S. Food & Drug Administration (Section A - Part 2) (not enclosed) [A]
/	C260	Powell et al., "Human erythropoietin gene: High level expression in stably transfected mammalian cells and chromosome localization," <i>P.N.A.S. (USA)</i> , 63, 6465-6469 (September 1986) [F]
/	C261	Prooijen-Knept et al., "In Situ Hybridization of DNA Sequences in Human Metaphase Chromosomes Visualized by an Indirect Fluorescent Immunocytochemical Procedure," <i>Exp. Cell Res.</i> , 141, 398-407 (1982) [A] 397-407 (1982) [A]

EXAMINER J. Hill	DATE CONSIDERED 8/8/94
*EXAMINER: Initial if reference considered, whether or not citation is in conformance with MPEP 609; Draw line through citation if not in conformance and not considered. Include copy of this form with next communication to applicant.	

SHEET 20 OF 26

Form PTO-1449	U.S. Department of Commerce Patent and Trademark Office	App. Docket No. 11009/D31956	Serial No. 08/202,874
INFORMATION DISCLOSURE STATEMENT		Applicant Fu-Kuen Lin	
<i>(Use several sheets if necessary)</i>		Filing Date February 28, 1994	Group 1842 / 605

<i>L</i>	C262	Ramabhadran et al., "Synthesis and Glycosylation of the Common α Subunit of Human Glycoprotein Hormones in Mouse Cells," <i>Proc. Nat'l. Acad. Sci. (USA)</i> , 81, 6701-6705 (1984) [B]
<i>L</i>	C253	Rambach et al., "Acid Hydrolysis of Erythropoietin," <i>Proc. Soc. Exp. Biol.</i> , 99, 482-483 (1958) [F]
<i>L</i>	C264	Ravetch et al., "Evolutionary approach to the question of immunoglobulin heavy chain switching: Evidence from cloned human and mouse genes," <i>P.N.A.S. (USA)</i> , 77(11), 6734-6738 (November 1980) [F]
<i>L</i>	C265	Reccay et al., "Structural Characterization of Natural Human Urinary and Recombinant DNA-derived Erythropoietin," <i>J Biol Chem.</i> , 262(35), 7156-7163 (December 15, 1987) [F]
<i>L</i>	C266	Reilly et al., "Use of synthetic oligonucleotides to clone genomic DNA: isolation of a (RNA) ^{pol} gene from mouse," <i>DNA</i> , 1, 192 (1982) [D,E]
<i>L</i>	C267	Resegotti et al., "Treatment of aplastic anaemia with roethenolone, stanzolol and nandrolone," <i>Panminerva Medica</i> , 21, 243-248 (1981) [A]
<i>L</i>	C268	Reyes et al., "Isolation of a cDNA clone for the murine transplantation antigen H-2K ^b ," <i>P.N.A.S. (USA)</i> , 79, 3270-3274 (May 1982) [A]
<i>L</i>	C269	Reyes et al., "Transfection of an H-2K ^b -Related Molecule by Molecular Cloning," <i>Immunogenetics</i> , 14, 383-392 (1981) [F]
<i>L</i>	C270	Riggs et al., "Synthetic DNA and Medicine," <i>Am. J. Hum. Genet.</i> , 31, 531-538 (1979) [F]
<i>L</i>	C271	Ringold et al., "Co-Expression and Amplification of Dihydrofolate Reductase cDNA and the <i>Escherichia coli</i> XGPRT Gene in Chinese Hamster Ovary Cells," <i>J. Mol. & Appl. Genetics</i> , 1(3), 165-175 (1981) [F]
<i>L</i>	C272	Robson et al., "Polysome immunoprecipitation of phenylalanine hydroxylase mRNA from rat liver and cloning of its cDNA," <i>P.N.A.S. (USA)</i> , 79, 4701-4705 (August 1982) [F]
<i>L</i>	C273	Rose et al., "Expression from Cloned cDNA of Cell-Surface Secreted Forms of the Glycoprotein of Vesicular Stomatitis Virus in Eucaryotic Cells," <i>Cell</i> , 30, 753-762 (1982) [B]
<i>L</i>	C274	Ross et al., "Phosphotyrosine-containing proteins isolated by affinity chromatography with antibodies to a synthetic hapten," <i>Nature</i> , 294, 654-656 (December 17, 1981) [A]
<i>L</i>	C275	Roth et al., "Influenza Virus Hemagglutinin Expression is Polarized in Cells Infected with Recombinant SV40 Viruses Carrying Cloned Hemagglutinin DNA," <i>Cell</i> , 33, 435-443 (1983) [B]

EXAMINER <i>J. Smith</i>	DATE CONSIDERED <i>5/11/94</i>
*EXAMINER: Initial if reference considered, whether or not citation is in conformance with MPEP 609; Draw line through citation if not in conformance and not considered. Include copy of this form with next communication to applicant.	

SHEET 21 OF 27

Form 70-140	U.S. Department of Commerce Patent and Trademark Office	App. Number 11009/D31956	Serial No. 08/202,874
INFORMATION DISCLOSURE STATEMENT		Applicant Fu-Kuen Lin	
(Use several sheets if necessary.)		Filing Date February 28, 1994	Class 1822 1805

<input checked="" type="checkbox"/>	C276	Rothmann et al., "Erythropoietin-Dependent Erythrocytosis Associated with Hepatic Angiosarcoma," <i>J. Surg. Oncol.</i> , 26, 105-108 (1982) [A]
<input checked="" type="checkbox"/>	C277	Saito et al., "In Vitro Assay of Erythropoietin: Simple Determination in a Small Amount of Human Serum Samples," <i>Jap. J. Med.</i> , 23(1), 15-21 (February 1984) [A]
<input checked="" type="checkbox"/>	C278	Saito et al., "Translation of Human Erythropoietin-mRNAs," <i>Exp. Hematol.</i> , 11(14), 228 (1983) [F]
<input checked="" type="checkbox"/>	C279	Sambrook et al., "Expression of Proteins on the Cell Surface Using Mammalian Vectors," <i>Experimental Manipulation of Gene Expression</i> pages 225-245, Acad. Press. (1983) [B]
<input checked="" type="checkbox"/>	C280	Sanger et al., "DNA Sequencing with chain-terminating inhibitors," <i>P.N.A.S. (USA)</i> , 74, 5463-5467 (December 1977) [A,F]
<input checked="" type="checkbox"/>	C281	Sasaki, "Isolation of erythropoietin by monoclonal antibody," <i>Biomed. Biochim. Acta.</i> , 42(11/12), S202-206 (1983) [A,F]
<input checked="" type="checkbox"/>	C282	Scahell et al., "Expression and characterization of the product of a human immune interferon cDNA gene in Chinese hamster ovary cells," <i>Proc. Nat'l. Acad. Sci. (USA)</i> , 80, 4654-4658 (1983) [B]
<input checked="" type="checkbox"/>	C283	Schulze et al., "Identification of the cloned gene for the murine transplantation antigen H-2K ^b by hybridization with synthetic oligonucleotides," <i>Mol. & Cell Biol.</i> , 3(4), 750-755 (April 1983) [D]
<input checked="" type="checkbox"/>	C284	Schwartz et al., "Severe Anemia as a Manifestation of Metastatic Jugular Paraganglioma," <i>Arch Otolaryngol.</i> , 109, 269-272 (April 1983) [A]
<input checked="" type="checkbox"/>	C285	Suzburg et al., "Synthesis of growth hormone by bacteria," <i>Nature</i> , 276, 199-198 (December 1978) [F]
<input checked="" type="checkbox"/>	C286	Seel et al., "Isolation of a genomic clone containing structural information for the DRc subunit," <i>Fed. Proc.</i> , 41:365 (1982)/Chemistry and Molecular Biology of Ia/Dr Antigens Abstract 563 (1982) [D,E,F]
<input checked="" type="checkbox"/>	C287	Shahidi, "Androgens and Erythropoiesis," <i>New Eng. J. Med.</i> , 289, 72-80 (July 12, 1973) [A]
<input checked="" type="checkbox"/>	C288	Sherwood et al., "A Radioimmunoassay for Erythropoietin," <i>Blood</i> , 54(4), 885-893 (October 1979) [F]
<input checked="" type="checkbox"/>	C289	Sherwood et al., "Erythropoietin Titers in Sickle Cell Disease & Chronic Renal Failure," <i>Blood Suppl. 1</i> , 58, Abstract 105 (1981) [F]
<input checked="" type="checkbox"/>	C290	Sherwood et al., "Extraction of erythropoietin from normal kidneys," <i>Endo</i> , 103(3), 866-870 (1978) [D,F]

EXAMINER <i>[Signature]</i>	DATE CONSIDERED <i>8/94</i>
*EXAMINER: Initial if reference considered, whether or not citation is in conformance with MPEP 609; Draw line through citation, if not in conformance and not considered. Include copy of this form with next communication to applicant.	

479

INFORMATION DISCLOSURE STATEMENT (Use several sheets if necessary)		App. No. 11009/D3:956	Serial No. 08/202,374
Applicant Fu-Kuen Lin			
Filing Date February 28, 1994			Class 1842/905

✓	C291	Shiramizu et al., "Human Renal Carcinoma Cells Secreting Erythropoietin in vivo and in vitro," <i>Blood</i> , 78(10), Supp. 1 (Nov. 15, 1991) [F]
✓	C292	Singer-Sam et al., "Isolation of a cDNA clone for human X-linked 3 phosphoglycerate kinase by use of a mixture of synthetic oligodeoxyribonucleotides as a detection probe," <i>P.N.A.S. (USA)</i> , 80, 862-806 (February 1983) [A, D, F]
✓	C293	Smith et al., "Construction and characterization of an infectious vaccinia virus recombinant that expresses the influenza hemagglutinin gene and induces resistance to influenza virus infection in hamsters," <i>Proc. Nat'l. Acad. Sci. (USA)</i> , 80, 7155-7159 (1983) [B]
✓	C294	Southern et al., "Transformation of Mammalian Cells to Antibiotic Resistance with a Bacterial Gene Under Control of the SV40 Early Region Promoter," <i>J. Mol. Appl. Genet.</i> , 1(4), 327-341 (1982) [D]
✓	C295	Southern, "Detection of Specific Sequences Among DNA Fragments Separated by Gel Electrophoresis," <i>J. Mol. Biol.</i> , 98, 503-517 (1975) [F]
✓	C296	Spellman et al., "Carbohydrate Structure of Human Tissue Plasminogen Activator Expressed in Chinese Hamster Ovary Cells," <i>J. of Biol. Chem.</i> , 264(24), 14100-14111 (Aug. 26, 1989) [F]
✓	C297	Spellman et al., "Carbohydrate Structure of Recombinant Soluble Human CD4 Expressed in Chinese Hamster Ovary Cells," <i>Biochemistry</i> , 30(9), 2395-2406 (1991) [F]
✓	C298	Srinivas et al., "Membrane Association and Defective Transport of Spleen Focus-forming Virus Glycoproteins," <i>J. Biol. Chem.</i> , 258, 14718-14724 (1983) [B]
✓	C299	Sieck et al., "Cell Surface Properties of Spontaneously Metastasizing Rat Mammary Adenocarcinoma Cell Clones," <i>Transplantation Proceedings</i> , 16, 355-360 (1984) [B]
✓	C300	Storring et al., "The International Standard for Recombinant DNA Derived Erythropoietin Collaborative Study of Form Recombinant DNA Derived Erythropoietins and Two Highly Purified Human Urinary Erythropoietins," <i>J. of Endo.</i> , 134, 459-84 (1992) [F]
✓	C301	Strickland, "Occurrence of Sulfate on the N-Linked Oligosaccharides of Human Erythropoietin," <i>J. of Cellular Biochemistry</i> , Suppl. 16D, Abstract No. P324 (1992) [F]
✓	C302	Sue et al., "Site-specific antibodies to human erythropoietin directed toward the NH ₂ -terminal region," <i>Proc. Nat. Acad. Sci. (USA)</i> , 80, 3651-3655 (1983) [A, E, F]
✓	C303	Suggs et al., "Use of Synthetic Oligodeoxyribonucleotide for the Isolation of Specific Cloned DNA Sequences," <i>Developmental Biology Using Purified Genes</i> , 683-693 (D. Brown, Ed., 1981) [D, F]

EXAMINER [Signature]	DATE CONSIDERED 4/6/94
*EXAMINER: Initial if reference considered, whether or not citation is in conformance with MPEP 609; Draw line through citation if not in conformance and not considered. Include copy of this form with next communication to applicant.	

Form PTO 440	U.S. Department of Commerce Patent and Trademark Office	App. Docket No. 11009/D31956	Serial No. 08/2C2.874
INFORMATION DISCLOSURE STATEMENT		Applicant Fu-Kuen Lin	
<i>(Use several sheets if necessary)</i>		Filing Date February 28, 1994	Class 1842 1805

/	C304	Suggs et al., "Use of synthetic oligonucleotides as hybridization probes: Isolation of cloned cDNA sequences for human B ₂ -microglobulin." <i>P.N.A.S. (USA)</i> , 78, 6613-6617 (1981) [A,B,D,E,F]
/	C305	Sytowski et al., "A Novel Radioimmunoassay for Human Erythropoietin Using a Synthetic NH ₂ -Terminal Polypeptide and Anti-Peptide Antibodies." <i>J. Immunol. Methods</i> , 69, 181-186 (1984) [A,F]
/	C306	Sytowski et al., "The Biochemistry of Erythropoietin. An Approach to its mode of Action." <i>Exp. Hematol., 8(Suppl. 8)</i> , 52-63 (1980) [A]
/	C307	Szczak et al., "Hybridization with Synthetic Oligonucleotides." <i>Meth. in Enzymol.</i> , 68, 419-429 (1979) [F]
/	C308	Takeuchi et al., "Relationship between sugar chain structure and biological activity of recombinant human erythropoietin produced in Chinese hamster ovary cells." <i>P.N.A.S. (USA)</i> , 86, 7819-7822 (Oct. 1989) [F]
/	C309	Tahmudge et al., "Eukaryotic Signal Sequence Transports Insulin Antigen in <i>Escherichia coli</i> ." <i>P.N.A.S. USA</i> 77(6), 3369-3373 (June 1980) [A,B,D]
/	C310	Tambourin et al., "Production of erythropoietin-like activity by a murine erythroleukemia cell line." <i>P.N.A.S. (USA)</i> , 80, 6269-6273 (1983) [A,F]
/	C311	Taub et al., "An Improved Method for Preparing Large Arrays of Bacterial Colonies Containing Plasmids for Hybridization. In Situ Purification and Stable Binding of DNA on Paper Filters." <i>Anal. Biochem.</i> , 126, 222-230 (1982) [A]
/	C312	Taub et al., "An Improved Method for preparing large arrays of bacterial colonies containing plasmids for hybridization: in situ purification and stable binding of DNA on paper filters." <i>Chemical Abstracts</i> , 97(23), 164. Abstract No. 194002y (December 12, 1982) [A]
/	C313	Testa et al., "Role of Purified Erythropoietin in the Amplification of the Erythroid Compartment." <i>Exp. Hematol., 8(Suppl. 8)</i> , 144-152 (1980) [A]
/	C314	Tong et al., "The Formation of Erythrocyte Membrane Proteins during Erythropoietin-induced Differentiation." <i>J. Biol. Chem.</i> , 256(24), 12666-12672 (December 25, 1981) [A]
/	C315	Toole et al., "Molecular cloning of a cDNA encoding human antithrombotic factor." <i>Nature</i> , 312, 342-347 (November 8, 1984) [F]
/	C316	Tramontano et al., "Statistical evaluation of the coding capacity of complementary DNA strands." <i>Nucleic Acids Research</i> , 12(12), 5049-5059 (1984) [A]
/	C317	Uchida et al., "Erythropoiesis in the aged mouse." <i>J. Lab. Clin. Med.</i> , 103(4), 574-580 & 581-588 (1984) [A]

EXAMINER <i>[Signature]</i>	DATE CONSIDERED <i>8/19/94</i>
*EXAMINER: Initial if reference considered, whether or not citation is in conformance with NPEP 609. Draw line through citation if not in conformance and not considered. Include copy of this form with next communication to applicant.	

SHEET 14 OF 26

Form PTO-1449	U.S. Department of Commerce Patent and Trademark Office	App. Docket No. 11009/D31956	Serial No. 08/202,874
INFORMATION DISCLOSURE STATEMENT <i>(Use several sheets if necessary)</i>		Applicant Fu-Kuen Lin	
		Filing Date February 28, 1994	Class J312 / 665

✓	C318	Ullrich et al., "Insulin-like growth factor I receptor primary structure: comparison with insulin receptor suggests structural determinants that define functional specificity," <i>EMBO J.</i> , 5(10), 2503-2512 (1986) [F]
✓	C319	Ullrich et al., "Human epidermal growth factor receptor cDNA sequence and aberrant expression of the amplified gene in A431 epidermoid carcinoma cells," <i>Nature</i> , 309, 418-425 (May 31, 1984) [F]
✓	C320	Ullrich et al., "Human insulin receptor and its relationship to the tyrosine kinase family of oncogenes," <i>Nature</i> , 313, 756-761 (February 26, 1985) [F]
✓	C321	Ullrich et al., "Rat Insulin Genes: Construction of Plasmids Containing the Coding Sequences," <i>Science</i> , 196, 1313-1319 (June 17, 1977) [A]
✓	C322	Ullrich et al., "Isolation of the Human Insulin-Like Growth Factor I Gene Using a Single Synthetic DNA Probe," <i>EMBO J.</i> , 3(2):361-364 (1984) [D.F]
✓	C323	Urabe et al., "The Influence of Steroid Hormone Metabolites on the In Vitro Development of Erythroid Colonies Derived from Human Bone Marrow," <i>J. Exp. Med.</i> , 149, 1314-1325 (June 1979) [A]
✓	C324	Urlaub et al., "Isolation of Chinese Hamster cell mutants deficient in dihydrofolate reductase activity," <i>Proc. Nat. Acad. Sci. (USA)</i> , Vol. 77(7), 4215-4220 (July 1980) [A,D,F]
✓	C325	Van Stone et al., "Effect of erythropoietin on anemia of peritoneally dialyzed anephric rats," <i>Kidney Int'l.</i> , 15, 370-375 (1979) [F]
✓	C326	Van der Ploeg et al., "DNA Methylation in the Human $\gamma\delta\beta$ -Globin Locus in Erythroid and Nonerythroid Tissues," <i>Cell</i> , 19, 947-958 (April 1980) [F]
✓	C327	Vedovato et al., "Erythropoietin Levels in Heterozygous Beta-Thalassemia," <i>Acta Haematol.</i> , 71, 211-213 (1984) [A]
✓	C328	Vichinsky et al., "Inadequate erythroid response to hypoxia in cystic fibrosis," <i>J. Pediatr.</i> , 105(1), 15-21 (July 1984) [A]
✓	C329	Vieira et al., "The pUC plasmids, an M13mp7-derived system for insertion mutagenesis and sequencing with synthetic universal primers," <i>Gene</i> , 19, 239-263 (1982) [F]
✓	C330	Villasante et al., "Binding of microtubule protein to DNA and chromatin: possibility of simultaneous linkage of microtubule to nucleic acid and assembly of the microtubule structure," <i>Nucleic Acids Res.</i> , 9(4), 895 (1981) [F]
✓	C331	Walker et al., <i>Techniques in Molecular Biology</i> , Macmillan Pub. Co., N.Y., p. 280 (1983) [A]

EXAMINER <i>[Signature]</i>	DATE CONSIDERED <i>1/1/94</i>
*EXAMINER: Initial if reference considered, whether or not citation is in conformance with MPEP 609; Draw line through citations if not in conformance and not considered. Include copy of this form with next communication to applicant.	

Form PFD-1000	U.S. Department of Commerce Patent and Trademark Office	App. District No. 11009/DJ1956	Serial No. 03/202,874
INFORMATION DISCLOSURE STATEMENT <i>(Use several sheets if necessary.)</i>		Applicant Fu-Kuen Lin	
		Filed Date February 28, 1994	Class 3812 (20)

X	C332	Wallace et al., "The use of synthetic oligonucleotides as hybridization probes. II. Hybridization of oligonucleotides of mixed sequence to rabbit β -globin DNA," <i>Nuc. Acids Res.</i> , 9(4), 879-894 (1981) [A,D,E,F]
X	C333	Wallace et al., "A set of synthetic oligodeoxyribonucleotide primers for DNA sequencing in the plasmid vector pBR322," <i>Gene</i> , 16, 21-26 (1981) [A]
X	C334	Wallace et al., "Directed Deletion of a Yeast Transfer RNA Intervening Sequence," <i>Science</i> , 209, 1396-1400 (September 19, 1980) [D]
X	C335	Wallace et al., "Oligonucleotide Directed Mutagenesis of the Human β -globin gene: A General Method for Producing Specific Point Mutations in cloned DNA," <i>Nucleic Acids Research</i> , 9(15), 3647-3657 (1981), [D]
X	C335	Wallace et al., "Hybridization of synthetic oligodeoxyribonucleotides to Phi-chi 174 DNA: the effect of single base pair mismatch," <i>Nuc. Acids Res.</i> , 6(11), 3543-3557 (1979) [A,D,F]
X	C337	Wallis et al., "The isolation of cDNA clones for human apolipoprotein E and the detection of apoE RNA in hepatic and extra-hepatic tissues," <i>EMBO J.</i> , 2, 2369-2373 (1983) [F]
X	C338	Walter et al., "Antibodies specific for the carboxy- and amino-terminal regions of simian virus 40 large tumor antigen," <i>P.N.A.S. (USA)</i> , 77(9), 5197-5200 (September 1980) [A]
X	C339	Walter et al., "Antibodies specific for the polyoma virus middle-size tumor antigen," <i>P.N.A.S. (USA)</i> , 78, 4882-4886 (August 1981) [A]
X	C340	Wang et al., "Renal and extrarenal erythropoietin production in male and female rats of various ages," <i>J. Lab. Clin. Med.</i> , 79(2), 181-186 (February 1972) [D]
X	C341	Weiland et al., "In vivo Activity of Asialo-Erythropoietin in Combination with Asialo-Glycoproteins," <i>Blu</i> , 44(3), 173-175 (1982) [A]
X	C342	Weiss et al., "Studies of the pathogenesis of anemia of inflammation: Mechanism of impaired erythropoiesis," <i>Am. J. Vet. Res.</i> , 44(10), 1832-1835 (October 1983) [A]
X	C343	Weissman et al., "Structure and expression of human IFN- α Genes," <i>Phil. Trans. R. Soc. Lond.</i> , B299, 7-28 (1982) [B]
X	C344	White et al., "Studies on Erythropoietin," <i>Recent Progr. Hormone Res.</i> , 16, 219-262 (1960) [D]
X	C345	White et al., "Haemagglutinin of influenza virus expressed from a cloned gene promotes membrane fusion," <i>Nature</i> , 300, 658-659 (1982) [B]

EXAMINER <i>[Signature]</i>	DATE CONSIDERED 8/8/94
*EXAMINER: Initial if reference considered, whether or not citation is in conformance with MPEP 609; Draw line through citation if not in conformance and not considered. Include copy of this form with next communication to applicant.	

Form 10-144	U.S. Department of Commerce Patent and Trademark Office	App. Date No. 11009/D31956	Serial No. 08/202,874
INFORMATION DISCLOSURE STATEMENT		Applicant Fu-Kuen Lin	
(Use several sheets if necessary)		Filing Date February 28, 1994	Class 1842/103

✓	C346	Whitehead et al., "Use of a cDNA Clone for the Fourth Component of Human Complement (C4) for Analysis of a Genetic Deficiency of C4 in Guinea Pig," <i>P.N.A.S. (USA)</i> , 80, 5387-5391 (September 1983) [D,E,F]
✓	C347	Wiederkiewicz et al., "Mismatch and blunt to protruding-end joining by DNA ligases," <i>Nucleic Acids Res</i> , 15(19), 7831-7848 (1987) [F]
✓	C348	Wide et al., "Molecular charge heterogeneity of human serum erythropoietin," <i>British J Haemat.</i> , 76, 121-127 (1990) [F]
✓	C349	Wiktor et al., "Protection from rabies by a vaccinia virus recombinant containing the rabies virus glycoprotein gene," <i>Proc. Nat'l. Acad. Sci. (USA)</i> , 81, 7194-7198 (1984) [B]
✓	C350	Wong et al., "Synthetic peptide fragment of src gene product inhibits the src protein kinase and crossreacts immunologically with avian src kinases and cellular phosphoproteins," <i>P.N.A.S. (USA)</i> , 78(12), 7412-7415 (December 1981) [A]
✓	C351	Woo, "A Sensitive and Rapid Method for Recombinant Phage Screening," <i>Methods in Enzymology</i> , 68, 389-395 (1979) [A]
✓	C352	Wood et al., "Expression of active human factor VIII from recombinant DNA clones," <i>Nature</i> , 312, 330-336 (November 22, 1984) [F], 330-337 (November 22, 1984) [A]
✓	C353	Woods et al., "Isolation of Class III cDNA Clones," <i>Second Meeting on Cloning of the HLA and H-2 Regions</i> , Abstract (April 17-19, 1983) [E]
✓	C354	Woods et al., "Isolation of cDNA clones for the human complement protein factor B, a class III major histocompatibility complex gene product," <i>P.N.A.S. USA</i> 79, 5661-5665 (Sept. 1982) [A,D,E,F]
✓	C355	Woods et al., "Isolation of a cDNA Clone Corresponding to the MHC Linked Complement Protein Factor B," <i>Mol Immunology</i> , 19, 1411 (1982) [F]
✓	C356	Yanagawa et al., "Isolation of Human Erythropoietin with Monoclonal Antibodies," <i>J. Biol. Chem.</i> , 259(3), 2707-2710 (March 10, 1984) [A,F]
✓	C357	Yanagawa et al., "Hybridomas for Production of Monoclonal antibodies to Human Erythropoietin," <i>Blood</i> , 64(2), 357-364 (August 1984) [A,F]
✓	C358	Young et al., "Efficient isolation of genes by using antibody probes," <i>P.N.A.S.</i> 80, 1194-1198 (March 1983) [A]
✓	C359	Yuen et al., "The Spectrum of N-linked oligosaccharide structures detected by enzymic microsequencing on a recombinant soluble CD4 glycoprotein from Chinese hamster ovary cells," <i>Eur. J. Biochem.</i> , 192, 523-528 (1990) [F]
✓	C360	Zinn et al., "Regulated expression of an extrachromosomal human β -interferon gene in mouse cells," <i>P.N.A.S. (USA)</i> , 79, 4897-4901 (August 1982) [D]

EXAMINER <i>[Signature]</i>	DATE CONSIDERED 8/1/94
*EXAMINER: Initial if reference considered, whether or not citation is in conformance with MPEP 609; Draw line through citation if not in conformance and not considered. Include copy of this form with next communication to applicant.	