

EXHIBIT 3
TO DECLARATION
OF CHAD DROWN



(12) **United States Patent**
Schnelle et al.

(10) **Patent No.:** US 6,233,592 B1
 (45) **Date of Patent:** May 15, 2001

- (54) **SYSTEM FOR ELECTRONIC PUBLISHING**
- (75) **Inventors:** Christoph Schnelle; Abha Lessing; Peter Mariani, all of New South Wales (AU)
- (73) **Assignee:** Time Base Pty Limited, New South Wales (AU)
- (*) **Notice:** Subject to any disclaimer, the term of this patent is extended or adjusted under 35 U.S.C. 154(b) by 0 days.

- (21) **Appl. No.:** 09/108,999
- (22) **Filed:** Jul. 1, 1998

Related U.S. Application Data

- (63) **Continuation of application No. PCT/AU98/00050, filed on Jan. 30, 1998.**

(30) **Foreign Application Priority Data**

- Jan. 31, 1997 (AU) 04892
- (51) **Int. Cl.⁷** **G06F 17/21**
- (52) **U.S. Cl.** **707/513; 345/355**
- (58) **Field of Search** **707/513, 203, 707/100, 526; 345/327, 333, 348, 349, 355, 356**

(56) **References Cited**

U.S. PATENT DOCUMENTS

- 4,558,413 * 12/1985 Schmidt et al. 707/203
- 4,627,019 * 12/1986 Ng 707/8
- 4,714,992 * 12/1987 Gladney et al. 707/206

- 4,853,843 * 8/1989 Ecklund 707/203
- 4,875,159 * 10/1989 Cary et al. 707/203
- 5,287,496 2/1994 Chen et al. 707/203
- 5,740,425 * 4/1998 Povilus 707/100
- 5,835,087 * 11/1998 Herz et al. 345/327
- 6,026,388 * 2/2000 Liddy et al. 707/1

OTHER PUBLICATIONS

PCT/US96/17142 Jan. 5, 1997 WIPO International Publication No. WO 97/15890.
 Adrienne Azaria "SGML: A Lifesaver in a Sea of Electronic Documents." Network World 11/50, Dec. 12, 1994.*

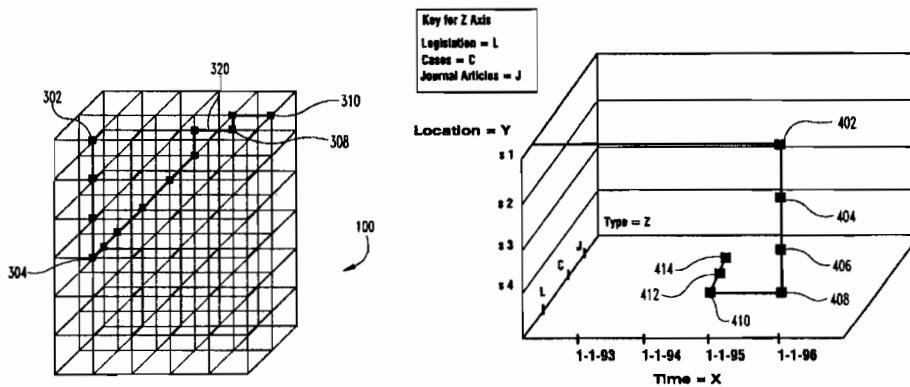
* cited by examiner

Primary Examiner—Stephen S. Hong
 (74) **Attorney, Agent, or Firm**—Clifford W. Browning; Woodard Emhardt Naughton Moriarty & McNett

(57) **ABSTRACT**

The present invention relates to a method, apparatus and system for publishing electronic information. The system includes a plurality of predefined portions of data with each predefined portion being encoded with at least one linking means. For each predefined portion, each predefined portion is stored and, where such predefined portion has been modified, each such modified predefined portion is stored. Further, the system has a plurality of attributes. Each attribute is a point on an axis of a multidimensional space for organizing the data. The plurality of predefined portions of the data may be encoded using Standard Generalized Markup Language (SGML) OR XML. Still further, the data is encoded using one or more Document Type Definitions (DTD) or Style Sheet Mechanisms (SSM).

58 Claims, 15 Drawing Sheets



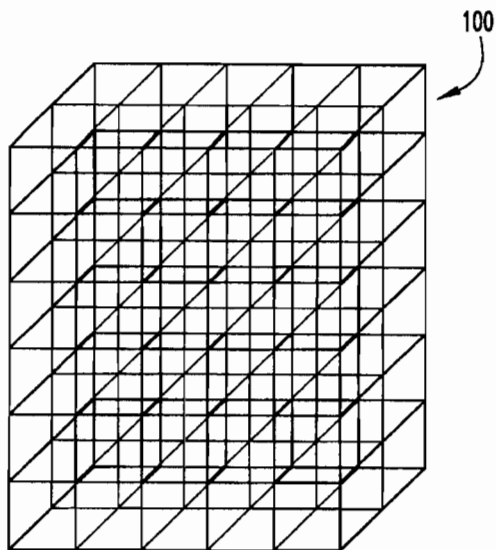


Fig. 1

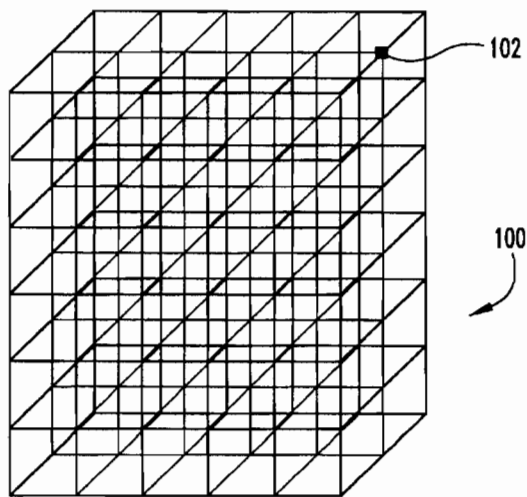


Fig. 2

U.S. Patent

May 15, 2001

Sheet 2 of 15

US 6,233,592 B1

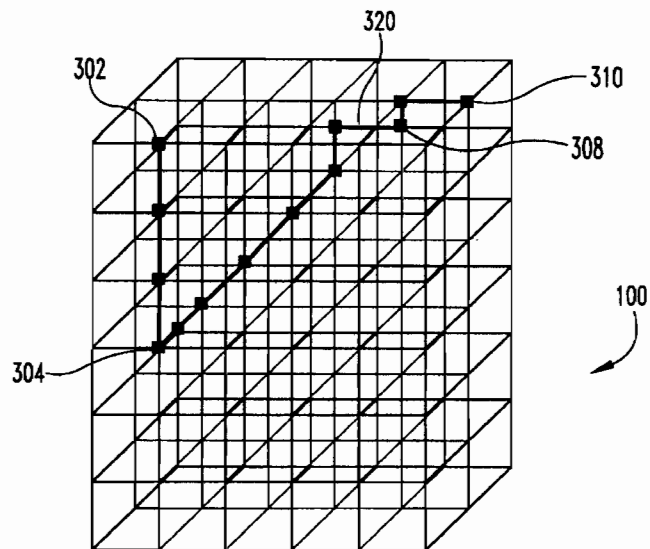


Fig. 3

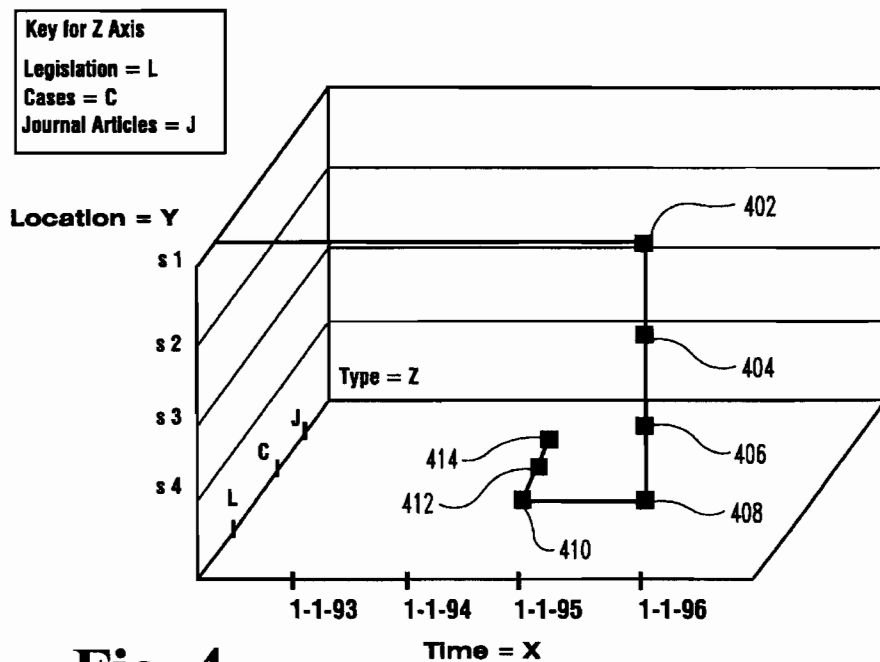


Fig. 4

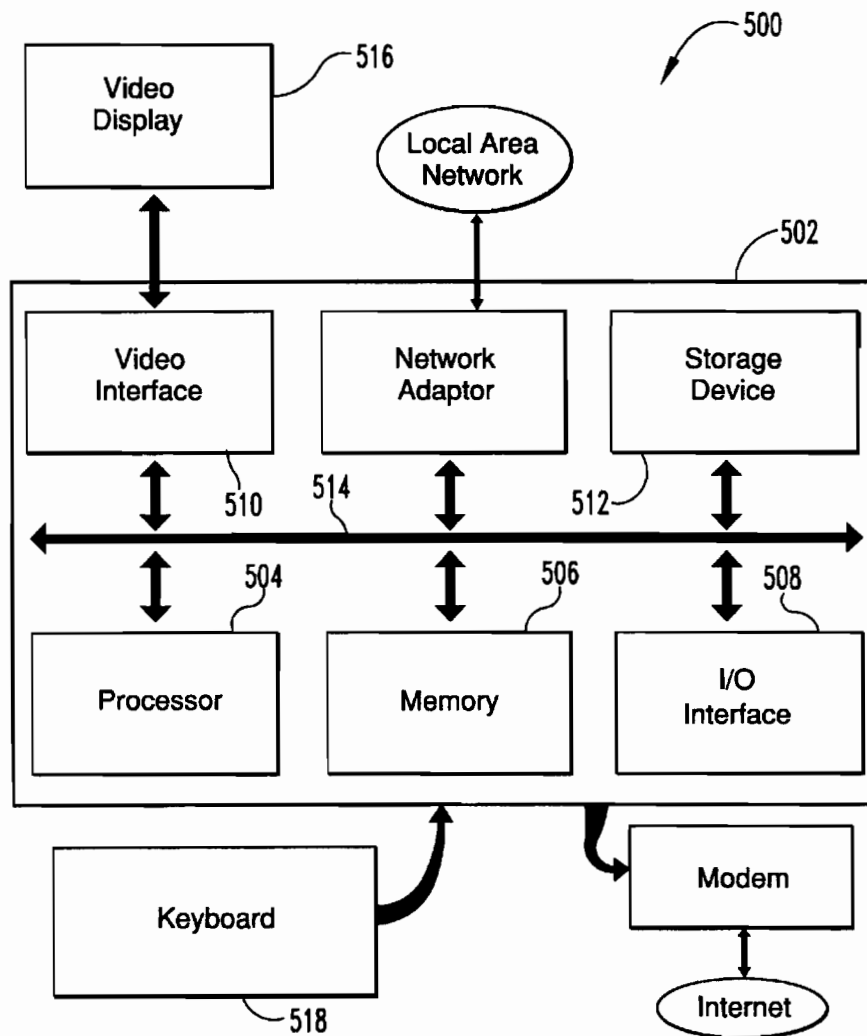


Fig. 5

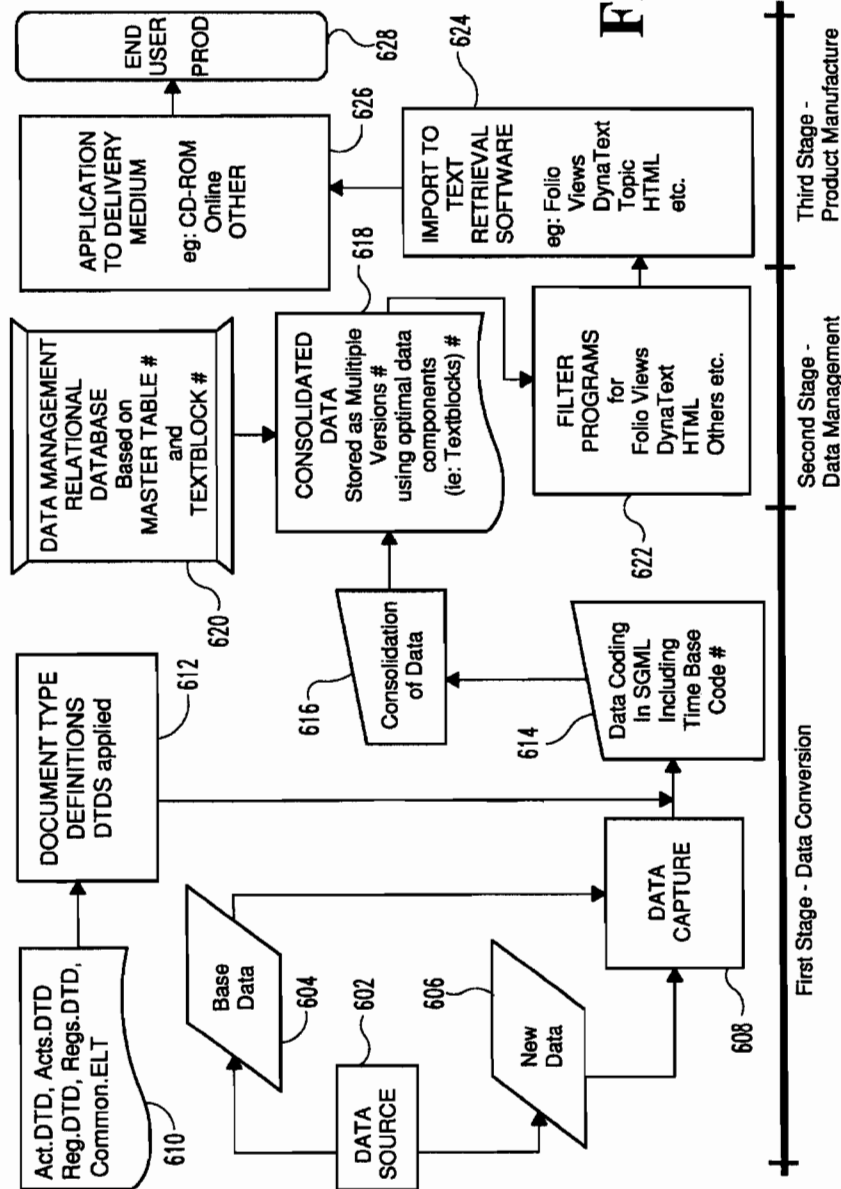


Fig. 6

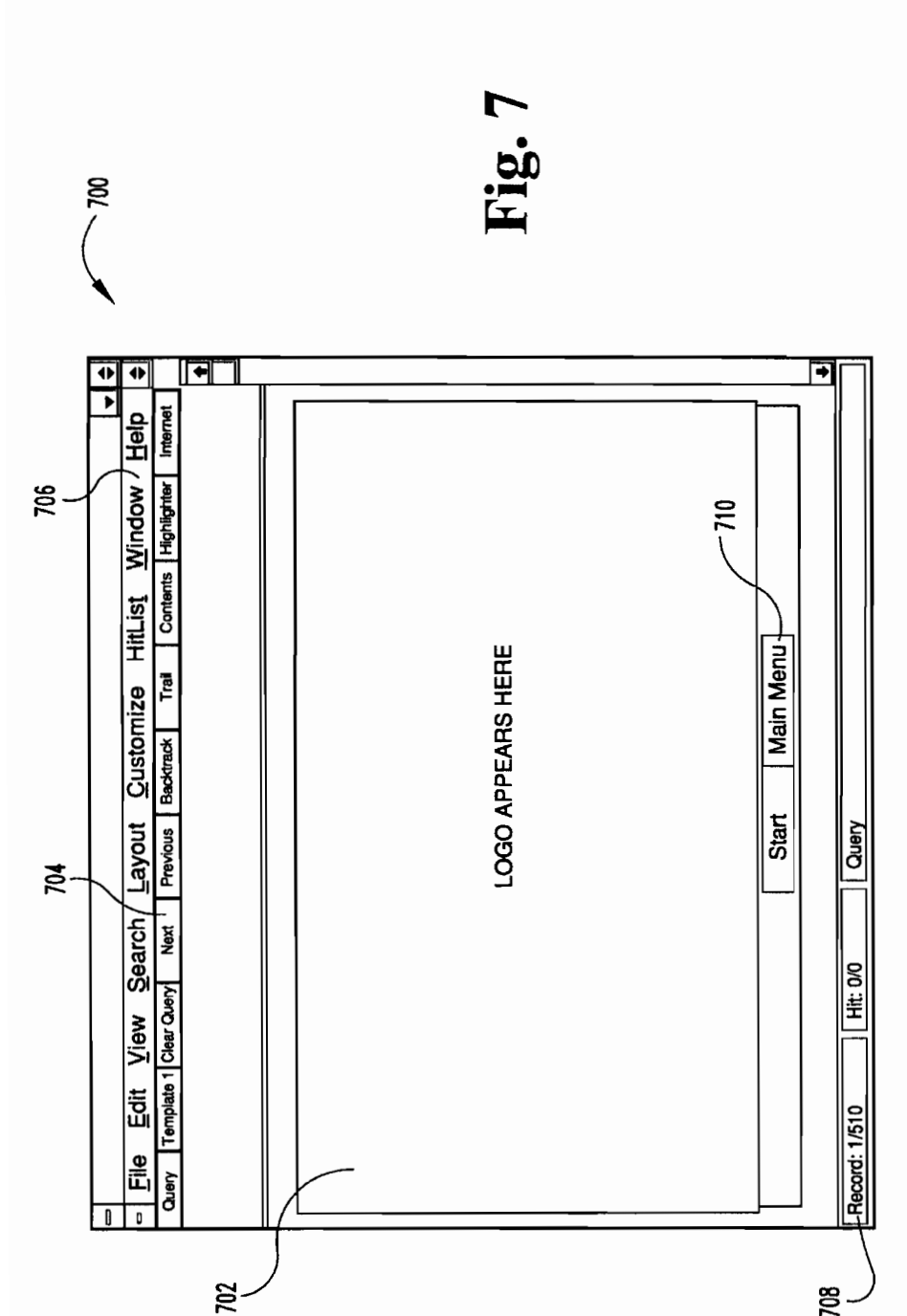


Fig. 7

800

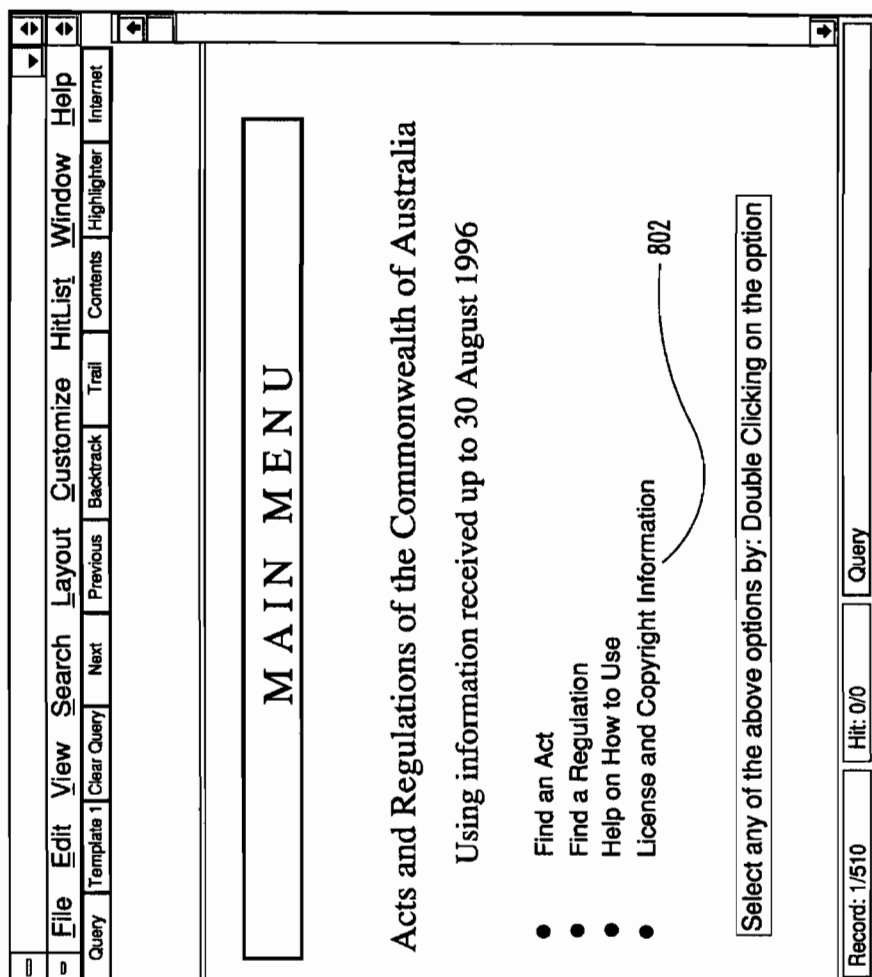
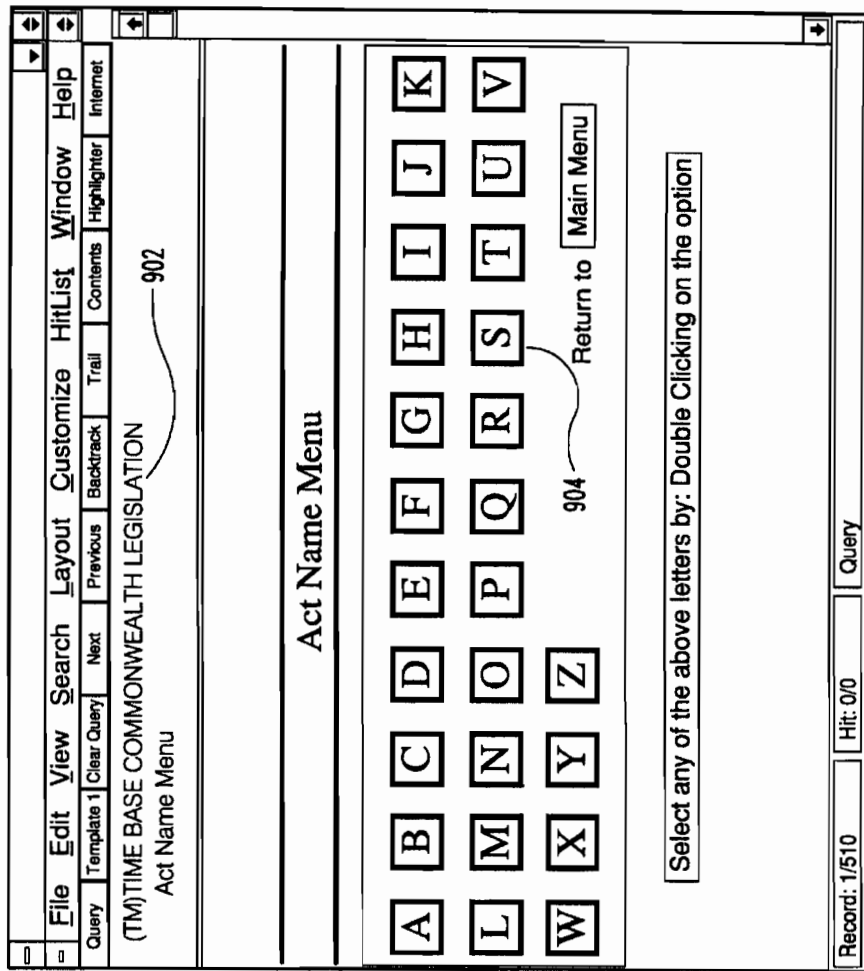


Fig. 8



900

Fig. 9

902

904

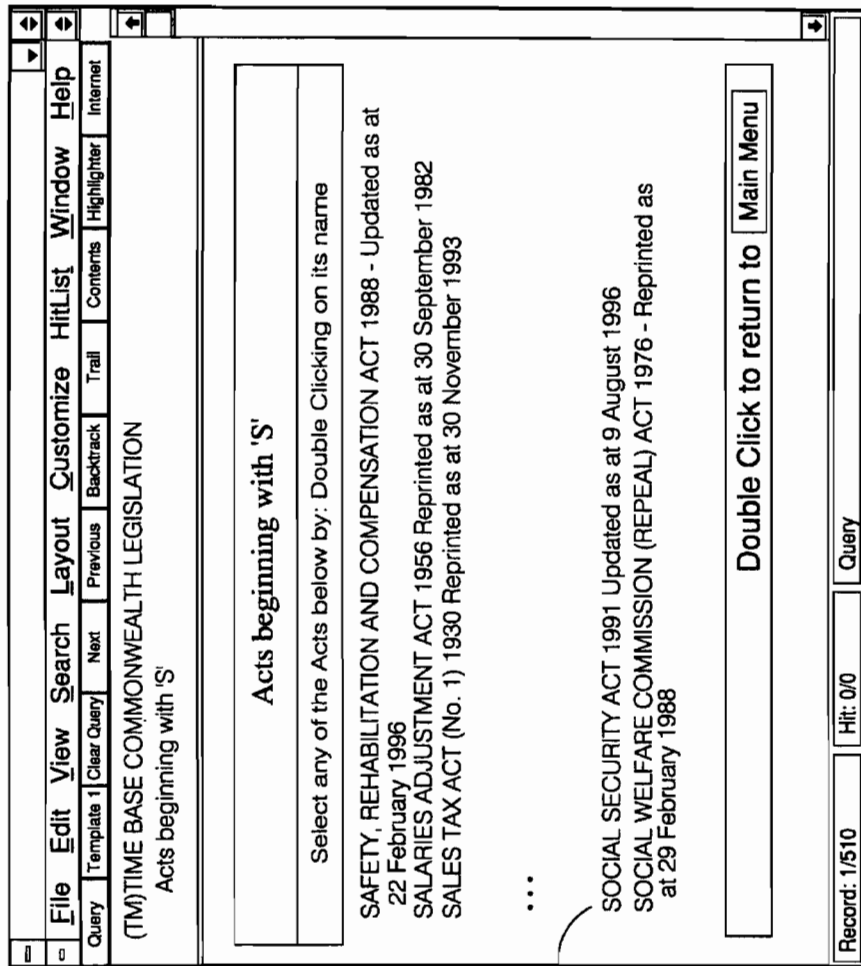
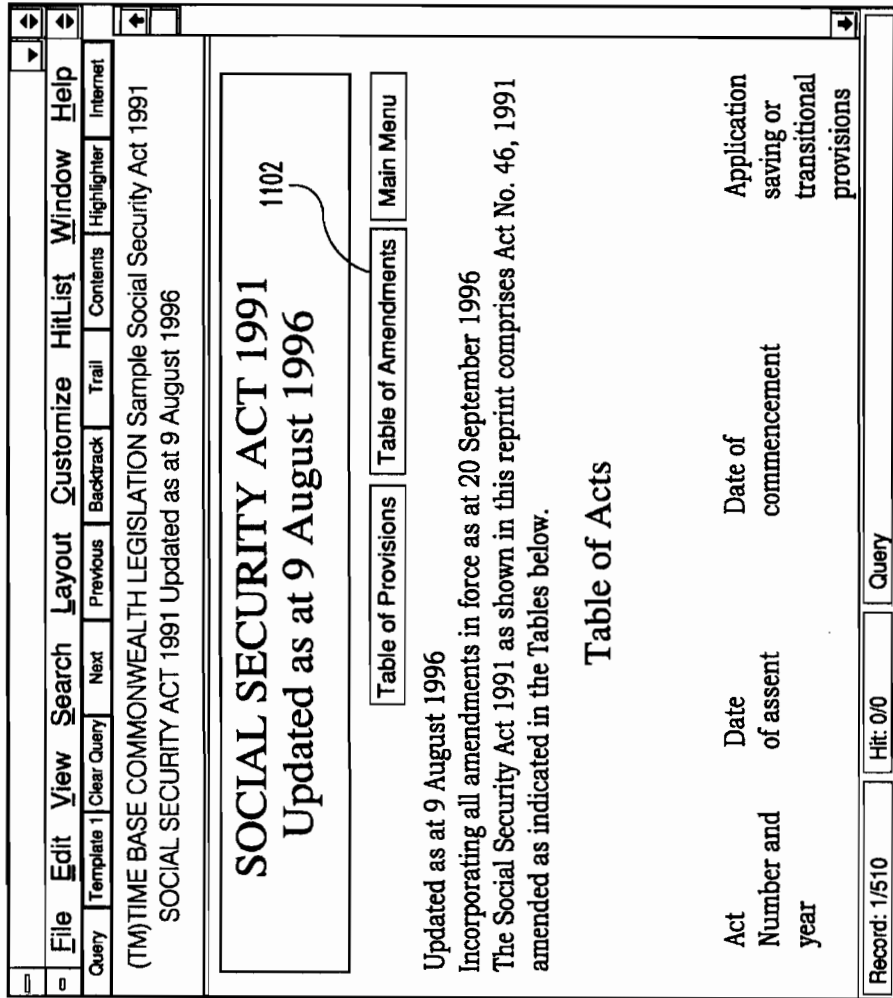


Fig. 10



1100

Fig. 11

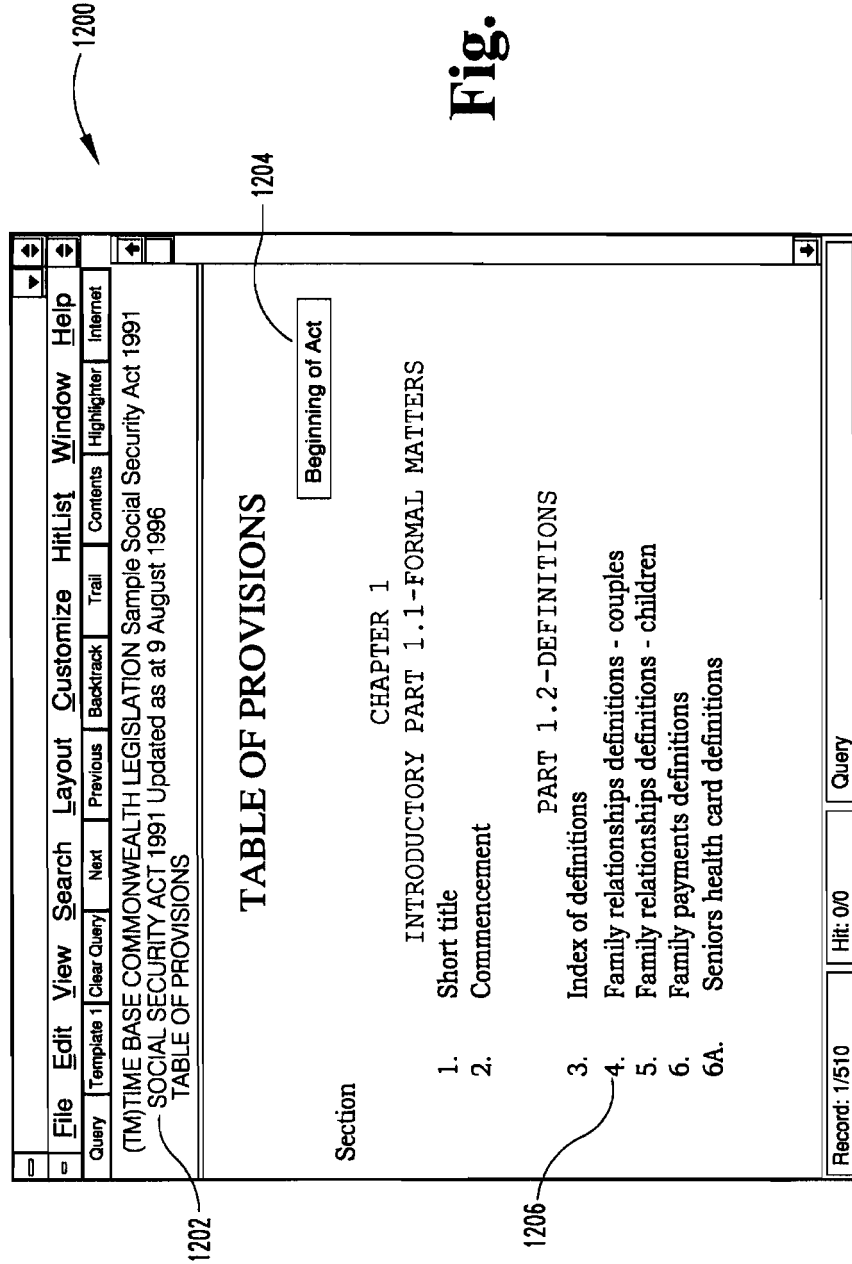


Fig. 12

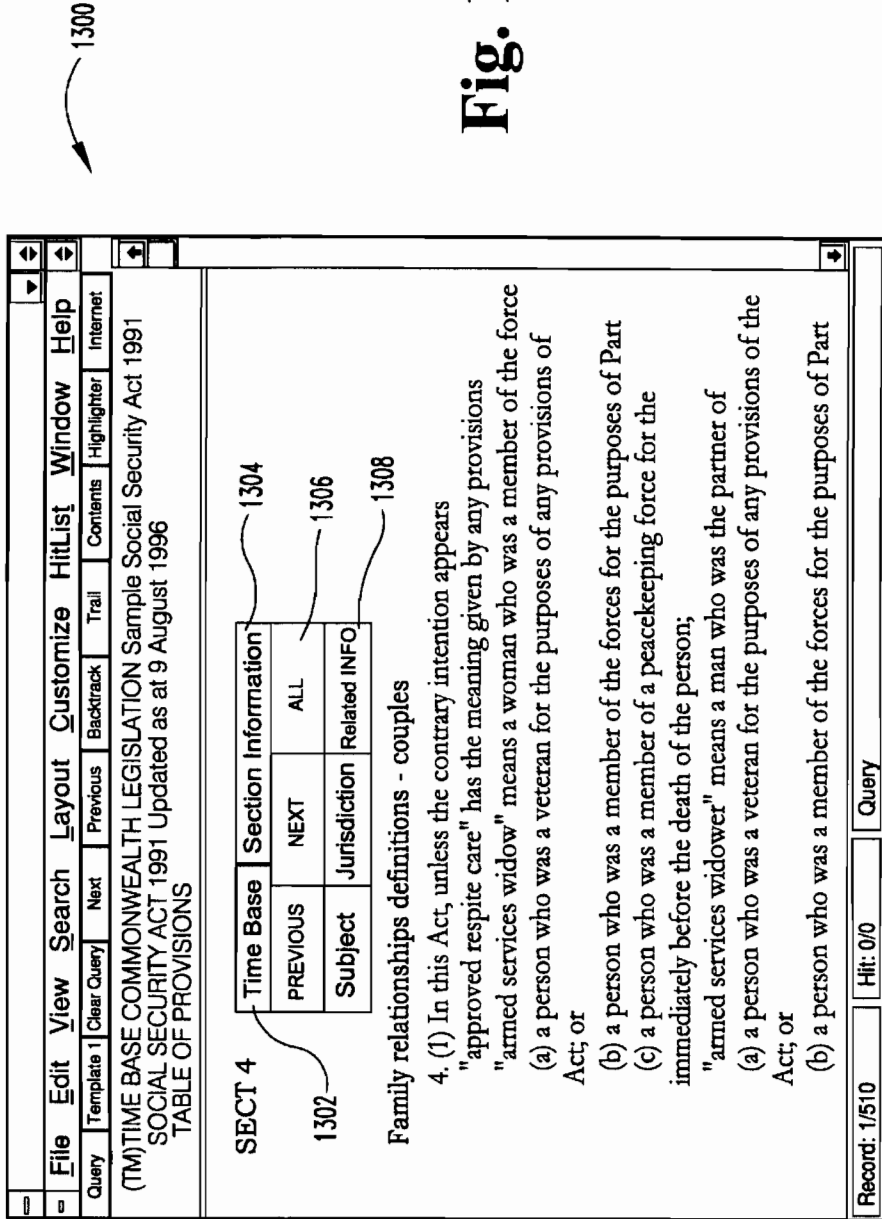


Fig. 13

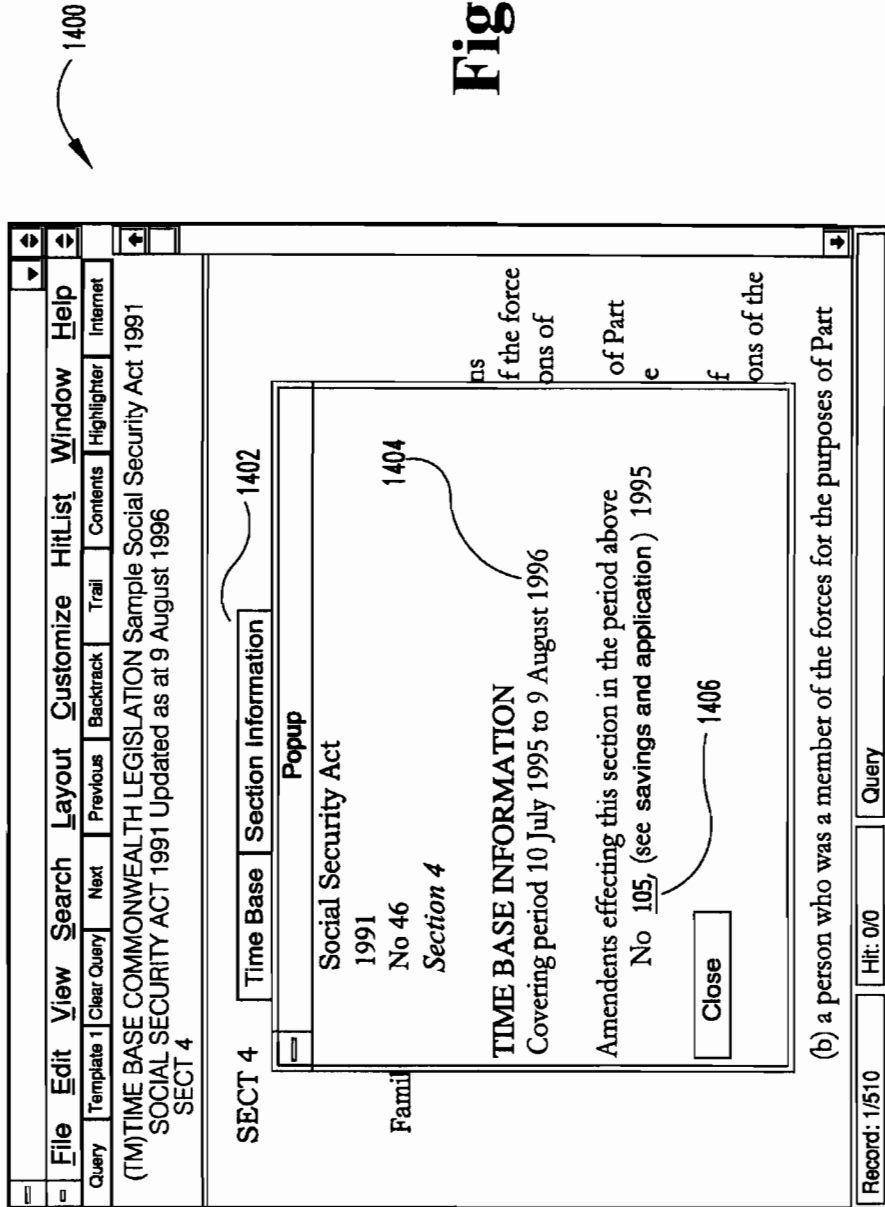


Fig. 14

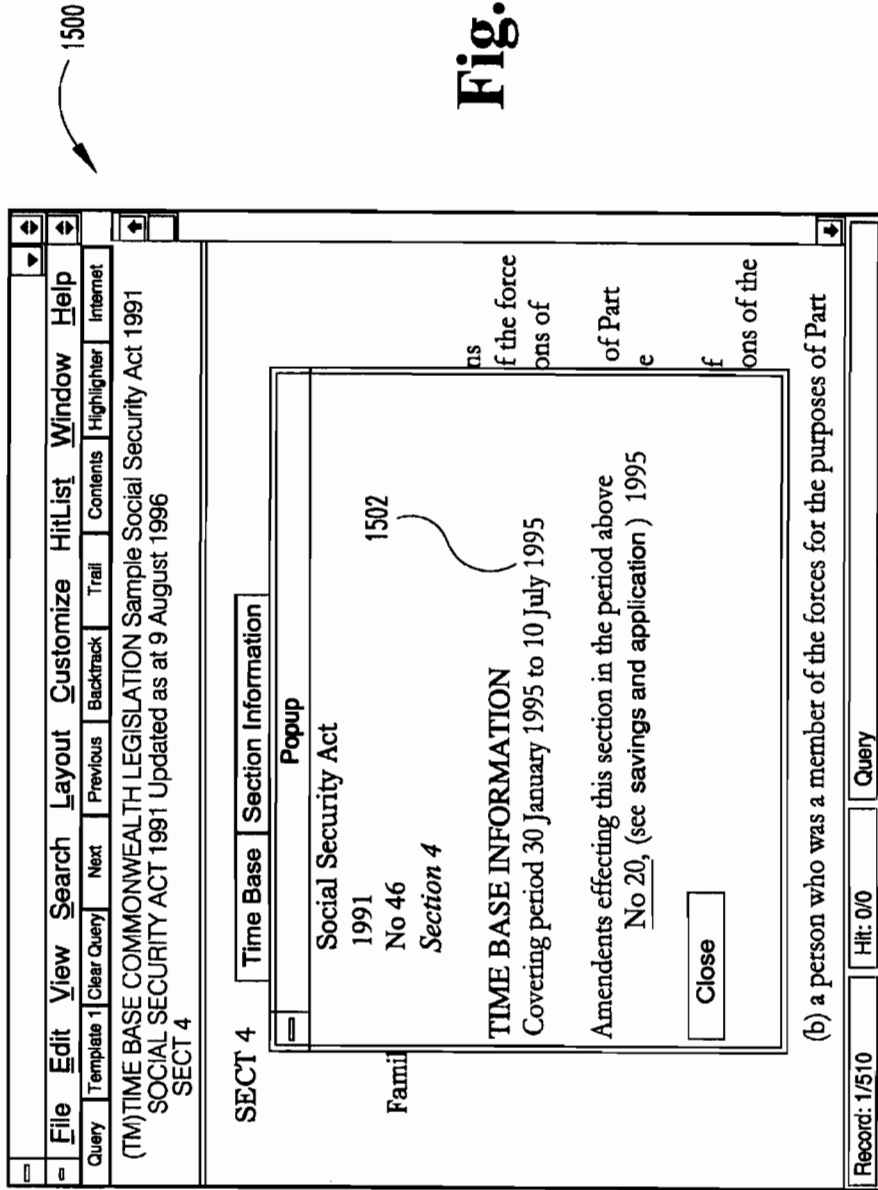
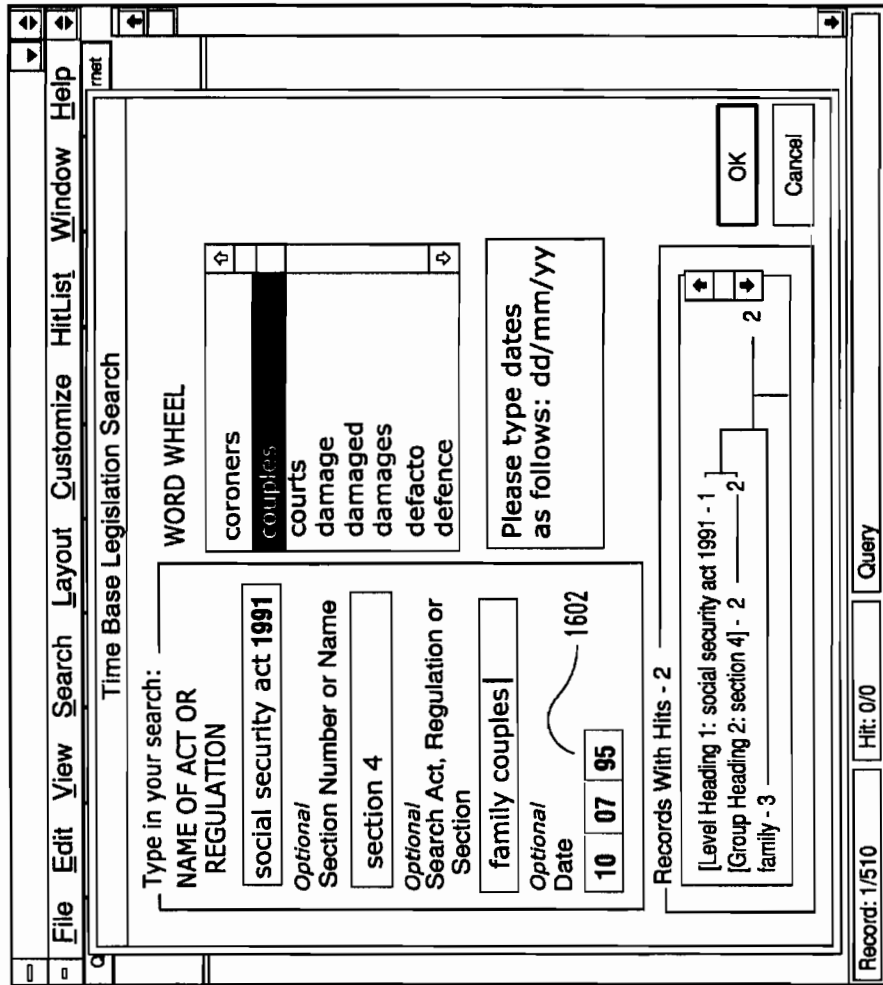


Fig. 15

1600

Fig. 16



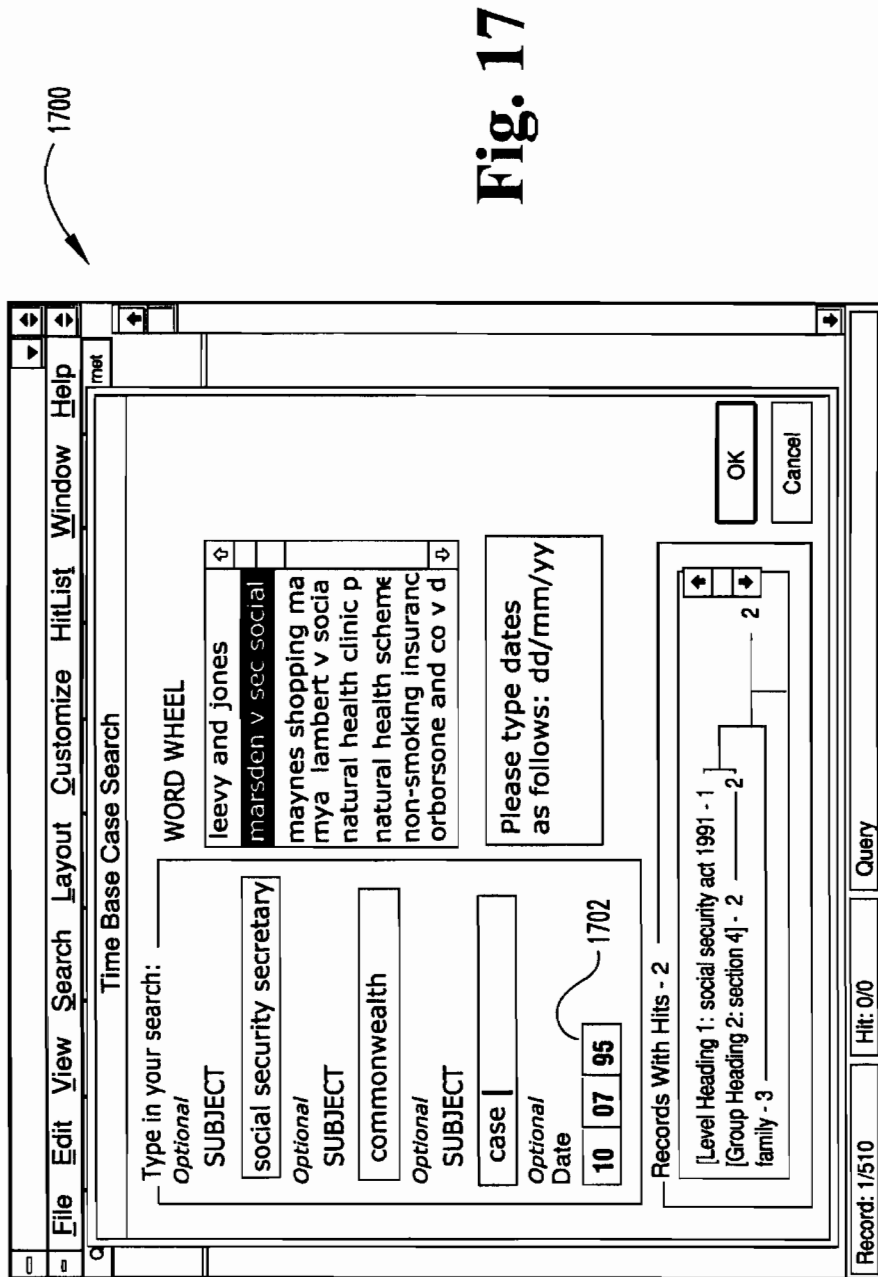


Fig. 17

US 6,233,592 B1

1

SYSTEM FOR ELECTRONIC PUBLISHING

CROSS-REFERENCE TO RELATED
APPLICATION

The present application is a continuation of International Patent Application No. PCT/AU98/00050 filed Jan. 30, 1998 designating the United States of America.

FIELD OF THE INVENTION

The present invention relates to an electronic publishing system, and in particular to an electronic publishing system for the delivery of information which is not limited as to storage space and is not governed by predetermined pathways.

BACKGROUND

Conventionally, information is published in document form as a printed publication, or in electronic form but again using the document or book metaphor. In the past, the concept of a "multidimensional space" in electronic publishing has been intuitively understood (that is, instinctively desired). However, a comprehensive display, discussion or treatment has been rejected by publishers and information providers as too difficult to develop and manage. Instead, publishers and information providers have managed large amounts of data:

- (1) by limiting the size or coverage of the information space; and
- (2) by setting or predetermining the path through that information space.

The effect of this is clearest when the dimension of time is considered. The conventional approach to information storage and publishing is centred on the notion that information is either "current information" (ie, present day) or "historical information" (ie, the day before the present day and all days prior to that). Thus, information is traditionally retained (stored) and/or published (sold) as either current or historical information.

The effect of this has been to leave the end user with a collection of non-integrated repositories and many additional tasks to do before the information is useful to them. For example, the end user is required to:

- (1) make most of their own connections between related pieces of information;
- (2) do their own analysis of the type and subject of information they require or are seeking; and
- (3) find information appropriate to the point in, or period of, time with which they are concerned.

To illustrate the disadvantages of conventional publishing systems, an example of using such conventional techniques and publishing systems to research information is provided. If a person were interested in information regarding the powers of the Secretary under Australian legislation with respect to couples in a family relationship, when and how the Secretary is restricted, and what did the relevant legislation provide prior to that, the person would refer to relevant legal information, which is the Social Security legislation of the Commonwealth of Australia. The relevant provisions are set forth in Table A under the heading "Example Research". This would be determined by the end user's own knowledge of the broad subject and/or reference to secondary material.

The relevant legislative provision is Section 4, which in conventional electronic legal publishing systems might be found by looking for words or phrases such as "family",

2

"family relationships", and "family relationships" AND "social security", where AND is a logical operator.

Once the above is established, it can be seen from the information found that Section 4 of the Social Security Act, as at 9/8/96, has been amended ten times (see Table A: A1. AMENDMENTS TO SECTION AT 9/8/96.)

There is however nothing in the current Commonwealth Government Reprint, in either the electronic or print versions (see heading EXAMPLE RESEARCH of Table A), that allows the end user to see the text of those amendments or what part(s) of Section 4 were changed by them.

Thus, unless the end user is prepared to refer to many statute books, reading each piece of text against another, the end user is not able to see easily or reliably what section 4 looked like before it was amended by any one of a number of prior amending Acts. However, if the end user has a library complete enough to provide access to the prior amending Acts, the person would eventually determine that Act No 105 of 1995 is the relevant amending Act.

Further, it should be noted that, while the Commonwealth Government Reprint indicates that the Social Security Act was amended by Act No 105 of 1995, it does not indicate what section or schedule in Act No 105 of 1995 actually amended Section 4. This again requires the end user to have access to the amending Acts themselves and renders the information provided by the Reprint as to commencement (see Table A: B. COMMENCEMENT INFORMATION FOR ACT NO 105 OF 1995 CONTAINED IN REPRINT) of little utility without a copy of the amending Act No 105 of 1995 from which it can be established that Section 14 of Act No 105 amended Section 4 of the Social Security Act with respect to powers of the Commissioner (see Table A: D. AMENDING ACT 1995 NO 105 AMENDING SECTION 14).

Eventually, the required information can be found but several pieces of information need to be searched by the end user. This is an arduous, time consuming, tedious and complex task that must be manually repeated for each research topic and if the same search is to be carried out again.

Conventional publishing systems, including electronic publishing systems that typically are speeded-up, paper-based publishing systems, are based on a book-metaphor. The smallest piece of information used by such conventional publishing systems is either (I) an Act or Regulation (in the case of reprints, a whole Act or Regulation is printed again), or (II) a word. Typically, conventional publishing systems choose a word as the smallest piece when legislation is amended. To track such amendments, a lawyer or their assistant may actually use scissors to cut and paste pieces of legislation or the publisher cuts and pastes each word electronically. If a whole Act or Regulation is tracked as in (I) above, it is necessary to store each new version of an Act or Regulation in its entirety.

This has a number of consequences, including:

- a) only a few versions of each Act or Regulation are stored;
- b) the end user rarely searches more than one reprint at a time;
- c) it is very difficult to know which particular section or schedule has changed, to track how that particular section or schedule has changed, to find the relevant section of the Amending Act or Regulation that effected the section or schedule as shown in the reprint;
- d) if multiple changes have occurred on a particular section or schedule between reprints, the latest version of the section or schedule can only be seen in the reprint;

US 6,233,592 B1

3

e) issues like commencement of the latest version of a particular section or schedule and so-called "Application, Saving or Transitional Provisions" are difficult to recreate; and

f) it is difficult to come to a full understanding of the legislation by means of the reprints.

If every single word is tracked, as in (II) above, a level of complexity results that is difficult to administer and maintain without a large number of errors. For example, some legislative sections and schedules are amended several times annually.

Table 1 provides an example where Section 6 of the Income Tax Assessment Act has been amended 70 times:

TABLE 1

S. 6	am. No. 88, 1936; No. 30, 1939; No. 50, 1942; No. 3, 1944; No. 6, 1946; No. 44, 1948; No. 48, 1950; No. 1, 1953; No. 65, 1957; No. 55, 1958; No. 85, 1959; Nos. 18 and 108, 1969; No. 17, 1961; No. 69, 1963; No. 110, 1964; No. 103, 1965; No. 85, 1967; Nos. 4, 60 and 87, 1968; No. 93, 1969; No. 54, 1971; Nos. 51 and 164, 1973; No. 216, 1973 (as am. by No. 20, 1974); No. 126, 1974; Nos. 80 and 117, 1975; Nos. 50, 143 and 205, 1976; Nos. 87 and 172, 1978; No. 27, 1979; No. 24, 1980; Nos. 108 and 154, 1981; No. 103, 1983; Nos. 47 and 123, 1984; No. 168, 1985; Nos. 41, 48, 52 and 154, 1986; No. 138, 1987; Nos. 73, 97, 105 and 107, 1989; Nos. 20, 35 and 135, 1990; Nos. 4, 5, 100 and 216, 1991; Nos. 80, 98 and 224, 1992; Nos. 17, 18, 57 and 82, 1993; Nos. 138 and 181, 1994; Nos. 5 and 169, 1995
------	--

It is both difficult and impractical to store the complete amendment history of every word and phrase within section 6. Trying to track all changes on such a detailed level leads to unmanageable complexity.

Largely, the split between historical and present information has come about because of the publishing and information industry's own development, and not because such is the desired or best way to manage information. Thus, a need clearly exists for an electronic publishing system that can overcome one or more of the disadvantages of conventional techniques and systems.

SUMMARY OF THE INVENTION

In accordance with a first aspect of the invention, there is provided a system for publishing electronic information, comprising:

a plurality of predefined portions of data with each predefined portion being encoded with at least one linking means, and, for each predefined portion, the each predefined portion is stored and, where such predefined portion has been modified, each such modified predefined portion is stored; and

a plurality of attributes, each attribute being a point on an axis of a multidimensional space for organising the data.

In accordance with a second aspect of the invention, there is provided a recording medium for publishing electronic information, comprising:

a plurality of predefined portions of data with each predefined portion being encoded with at least one linking means, and, for each predefined portion, the each predefined portion is stored and, where such predefined portion has been modified, each such modified predefined portion is stored; and

a plurality of attributes, each attribute being a point on an axis of a multidimensional space for organising the data.

4

In accordance with a third aspect of the invention, there is provided a method for publishing electronic information, comprising:

providing a plurality of predefined portions of data with each predefined portion being encoded with at least one linking means, and, for each predefined portion, the each predefined portion is stored and, where such predefined portion has been modified, each such modified predefined portion is stored; and

providing a plurality of attributes, each attribute being a point on an axis of a multidimensional space for organising the data.

BRIEF DESCRIPTION OF THE INVENTION

A small number of embodiments of the invention are described with reference to the drawings, in which:

FIG. 1 illustrates a grid of a multidimensional space according to the first embodiment;

FIG. 2 illustrates the effect of the various axes;

FIG. 3 illustrates the mapping of various axis intersection points, or nodes, that is used to organize, present, and find information (present and past) according to the first embodiment;

FIG. 4 illustrates the application of legal information to mapped nodes according to the first embodiment;

FIG. 5 is a block diagram illustrating a general purpose computer that can be used to implement the electronic publishing system according to the first embodiment;

FIG. 6 is a flow diagram illustrating the method of electronic publishing according to the first embodiment; and

FIGS. 7 to 17 are screen shots illustrating operation of the first embodiment as a software application executing on a general purpose computer.

DETAILED DESCRIPTION

The present invention is directed towards a system of electronic publishing that can overcome the disadvantages of conventional information publishing, both in print and electronic form. The present invention reduces, if not eliminates, end user problems with conventional information publishing including:

- (1) the connectivity between related pieces of information;
- (2) analysis of the type and subject of information; and
- (3) finding information appropriate to the point in time with which they are concerned.

Overview of Embodiments

The embodiments of the invention provide an entirely new way of delivering, storing and publishing information. The embodiments allow publishers to add an arbitrary number of logical connections to a set of data, and even permit the publisher to display the precise evolution of that data set over time. This can be done without getting bogged down in the complexity of the logical connections and without limit as to storage space.

Frequently, people desire to have more "information" available. However, with the advent of the Internet and new technology, many people suffer from information overload. The embodiments of the invention provide an easy and effective way to navigate large complex volumes of information.

Conventionally, information may only contain very rudimentary (i.e., haphazard hyperlinks) or non-existent logical

US 6,233,592 B1

5

connections. Thus, conventional techniques of investigating how a set of data has evolved and changed over time can only be done for small data sets and are very expensive.

However, with the embodiments of the invention, it is possible to list all logical connections within a data set no matter how complex those connections may be. The embodiments of the invention and the principles of those embodiments described hereinafter can be applied to many different types of information such as medical, scientific, pharmaceutical, etc. For ease of description, however, the embodiments are set forth in relation to legal information.

Conventionally, legislation is often purchased in two ways: (1) The individual Numbered Acts and Regulations that give each piece of legislation as it is passed; and (2) Consolidated legislation that provides the latest consolidated version.

In the embodiments of the invention, legislation is stored using every version of each Act or Regulation. The end user can search every version of any section, schedule, or provision. For example, the required version of a section is immediately available as is the opportunity to view every preceding and subsequent version of the same section. Also, links are available to any relevant amending legislation commencing that change, as well as the one that repealed it. Relevant Application, Saving or Transitional Provisions can also be easily accessed.

In this manner, it is possible to come to a full understanding of the legislation just by looking at the data provided through the embodiments of the invention. In contrast, using conventional techniques, it would have been impossible or very hard, expensive and time consuming to do so.

Using conventional means, a person wishing to view a particular section of a particular Act (e.g., the Income Tax Assessment Act) as of a particular date (e.g., Jun. 30, 1996), a significant amount of work would be required to do so. The end user would need to track all Amendments since the last reprint of the legislation, which may take a long time and involve referring to many volumes. This may even possibly involve using scissors and paste to actually cut and replace words. Even to figure out which Acts amended a particular section and to trace those commencement dates can be difficult, time consuming and trying. However, a piece of research that may have taken an experienced researcher days or even weeks can be accomplished in minutes using the embodiments of the invention.

The ability to move through information in time is outlined above. The embodiments of the invention also give additional flexibility and scope to the end user. Further dimensions and interconnections may include: type, jurisdiction, subject, depth. Some examples are:

1. Doing research on the subject evidence at depth confession for types Acts and Case for time period 12 months.
2. Doing research on type cases within jurisdictions NSW and Queensland subject murder and depth statutes dealing with subject.

The ability to associate the relevance and interconnection contained within the information is highly advantageous to the end user.

A key aspect of the embodiments of the invention in successfully providing a multi-dimensional repository of information has been in deciding the "optimum storage unit". In the past publishers have chosen to either store new versions of the entire Act (too big) or new versions of each and every change, in a method similar to red lining (too complex). The first aspect of the invention was to analysis

6

the data and choose to store every version of every section or provision level of legislation.

Structured Generalised Markup Language (SGML) is a recognised way to mark up data. SGML allows logical structure to be added to a document (unlike HTML and word processors which only allow the addition of visual content). SGML alone is not enough to deal with text-based data that contains a highly complex logical structure. The complexity increases exponentially until the complexity cannot be managed any more. Large legal publishers have stored their data in SGML, but those legal publishers that are successful in dealing with their SGML-based data have purposely kept their markup as simple as possible. When such publishers have tried to encode a complex structure on text-based data their costs of creating the data set and maintaining the data set simply went through the roof, and it became impossible to maintain the integrity of the data set.

In contrast, the embodiments of the invention allow SGML data to be encoded with a much more complex structure whilst remaining manageable. Alternatively, Extensible Markup Language (XML) may be used. For example, with SGML it is possible to encode all 71 versions of Section 6 of the Australian Federal Income Tax Assessment Act in a single file (that Act has about 6,000 sections) but this would be utterly unmanageable when applied to the 6,000 other sections of the Income Tax Assessment Act. It becomes even more unmanageable if anybody would try to use the above method on all the sections within all other Acts and Regulations of the Commonwealth. A significant problem with using SGML, even well executed SGML, is that it is possible to quickly get bogged down in unmanageable levels of complexity. The embodiments of the invention have overcome these problems.

Another key aspect of the invention is the use of database technologies in the management of the SGML encoded techniques. Database technology provides a large number of ready tools to deal with complex structured data. The embodiments combine these technologies (SGML, XML and database technologies) in an advantageous manner.

In the past, traditional publishers have been limited by the size and speed of available storage systems. Only a limited amount can be reproduced in paper and until recently hard disk costs prohibited the storing of multiple gigabytes of data, for both publishers and clients alike.

The embodiments of the invention have the ability to look at situations from a new and up-to-date view point and therefore come up with innovative conclusions that can be radically different to processes employed in the past.

Thus, the embodiments of the invention provide a new computer publishing system that changes the availability of electronic information from being merely "speeded up paper" to being electronic information taking advantage of new electronic media by providing users with enhanced functionality of data retrieval and manipulation. The information included in the electronic format is of a publishable standard, meets cost constraints and is able to be accessed under any combination of dimensions from the multi-dimensional space (Acts, cases, time, jurisdiction, subject). The publishing system facilitates continual updates to the data contained in the databases, without any adverse effects on the operating capabilities that make the publishing system unique. Due to the extra functionality, the publishing system is also designed in such a way that it can still be made available in as many different electronic media as possible, and all search functions are able to operate in a time-efficient manner.

The embodiments of the invention organize, process and present information in a way that is significantly different

US 6,233,592 B1

7

than conventional structures, processes and presentation. They provide an information storage and publishing system, and in particular, an information storage and publishing system that stores and manages large and comprehensive amounts of information (eg, legal information).

Publication data, being preferably legal information, is encoded using Standard Generalized Markup Language (SGML) or Extensible Markup Language (XML) which adds codes to the publication data and provides functionality to the data. The publication data is processed as a plurality of predefined portions, which in the case of legislation is preferably at the section, schedule level, or provision level. A hierarchy of divisions of the legislation may be implemented. For each of the predefined portions, the system stores a copy of the predefined portion and a modified predefined portion in the first database whenever it is changed. A second (relational) database is preferably provided that comprises plural attributes for managing the information of the first database, with each attribute being a point on an axis of a multidimensional space for organising the data for publication. Alternatively, a single repository of information may be practised as described with reference to the second embodiment.

The system enables the first database to be searched for one of the predefined portions of the publication data using attributes of the second database by following one or more pathways through the multidimensional space. The plurality of attributes are connected to by the plurality of links. Once the desired predefined portion is located, the predefined portions can be retrieved using the attributes to define a point in the multidimensional space.

Preferably, the system implements, inter alia, time-based legislation in which sections of legislation that have been amended are not discarded and replaced with the current provision only as of the publication date. Instead, each version of an amended section is retained in the first database. Thus, the systems according to the embodiments of the invention are particularly advantageous in that legal information is published so that a user can obtain such sections or provisions at a particular time point.

The embodiments advantageously divide information into "suitably" small pieces (or blocks) of text, each of which is a predefined portion of data, and add to each piece of text, either expressly or implicitly, a number of attributes (characteristics or descriptors). The suitability as to size of text pieces is determined by an analysis of the information and its naturally occurring structure based on knowledge of how the information is used and consumed by the end user.

This makes it possible to locate each piece or block of text at a particular point in a "multidimensional space" using as coordinates the attributes added to the piece or block of text. Multidimensional space refers to an area not having boundaries and that is capable of, or involves, more than three dimensions.

FIG. 1 illustrates a multi-dimensional space 100 as used in embodiments of the invention. The multidimensional space is represented by a layered grid. The diagram represents axes or pathways as vertical and horizontal lines; in reality (in the case of more than two dimensions), they are at all angles and inclines.

Referring to FIG. 2, the ability to locate (assign) or map each node 102 (or key intersection point of the various axes or pathways) is a significant functional aspect of the embodiments of the invention. This mapping is explained further hereinafter. With such coordinates 102 known (located or mapped), it is possible to move easily between points in the multidimensional space 100.

8

The effect of mapping nodes as shown in FIG. 3 is that a course 320 through the information represented in the three-dimensional space 100 can be easily plotted. The user begins the course 320 at node 302 and progresses vertically downward to the fourth node 304. Further, the plotted course 320 is flexible to the extent of the relationships a user chooses to follow or seek out.

First Embodiment

A first embodiment of the invention provides information management in the multidimensional space and allows movement along different axes or "pathways":

- location of the information (its address);
- type of information (its genesis);
- jurisdiction (its class);
- subject (its content description);
- depth (extent of content); and
- time (the point in time at which the information is viewed).

In the first embodiment, coding of information or data for publication is based on SGML or XML and one or more specifically developed Document Type Definitions (DTD), which preferably is specifically designed for legal information. Alternatively, in the case of XML, a Style Sheet Mechanism (SSM) may be used. This coding can then be related back to information retained in a specifically developed database that enables the code information to be managed and updated. For a detailed description of this aspect of the invention, reference is made to Table C. The DTDs according to the first embodiment are set forth in detail in Table B. A DTD is used to define the structure of publication data, preferably being legislation, down to a comprehensive level. This is done by using information coded in conjunction with any one of a number of off-the-shelf, free-text retrieval software packages (eg, Folio Views or Dynatext) to deliver the information to the end user.

A DTD describes the markup for the SGML publication data, or "repository", which may contain legislation, case law, journal articles and other types of material that are stored in computer files. The files contain publication data in text form and the markup, which is extra information about the text included with the text. An example of a markup is '<BD+>' which indicates that "the data from this point on is bold". A further example is '<SECTION ID="CWACTION-19950104-SEC-1" LBL="1">'. This markup indicates that: the data from this point on is part of a section of legislation; the section has an identifier of CWACTION-19950104-SEC-1; and the section has a label of "1".

There are a number of different ways to add markup to data. The first embodiment adds markup to data using SGML. Alternatively, XML may be used. Still further, in the case of XML being used, an SSM may be used. Even within SGML, there are many ways to add markup to text. Each particular way of adding markup within SGML is described by using a DTD. In the first embodiment, the data for publication is marked up using a number of different DTDs. In particular, the DTDs are used to mark up the logical structure of the legislation, case law or journal articles. Significant amounts of information about the data for publication is stored in the markup. For example, the markup '<SECTION ID="CWACTION-19950104-SEC-1" LBL="1">' provides the following information: the data is a piece of Commonwealth of Australia legislation (indicated by 'CW' at the beginning of the string); the section is part of an Act ('ACT' after 'CW') and not a regulation; the act is Act No. 104 of 1995 ('19950104' in the middle of the string), the

US 6,233,592 B1

9

data is a Section ('SEC') within the Act; and it is Section 1 ('1' at the end).

The preparation of such DTDs necessitates that the author has a sound knowledge of the data that will be marked up using the DTD. It is especially important that the underlying structure of the data to be marked up using the DTD be understood. The process of becoming acquainted with the structure of the data to be marked up is referred to hereinafter as "content analysis".

In particular, the section-level or schedule-level portion of legislation is used in the first embodiment. That is, the section-level portion is preferably the predefined portion of the publication data, which is the smallest piece of information to be tracked. This is unlike conventional publishing systems. For example, with reference to Table 1, the first embodiment stores every version of Section 6. In this manner, complexity (tracking every word) is reduced by increasing storage. However, unlike example (I) of conventional publishing systems, the first embodiment does not lose any pertinent information:

- a) every version of each Act or Regulation is stored;
- b) the end user can search every version of any section or schedule at the same time;
- c) it is easy to know which particular section or schedule has changed, to track how that particular section or schedule has changed, and to find the relevant section of the Amending Act or Regulation that affected the section or schedule;
- d) if multiple changes have occurred on a particular section or schedule, every version of the section or schedule can be seen;
- e) issues like commencement of the latest version of a particular section or schedule and so-called "Application, Saving or Transitional Provisions" can easily be recreated;
- f) it is possible to come to a full understanding of the legislation just by looking at the data provided through the first embodiment.

A further advantage of tracking every version of each section or schedule is that it is possible to store some of the information, not in the markup, but in a database, as noted hereinbefore. This simplifies the updating process.

While SGML is a powerful way of storing information, it is not a retrieval medium. Therefore, the stored information needs to be converted into a format that the end user of the information can access. The first embodiment uses an electronic format for retrieval. For this electronic retrieval, a software application called 'high-end text retrieval software' is used. Examples of high-end, text-retrieval software applications include Folio Views and Dynatext. In the first embodiment, Folio Views is used.

Folio Views has its own proprietary markup language, which is not part of the SGML family. A complete guide to the Folio Views markup language is provided in the text *Folio Views Infobase Production Kit Utilities Manual, Version 3.1*, Provo, Utah: Folio Corporation (Jun. 1, 1994). Storing the data for publication in SGML allows other retrieval software applications besides Folio Views to be used.

In the first embodiment, a process is implemented to convert the SGML marked-up data into the format used by the retrieval software application. The example given for Folio Views hereinafter is but one example of the process involved. The conversion program basically maps the SGML markup to Folio Views markup. For example, for the SGML markup '<SECTION ID="CWACTION-19950104-SEC-

10

1" LBL="1">', the conversion process marks all ID's substantively unchanged as Jump Destinations (JD's): '<JD="CWACTION-19950104-SEC-1">'.

A Keying Guide for Australian Legislation Documents with instructions for the conversion process to Folio Views added is provided in Table D.

Movement through legal information can be as follows (the flexibility and scope is largely up to the end user):

- (1) doing research on the subject of fences and boundaries at the depth fences that are hedges looking for types Acts and Regulations in jurisdictions NSW and Victoria for the time period last 20 years;
- (2) doing research on the subject evidence at depth confession for types Acts and cases for time period last 12 months; or
- (3) doing research on type cases with jurisdictions NSW and Queensland, subject murder and depth statutes dealing with subject.

The application of legal information to mapped nodes is shown in FIG. 4. However, this is only one of numerous possible applications. Information from medical, technical and scientific areas are all open to the application of this invention. This diagram substitutes the technical terminology of FIG. 3 with legal terms to show the way information appears according to the first embodiment. Further, FIG. 4 provides an example of how legal information is navigated by an end user. The user may be seeking information on the following matters:

- (1) Does NSW legislation on fences presently cover hedge rows between the boundary of a private property and a public road?
- (2) If not, have such hedge rows ever come under NSW legislation?
- (3) Are there any cases under current law or previous law?
- (4) How have the cases been interpreted?

Some general assumptions are made about legal information for the purposes of this example. Broadly, legal information has two main primary sources: statute law (including subordinate legislation), and case law. There is also secondary information such as commentary which can be added to aid interpretation. Each of these sources is interconnected and relevant to the other in terms of both past and present information. This may also apply to future information in terms of bills or other forms of uncommenced legislation. It is the association of this relevance and interconnection that is advantageous to the end user.

In FIG. 4, the X-, Y-, and Z-axis indicate time (Time), the legislative provision (location), and type (eg, legislation=L, cases=C, and journal articles=J). To simplify the diagram, only three axes are illustrated, however, other axes may be included dependent upon the number of dimensions of the space. In the first embodiment, the multidimensional space also includes another three axes: jurisdiction=U, subject=V, and depth=W. Thus, the space according to the first embodiment has six dimensions. In the six-dimensional case, it is possible to move along each axis and at the points of intersection change direction, as well as find and/or follow new or additional information.

The end user begins at legislation (L) along the Z-axis, where the Fences and Boundaries Act is located and then selects Section 1 of legislation (indicated by L allowing the Z-axis) at node 402, as of Jan. 1, 1996. The user then follows a path in the legislation through nodes 404, 406 and 408 for Sections 2, 3 and 4, respectively, as of that same date (ie, the Y-axis), to find a definition of the term "fences". Node 408 contains Section 4 at Jan. 1, 1996 which contains the current

US 6,233,592 B1

11

definition of "fences". This would provide information in response to above query (1).

The user then selects Section 4 of the legislation as of Jan. 1, 1995, which in this case is an earlier version of the section prior to amendment, by moving to node 410 (along the X-axis). This provides information about the prior law for above query (2). The user can then move to other information on Section 4 as of Jan. 1, 1995 by going to nodes 412 and 414 for case and journal article information, respectively, along the Z-axis. For example, a case on the earlier Section 4 might be identified at node 412 and articles on interpretation of Section 4 at node 414. The foregoing is only one possible route through the multidimensional space of information. Other more complicated and interrelated pathways involving axes U, V and W are possible. For example, the user can move to axis U (jurisdiction) and compare the definition in Section 4 of New South Wales with that in another jurisdiction (eg, Victoria).

FIG. 6 is a flow diagram illustrating the method of electronic publishing according to the first embodiment. A data source 602, preferably for legal information, is provided. In steps 604 and 606, base data and new data are input from the data source 602, respectively, and in step 608 the data is captured. The DTDs 610 are input to step 612. The DTDs 610 include Act.DTD, Acts.DTD, Reg.DTD, Regs.DTD, and Common.ELT, which are shown in detail in Table B. In step 612, the DTDs 610 are applied to the captured data from step 608. In step 614, the data is coded in SGML, including the Time Base Code. In step 616, the data is consolidated. As indicated in FIG. 6, steps/items 602 to 616 comprise the (first) data conversion stage.

A data management database 620 is provided to step 618. The database is based on a master table and a textblock table (see Table C for further detail). The output of step 616 is also provided to step 618. In step 618, the data is consolidated; the data is stored as multiple versions, if applicable, and uses the predefined portions of data (ie, textblocks). In step 622, a filter program(s) is applied to the consolidated data to convert the data from SGML to the relevant format for the retrieval software application, including Folio Views, DynaText, Topic, HTML, and the like. Steps/item 618 to 622 comprise the (second) data management stage.

The filtered data output by step 622 can then be provided to step 624. In step 624, the filter consolidated data is imported to the text retrieval software. In step 626, the data is provided to the delivery medium, which may include CD-ROM, DVD, magnetic tape, electronic online services, and other media. The output of this is the end user product 628. Steps/item 624 to 628 comprise the (third) product manufacture stage.

The first embodiment is preferably practiced using a conventional general-purpose computer, such as the one shown in FIG. 5, wherein processes for providing and managing the information are carried out using software executing on the computer. In particular, the legislation database, the database and the DTD(s) may be stored after a filtering process on a CD-ROM used by the computer system, and the computer system is operated using Folio View. The computer system 500 includes a computer 502, a video display 516, and input devices 518. A number of output devices, including line printers, laser printers, plotters, and other reproduction devices, can be connected to the computer 502. Further, the computer system 500 can be connected to one or more other computers using an appropriate communication channel such as a modem communications path, a computer network, or the like.

The computer 502 consists of a central processing unit 504 (simply, processor hereinafter), an input/output inter-

12

face 508, a video interface 510, a memory 506 which can include random access memory (RAM) and read-only memory (ROM), and one or more storage devices generally represented by a block 512 in FIG. 5. The storage device(s) 512 can consist of one or more of the following: a floppy disc, a hard disc drive, a magneto-optical disc drive, CD-ROM or any other of a number of non-volatile storage devices well known to those skilled in the art. Each of the components 504 to 512 is typically connected to one or more of the other devices via a bus 514 that in turn can consist of data, address, and control buses.

The video interface 510 is connected to the video display 516 and provides video signals from the computer 502 for display on the video display 516. User input to operate the computer 502 can be provided by one or more input devices. For example, an operator can use the keyboard 518 and/or a pointing device such as the mouse to provide input to the computer 502. Exemplary computers on which the embodiment can be practiced include Macintosh personal computers, Sun SparcStations, and IBM-PC/ATs and compatibles.

In an alternate embodiment of the invention, the computer system 500 can be connected in a networked environment by means of an appropriate communications channel. For example, a local area network could be accessed by means of an appropriate network adaptor (not shown) connected to the computer, or the Internet or an Intranet could be accessed by means of a modem connected to the I/O interface or an ISDN card connected to the computer 502 by the bus 514.

In such a networked configuration, the electronic publishing system can be implemented partially on the user's computer 500 and a remote computer (not shown) coupled over the network. The legislation database, the database and the DTD(s) can be implemented on the remote computer and the computer system 500 can be operated using Folio View.

The operation of the first embodiment is described with reference to the screen shots shown in FIGS. 7 to 17. All screen shots are derived from the first embodiment which uses Folio Views as the retrieval software. Broadly, FIGS. 7 to 15 are screen shots illustrating navigation or movement around the information. FIGS. 16 and 17 are screen shots that show search capacities.

FIG. 7 shows the opening screen 700, which the end user sees when the program is started. The interface is a standard windows interface featuring drop menus that provide access to all functions. The functions include basic searching and customised search templates such as the ones shown in FIGS. 16 and 17 that allow users to exploit time-based and multidimensional searching.

The title screen 702 is presented when the process is commenced and is the first screen. A customisable toolbar 704 is provided for searching functions. Also, drop menus 706 are provided above the toolbar 704. In the lower portion of the screen 700 contains a status bar 708 showing information relevant to searching. The Start and Main menu buttons 710 in FIG. 7 are both navigational tools. The Start button takes a new user to information providing help on how to use the invention. The Main Menu button takes the end user to the menu shown in the second screen shot of FIG. 8.

FIG. 8 shows a main selection menu 800. At this menu 800, the user can see the currency of the total information. The user is also able to make broad choices as to the type of information that the person might like to see. All items preceded by bullet points in the menu are jump links 802 which lead the user to further menus for the items selected. The jump links 802 also provide a uniform or consistent

US 6,233,592 B1

13

form of movement. Thus, if searching the Social Security Act, selecting the first jump link "Find an Act" takes the user to the next screen which would be the "Act Name Menu".

FIG. 9 shows the "Act Name Menu" screen 900. In this menu 900, all letter buttons are links 904 to Acts beginning with the letter selected. That is, the jump links 904 allow access to sub-menus for Acts with the corresponding selected letter. If "S" is clicked, this leads to the "Acts beginning with S" menu (see FIG. 10) where an entry linked to the most current version of the Social Security Act 1991 appears. A similar menu may be provided for Regulations. Further, locational information 902 is provided in the upper portion of the screen 900.

FIG. 10 illustrates acts beginning with "S", as selected in the screen 900 of FIG. 9. By selecting jump link 1002, the Social Security Act can be accessed. Likewise, other acts in this screen 1000 may be accessed using the respective jump link (e.g. Safety, Rehabilitation and Compensation Act).

Assuming the appropriate jump link 1002 is selected in FIG. 10, FIG. 11 shows how the beginning of the Social Security Act appears in screen 1100, and the buttons that link the user to the provisions of the Act. This is the start of the most current version of the Social Security Act preferably. From this screen, provisions of the Act can be accessed. By accessing the Table of Provisions box, the Table of Provisions menu can be accessed. FIG. 12 shows the Table of Provisions screen 1200, and illustrates how a specific provision, say Section 4, can be accessed again using links 1206. Different sections of the Act (e.g. ss 3, 4 and 6A) may be accessed as well using corresponding jump links. Again, location information 1202 is provided in the upper portion of the screen. A return button 1204 is also provided that provides access back to the beginning of the Act.

FIG. 13 shows screen 1300 containing the Time Base Toolbar 1302, which preferably provides eight buttons for accessing time based information. This Toolbar 1302 is not a feature of Folio Views, but is a designed addition added to Folio Views by the first embodiment. It is made possible by the way in which the publication data is coded. The Section Information button 1304 takes the user to an overview of information. The Previous, Next and All buttons 1306 allows the user to have access to the previous, next and all versions of the relevant section. The Subject, Jurisdiction and Related Info buttons 1308 allow the user to view and access sections dealing with a similar subject, or similar sections in other jurisdictions, or related information such as cases and articles on or about the section. This Toolbar 1302 allows a user to cycle through previous and subsequent versions of sections and as shown in screens in FIGS. 14 and 15 to refer to the text of sections amending the section. As well, the user can also call to the screen all versions of the section as one view (or display) using the "ALL" button.

FIG. 14 illustrates a screen 1400 which appears when the user selects the Section Information button 1402 (button 1304 in FIG. 13). The resulting popup screen illustrates the time period or date range 1404 covered by this version of section 4. It also indicates the Year and Number jump link 1406 to text of the amending act which created this version of section 4.

FIG. 15 illustrates a screen 1500 which appears when the user selects the previous button 1502 (not shown—it is located behind the popup screen), which corresponds to

14

previous button 1306 of FIG. 13. This shows an earlier version of section 4 that the user can access by using the previous button 1502. The pop-up screen indicates that this version covers a different time span than that shown in FIG. 14.

The screen shots in FIGS. 7 to 15 display a step-through or navigation-based way of locating information. There is also the more direct approach of searching for terms using text retrieval. The screen shots in FIGS. 16 and 17 illustrate such searching provided by the first embodiment. Screen 1600 shown in FIG. 16 provides a customised search template 1602 that includes a time base option allowing a user to search for versions of a section, for example. Screen 1700 shown in FIG. 17 illustrates a customised search template 1702 for case law which includes a time base option connecting cases to legislation at a particular date, for example. Again, the ability to relate such to time and then to mix and match types of information from different sources (jurisdictions) is a feature provided by the coding technique used for the data and not the Folio Views software used to deliver the data to the end user.

Second Embodiment

The second embodiment stores all the information in a single repository which is marked up in SGML or XML. The information is divided in that repository into suitable pieces or blocks of text (as described in the first embodiment) and any relevant markup marks up a whole suitable piece or block of text by (a) choosing suitable pieces or blocks of text, and (b) demanding that relevant markup belongs to a whole suitable piece or block of text, the following becomes possible. A relational database consisting of records consisting of fields can be created with one and only one record per suitable piece or block of text where the actual text of each suitable piece or block of text is the content of one field of the above record and where each item of the markup is assigned its own field in the above record.

For example, a version of Section 6 of the Income Tax Assessment Act (ITAA) 1936 may be stored as a record in the above relational database. The first field of that record contains the actual text of that version of Section 6. The next field identifies it as Section 6 of the ITAA, the next field gives the date this version came into being, the next field contains the section of the amending act that created this particular version, the next field contains the day this version became superseded, another field contains the subject(s) this version addresses, another field contains the case(s) that have addressed this version of section 6 and so on. Storing the data in this way allows multidimensional database techniques to be applied to the data.

An XML DTD for implementing the second embodiment is set forth in Table E. It will be apparent to one skilled in the art that the second embodiment may be readily implemented in view of the foregoing description of the first embodiment, which is not repeated here for the purpose of brevity, and in view of the accompanying DTD set out in Table E.

The foregoing only describes a small number of embodiments of the invention, and modifications and changes apparent to those skilled in the art can be made thereto without departing from the scope and spirit of the invention. For example, the embodiments of the invention have been described with reference to SGML. The embodiments may alternatively be practiced with the extensible markup language (XML) as well. Also, the embodiments may alternatively be practiced with a Style Sheet Mechanism (SSM) instead of, or in addition to, one or more DTDs.

US 6,233,592 B1

15

16

- 19 -

Table
APPENDIX A

Example Research

SOCIAL SECURITY ACT 1991 No 46

Updated as at 9 August 1996

5 **A 1. Amendments to Section at 9/8/96**

S. 4 am. Nos. 74, 116 and 194, 1991; No. 81, 1992;
No. 36, 1993; Nos. 55, 63 and 184, 1994; Nos.
104 and 105, 1995

A 2. Amendments to Section at 10/7/95

10 S. 4 am. Nos. 74, 116 and 194, 1991; No. 81,
1992; No. 36, 1993; Nos. 55, 63 and 184,
1994

B. Commencement Information for Act No 105 of 1995 contained in Reprint

Social Security (Non-Budget Measures) Legislation Amendment Act 1995

15	Number	Year	Date of Assent	Commencement
	105	1995	29 Sept 1995	Subdiv. A of Div. 2 of Part 2 (s. 4): 1 July 1993 Ss. 8 and 9: 1 July 1995 S. 10: 1 Apr 1993
20				Div. 5 of Part 2 (ss. 12 and 13): 20 Sept 1994 (ze)
				Ss. 17 (c), (d) and 18: 1 Jan 1996 Div. 15 of Part 2 (s. 37): 29 Nov 1993 Div. 18 of Part 2 (ss. 41-48): 20 Mar 1995
25				S. 49 (a): 12 Mar 1992 S. 49 (b): 1 July 1992 S. 49 (c): 28 Jan 1993 S. 49 (d): 1 Mar 1993 S. 49 (e): 24 Dec 1993
30				S. 49 (f): 1 Jan 1994 Remainder: Royal Assent

C 1. Text of Section at 9/8/96

bold text indicates amendments made by N0 105 Of 1995.

35 SECT 4

Family relationships definitions-couples

4. (1) (1) in this Act, unless the contrary intention appears:

"approved respite care" has the meaning given by subsection (9);

"armed services widow" means a woman who was the partner of:

- (a) a person who was a veteran for the purposes of any provisions of the Veterans' Entitlements Act; or
- (b) a person who was a member of the forces for the purposes of Part IV of that Act; or
- (c) a person who was a member of a peacekeeping force for the purposes of Part IV of that Act;

5 immediately before the death of the person;

"armed services widower" means a man who was the partner of:

- (a) a person who was a veteran for the purposes of any provisions of the Veterans' Entitlements Act; or
- (b) a person who was a member of the Forces for the purposes of Part IV of that Act; or
- (c) a person who was a member of a Peacekeeping Force for the purposes of Part IV of that Act;

10 immediately before the death of the person;

"illness separated couple" has the meaning given by subsection (7);

"member of a couple" has the meaning given by subsections (2), (3), (3A) [reference to new section added] and (6);

"partner", in relation to a person who is a member of a couple, means the other member of the couple;

15 "partnered" has the meaning given by subsection (11);

"partnered (partner getting benefit)" has the meaning given by subsection (11);

"partnered (partner getting neither pension nor benefit)" has the meaning given by subsection (11);

"partnered (partner getting pension)" has the meaning given by subsection (11);

"partnered (partner getting pension or benefit)" has the meaning given by subsection (11);

20 "partnered (partner in gaol)" has the meaning given by subsection (11);

"respite care couple" has the meaning given by subsection (8).

Member of a couple-general

4 (2) Subject to subsection (3), a person is a member of a couple for the purposes of this Act if:

25 (a) the person is legally married to another person and is not, in the Secretary's opinion (formed as mentioned in subsection (3)), living separately and apart from the other person on a permanent or indefinite [Words added] basis; or

(b) all of the following conditions are met:

30 (i) the person has a relationship [Words is living replaced] with a person of the opposite

sex (in this paragraph called the "partner");

(ii) the person is not legally married to the partner;

(iii) the relationship between the person and the partner is, in the Secretary's opinion (formed as mentioned in subsections (3) and (3A)[Words added]), a marriage-like relationship;

35 (iv) both the person and the partner are over the age of consent applicable in the State or Territory in which they live;

(v) the person and the partner are not within a prohibited relationship for the purposes of section 23B of the Marriage Act 1961.

Note: a prohibited relationship for the purposes of section 23B of the Marriage Act 1961 is a relationship between a person and:

- . an ancestor of the person; or
- . a descendant of the person; or
- 5 . a brother or sister of the person (whether of the whole blood or the part-blood).

Member of a couple-criteria for forming opinion about relationship

4 (3) In forming an opinion about the relationship between 2 people for the purposes of paragraph (2) (a) or subparagraph (2) (b) (iii), the Secretary is to have regard to all the circumstances of the relationship including, in particular, the following matters:

10 (a) the financial aspects of the relationship, including:

(i) any joint ownership of real estate or other major assets and any joint liabilities; and

15 (ii) any significant pooling of financial resources especially in relation to major financial commitments; and

(iii) any legal obligations owed by one person in respect of the other person; and

(iv) the basis of any sharing of day-to-day household expenses;

(b) the nature of the household, including:

20 (i) any joint responsibility for providing care or support of children; and

(ii) the living arrangements of the people; and

(iii) the basis on which responsibility for housework is distributed.

25 (c) the social aspects of the relationship, including:

(i) whether the people hold themselves out as married to each other; and

(ii) the assessment of friends and regular associates of the people about the nature of their relationship; and

30 (iii) the basis on which the people make plans for, or engage in, joint social activities;

(d) any sexual relationship between the people;

(e) the nature of the people's commitment to each other, including:

(i) the length of the relationship; and

35 (ii) the nature of any companionship and emotional support that the people provide to each other; and

(iii) whether the people consider that the relationship is likely to continue indefinitely; and

(iv) whether the people see their relationship as a marriage-like relationship.

4 (3A) The Secretary must not form the opinion that the relationship between a person and his or her partner is a marriage-like relationship if the person is living separately and apart from the partner on a permanent or indefinite basis. [Subsection added]

C 2. Text of Section at 10/7/95 prior

SECT 4

Family relationships definitions - couples

10 4. SECT 4

Family relationships definitions-couples

4. (1) In this Act, unless the contrary intention appears:

"approved respite care" has the meaning given by subsection (9);

"armed services widow" means a woman who was the partner of:

15 (a) a person who was a veteran for the purposes of any provisions of the Veterans' Entitlements Act; or

(b) a person who was a member of the forces for the purposes of Part IV of that Act; or

(c) a person who was a member of a peacekeeping force for the purposes of Part IV of that Act;

immediately before the death of the person;

"armed services widower" means a man who was the partner of:

20 (a) a person who was a veteran for the purposes of any provisions of the Veterans' Entitlements Act; or

(b) a person who was a member of the Forces for the purposes of Part IV of that Act; or

(c) a person who was a member of a Peacekeeping Force for the purposes of Part IV of that Act;

immediately before the death of the person;

"illness separated couple" has the meaning given by subsection (7);

25 "member of a couple" has the meaning given by subsections (2), (3), and (6);

"partner", in relation to a person who is a member of a couple, means the other member of the couple;

"partnered" has the meaning given by subsection (11);

"partnered (partner getting benefit)" has the meaning given by subsection (11);

"partnered (partner getting neither pension nor benefit)" has the meaning given by subsection (11);

30 "partnered (partner getting pension)" has the meaning given by subsection (11);

"partnered (partner getting pension or benefit)" has the meaning given by subsection (11);

"partnered (partner in gaol)" has the meaning given by subsection (11);

"respite care couple" has the meaning given by subsection (8).

35 Member of a couple-general

4 (2) Subject to subsection (3), a person is a member of a couple for the purposes of this Act if:

(a) the person is legally married to another person and is not, in the Secretary's opinion (formed as mentioned in subsection (3)), living separately and apart from the other person on a permanent basis; or

(b) all of the following conditions are met:

(i) the person with a person of the opposite

sex (in this paragraph called the "partner");

(ii) the person is not legally married to the partner;

5 (iii) the relationship between the person and the partner is, in the Secretary's opinion (formed as mentioned in subsections (3)), a marriage-like relationship;

(iv) both the person and the partner are over the age of consent

applicable in the State or Territory in which they live;

(v) the person and the partner are not within a prohibited

10 relationship for the purposes of section 23B of the Marriage Act 1961.

Note: a prohibited relationship for the purposes of section 23B of the Marriage Act 1961 is a relationship between a person and:

. an ancestor of the person; or

. a descendant of the person; or

15 . a brother or sister of the person (whether of the whole blood or the part-blood).

Member of a couple-criteria for forming opinion about relationship

4 (3) In forming an opinion about the relationship between 2 people for the purposes of paragraph (2) (a) or subparagraph (2) (b) (iii), the Secretary is to have regard to all the circumstances of the relationship including, in particular, the following matters:

(a) the financial aspects of the relationship, including:

(i) any joint ownership of real estate or other major assets and any joint liabilities; and

25 (ii) any significant pooling of financial resources especially in relation to major financial commitments; and

(iii) any legal obligations owed by one person in respect of the other person; and

(iv) the basis of any sharing of day-to-day household expenses;

(b) the nature of the household, including:

30 (i) any joint responsibility for providing care or support of children; and

(ii) the living arrangements of the people; and

(iii) the basis on which responsibility for housework is distributed;

35 (c) the social aspects of the relationship, including:

(i) whether the people hold themselves out as married to each other; and

(ii) the assessment of friends and regular associates of the

US 6,233,592 B1

25

26

- 24 -

people about the nature of their relationship; and

(iii) the basis on which the people make plans for, or engage in, joint social activities;

(d) any sexual relationship between the people;

5 (e) the nature of the people's commitment to each other, including:

(i) the length of the relationship; and

(ii) the nature of any companionship and emotional support that the people provide to each other; and

(iii) whether the people consider that the relationship is likely

10 to continue indefinitely; and

(iv) whether the people see their relationship as a marriage-like relationship.

D. Amending Act 1995 No 105 amending Section 14

15 SOCIAL SECURITY (NON-BUDGET MEASURES) LEGISLATION AMENDMENT
 ACT 1995 No. 105
 of 1995 - SECT 14
 Family relationships definitions-couples

20 SECT

14. Section 4 of the Principal Act is amended:

(a) by inserting in the definition of "member of a couple" in subsection (1) ", (3A)" after "(3)";

(b) by inserting in paragraph (2)(a) "or indefinite" after "permanent";

25 (c) by omitting from subparagraph (2)(b)(i) "is living" and substituting "has a relationship";

(d) by omitting from subparagraph (2)(b)(ii) "subsection (3)" and substituting "subsections (3) and (3A)";

(e) by inserting after subsection (3):

30 "(3A) The Secretary must not form the opinion that the relationship between a person and his or her partner is a marriage-like relationship if the person is living separately and apart from the partner on a permanent or indefinite basis."

-25-

Table
APPENDIX B

CODING - Document Type definitions (dtds)

5

ACT.DTD

```

<!-- *****
Document Type Definition for a set of acts
Typical invocation :
<!DOCTYPE acts PUBLIC "-//SGMLSE//DTD 1.0 Acts//EN" >
Copyright Aunty Abha's Electronic Publishing Pty. Ltd. 1996, 1997
***** -->
<!ENTITY % CONSOL "IGNORE">
<!-- ***** Include common element and entity definitions ***** -->
15 <!ENTITY % common
PUBLIC "-//SGMLSE//ELEMENTS 2.0 Common Elements//EN" >
%common;
<!-- ***** End common element and entity definitions ***** -->
<!ELEMENT acts -- (title, header?, act+)
20 >
<!ENTITY % act PUBLIC "-//SGMLSE//DTD 1.0 Act//EN" >
%act;

```

ACTS.DTD

```

25 <!-- *****
Document Type Definition for a set of acts
Typical invocation :
<!DOCTYPE acts PUBLIC "-//SGMLSE//DTD 1.0 Acts//EN" >
Copyright Aunty Abha's Electronic Publishing Pty. Ltd. 1996, 1997
30 ***** -->
<!ENTITY % CONSOL "IGNORE">
<!-- ***** Include common element and entity definitions ***** -->
<!ENTITY % common
35 PUBLIC "-//SGMLSE//ELEMENTS 2.0 Common Elements//EN" >
%common;
<!-- ***** End common element and entity definitions ***** -->
<!ELEMENT acts -- (title, header?, act+)

```

-26-

```

>
<!ENTITY % act PUBLIC "-//SGMLSE/DTD 1.0 Act//EN" >
%act;

5
                                REG.DTD
<!-- .....
Document Type Definition for a Regulation
Typical invocation :
10 <!DOCTYPE regact PUBLIC "-//SGMLSE/DTD 1.0 Regulation Act//EN" >
Copyright Aunty Abha's Electronic Publishing Pty. Ltd. 1996, 1997
REVISION History
.....
15 190197 TH Since RULE, REG and SECTION are all equivalent, removed REG
from this DTD
Added long-title
..... -->

<!ELEMENT reg - - (title, notes?, provisions?, (preamble|long-title)?,
20 ((order+|(section|schedule)+|chapter+|part+), schedule*))>
<!ATTLIST reg id ID #REQUIRED
date CDATA #IMPLIED -- used in numacts --
%status;
%subject;
25 >

REGS.DTD
<!-- .....
30 Document Type Definition for a set of regulations
Typical invocation :
<!DOCTYPE regs PUBLIC "-//SGMLSE/DTD 1.0 Regulations//EN" >
Copyright Aunty Abha's Electronic Publishing Pty. Ltd. 1996, 1997

35 REVISION History
.....
..... -->

```

REG.DTD - 6/14/2007

-27-

```

<!ENTITY % CONSOL "IGNORE">
<!ELEMENT regs -- (title, header?, reg+) >
<!-- ***** Include common element and entity definitions ***** -->
<!ENTITY % common
5 PUBLIC "-//SGMLSE//ELEMENTS 2.0 Common Elements//EN" >
%common;
<!-- ***** End common element and entity definitions ***** -->
<!ENTITY % reg PUBLIC "-//SGMLSE//DTD 1.0 Regulation//EN" >
%reg;
10
    
```

2007 RELEASE UNDER E.O. 13526

```

COMMON.ELT
<!-- *****
16 Common element, attribute and entity definitions.
Typical invocation :
<!ENTITY % common PUBLIC
"-//SGMLSE//ELEMENTS 3.0 Common Elements//EN" >
%common;
20 VERSION 3 19 Jan 1997
Copyright Aunty Abha's Electronic Publishing Pty. Ltd. 1996, 1997
    
```

```

REVISION History
*****
25 141096 TH Added p* to definition of schedule
151096 TH Added %reqid; %reqlbl; attributes to RULE, ORDER,
DIVISION, SUB-DIVISION
Added P+ and SUB+ to rule definition
251096 TH Added ststus entity for amendment information
30 291096 TH Changed definition for ORDER
141196 TH Added <ALTERED> element
261196 TH Too many changes to mention - Designated Version 2
150197 TH Too many changes to mention - Designated Version 3
180197 TH Changed contents of SECTION and SCHEDULE to (title, (%unstruct-
35 cont;))
TH Since RULE, REG and SECTION are all equivalent, renamed all to
SECTION and added attribute TYPE to designate which type of section they are
    
```

-28-

TH Added entity SUBJECT to allow each element to belong to 1 or more subjects

TH Added entity CONSOL which is invoked in the consolidation DTD using marked sections

```

5 ..... -->
<!--
+++++
+++ -->
<!-- ISO Character Entity Set Declarations and references -->
10 <!--
+++++
+++ -->
<ENTITY % ISOnum PUBLIC "ISO 8879:1986//ENTITIES Numeric and
Special Graphic//EN" >
15 <ENTITY % ISOpub PUBLIC "ISO 8879:1986//ENTITIES
Publishing//EN" >
<ENTITY % ISOTech PUBLIC "ISO 8879:1986//ENTITIES
General Technical//EN" >
<ENTITY % ISolat1 PUBLIC "ISO 8879:1986//ENTITIES
20 Added Latin 1//EN" >
<ENTITY % ISOgrk3 PUBLIC "ISO 8879:1986//ENTITIES
Greek Symbols//EN" >
%ISOnum;
%ISOpub;
25 %ISOTech;
%ISolat1;
%ISOgrk3;
<!-- ***** End Character entities ***** -->
<!-- ***** Parameter Entities ***** -->
30
<ENTITY % consol "">
<[ %CONSOL [
<ENTITY % consol "cai NAMES #IMPLIED
-- Creating amending act ID (IDs) --
35 eal NAMES #IMPLIED
-- Ending amending act ID (IDs) --
"
>

```

11/14/07 10:00 AM

US 6,233,592 B1

35

36

-29-

]]>

```

<!ENTITY % status
  "insert-date NUMBER #IMPLIED -- insert date --
  insert-leg IDREF #IMPLIED -- link to the inserting legislation --
  repeal-date NUMBER #IMPLIED -- repeal date --
  repeal-leg IDREF #IMPLIED -- link to the repealing legislation --
  amend-date NUMBER #IMPLIED -- amended date --
  amend-leg IDREF #IMPLIED -- link to the amending legislation --
  "
>

<!ENTITY % reqid "id ID #REQUIRED"
  -- required id --
>

<!ENTITY % reqlbl "lbl CDATA #REQUIRED"
  -- required label --
>

<!ENTITY % emph "bold | ital"
  -- emphasised text --
>

<!ENTITY % refs "xref | rngref | tempref | noteref"
  -- references --
>

<!ENTITY % inline "quote | ileqn | %emph; | %refs; | super | subscr"
  -- inline text elements --
>

<!ENTITY % text "#PCDATA | %inline;"
  -- inline text elements plus character data --
>

<!ENTITY % ref-cont "#PCDATA"
  -- content of references --
>

<!ENTITY % plevel "p | dpeqn | tblblk | list | blockquote | form"
  -- paragraph level (block) elements --
>

<!ENTITY % tblcon "p | dpeqn | list"

```

2007 RELEASE UNDER E.O. 13526

366274US

IN:118CC101206US.DOC:1AD

US 6,233,592 B1

37

38

-30-

```

-- content of table cells --
>

<|ENTITY % para-cont    "(%plevel;)+"
5  -- content of long-title or section level elements --
>

<|ENTITY % unstruct-cont  "((%plevel;)|article|chapter|part|notes)"+>

10 <|ENTITY % subject      "subject      NAMES      #IMPLIED"
   -- optional subject --
>
<!-- ***** End Parameter Entities ***** -->

15 <!-- ***** Include Maths and Table elements ***** -->

<|ENTITY % atimath PUBLIC "-//SGMLSE//ELEMENTS Math Equation Structures//EN">
%atimath;

20 <|ENTITY % atitbl PUBLIC "-//SGMLSE//ELEMENTS Table Structures//EN">
%atitbl;

<!-- ***** End Maths and Table elements ***** -->

25 <!-- Main elements -->

<|ELEMENT part - - (title, (%plevel;)*, (chapter+|division+|section+)*, notes?)
>
<|ATTLIST part %reqid;
30     %reqtbl;
     %status;
     %subject;
     %consol;
>

35 <|ELEMENT order - - (title, (division|section|part|schedule)+)
-- in numregs --
>

```

US 6,233,592 B1

US 6,233,592 B1

39

40

- 31 -

```

<!ATTLIST order %reqid;
          %reqlbl;
          %status;
          %subject;
5          %consol;
>

<!ELEMENT division -- (title, (sub-division+|section+))
-- in numregs --
10 >
<!ATTLIST division %reqid;
          %reqlbl;
          %status;
          %subject;
15          %consol;
>

<!ELEMENT sub-division -- (title, section+)
-- in numregs --
20 >
<!ATTLIST sub-division %reqid;
          %reqlbl;
          %status;
          %subject;
25          %consol;
>

<!ELEMENT chapter -- (title, (%plevel:)*, (part+|section+|article+)?)
-- part+ and section+ for numacts --
30 >
<!ATTLIST chapter %reqid;
          %reqlbl;
          %status;
          %subject;
35          %consol;
>

<!ELEMENT article -- (title, (%plevel)*, notes?)

```

US 6,233,592 B1

US 6,233,592 B1

41

42

- 32 -

US 6,233,592 B1

```

>
<!ATTLIST article %reqid;
      %reqlbi;
      %status;
5      %subject;
>

<!ELEMENT section -- (title, (%unstruct-cont;))>
<!ATTLIST section
10  %reqid;
      %reqlbi;
      %status;
      astprov NAMES #IMPLIED
      type (section|rule|reg) section
15  %subject;
      %consol;
>

<!ELEMENT schedule -- (title?, (%unstruct-cont;))
20  -- Schedule of an Act --
>
<!ATTLIST schedule %reqid;
      %reqlbi;
      %status;
25  %subject;
      %consol;
>

<!-- ***** -->
30
<!ELEMENT provisions -- (title, tbiblk+)
      -- provisions --
>
<!ATTLIST provisions
35  %subject;
>

<!ELEMENT form -- (title, formreg, front, back?)>

```

US 6,233,592 B1

43

44

-33-

```

<IATTLIST form %reqid;
    %reqbl;
    %status;
    parastyle CDATA #IMPLIED
5    %subject;
>

<IELEMENT formreg -- (#PCDATA)
-- Regulation --
10 >
<IATTLIST formreg
    %subject;
>

15 <IELEMENT front -- (asis)
-- front of form --
>
<IATTLIST front
    %subject;
20 >

<IELEMENT back -- (asis)
-- back of form --
>
25 <IATTLIST back
    %subject;
>

<IELEMENT asis -- (#PCDATA)
30 -- text as is --
>
<IATTLIST asis
    %subject;
>
35 <!-- ***** Header elements *****-->

<IELEMENT header -- (scope?, updated?)>

```

Continued on Page 44

US 6,233,592 B1

45

46

-34-

```

</ATTLIST header
    %subject;
>

5 <!ELEMENT scope - - (%text;)+>
</ATTLIST scope
    %subject;
>

10 <!ELEMENT updated - - (%text;)+>
</ATTLIST updated
    %subject;
>

16 <!ELEMENT notes - o (note+)>
</ATTLIST notes
    %subject;
>

20 <!ELEMENT note - - (%plevel;)+>
>
</ATTLIST note id ID #REQUIRED
    %subject;
>

25 <!-- ***** End Header elements *****-->

<!-- ***** structural elements *****-->

30 <!ELEMENT title - - (%text;)+
    -- Generic title --
>

<!-- ***** End structural elements *****-->

35 <!-- ***** plevel elements *****-->

<!ELEMENT blockquote - - (%unstruct-cont;)+

```

1
 2
 3
 4
 5
 6
 7
 8
 9
 10
 11
 12
 13
 14
 15
 16
 17
 18
 19
 20
 21
 22
 23
 24
 25
 26
 27
 28
 29
 30
 31
 32
 33
 34
 35
 36
 37
 38
 39
 40
 41
 42
 43
 44
 45
 46
 47
 48
 49
 50
 51
 52
 53
 54
 55
 56
 57
 58
 59
 60
 61
 62
 63
 64
 65
 66
 67
 68
 69
 70
 71
 72
 73
 74
 75
 76
 77
 78
 79
 80
 81
 82
 83
 84
 85
 86
 87
 88
 89
 90
 91
 92
 93
 94
 95
 96
 97
 98
 99
 100

US 6,233,592 B1

47

48

-35-

```

>
<|ATTLIST blockquote parastyle CDATA #IMPLIED
      %subject;
>
5
<|ELEMENT p -- (%text;)+
  -- paragraph - a line of text terminated by a carriage return in
  the hardcopy --
>
10
<|ATTLIST p parastyle CDATA #IMPLIED
      %subject;
>
<|ELEMENT list -- (li)+
>
16
<|ATTLIST list parastyle CDATA #IMPLIED
      %subject;
>
<|ELEMENT li -- (p | blockquote | tblock | list)+
  -- item in a list --
20
>
<|ATTLIST li lblock CDATA #REQUIRED
      %status;
      %subject;
>
25
<|ELEMENT tblock -- (title?, (table)#PCDATA)
  -- table block --
>
<|ATTLIST tblock parastyle CDATA #IMPLIED
      %subject;
30
>
<|ELEMENT dpeqn -- (fd)
  -- display equation --
>
<|ATTLIST dpeqn parastyle CDATA #IMPLIED>
35
<!-- ***** End plevel elements *****-->

<!-- ***** inline elements *****-->

```

11 12 13 14 15 16 17 18 19 20 21 22 23 24 25 26 27 28 29 30 31 32 33 34 35

US 6,233,592 B1

49

50

-36-

```

<!ELEMENT xref -- (%ref-cont;)+
-- cross reference to a single target point --
>
<!ATTLIST xref ref IDREF #REQUIRED
5 >
<!ELEMENT noteref - O EMPTY
-- cross reference to a note --
>
<!ATTLIST noteref ref IDREF #REQUIRED
10 >
<!ELEMENT rngref -- (%ref-cont;)+
-- cross reference to a sequential range of target points --
>
<!ATTLIST rngref startref NAME #REQUIRED
15 endref NAME #REQUIRED
>
<!ELEMENT tempref -- (%ref-cont;)+
-- cross reference to a single target point where the idstring is unknown --
>
20 <!ELEMENT ileqn -- (f)
-- inline equation --
>
<!ELEMENT super -- (%text;)+ -(super,subscr)
-- superscript --
25 >
<!ELEMENT subscr -- (%text;)+ -(super,subscr)
-- subscript --
>
<!ELEMENT quote -- (%text;)+
30 >
<!ELEMENT bold -- (%text;)+ -(bold)
-- text set in bold which is not a title or a label --
>
<!ELEMENT ital -- (%text;)+ -(ital)
35 -- text set in italic which is not a title or a label --
>
<!ELEMENT altered - O EMPTY>
<!ATTLIST altered by CDATA #REQUIRED>

```

US 6,233,592 B1

51

52

-37-

5

```

<!-- ***** End inline elements ***** -->
<ELEMENT long-title -- (%para-cont;)>
<ELEMENT preamble -- (%para-cont;)>

```

CONSOL.DTD

10

```

<!-- *****
Document Type Definition for the consolidation
Typical invocation :
<!DOCTYPE consol PUBLIC "-//SGMLSE//DTD 1.0 Colsolidation//EN" >
Copyright Aunty Abha's Electronic Publishing Pty. Ltd. 1996, 1997

```

REVISION History

16

```

*****
***** -->
<ENTITY % CONSOL "INCLUDE">
<!-- ***** End common element and entity definitions ***** -->
<ELEMENT consol -- (act|reg)+
20 >
<!-- ***** Include common element and entity definitions ***** -->
<ENTITY % common
PUBLIC "-//SGMLSE//ELEMENTS 2.0 Common Elements//EN" >
%common;
25 <ENTITY % reg PUBLIC "-//SGMLSE//DTD 1.0 Regulation//EN" >
%reg;
<ENTITY % act PUBLIC "-//SGMLSE//DTD 1.0 Act//EN" >
%act;

```

1
2
3
4
5
6
7
8
9
10
11
12
13
14
15
16
17
18
19
20
21
22
23
24
25
26
27
28
29
30
31
32
33
34
35
36
37
38
39
40
41
42
43
44
45
46
47
48
49
50
51
52
53
54
55
56
57
58
59
60
61
62
63
64
65
66
67
68
69
70
71
72
73
74
75
76
77
78
79
80
81
82
83
84
85
86
87
88
89
90
91
92
93
94
95
96
97
98
99
100
101
102
103
104
105
106
107
108
109
110
111
112
113
114
115
116
117
118
119
120
121
122
123
124
125
126
127
128
129
130
131
132
133
134
135
136
137
138
139
140
141
142
143
144
145
146
147
148
149
150
151
152
153
154
155
156
157
158
159
160
161
162
163
164
165
166
167
168
169
170
171
172
173
174
175
176
177
178
179
180
181
182
183
184
185
186
187
188
189
190
191
192
193
194
195
196
197
198
199
200
201
202
203
204
205
206
207
208
209
210
211
212
213
214
215
216
217
218
219
220
221
222
223
224
225
226
227
228
229
230
231
232
233
234
235
236
237
238
239
240
241
242
243
244
245
246
247
248
249
250
251
252
253
254
255
256
257
258
259
260
261
262
263
264
265
266
267
268
269
270
271
272
273
274
275
276
277
278
279
280
281
282
283
284
285
286
287
288
289
290
291
292
293
294
295
296
297
298
299
300
301
302
303
304
305
306
307
308
309
310
311
312
313
314
315
316
317
318
319
320
321
322
323
324
325
326
327
328
329
330
331
332
333
334
335
336
337
338
339
340
341
342
343
344
345
346
347
348
349
350
351
352
353
354
355
356
357
358
359
360
361
362
363
364
365
366
367
368
369
370
371
372
373
374
375
376
377
378
379
380
381
382
383
384
385
386
387
388
389
390
391
392
393
394
395
396
397
398
399
400
401
402
403
404
405
406
407
408
409
410
411
412
413
414
415
416
417
418
419
420
421
422
423
424
425
426
427
428
429
430
431
432
433
434
435
436
437
438
439
440
441
442
443
444
445
446
447
448
449
450
451
452
453
454
455
456
457
458
459
460
461
462
463
464
465
466
467
468
469
470
471
472
473
474
475
476
477
478
479
480
481
482
483
484
485
486
487
488
489
490
491
492
493
494
495
496
497
498
499
500
501
502
503
504
505
506
507
508
509
510
511
512
513
514
515
516
517
518
519
520
521
522
523
524
525
526
527
528
529
530
531
532
533
534
535
536
537
538
539
540
541
542
543
544
545
546
547
548
549
550
551
552
553
554
555
556
557
558
559
560
561
562
563
564
565
566
567
568
569
570
571
572
573
574
575
576
577
578
579
580
581
582
583
584
585
586
587
588
589
590
591
592
593
594
595
596
597
598
599
600
601
602
603
604
605
606
607
608
609
610
611
612
613
614
615
616
617
618
619
620
621
622
623
624
625
626
627
628
629
630
631
632
633
634
635
636
637
638
639
640
641
642
643
644
645
646
647
648
649
650
651
652
653
654
655
656
657
658
659
660
661
662
663
664
665
666
667
668
669
670
671
672
673
674
675
676
677
678
679
680
681
682
683
684
685
686
687
688
689
690
691
692
693
694
695
696
697
698
699
700
701
702
703
704
705
706
707
708
709
710
711
712
713
714
715
716
717
718
719
720
721
722
723
724
725
726
727
728
729
730
731
732
733
734
735
736
737
738
739
740
741
742
743
744
745
746
747
748
749
750
751
752
753
754
755
756
757
758
759
760
761
762
763
764
765
766
767
768
769
770
771
772
773
774
775
776
777
778
779
780
781
782
783
784
785
786
787
788
789
790
791
792
793
794
795
796
797
798
799
800
801
802
803
804
805
806
807
808
809
810
811
812
813
814
815
816
817
818
819
820
821
822
823
824
825
826
827
828
829
830
831
832
833
834
835
836
837
838
839
840
841
842
843
844
845
846
847
848
849
850
851
852
853
854
855
856
857
858
859
860
861
862
863
864
865
866
867
868
869
870
871
872
873
874
875
876
877
878
879
880
881
882
883
884
885
886
887
888
889
890
891
892
893
894
895
896
897
898
899
900
901
902
903
904
905
906
907
908
909
910
911
912
913
914
915
916
917
918
919
920
921
922
923
924
925
926
927
928
929
930
931
932
933
934
935
936
937
938
939
940
941
942
943
944
945
946
947
948
949
950
951
952
953
954
955
956
957
958
959
960
961
962
963
964
965
966
967
968
969
970
971
972
973
974
975
976
977
978
979
980
981
982
983
984
985
986
987
988
989
990
991
992
993
994
995
996
997
998
999
1000

US 6,233,592 B1

53

54

-38-

Table
APPENDIX C

Relational Database Specifications

5 **TABLE OF CONTENTS**

Database Tables Entry Procedure

[A] GENERAL

10

- [A 01] Introduction**
- [A 02] General Purpose and Structure of the Database**
- [A 03] General Note about Dates Required for Fields in Database Tables**

15

[B] MASTER TABLE

20

- [B 01] ID FIELD**
- [B 02] Date of Assent/Date of Notification Field**
- [B 03] Short Title Field**
- [B 04] Date of Commencement Field**
- [B 04.1] Other forms of commencement or notification**
- [B 05] Date of Expiry Field**
- [B 06] Type Field**
- [B 07] Reprint No Field**
- [B 08] Reprint Date Field**

25

[C] TEXTBLOCK TABLE

30

- [C 01] When the should it be used?**
- [C 02] ID Field**
- [C 03] Textblock ID1**
- [C 04] Textblock ID2**
- [C 05] Date of Commencement Field**
- [C 06] Date of Expiry Field**

35

US 6,233,592 B1

55

56

-39-

COMMONWEALTH PROJECT**CHAPTER XX - Database Tables Entry Procedure****[A] GENERAL**

5

[A 01] Introduction

- This Chapter is divided into three topics;

[A] This General topic,

[B] The Master Table of the Data Base; and

10 [C] The Textblock Table of the Data Base.

- All text like this in 10pt Arial font size is "explanatory text and notes" on the data base.
- All text in Courier 9pt font size with a rule on the left hand side is the text used for examples, the text is taken from the Commonwealth data where possible to make it look like the real thing, however, some examples have been created for the purposes of explanation and do not exist in

15 the data itself.

- References in capitals to ACT(S) or REGULATION(S) are references to the whole Acts or Regulations. The word regulation when written with a lower case "r" will refer to a numbered regulation (eg: regulation 2). **Note:** this does not apply to the text of examples which have been left as they appear in the data.

20

- The word Section written with a capital "S" will refer to the numbered section of an ACT (eg: Section 2). **Note:** this does not apply to the text of examples which have been left as they appear in the data.

25

- The word Part written with a capital "P" will refer to the means of dividing an ACT known as a Part (eg: Part 2 or Part II). **Note:** this does not apply to the text of examples which have been left as they appear in the data.

- **Note:** the reference to Sections in Commonwealth ACTS and regulations in Commonwealth REGULATIONS is by way of the lowest piece of text first, eg: 8(8)(a) would be written "paragraph 8(8)(a)" not "Section 8(8)(a)".

30

Note: Fields are out of database structure order in the examples because they appear at different places in the legislation to the structure used in the database tables.

[A 02] General Purpose and Structure of the Database*Purpose*35

To provide a means of managing, monitoring and checking the content of the Commonwealth Legislation Consolidation.

US 6,233,592 B1

57

58

-40-

To allow the time based (versioning) capacity of the DTD and SGML coding being under taken to be realised.

Basic Structure

5 The database is to consist of two tables

These Tables will be known as MASTER and TEXTBLOCK.

The specific purpose of each Table will be as follows:-

MASTER will focus on fields that collect data about an ACT or REGULATION as a whole.

TEXTBLOCK will focus on specific sub-elements of the whole of an ACT or REGULATION.

10

[A 03] General Note about Dates Required for Fields in Database Tables

Dates in the Database will be used primarily to identify two things:

- the beginning of a whole or part of an ACT or REGULATION, or
- the end of the whole or part of an ACT or REGULATION

15

Entries for dates will all be in the dd/mm/yy formula.

There are 3 ways dates will be appear in the legislation:

- *specific* - are stated in the legislation itself (for example, Date of Assent)
- 20 • *to be advised* - are to be published or advised elsewhere (for example, proclaimed in Gazette)
- *conditional* - are based on something else happening (for example, the commencement of another ACT or REGULATION, the creation of or termination of an organisation, the happening of an event)

25

[B] MASTER TABLE

[B 01] ID FIELD

30 This is the most important field in the database as it ties all the remaining fields and their information together.

For the example used here, that is, the Social Security Act this will be **Act-19910046**.

This is arrived at by combining,

- 35 (i) the *type of legislation*, in this case an ACT - see **(a)** below, then
- (ii) the *year of enactment/creation*, in this case 1991 - see **(b)** below, and finally,
- (iii) the *ACT'S Number* - see **(c)** below.

366274US

IN:LIECC101206US.DOC:1AD

US 6,233,592 B1

59

60

-41-

All three parts of the ID are important. Inputting the right type, that is, Act for ACTS and Reg for REGULATION etc., and the right year and number is critical as only the correct combination of all three will give the required accuracy.

5

In the ID field the year and number are separated by a hyphen. Also four digits **must** be used for the year number, thus 0046 and not 46 is used for the ACT'S number in this example.

An important point to note is that it is possible for an ACT or REGULATION to be known as say the Federal Law Act 1996 but to be Act No 2 of 1997, so that its ID then will be Act-19970002

10

\$\$#

15

\$\$T
SOCIAL SECURITY (a)ACT 1991
- Updated as at 10 July 1995

20

\$\$T
1 The Social Security Act 1991 as shown in this reprint comprises Act No. (c)46, (b)1991 amended as indicated in the Tables below.<

[B 02]Date of Assent/Date of Notification Field

This will appear in different places according to the style and type of information.

25

For ACTS use the Table of Acts at the column Date of Assent. The entry for Act No 46,1991 being the entry for the principal ACT, that is the Social Security Act, is the place to look and the second column shows the date of assent as 23 Apr 1991(see (d) below).

30

Table of Acts<
Act Date Date of Application<
Number and of assent commencement saving or<
year transitional<
provisions<

35

Social Security Act 1991<
46, 1991 (d)23 Apr 1991 1 July 1991<

For REGULATIONS use the Table of Statutory Rules at the column Date of Notification.

US 6,233,592 B1

61

62

-42-

The entry for REGULATION No 36,1990 being the entry for the principal REGULATIONS, that is the Cash Transactions Reports Regulations, is the place to look and the second column shows the date of notification as 27 Feb 1990 (see (e) below).

5 *1* The Cash Transaction Reports Regulations (in force under the Cash
Transaction Reports Act 1988) as shown in this reprint comprise
Statutory Rules 1990 No. 36 amended as indicated in the Tables below.

Table of Statutory Rules

Year and Date of number notification in Gazette	Date of commencement	Application, saving or transitional provisions
15 1990 No. 36	(e)27 Feb 1990	27 Feb 1990

[B 03]Short Title Field

This usually appears in Section 1 of an ACT or regulation 1 of a REGULATION.
20 This is the best place to take the name from as it is the legislated/official way that the ACT,
REGULATION etc. is to be referred to etc. See (f) below.

The name should be entered in full (no abbreviations).
You should include the year even though it is part of the ID and also the words ACT or
25 REGULATION. This will firstly, provide a cross check as normally these should match. It will also
indicate those ACTS or REGULATIONS where the Short Title Year is different to the Year and
Number in the ID field.

```

30  $$$
    $$$
    SOCIAL SECURITY ACT 1991 - SECT 1<
    Short title

    $$$

35  $$NSECT
    1. This Act may be cited as the (f)Social Security Act 1991.*1*
    $$$
    
```


US 6,233,592 B1

63

64

-43-

[B 04] Date of Commencement Field

This information usually appears in Section 2 for an ACT and regulation 2 for a REGULATION.

5

This is the best place to take the date of commencement from as here it is part of the legislation/the law and therefore always correct (even if its wrong). If taken from the Table of Acts or Table of Regulations an error would not be correct even if **not** made by us because technically; Tables, Title Pages and even side/margin notes are not considered part of legislation.

10

See (g) below for an example.

§§T
15 SOCIAL SECURITY ACT 1991 - SECT 2<
Commencement

§§T
20 §§NSECT
2. This Act commences on (g) 1 July 1991.
§§A
§§T

25

[B 04.1] Other forms of commencement or notification

The example given at (g) above is a simple form of commencement in that one date is stated in Section 2.

There are other forms of commencement as follows -

30

• ACTS or REGULATIONS *where no date of commencement is specified* enacted on or before 31/12/1937 (that is, there is no Section 2 and no other section dealing with commencement) commence on the day on which the ACT was assented to for ACTS (for example, the Acts Interpretation Act 1901 assented to on 12/7/1901). These Acts require **no** entry in the MASTER TABLE as the Date of Commencement and Date of Assent are the same.

35

• ACTS or REGULATIONS *where no date of commencement is specified* enacted on or after 1/1/1938 (that is, there is no Section 2 and no other section dealing with commencement) then the

Act by default commences on 28th day after the Date of Assent. These Acts do require an entry in the MASTER TABLE as the Date of Commencement and Date of Assent are not the same.

• ACTS or REGULATIONS where various Parts, Sections, regulations etc., commence on different dates or on dates to be proclaimed or notified in Gazette.

• ACTS or REGULATIONS where various Parts, Sections, regulations etc., commence the commencement of another ACT, REGULATION or Part or Section of another ACT or REGULATION etc.

Note: With respect to the calculation of time (as for example, in the case of commencement 28 days after assent) Section 36 of the Acts Interpretation Act affects how this is done. Section 36 provides:

• Where in an ACT any period of time, dating from a given day, act, or event, is prescribed or allowed for any purpose, the time shall, unless the contrary intention appears, be reckoned exclusive of such day or of the day of such act or event.

• Where the last day of any period prescribed or allowed by an ACT for the doing of anything falls on a Saturday, on a Sunday or on a day which is a public holiday or a bank holiday in the place in which the thing is to be or may be done, the thing may be done on the first day following which is not a Saturday, a Sunday or a public holiday or bank holiday in that place.

The above will be handled in Australia with respect of those ACTS or REGULATIONS to which this applies.

[B 05]Date of Expiry Field

This is the opposite of commencement, that is, it indicates when the whole of an ACT or REGULATION or some Part, Section or regulation in an ACT or REGULATION ceases to have effect.

Note: because the expiry is provided for in the ACT or REGULATION itself, this is different to a repeal. The effect is however, the same.

Sections or Regulations relevant to this field are headed "Sunset clause" or "Sunset provision" see **(h) below**.

Note: the use of the words "unless sooner repealed" in the examples *below*. This means entries will need to be checked or reviewed to ensure that ACT or REGULATION has not been sooner repealed.

- 5 The date or timing of expiry is indicated/expressed in a few different ways:
 - by a specific date, see **(i)** *below*.
 - by a period of years, see **(j)** *below*.

- 10 • Examples of expiry of the whole ACT by a specific date.

AUSTRALIAN MEAT AND LIVE-STOCK (QUOTAS) ACT 1990 - Updated as at
 18 July 1995

15 SECT 9
 Sunset clause **(h)**
 9. This Act, unless sooner repealed, shall cease to be in force at the
(i)end of 30 June 1998.

20 **Note:** the example *above* uses the words "cease to be in force" and the one *below* the words "ceases to have effect". The result is still the same for our purpose.

MEAT AND LIVE -STOCK INDUSTRY ACT 1995 No. 67 of 1995 - Assented
 to 30 June 1995

25 SECT 227
 Sunset clause
 227. This Act, unless sooner repealed, ceases to have effect at
 the end of 30 June 1998.

- 30 • Example of expiry of Part, Division, Subdivision or Section of ACT after a specified period of years.

35 NATIVE TITLE ACT 1993
 Updated as at 30 June 1995

SECT 207

Sunset provision
207. This Part ceases to be in force at the (j)end of 5 years
after the Parliamentary Joint Committee is first appointed.

5 • Examples of expiry of a portion of a REGULATION

FEDERAL COURT RULES
Updated as at 22 March 1996
.....

10 ORDER 75 NATIVE TITLE RULES
NATIVE TITLE ACT 1993
.....

ORDER 75
RULE 21
15 Sunset provision
21. Order 75 ceases to be in force on 1 March 1997.

MIGRATION (1993) REGULATIONS - Updated as at 25 July 1994
.....

20 REG 2A
10A
Sunset provision
2A.10A. No application may be made under this Division on or
after 1 July 1993.

25

[B 06]Type Field

This Field provides more specific information about the type of legislation.
It is different to the ID Field described above which gives the legislation a unique ID.
30 This Field uses three single character codes to describe the legislation.
These are as follows:

P = *Principal* ACTS or REGULATIONS.
It indicates that this is the main or *Principal* ACT or REGULATION.

35 **OR** In other words the ACT or REGULATION which gets amended.

Principal ACTS or REGULATIONS can be either in existence (enacted in previous years) or newly
enacted (created in the current year).

There is nothing specifically unique or different in a principal ACT or REGULATION that makes it easy to identify. By elimination it is however, possible to say what is not a Principal ACT or REGULATION. This is done by looking at the ACT or REGULATION'S title information. Amending Acts or Regulations (which are dealt with next) usually contain the word's "Amending", "Amendment", "Repeal" or "Statute Law Revision" in their Short Title. Another indicator in the case of ACTS is that the Long Title will also contain the word's "Amending", "Amendment", "Repeal" or "Statute Law Revision" (REGULATIONS however, do not have a Long Title).

The example marked (K) and (J) below shows the Long and Short Titles for a Principal Act known as the Trade Practices Act. (Compare these examples with the ones marked (L) and (M) below).

```

LONG TITLE(K)
15 An Act relating to certain Trade Practices

PART I-PRELIMINARY

SECT 1
20 Short title(J)
1. This Act may be cited as the Trade Practices Act 1974.*1*
SEE NOTES TO FIRST ARTICLE OF THIS CHAPTER .

```

Note: A principal ACT or REGULATION can contain amendments to other ACTS or REGULATIONS. It therefore, still needs to be considered for its effect on other ACTS.

A = Amending ACTS or REGULATIONS.

It indicates that this is a changing or Amending ACT or REGULATION.

OR In other words the ACT or REGULATION which does the amending.

Amending ACTS or REGULATIONS will not generally exist in their own right in the consolidated information for which we are creating the data base. The changes they effect will nearly always become part of the Principal ACT or REGULATION

There are some rare exceptions to the above point however, which will need to be identified - (the way to do this most effectively will be to identify them in Australia and provide a list or table of what these ACTS and REGULATIONS are).

As already stated the best ways to identify an Amending ACT or REGULATION are:

Amending ACTS or REGULATIONS will nearly always contain the word's "Amending", "Amendment", "Repeal" or "Statute Law Revision" in their Short Title.

6 For Acts (but not Regulations) there is also a Long Title at the very beginning of the Act (usually before Section 1) which will also contain the word's "Amending" "Amendment", "Repeal" or "Statute Law Revision".

The example marked (L) and (M) below shows the Long and Short Titles for the Amending ACT
10 known as the Trade Practices (Secondary Boycotts) Amendment Act 1979.

LONG TITLE(L)
An Act to amend the Trade Practices Act 1974 with respect
Secondary Boycotts and other industrial practices.

15 PART I-PRELIMINARY

SECT 1
Short title(M)

20 1. This Act may be cited as the Trade Practices (Secondary Boycotts) Amendment Act 1979.*1*
SEE NOTES TO FIRST ARTICLE OF THIS CHAPTER .

25 Note: An Amending ACT or REGULATION can be amended itself by a further amending ACT or REGULATION.

More Examples of Amending ACTS and REGULATIONS

Following are some more examples of Amending ACTS and REGULATIONS and what to look for.

30 *Statute Law Revision Acts*

Below are two examples of these. Usually, this is clean up legislation which makes many changes and often effects a larger number of ACTS. They can be specific as in the case of the Decimal Currency example or they can be general as in the case of the 1973
35 example.

They can both change (amend Parts, Divisions and Sections of ACTS and REGULATIONS) and/or delete (repeal) whole ACTS and REGULATION or Parts, Divisions and Sections.

US 6,233,592 B1

75

76

-49-

Statute Law Revision (Decimal Currency) Act 1966
 Statute Law Revision Act 1973

5 There are other form of Amending ACT similar to the Statute Law Revision Acts as follows:

A.C.T. Self-Government (Consequential Provisions) Regulations
 1989 No. 3
 Defence Legislation Amendment Act 1984
 10 Fringe Benefits Tax (Miscellaneous Provisions) Act 1986
 Statute Law (Miscellaneous Provisions) Act (No. 1) 1986
 Taxation Laws Amendment Act (No. 3) 1986

15 The above can usually be spotted by the use of words such as "Consequential Provisions" "Laws Amendment", "Legislation Amendment", "Miscellaneous Provisions" in their Short Titles.

Repeal Acts

20 Below are two examples of these. One where the term Legislation is used in the title indicating that more many ACTS are being repealed. Again this is often clean up legislation which repeals many ACTS whose purpose or reason for being has lapsed. Alternatively, as the second example indicates Repeal ACTS can be specific, effecting the repeal of only one ACT.

25 Egg Export Legislation Repeal Act 1984
 National Welfare Fund Repeal Act

N = Not known

30 Indicates that the type of the ACT or REGULATION is not known or cannot be determined. These records will the be handled in Australia.

[B 07]Reprint No Field

35 The information required for this field does not appear in the Commonwealth Data as presently supplied to/held by us. It will need initially to be obtained in the form of a list of existing reprints and their numbers and be added to both the Commonwealth data and the data base as a once only job. It will then need to be maintained on a monthly basis using the two AGPS Pamphlet Publications known as ACTS TABLES for Acts and STATUTORY RULES TABLES for Regulations, the last page in each contains this information for the current year. **Note:** where the

US 6,233,592 B1

77

78

-50-

Pamphlets are not available or the reprint number is not known or unavailable then the number 999 should be used to indicate this.

Each of the two tables from the Pamphlets contains the name of the Reprinted ACT or REGULATION in alphabetical order (but see Statutory Rules example below) followed by the date of reprint, then followed by the words "Reprint No." and a number. It is this last number that needs to be entered.

ACTS TABLE entry example

National Health Act 1935 (20 September 1996) Reprint No. 5

STATUTORY RULES TABLE entry example

Note: Statutory Rules are listed by their parent Act (the Act under which they are made appearing in *italic* as shown in the example below).

Banks (Shareholdings) Act 1972 --
Banks (Shareholdings) Regulations (2 August 1995) Reprint No. 2

[B 08] Reprint Date Field

Like the Reprint Number discussed in [B 07] above the information required for this field does not appear in the Commonwealth Data as presently supplied to/held by us. It too will need initially to be obtained in the form of a list of existing reprints and be added to both the Commonwealth data and the data base as a once only job. It will then need to be maintained on a monthly basis using the two AGPS Pamphlet Publications known as ACTS TABLES for ACTS and STATUTORY RULES TABLES for Regulations, the last page in each contains this information for the current year.

Each of the two tables contains the name of the Reprinted ACT or REGULATION in alphabetical order (but see Statutory Rules example below) followed by the date of reprint, then followed by the words "Reprint No." and a number.

For this field it is the Date preceding the Reprint Number that needs to be entered.

For examples see the examples at [B 07] above.

Note: Again where the Pamphlets are not available or the reprint date is not known or unavailable then the date 00/00/00 should be used to indicate this.

US 6,233,592 B1

79

80

- 51 -

[C] TEXTBLOCK TABLE**[C 01] When should it be used?**

TEXTBLOCK entries will not normally be required for ACTS or REGULATIONS which are either
 6 Principal or Reprinted ACTS or REGULATIONS. But note that in the case of Principal ACTS there
 are exceptions, namely; where the Principal ACT or REGULATION also amends or repeals other
 ACTS or REGULATIONS.

[C 02] ID FIELD

10 This field simply repeats the information obtained in [B 01] above. Its purpose is to link this Table
 with the MASTER TABLE by way of the same ID. For the example, in [B 01] for the Social
 Security Act the ID was Act-19910046. This ID would be repeated in this field.

[C 03] Textblock ID1

15 This field is for the ID of the specific Part, Section or regulation in an Amending ACT or
 REGULATION that causes a change (amendment) to happen.

Textblock ID2 (see [C 04] below) on the other hand records the ID of the specific Part, Section or
 regulation in an Amending Act or Regulation that is changed (amended).

20

EXAMPLE 1

Following is an example of an amendment to the Social Security Act which shows how the
 information required for this field is obtained.

25 *Please note* there are several ways in which Amending ACTS and REGULATIONS are presented.
 However, the information required for this ID field is present in all cases. This first example shows
 the things to look for and the next example show some of the variations possible.

- (N) The first thing required is an indication as to type. The example is an Amending Act.
- 30 (O) The second thing required is the relevant year. In the example this is 1995.
- (P) The third thing required is the Act or Reg Number. In this example this is 104.
- (Q) The fourth thing required is the specific Part, Section or regulation doing the amending. In
 this example this is SCH1 (ie: Schedule 1).

35 The ID entry for this example would then be as follows:

ACT-19950104-SCH-1

SOCIAL SECURITY LEGISLATION (N)AMENDMENT ACT (NO. 1) (O)1995 No. (P)104 of 1995
 -

US 6,233,592 B1

81

82

-52-

.....

(Q)SCHEDULE 1 Section 4<

AMENDMENT OF THE SOCIAL SECURITY ACT 1991 RELATING TO<

THE DEFINITION OF INCOME<

5 1. After Paragraph 8(8)(zf):<

Insert:<

"(zfa) a payment of financial supplement made to the person<

under the Student Financial Supplement Scheme;"<

10 **EXAMPLE 2**

This example shows a different style of amendment to Example 1.

The ID entry for this example would be as follows. ACT-19950105-SEC-4

It would be made up of the following:

16 (R) Indication of Amending Act. (This would be Reg if we were dealing with a Regulation).

(S) Year of Act is 1995

(T) Act or Reg Number is 105.

(U) Specific Part, Section or regulation doing the amending is SEC4. Note: there is no reference to a Schedule (SCH) because Section 4 is doing the amending.

20 SOCIAL SECURITY (NON-BUDGET MEASURES) LEGISLATION (R)AMENDMENT ACT (S)1995 No.

(T)105 of 1995

\$\$\$SECT

25 (U)4. Section 198 of the Principal Act is amended by inserting after subsection (1A).

\$\$\$P

<

"(1B) Subject to subsection (1C), if:<

30 (a) a person (the 'carer') is personally providing constant care for a severely handicapped person; and<

(b) the handicapped person is temporarily absent from Australia for a period of not more than 3 months; and<

(c) the carer accompanies the handicapped person on his or her absence from

35 Australia;<

the carer does not cease to be qualified for a carer pension merely because of that absence from Australia.

\$\$\$P

<
 (1C) If, during a calendar year, the carer has accompanied the handicapped person outside Australia on more than one occasion, the carer ceases to be qualified for carer pension under subsection (1B) in that calendar year after he or she has, during that calendar year, qualified for carer pension under that subsection for periods that together add up to 3 months."
 SSA

[C 04]Textblock ID2
 This field is for the ID of the specific Part, Section or regulation in an Amending ACT or REGULATION that is changed (amended).

Textblock ID1 (see [C 03] above) on the other hand records the ID of the specific Part, Section or regulation in an Amending ACT or REGULATION that causes a change (amendment) to happen.

EXAMPLE 1
 Following is an example of an amendment to the Social Security Act which shows how the information required for this field is obtained.

Please note, as with Textblock ID1, there are several ways in which Amending ACTS and REGULATIONS are presented. However, the information required for this ID field is present in all cases. This first example shows the things to look for and the next example shows some of the variations possible.

- (V) Again the first thing is an indication as to type. The example is an Amending Act.
- (W) The second thing required is the relevant year. In the example this is 1991.
- (X) The third thing required is the Act or Reg Number. In this example this is 46.
- (Y) The fourth thing required is the specific Part, Section or Regulation that is being amended. In this example this is SEC8.

The ID entry for this example would then be as follows:

ACT-19910046-SEC-8

SOCIAL SECURITY LEGISLATION AMENDMENT ACT (No. 1) 1995 No. 104 of 1995 -

 SCHEDULE 1 Section 4<
 AMENDMENT OF THE SOCIAL SECURITY (V)ACT (W)1991

US 6,233,592 B1

85

86

-54-

(X) [if not available/reproduced in the Amendment text can be obtained from the main ID field in MASTER TABLE]

RELATING TO<
THE DEFINITION OF INCOME<

5 1. After Paragraph **(Y)**(8) (zf) :<

Insert :<

"(zfa) a payment of financial supplement made to the person<
under the Student Financial Supplement Scheme;"<

10

EXAMPLE 2

This example shows a different style of amendment to Example 1.

The ID entry for this example would be as follows: **ACT-19950105-SEC-198**

15 It would be made up of the following:

(Z) Indication of Amending **ACT**. (This would be Reg if we were dealing with a REGULATION).

(AA) Year of ACT is **1991**.

(BB) The third thing required is the ACT or REGULATION Number.

In this example this is **46**.

20

(CC) Specific Part, Section or regulation being amended is SEC198.

SOCIAL SECURITY (NON-BUDGET MEASURES) LEGISLATION AMENDMENT ACT 1995 No. 105 of 1995

25

(Z) (AA) (BB) [if not available/reproduced in the Amendment text can be obtained from the main ID field in MASTER TABLE]

\$\$\$SECT

4. Section **(CC)**198 of the Principal Act is amended by inserting after subsection (1A) :

\$\$\$

30

<

"(1B) Subject to subsection (1C), if:<

(a) a person (the 'carer') is personally providing constant care for a severely handicapped person; and<

35

(b) the handicapped person is temporarily absent from Australia for a period of not more than 3 months; and<

(c) the carer accompanies the handicapped person on his or her absence from Australia;"<

US 6,233,592 B1

87

88

-55-

the carer does not cease to be qualified for a carer pension merely because of that absence from Australia.

\$\$\$

<

5 "(1C) If, during a calendar year, the carer has accompanied the handicapped person outside Australia on more than one occasion, the carer ceases to be qualified for carer pension under subsection (1B) in that calendar year after he or she has, during that calendar year, qualified for carer pension under that subsection for periods that together add up to 3 months."

10 \$\$A

[C 05]Date of Commencement Field

This field is for the date an amendment or repeal of a specific Part, Section or regulation commenced. See also [B 04] for information on commencement.

15

EXAMPLE

Below is an example of a commencement provision from an amending ACT. Note how various sections of the amending ACT are allocated a date of commencement. Using the Section identified in TEXTBLOCK ID1 the date of commencement can be identified and entered in this field.

20

Thus if the TEXTBLOCK ID1 field were ACT-19950105-SEC-8 then the date information required for this field would be 1 July 1995. See (DD) below.

25

SOCIAL SECURITY (NON-BUDGET MEASURES) LEGISLATION AMENDMENT ACT 1995 No. 105 of 1995 - SECT 2<
Commencement<

\$\$\$

30

\$\$NSECT

2. (1) Subject to this section, this Act commences on the day on which it receives the Royal Assent.

\$\$\$

35

<

(2) Subdivision A of Division 2 of Part 2 is taken to have commenced on 1 July 1993.

\$\$\$

US 6,233,592 B1

89

90

-56-

<
(3) Sections 8 and 9 are taken to have commenced on **(DD)** 1 July 1995.

\$\$\$

<

5 (4) Section 10 is taken to have commenced on 1 April 1993.

\$\$\$

[C 06]Date of Expiry Field

This field provides for amendments that are enacted for a period of time, for example; during a
10 special event such as the Olympics.

Note: Expiry provisions are rare and should only be added if clearly specified in the data as in the example below

15 **EXAMPLE**
See **(EE)** below.

OLYMPIC SECURITY (NON-BUDGET MEASURES) LEGISLATION AMENDMENT ACT 1997 No. 109 of
1995

20

\$\$\$NSECT

4. Section 298 of the Principal Act is amended for the period commencing at
midnight on 1 July 1997 and ending on midnight **(EE)** 25 July 1997 by inserting
after subsection (2A):

25 \$\$\$

<

"(2B) Subject to subsection (2C), if <

(a) a person (the 'carer') is personally providing constant care for a
severely handicapped person; and<

30

(b) the handicapped person is temporarily absent from Australia for a period
of not more than 3 months; and<

(c) the carer accompanies the handicapped person on his or her absence from
Australia;<

35

the carer does not cease to be qualified for a carer pension merely because of
that absence from Australia.

\$\$\$

<

US 6,233,592 B1

91

92

-57-

"(2C) If, during a calendar year, the carer has accompanied the handicapped person outside Australia on more than one occasion, the carer ceases to be qualified for carer pension under subsection (1B) in that calendar year after he or she has, during that calendar year, qualified for carer pension under that subsection for periods that together add up to 3 months."
5 SSA

US 6,233,592 B1

93

94

-58-

APPENDIX D

Keying Guide for Australian Legislation Documents

General Validation

All files produced must be parsed against the relevant DTD and each table should be viewed using a suitable Table renderer to make sure that they have been coded correctly.

DTD modifications

No local modifications must be made to the supplied DTD's. If there are any situations in which it is thought that a change to a DTD is required then the requested change and the reasons for it must be submitted to SGMLSE. If a change is deemed necessary, then the DTD will be changed in the UK and resupplied. This is necessary to maintain consistency in the DTD's being used at both ends in the process.

Files

The SGML files that will be supplied have already been partially processed but will be invalid according to the DTD (especially the tables).

Each file should omit the document type declaration and begin directly with the root element.

Carriage return characters

Carriage return characters must not appear in any element which has #PCDATA within its content model. If it is wished to use carriage return characters to shorten line lengths, then they must be placed in positions where they will be ignored by an SGML parser e.g. in places where #PCDATA is not allowed, or within start and end tags in places where separator characters are allowed.

Case

Element and attribute names are case-insensitive. They may be entered in either uppercase, lowercase or a mixture.

Attribute values are usually case-insensitive. The only time that they are case-sensitive is when they have a declared type of CDATA, in which case the string values should be entered directly as they appear in the text.

Markup minimisation

No non-empty elements have omissible start or end tags, but the empty end tag `</>` can be used to end the currently open element. A carriage return character can not occur within an empty end tag.

5 **DTD structure**

There are four DTDs and a common element declaration that are used to define the structure of the legislation.

REGS.DTD

10 This DTD has the public identifier "-//SGMLSE/DTD 1.0 Regulations//EN" and contains the declaration for the regulations. It has two parameter entity references which include "-//SGMLSE/DTD 1.0 Act//EN" and "-//SGMLSE/DTD 1.0 Regulation//EN".

The file *regs.sgm* produced by the Perl script *regs.pl* conforms to *regs.dtd* and calls in all acts as parameter entities.

ACTS.DTD

15 This DTD has the public identifier "-//SGMLSE/DTD 1.0 Acts//EN" and contains the declaration for the acts. It has a parameter entity references which includes "-//SGMLSE/DTD 1.0 Act//EN".

The file *acts.sgm* produced by the Perl script *acts.pl* conforms to *acts.dtd* and calls in all acts as parameter entities.

20 **ACT.DTD**

This DTD has the public identifier "-//SGMLSE/DTD 1.0 Act//EN" and contains the declaration of an act.

REG.DTD

25 This DTD has the public identifier "-//SGMLSE/DTD 1.0 Regulation//EN" and contains the declaration of a regulation.

COMMON.ELT

This list of elements has the public identifier "-//SGMLSE/ELEMENTS 1.0 Common Elements//EN" and includes element and entity definitions common to all document types.

30 **Character entities**

The character entities allowed have been selected from the ISO public sets *isogr1*, *isogr3*, *isolat1*, *isonum*, *isopub* and *isotech*.

These characters are translated one-to-one to the equivalent character in the Times New Roman True Type font.

35 The `<quote>` or `<blockquote>` elements should be used instead to surround any quoted text.

Use Quotes (") at the beginning and at the end of these elements.

US 6,233,592 B1

97

98

-60-

Labels and identifiers

The major structural elements - act, reg, part, schedule, section, sub, s-sub, ss-sub, ... all have a required label attribute (lbl). Unique identifiers should be generated for these elements. The label for these elements is the preceding number or letter WITHOUT any punctuation or parentheses. For example :

1979 No. 141 The charge to income tax - REG 1

Income Tax

1. Fred ...

10 1. (1) This is ...

```
<section type="reg" lbl="1" ID="CWACT-19790141-SEC-1" >
```

```
<title>Income Tax</>
```

```
<list>
```

```
<li lbl="1" ><p>Fred ...</>
```

15 </list>

```
<li lbl="1" ><p>This is ...</>
```

```
</list>
```

```
</li>
```

```
</list>
```

20 </section>

Convert list and li items back to the original look in Folio Views, ie to

1. Fred ...

1. (1) This is ...

Cross references

25 All cross references point directly to a target by providing the id of the target as the value of an attribute of the xref element. For details of the format of cross reference identifier strings, see the description of the xref element below.

All ID's are marked unchanged as Jump Destinations (JD's).

```
<SECTION ID="CWACT-19950104-SEC-1" LBL="1">
```

30 *becomes:*

```
<JD: " "CWACT-19950104-SEC-1">
```

REGS DTD ELEMENT**REGS**

35 This is the root element of the Regulations. Its definition is :

```
<!ELEMENT regs - - (title, header?, reg+) >
```

That is, it contains a required title element, followed by an optional header element followed by 1 or more act element.

US 6,233,592 B1

99

100

-61-

*Not translated***ACTS DTD ELEMENT****ACTS**

5 This is the root element of the Acts. Its definition is :

```
<!ELEMENT acts - - (title, header?, act+) >
```

That is, it contains a required title element, followed by an optional header element followed by 1 or more act element.

*Not translated*10 **REG DTD ELEMENTS****REG**

This is the root element of the dtd for a Regulation. Its definition is :

```
<!ELEMENT reg - - (title, notes?, provisions?, (preamble|long-  
title)?,
```

```
15 ((order+|(section|schedule)+|chapter+|part+),schedule*)) >
```

```
<!ATTLIST reg id ID #REQUIRED
```

```
    lbl CDATA #REQUIRED
```

```
    insert-date NUMBER #IMPLIED
```

```
    insert-leg IDREF #IMPLIED
```

```
20    repeal-date NUMBER #IMPLIED
```

```
    repeal-leg IDREF #IMPLIED
```

```
    amend-date NUMBER #IMPLIED
```

```
    amend-leg IDREF #IMPLIED
```

```
>
```

25 The insert-date attribute should be used to insert the date YYYYMMDD that the REG was inserted. The insert-leg should be used to insert the ID of the legislation that inserted the REG.

The repeal-date attribute should be used to insert the date YYYYMMDD that the REG was repealed. The repeal-leg should be used to insert the ID of the legislation that repealed the REG.

30 The amend-date attribute should be used to insert the date YYYYMMDD that the REG was amended. The amend-leg should be used to insert the ID of the legislation that amended the REG.

35 *The title gets marked up as Level "Heading Level 1". The period between the insert-date and the repeal-date or amend-date (that is the period during which the above element was in force) gets marked up as follows:*

The Folio Views markup used is Groups. See the manual for explanations. We will use three kinds of groups: Inforce-yyyy, Inforce-yyyy-mm and Inforce-yyyy-mm-dd (yyyy can

-62-

be any year, mm can be any month from 1 - 12 and dd can be any day from 1 - 31). If the element was valid throughout a year yyyy, the element becomes a member of the Inforce-yyyy group. If the element was valid only for some months within a year, it becomes a member of the relevant Inforce-yyyy-mm groups. If the element was only valid for some days within a month, the element becomes a member of the relevant Inforce-yyyy-mm-dd groups. Example:
 If the element was valid from 1/7/94 to 7/4/96, then the element belongs to the following groups:
 Inforce-94-07, Inforce-94-08, Inforce-94-09, Inforce-94-10, Inforce-94-11, Inforce-94-12, Inforce-95, Inforce-96-01, Inforce-96-02, Inforce-96-03, Inforce-96-04-01, Inforce-96-04-02, Inforce-96-04-03, Inforce-96-04-04, Inforce-96-04-05, Inforce-96-04-06 and Inforce-96-04-07.
 Note that the element is not part of the Inforce-94 group because the element wasn't in force throughout of 1994. Nor is the element part of the Inforce-96-04 group because the element wasn't in force throughout April 1996.
 If the enduser wants to search for all elements that are valid as of a particular date then the enduser can enter that date in a Query Template in the form DD/MM/YYYY. The Query Template then searches the Folio Views infobase for all elements that belong to the groups Inforce-yyyy, Inforce-yyyy-mm and Inforce-yyyy-mm-dd.

ACT DTD ELEMENTS

ACT
 This is the root element of the dtd for an Act. Its definition is :
 <!ELEMENT act - - (title, notes?, provisions?, (preamble|long-
 title)?, (section+|chapter+|part+|sub+)*, schedule*)>
 <!ATTLIST act id ID #REQUIRED
 date CDATA #IMPLIED
 insert-date NUMBER #IMPLIED
 insert-leg IDREF #IMPLIED
 repeal-date NUMBER #IMPLIED
 repeal-leg IDREF #IMPLIED
 amend-date NUMBER #IMPLIED
 amend-leg IDREF #IMPLIED
 >
 That is, it contains a required title element, followed by optional notes, provisions, and preamble and either one or more reg, order, rule, section, chapter or part elements. It has a required id attribute and implied date attribute

The insert-date attribute should be used to insert the date YYYYMMDD that the ACT was inserted. The insert-leg should be used to insert the ID of the legislation that inserted the ACT.

5 The repeal-date attribute should be used to insert the date YYYYMMDD that the ACT was repealed. The repeal-leg should be used to insert the ID of the legislation that repealed the ACT.

The amend-date attribute should be used to insert the date YYYYMMDD that the ACT was amended. The amend-leg should be used to insert the ID of the legislation that amended the ACT.

10 **Examples**

1979 No. 141 The charge to income tax

```
<act lbl="141" ID="CWACTION-19790141-TXT-0">
<title>1979 No. 141 The charge to income tax</>
```

15 **1979 No. 141 The charge to income tax*1***

```
<act lbl="141" ID="CWACTION-19790141-TXT-0">
<title>1979 No. 141 The charge to income tax<noteref ref="CWACTION-19790141-note-1"></>
```

The noteref gets marked up as a popup link. The text of the note becomes the text within the popup link.

20 *Treated the same as Reg DTD Elements. See there for details.*

COMMON ELEMENTS

PART

```
<!ELEMENT part - - (title, (%level:)*,
25 (chapter+|division+|section+)*, notes?)
```

```
<!ATTLIST part id ID #REQUIRED
30      lbl CDATA #IMPLIED
      insert-date NUMBER #IMPLIED
      insert-leg IDREF #IMPLIED
      repeal-date NUMBER #IMPLIED
      repeal-leg IDREF #IMPLIED
      amend-date NUMBER #IMPLIED
      amend-leg IDREF #IMPLIED
```

35 The insert-date attribute should be used to insert the date YYYYMMDD that the PART was inserted. The insert-leg should be used to insert the ID of the legislation that inserted the PART.

The repeal-date attribute should be used to insert the date YYYYMMDD that the PART was repealed. The repeal-leg should be used to insert the ID of the legislation that repealed the PART.

5 The amend-date attribute should be used to insert the date YYYYMMDD that the PART was amended. The amend-leg should be used to insert the ID of the legislation that amended the PART.

Example

```
<PART lbl="1" ID="CWACT-19790141-PT-1">
<title></title>
```

10 <p>

The title gets marked up as Level "Heading Level 2". Dates get treated the same way as in Regs DTD Elements. See there for details.

ORDER

```
<!ELEMENT order - - (title,
15 {division|section|part|schedule}+) >
<!ATTLIST order id ID #REQUIRED
                lbl CDATA #IMPLIED
                insert-date NUMBER #IMPLIED
                insert-leg IDREF #IMPLIED
20                repeal-date NUMBER #IMPLIED
                repeal-leg IDREF #IMPLIED
                amend-date NUMBER #IMPLIED
                amend-leg IDREF #IMPLIED
>
```

25 The insert-date attribute should be used to insert the date YYYYMMDD that the ORDER was inserted. The insert-leg should be used to insert the ID of the legislation that inserted the ORDER.

The repeal-date attribute should be used to insert the date YYYYMMDD that the ORDER was repealed. The repeal-leg should be used to insert the ID of the legislation that repealed the ORDER.

30 The amend-date attribute should be used to insert the date YYYYMMDD that the ORDER was amended. The amend-leg should be used to insert the ID of the legislation that amended the ORDER.

Example

```
35 1979 No. 140 FEDERAL COURT RULES - ORDER 3<
ORDER 3<
TIME<
```

\$\$T

US 6,233,592 B1

107

108

-65-

\$\$A

\$\$T

1979 No. 140 FEDERAL COURT RULES - RULE 1<

<ORDER lbl="3" ID="CWACT-19790140-ORD-3">

5 <title>TIME</title>

<section type="rule" lbl="1" ID="CWACT-19790140-ORD-3.1">

*The title gets marked up as Level "Heading Level 2". Dates get treated the same way as in Regs DTD Elements. See there for details.***DIVISION**

10 <!ELEMENT division - - (title, (sub-division+ | section+)) >

<!ATTLIST

division id ID #REQUIRED

lbl CDATA #IMPLIED

insert-date NUMBER #IMPLIED

insert-leg IDREF #IMPLIED

15 repeal-date NUMBER #IMPLIED

repeal-leg IDREF #IMPLIED

amend-date NUMBER #IMPLIED

amend-leg IDREF #IMPLIED

>

20 The insert-date attribute should be used to insert the date YYYYMMDD that the DIVISION was inserted. The insert-leg should be used to insert the ID of the legislation that inserted the DIVISION.

25 The repeal-date attribute should be used to insert the date YYYYMMDD that the DIVISION was repealed. The repeal-leg should be used to insert the ID of the legislation that repealed the DIVISION.

The amend-date attribute should be used to insert the date YYYYMMDD that the DIVISION was amended. The amend-leg should be used to insert the ID of the legislation that amended the DIVISION

Example

30 1979 No. 140 FEDERAL COURT RULES - DIVISION 1<

Division 1-General<

\$\$T

\$\$A

\$\$T

35 1979 No. 140 FEDERAL COURT RULES - RULE 1<

Cases for service of originating process<

<DIVISION lbl="1" ID="CWACT-19790140-DIV-1">

<title>General</title>

36627405

IN:11BCC101208US.DOC:1A0

<RULE lbl="1" ID="CWACT-19790140-DIV-1.1">
 <title> Cases for service of originating process </title>

The title gets marked up as Level "Heading Level 3". Dates get treated the same way as in Regs DTD Elements. See there for details.

5 **SUB-DIVISION**

```

<!ELEMENT sub-division - - (title, section+) >
<!ATTLIST sub-division id ID #REQUIRED
          lbl CDATA #IMPLIED
          insert-date NUMBER #IMPLIED
          insert-leg IDREF #IMPLIED
10         repeal-date NUMBER #IMPLIED
          repeal-leg IDREF #IMPLIED
          amend-date NUMBER #IMPLIED
          amend-leg IDREF #IMPLIED
15 >
    
```

15 The insert-date attribute should be used to insert the date YYYYMMDD that the SUB-DIVISION was inserted. The insert-leg should be used to insert the ID of the legislation that inserted the SUB-DIVISION.

20 The repeal-date attribute should be used to insert the date YYYYMMDD that the SUB-DIVISION was repealed. The repeal-leg should be used to insert the ID of the legislation that repealed the SUB-DIVISION.

The amend-date attribute should be used to insert the date YYYYMMDD that the SUB-DIVISION was amended. The amend-leg should be used to insert the ID of the legislation that amended the SUB-DIVISION.

25 *The title gets marked up with a Paragraph Style (see Folio Views Infobase Production Kit Manual for details) 'Subdivision'. Dates get treated the same way as in Regs DTD Elements. See there for details.*

PROVISIONS

```

<!ELEMENT provisions - - (title, tblblk) >
    
```

30 **Example**

\$\$TABLE

TABLE OF PROVISIONS<

\$\$P

Order<

35 \$\$P

1. Preliminary<

\$\$P

2. Sittings and Vacation<

US 6,233,592 B1

111

112

-67-

```

<PROVISIONS>
<TITLE>TABLE OF PROVISIONS>
<TBLBLK>
..
6 </TBLBLK>
</PROVISIONS>

```

Provisions get ignored. The Table of Provisions gets generated by the conversion program from the following Elements: Part, Chapter, Order, Division, Subdivision and Section. The generated Table of Provision is stored just before the first Part, Chapter, Order, Division, Subdivision and Section.

CHAPTER

```

<!ELEMENT chapter - - (title, (%level;)*,
(part+|section+|article+)?)>
<!ATTLIST   chapter id ID #REQUIRED
15          lbl CDATA #IMPLIED
           insert-date NUMBER      #IMPLIED
           insert-leg  IDREF       #IMPLIED
           repeal-date NUMBER      #IMPLIED
           repeal-leg  IDREF       #IMPLIED
20          amend-date NUMBER      #IMPLIED
           amend-leg   IDREF       #IMPLIED
>

```

The insert-date attribute should be used to insert the date YYYYMMDD that the CHAPTER was inserted. The insert-leg should be used to insert the ID of the legislation that inserted the CHAPTER

The repeal-date attribute should be used to insert the date YYYYMMDD that the CHAPTER was repealed. The repeal-leg should be used to insert the ID of the legislation that repealed the CHAPTER.

The amend-date attribute should be used to insert the date YYYYMMDD that the CHAPTER was amended. The amend-leg should be used to insert the ID of the legislation that amended the CHAPTER.

The title gets marked up as Level "Heading Level 2" Dates get treated the same way as in Regs DTD Elements. See there for details.

SECTION

This is a sub element of a Regulation. Its definition is :

```

<!ELEMENT section - - (title, (%unstruct-cont;))>
<!ATTLIST   section id ID #REQUIRED

```

-68-

```

    5      lbl CDATA #IMPLIED
          insert-date    NUMBER    #IMPLIED
          insert-leg     IDREF     #IMPLIED
          repeal-date    NUMBER    #IMPLIED
          repeal-leg     IDREF     #IMPLIED
          amend-date     NUMBER    #IMPLIED
          amend-leg     IDREF     #IMPLIED
    
```

10 That is, it contains a required title element, followed by unstructured content. It has a required lbl attribute and a required id attribute.

The insert-date attribute should be used to insert the date YYYYMMDD that the SECTION was inserted. The insert-leg should be used to insert the ID of the legislation that inserted the SECTION.

15 The repeal-date attribute should be used to insert the date YYYYMMDD that the SECTION was repealed. The repeal-leg should be used to insert the ID of the legislation that repealed the SECTION.

The amend-date attribute should be used to insert the date YYYYMMDD that the SECTION was amended. The amend-leg should be used to insert the ID of the legislation that amended the SECTION.

20 **Examples**

1979 No. 141 The charge to income tax - SECT. 1

Income Tax

1979 No. 141 The charge to income tax - REG 2

Tax

25 3. Income tax shall be charged...

```

<section lbl="1" id="CWACT-1979141-SEC-1">
<title>Income tax</>
<section type="reg" lbl="2" id="CWACT-1979141-SEC-
1.2"><title>Tax</title>
30 <p>Income tax shall be charged...</p>
    
```

The title gets marked up as Level "Heading Level 4". Dates get treated the same way as in Regs DTD Elements. See there for details.

SCHEDULE

This is a sub element of a Regulation. Its definition is :

```

35 <!ELEMENT schedule - - (title?, (%unstruct-cont;))>
<!ATTLIST    schedule id ID #REQUIRED
          lbl CDATA #IMPLIED
          insert-date    NUMBER    #IMPLIED
    
```

-69-

insert-leg	IDREF	#IMPLIED
repeal-date	NUMBER	#IMPLIED
repeal-leg	IDREF	#IMPLIED
amend-date	NUMBER	#IMPLIED
amend-leg	IDREF	#IMPLIED

5

>

That is, it contains a required title element, followed by unstructured content. It has a required lbi attribute and a required id attribute.

10 The insert-date attribute should be used to insert the date YYYYMMDD that the SCHEDULE was inserted. The insert-leg should be used to insert the ID of the legislation that inserted the SCHEDULE.

The repeal-date attribute should be used to insert the date YYYYMMDD that the SCHEDULE was repealed. The repeal-leg should be used to insert the ID of the legislation that repealed the SCHEDULE.

15 The amend-date attribute should be used to insert the date YYYYMMDD that the SCHEDULE was amended. The amend-leg should be used to insert the ID of the legislation that amended the SCHEDULE.

Examples

1979 No. 141 The charge to income tax - SCHEDULE 1

20 **Income Tax**

1. Income tax shall be charged..

```
<schedule lbl="1" id="CWACTION-1979141-SCH-1" >
<title>Income tax</>
<p>Income tax shall be charged...</p>
```

25 *The title gets marked up as Level "Heading Level 2". Dates get treated the same way as in Regs DTD Elements. See there for details.*

FORM

```
<!ELEMENT form - (title, formreg, front, back?) >
<!ATTLIST form %reqlbl;
%reqid;>
```

30

Each form has a title, regulation, a front and an optional back. Each has a required lbi attribute and a required ID.

Example

FORM A<

35

Regulation 7<

(Front of Form)<

COMMONWEALTH OF AUSTRALIA<

Trade Practices Act 1974-Sub-section 88 (1)<

US 6,233,592 B1

117

118

-70-

EXCLUSIONARY PROVISIONS:<
APPLICATION FOR AUTHORIZATION<

To the Trade Practices Commission: Application is hereby made under sub-section 88
(1) of the Trade

5 (Back of Form)<

DIRECTIONS<

1. Where there is insufficient space on this form to furnish the required information, the
information is to be shown on separate sheets, numbered consecutively and signed by
or on behalf of the applicant.

10 <FORM lbl="a" ID="CWACT-19790141-FORM-A">

<FORMREG>Regulation 7</FORMREG>

<FRONT>

<ASIS>

COMMONWEALTH OF AUSTRALIA<

15 Trade Practices Act 1974-Sub-section 88 (1)<

EXCLUSIONARY PROVISIONS:<

APPLICATION FOR AUTHORIZATION<

To the Trade Practices Commission: Application is hereby made under sub-section 88
(1) of the Trade

20 </ASIS>

</FRONT>

<BACK>

<ASIS>

DIRECTIONS<

25 1. Where there is insufficient space on this form to furnish the required information, the
information is to be shown on separate sheets, numbered consecutively and signed by
or on behalf of the applicant.

</ASIS>

</BACK>

30 </FORM>

*Forms get marked up with a Paragraph Style 'Forms'. The markup of 'Front' and 'Back'
gets inserted as hidden text (hidden text is visible on the screen but doesn't show when the
Form gets printed.*

FORM ELEMENTS

35 **FORMREG**

<!ELEMENT formreg - - (#PCDATA) >

see above example

-71-

FRONT`<!ELEMENT front - - (asis) >`

see above example

BACK5 `<!ELEMENT back - - (asis) >`

see above example

ASIS`<!ELEMENT asis - - (#PCDATA) >`

date is displayed as-is

10 see above example

HEADER ELEMENTS**HEADER**`<!ELEMENT header - - (scope?, updated?) >`**SCOPE**15 `<!ELEMENT scope - - (%text;) >`**UPDATED**`<!ELEMENT updated - - (%text;) >`**NOTE ELEMENTS****NOTES**20 `<!ELEMENT notes - O (note+) >`

List of notes at the start of an act

NOTE`<!ELEMENT note - - (%plevel;) >``<!ATTLIST note id ID #REQUIRED>`

25 A single note

Forms get marked up with a Paragraph Style 'Forms'. The markup of 'Front' and 'Back' gets inserted as hidden text (hidden text is visible on the screen but doesn't show when the Form gets printed.

STRUCTURAL ELEMENTS

30

TITLE

A generic title, which may occur in several different contexts.

*Covered in Acts DTD Elements, Regs DTD Elements and so on.***INLINE ELEMENTS**

35

BOLDUsed to mark any inline text which is set in a bold face other than a title or a label. It may contain text or any inline elements other than `<bold>`.

It has no attributes.

US 6,233,592 B1

121

122

-72-

ILEQN

An inline equation. This is a mathematical equation which is embedded in a line of text characters or other inline elements. See the attached description of equations for further details.

6 **ITAL**

Used to mark any inline text which is set in a italic face other than a title or a label. It may contain text or any inline elements other than <italic>.

It has no attributes.

QUOTE

10 A sequence of text characters or inline elements surrounded by single or double paired quotation marks. The quotation mark characters must not be entered as text characters or entity references as they will be generated automatically.

SUBSCR

A Subscript (inferior).

15 **SUPER**

A superscript (superior).

Brought over from SGML to Folio Views with no changes.

CROSS REFERENCES**NOTEREF**

20 A reference to a NOTE element normally used in a TITLE element

Implemented as a popup link

TEMPREF

A reference to a piece of legislation where the ID is not known. The tempref element will converted to an XREF element at a later date (when the ID is known).

25 *Not converted.*

RNGREF

A cross reference to a sequential range of targets, e.g. see Sections 3 to 7.

It has two required attributes, startref and endref. Startref is the id of the first of the targets referenced and endref is the id of the last target referenced. For a description of id strings, see the description of the xref element.

30 *Converted as a Query Link.*

XREF

A cross reference to a single target. It has a single attribute, ref, which must contain the id string of the target of the reference. Ids are not being entered on elements during keying, but will be generated automatically from the lbl attribute of elements. However, for xrefs it is necessary to work out what the id string of the target will be. The format of id strings is described below :

35 *Converted as a jumplink.*

US 6,233,592 B1

123

124

-73-

ID Strings

Cross references to sections of Acts and Act Schedules should be marked up using the xref element as described above.

.....

5 Id strings are made up of four sequential fields separated by a "-" (dash) character as follows :

field1-field2-field3-field4

field 1 is the type of document which is being referenced. The current valid value is ACT.

field2 is an abbreviated form of the year and number of the Act, e.g. 19880001 is 1988

10 No. 1.

field3 identifies the type of object being referenced. Valid values are :

ORD order

DIV division

SCH schedule in an Act

15 SEC section in an Act

CH chapter in an Act

PT part in an Act

NOTE a note

field4 is the identifier of the element being referenced, which is formed by concatenating the values of the lbi attributes of the referenced element and its ancestor elements, separated by a "." (point) character. e.g. 1 or 1.1 or 1.1.a or 1.1.a.iv

Examples

```
<section lbi="1"><!-- id is ACT-19790141-SEC-1 -->
```

```
<title>The charge to income tax.</>
```

25 <list>

```
<li lbi="1">
```

```
<p>Income tax shall be charged...</>
```

| *Implemented as jumpdestination.*

30 BLOCK LEVEL ELEMENTS**DPEQN**

A display equation. This is a mathematical equation which is set on one or more lines by itself. See the attached description of equations for further details.

It has no attributes.

35 It has no attributes.

LIST

A list of related lines of text which are not sub, s-sub or ss-sub elements.

US 6,233,592 B1

125

126

-74-

LI

An item in a list. This is a single line of text within a list.

It has a single attribute, marker, which has allowed values of bullet, dash or none, with a default of none. If a marker character precedes the list item then the relevant value should be entered for the attribute. The marker character should not be entered as text. If any marker character other than a bullet or dash is found, contact SGMLSE for a change to the DTD.

P

A single line of text.

BLOCKQUOTE

A non-inline quote. The quotation mark characters must not be entered as text characters or entity references as they will be generated automatically

TBLBLK

A container element for a table which has a title. It contains a required title element followed by a single table.

It has no attributes.

The above elements get implemented either without conversion or using paragraph styles.

TABLE ELEMENTS**General**

Arbortext tables expressed in tagged ASCII form must follow this basic structure:

```

<table>
<rowrule>
for each row
{
25   <tablerow>
      <cellrule>
      for each column
      {
          <tablecell>text</tablecell>
30         <cellrule>
      }
      </tablerow>
      <rowrule>
}
35 </table>

```


US 6,233,592 B1

127

128

-75-

TABLE

The <table> tag has three required attributes. They must be specified correctly or the table will not be handled properly.

ncols=NUMBER The number of columns in the table. This value **MUST** agree with the number of columns expressed by the required **cwI** attribute.

wdm=(25|50|75|100) The numbers indicate the width of the table as a percentage of the page width.

cwI=LIST where **LIST** is a list of integers each separated by a colon. Each integer represents the relative width of a column.

Example

A four column table which is the full width of the page. The second and third columns are twice the width of the first column, and the fourth column is three times the width of the first :

```
<table ncols="4" wdm="100" cwI="1:2:2:3">
```

or, equivalently,

```
<table ncols="4" wdm="100" cwI="5:10:10:15">
```

CELLRULE

Empty element. Specifies a vertical rule. It has a single attribute, **rtY**, which specifies the type of rule. Valid values for **rtY** are :

" " (point) for a blank rule,
 "-" (dash) for a single rule,
 "=" (equals) for a double rule,
 "+" (plus) for a bold rule.

Example

```
<cellrule rtY=" " >
```

for a blank rule, or

```
<cellrule rtY="-" >
```

for a single rule.

ROWRULE

Empty element. Specifies a sequence of horizontal rules, one per cell in the row. It has a single attribute, **rtI**, which is a colon-delimited list of rule type specifiers. There must be one rule type specifier for each cell in the row. The valid specifiers are as for **cellrule** above.

Example

For a four-column table

```
<rowrule rtI="-:.:.-">
```

would draw a horizontal rule above cells one and four.

US 6,233,592 B1

129

130

-76-

TABLEROW

Specifies a row in the table. It has a single attribute, `hdr`, which specifies whether or not the row is a header row in a table which will be repeated over page breaks. The only valid value is "1" (one), which indicates that the row is a header row. An omitted value for `hdr` indicates that the row is not a header row. A value is only valid on the first `<tablerow>` in the table.

Example

```
<tablerow hdr="1">
```

indicates that the row is a header row (iff the `<tablerow>` is the first in the table, else it will generate an error).

```
<tablerow>
```

indicates that the row is not a header row if the `<tablerow>` is the first in the table.

TABLECELL

Indicates a cell in a row in a table. It has four optional attributes :

```
15 chj= (b|l|r|c) Horizontal justification for that cell.
```

`b` for both right and left justified,

`l` for flush left,

`r` for flush right,

`c` for centred.

```
20 Default: left justified
```

```
cvj= (t|c|b) Vertical justification for that cell.
```

`t` for top justified,

`c` for centred, or

```
25 b for bottom justified.
```

Default: top justified

`spn=INTEGER` For horizontally spanned columns. `VAL` is a whole number representing how many columns are spanned. Note that for horizontal spans, the text appears in the LEFTMOST cell in the span, and all other cells in the span should be void of text.

```
30 Default: 1
```

`vspn=INTEGER` For vertically spanned rows. `VAL` is a whole number representing how many rows are spanned. Note that for vertical spans, the text appears in the LOWEST cell in the span, and all other cells in the span should be void of text.

```
35 Default: 1
```

Arbortext table example

```
-----
|foo      |      fum      |      |
```

368274US

IN:LIBCC|01206US.DOC:1AD

-77-

			fee
spanned		ugh	

5

```

<tbl>
<table wdm="100" cwl="3:4:3">
<rowrule rtl=":-:-">
<tablerow hdr="1">
10 <cellrule rty=":">
<tablecell>foo</tablecell>
<cellrule rty=":">
<tablecell chj="c">fum</tablecell>
<cellrule rty=":">
15 <tablecell chj="r" cvj="b">fee</tablecell>
<cellrule rty=":">
</tablerow>
<rowrule rtl=":-:-">
<tablerow>
20 <cellrule rty=":">
<tablecell spn="2" chj="c">spanned</tablecell>
<cellrule rty=":">
<tablecell chj="c">ugh</tablecell>
<cellrule rty=":">
25 </tablerow>
<rowrule rtl=":-:-">
</table>
</tbl>
    
```

30 *Tables get converted to Microsoft Word tables and then converted into Folio Views.*

EQUATION ELEMENTS

General

This maths DTD is a subset of the Arbortext maths DTD, which itself is derived from the AAP maths DTD.

35 In maths mode, all spaces are ignored (except in a <phr> element as described below). Correct spacing is handled automatically.

All alphabetical characters and symbols are treated as variables and set in italic face, unless they occur within <phr>, <rm> or <rf> elements.

US 6,233,592 B1

133

134

-78-

All numeric characters and operators are set in roman face, unless they occur within an <it> element.

Greek symbols should be entered using the <g> element rather than entity references. E.g. <g>a</g> produces alpha, <g>b</g> beta, etc. Any entity references for Greek characters which appear in equations will be flagged as errors by the parsing program.

B

Bold text in an equation.

DE

Denominator of a fraction.

10 **F**

Inline equation.

FD

Display equation.

FEN

15 **Fence.** A pair of bracketed delimiters. The attribute lp (left post) defines the type of the left delimiter as below, and the following element rp (right post) defines the type of the right delimiter.

```
<:ATTLIST fen lp      (par|sqb|cub|ang|vb)      vb      --
      par    left parenthesis      (
20      sqb   left square bracket   [
      cub   left curly brace       {
      ang   left angle bracket     <
      vb   left vertical bar       |
```

```
-->
```

25 **FR**

Fraction.

G

Greek character or characters. Valid characters are :

char	equivalent entity
30 a	alpha
b	beta
c	chi
d	delta
D	Delta
35 e	epsilon
3	epsiv
4	phiv
f	phis

US 6,233,592 B1

135

136

-79-

	F	Phi
	g	gamma
	G	Gamma
	h	eta
5	i	iota
	j	thetav
	k	kappa
	l	lambda
	L	Lambda
10	m	mu
	n	nu
	p	pi
	2	piv
	P	Pi
15	q	thetas
	Q	Theta
	r	rho
	s	sigma
	S	Sigma
20	9	rhov
	t	tau
	u	upsilon
	U	Upsilon
	v	sigmav
25	w	omega
	W	Omega
	x	xi
	X	Xi
	y	psi
30	Y	Psi
	z	zeta

INF

Inferior. Subscript in an equation.

IT

35 Italic text in an equation.

NU

Numerator of a fraction.