

EXHIBIT A



US00D361884S

United States Patent [19]

[11] Patent Number: **Des. 361,884**

Lozano

[45] Date of Patent: **** Sep. 5, 1995**

[54] **SHOE UPPER**

[75] Inventor: **Sergio G. Lozano**, Beaverton, Oreg.

[73] Assignee: **Nike, Inc.**

[**] Term: **14 Years**

[21] Appl. No.: **31,849**

[22] Filed: **Dec. 7, 1994**

[52] U.S. Cl. **D2/970**

[58] Field of Search D2/902, 907, 969, 970,
D2/978; 36/50.1, 45, 83, 84, 89, 113, 114, 116,
102-107

[56] **References Cited**

U.S. PATENT DOCUMENTS

D. 156,302	11/1949	Whatmore .	
D. 228,267	9/1973	Powers .	
D. 265,521	7/1982	Vermonet .	
D. 272,012	1/1984	Trevissani .	
D. 278,758	5/1985	Michaeli .	
D. 294,422	3/1988	Gamm .	
D. 296,380	6/1988	Diaz et al. .	
D. 297,586	9/1988	Tong et al. .	
D. 303,452	9/1989	Swett .	
D. 324,129	2/1992	Hatfield .	
D. 327,162	6/1992	Hatfield .	
D. 345,253	3/1994	Lucas	D2/969
D. 346,272	4/1994	Cessor	D2/970
D. 346,899	5/1994	Hatfield et al.	D2/970
D. 347,317	5/1994	Avar	D2/970
D. 347,519	6/1994	Worthington	D2/970
D. 348,976	7/1994	Van Noy	D2/969
D. 348,978	7/1994	Avar	D2/970
D. 351,058	10/1994	Hatfield et al.	D2/969
D. 351,275	10/1994	Hatfield et al.	D2/970
D. 351,941	11/1994	Avar	D2/970
D. 355,296	2/1995	Greene	D2/970
472,711	4/1892	Miles .	
640,755	1/1900	Donavan .	

5,377,430 1/1995 Hatfield 36/50.1

FOREIGN PATENT DOCUMENTS

1017946 10/1957 Germany 36/50.1

OTHER PUBLICATIONS

Nike Holiday Footwear Catalog, 1994, pp. 12, 18, 20, 30, 58, 64, 70, 76, 78, Published Mar. 1993.

Nike Fall Footwear Catalog, 1994, pp. 24, 34, 38, 56, 96, 114, 116, 140, Published Nov. 1993.

Nike Spring Footwear Catalog, 1995, pp. 8, 21, 23, 25, 28, 32, 37, 38, 40, 47, 51, 89, 94, 104, 105, 111, 122, 126, 127, 130, 146, Published Jun., 1994.

Nike Spring Footwear Catalog, 1994, p. 22, Published Jun. 1993.

Nike Late Spring Footwear Catalog, 1995, p. 58, Published Sep. 1994.

Primary Examiner—Doris V. Coles

Attorney, Agent, or Firm—Banner & Allegretti, Ltd.

[57] **CLAIM**

The ornamental design for a shoe upper, as shown and described.

DESCRIPTION

FIG. 1 is a right side elevational view of a shoe upper according to my new design;


FIG. 2 is a left side elevational view of the shoe upper shown in FIG. 1;

FIG. 3 is a front elevational view of the shoe upper shown in FIG. 1;

FIG. 4 is a rear elevational view of the shoe upper shown in FIG. 1; and,

FIG. 5 is a top plan view of the shoe upper shown in FIG. 1.

The broken line showing of a shoe sole in FIGS. 1-5 is for illustrative purposes only and forms no part of the claimed design.



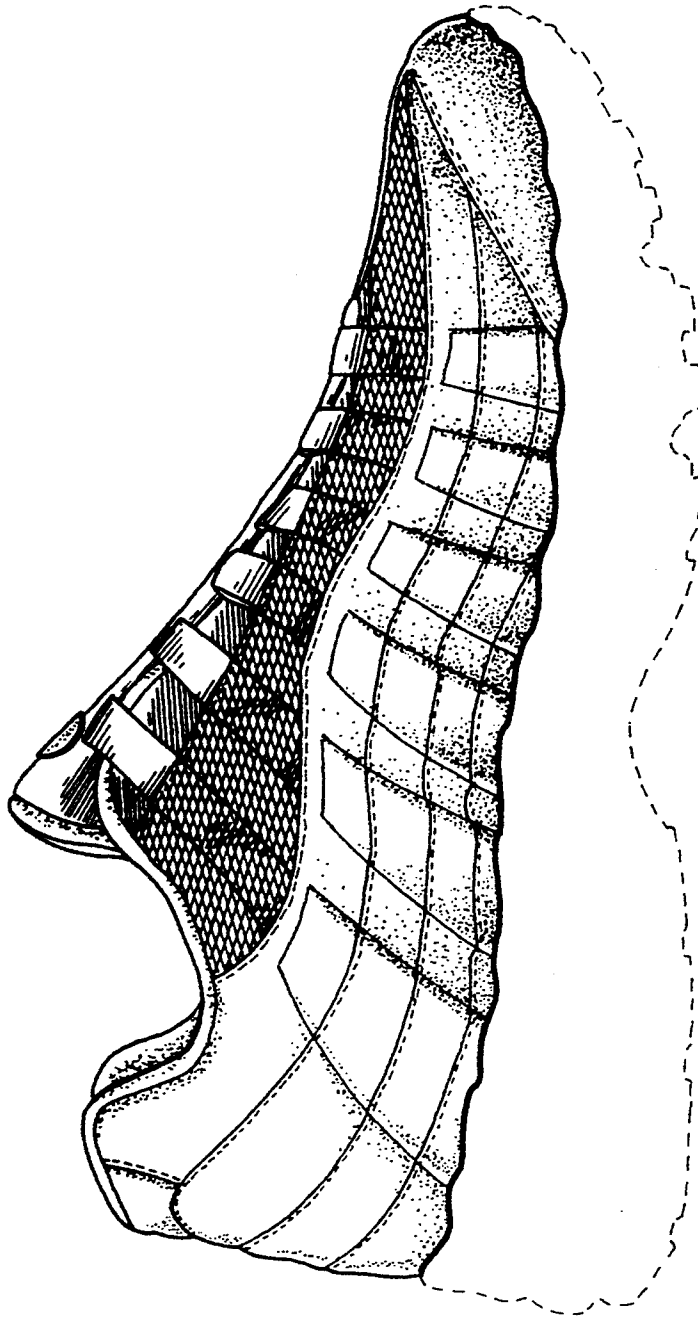


FIG. 1

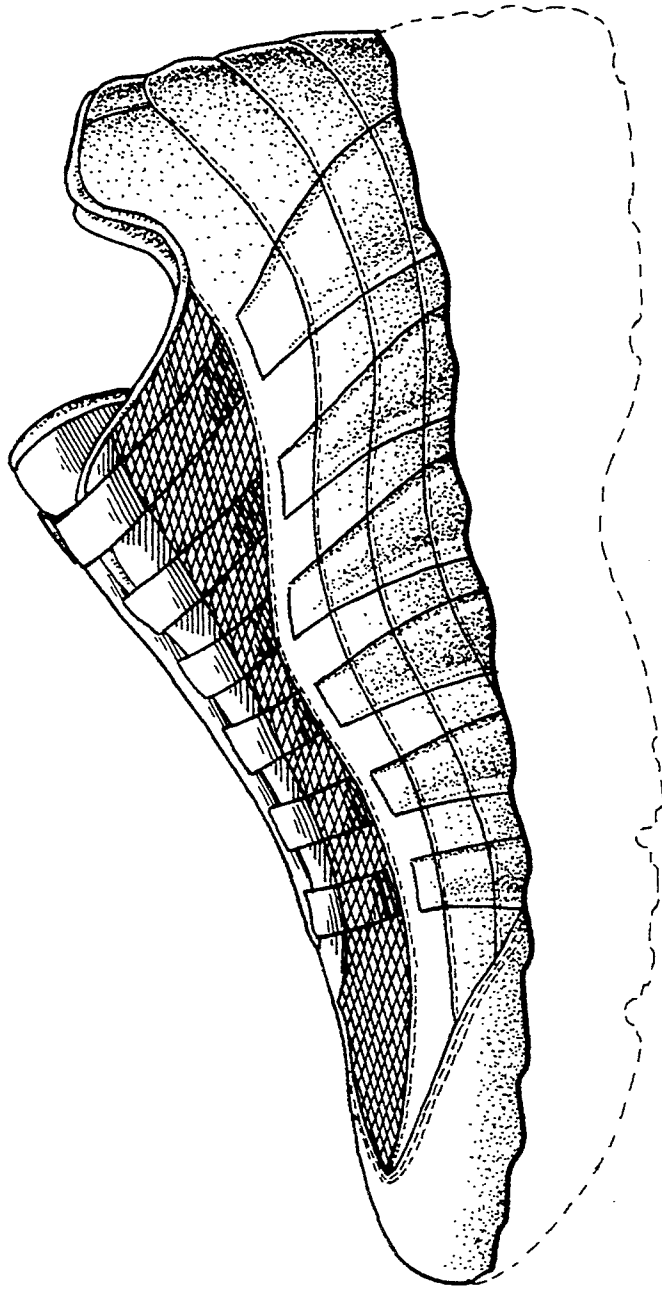


FIG. 2

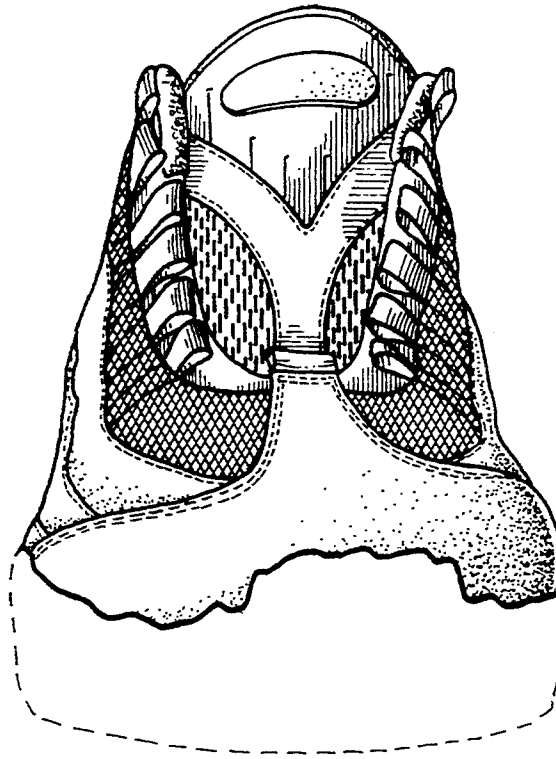


FIG. 3

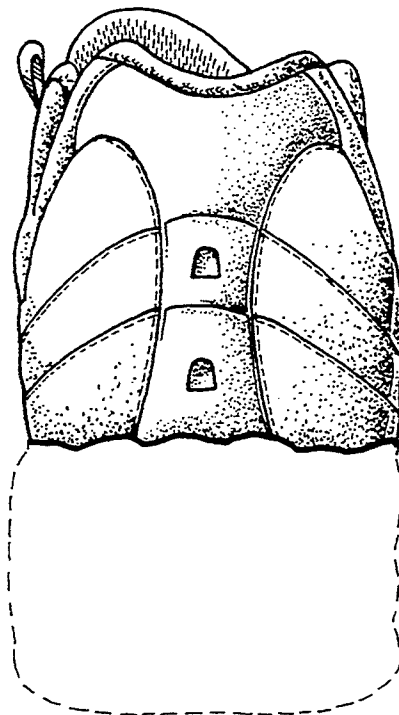


FIG. 4

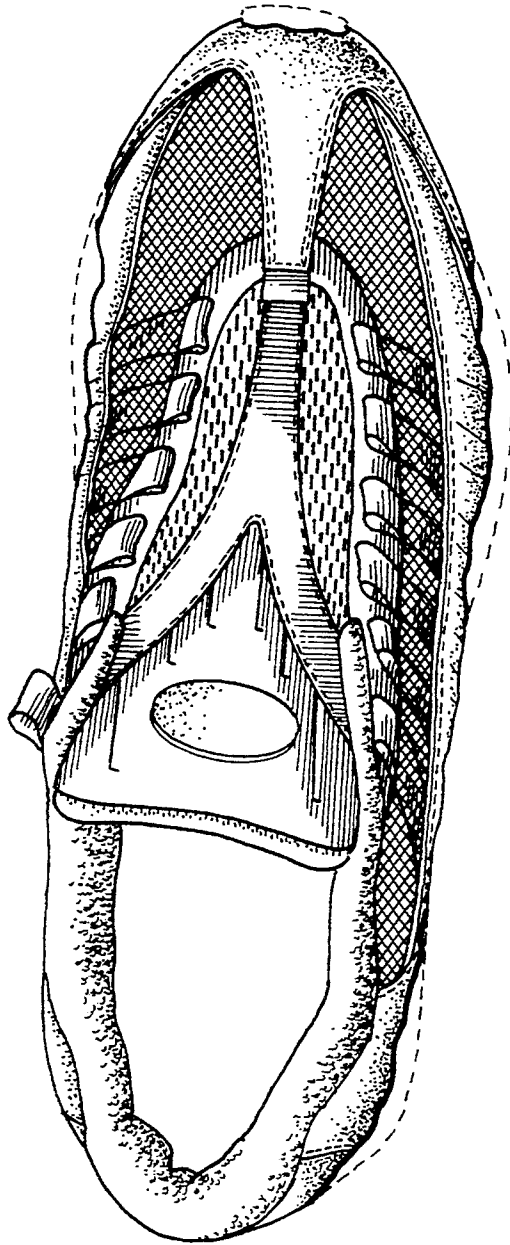


FIG. 5