

EXHIBIT R



US00D575046S

(12) **United States Design Patent**
Stauffer

(10) **Patent No.:** **US D575,046 S**

(45) **Date of Patent:** **** Aug. 19, 2008**

(54) **SHOE UPPER**

(75) Inventor: **Morgan Stauffer**, Portland, OR (US)

(73) Assignee: **NIKE, Inc.**, Beaverton, OR (US)

(**) Term: **14 Years**

(21) Appl. No.: **29/284,618**

(22) Filed: **Sep. 12, 2007**

(51) **LOC (8) Cl.** **02-99**

(52) **U.S. Cl.** **D2/969**

(58) **Field of Classification Search** D2/902,
D2/906-908, 943, 944, 969, 972-974, 945;
36/45, 77 M, 77 R, 83, 113, 114, 126-131
See application file for complete search history.

(56) **References Cited**

U.S. PATENT DOCUMENTS

D347,314 S *	5/1994	Uda	D2/902
D487,621 S *	3/2004	Robbins	D2/969
D500,194 S *	12/2004	Matis	D2/969
D500,404 S *	1/2005	Robbins	D2/969
D501,072 S *	1/2005	Matis et al.	D2/969

D503,523 S *	4/2005	Matis et al.	D2/969
D503,526 S *	4/2005	Matis et al.	D2/969
D544,196 S *	6/2007	Caine	D2/972
D554,843 S *	11/2007	Matis	D2/969

* cited by examiner

Primary Examiner—Dominic Simone

(74) *Attorney, Agent, or Firm*—Banner & Witcoff, Ltd.

(57) **CLAIM**

The ornamental design for a shoe upper, as shown and described.

DESCRIPTION

FIG. 1 is a front perspective view of a shoe upper showing my new design;

FIG. 2 is a side view thereof;

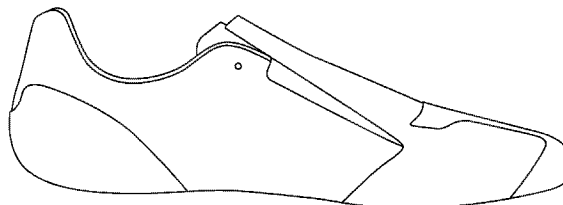

FIG. 3 is a second side view thereof;

FIG. 4 is a front view thereof;

FIG. 5 is a rear view thereof; and,

FIG. 6 is a top view thereof.

1 Claim, 5 Drawing Sheets



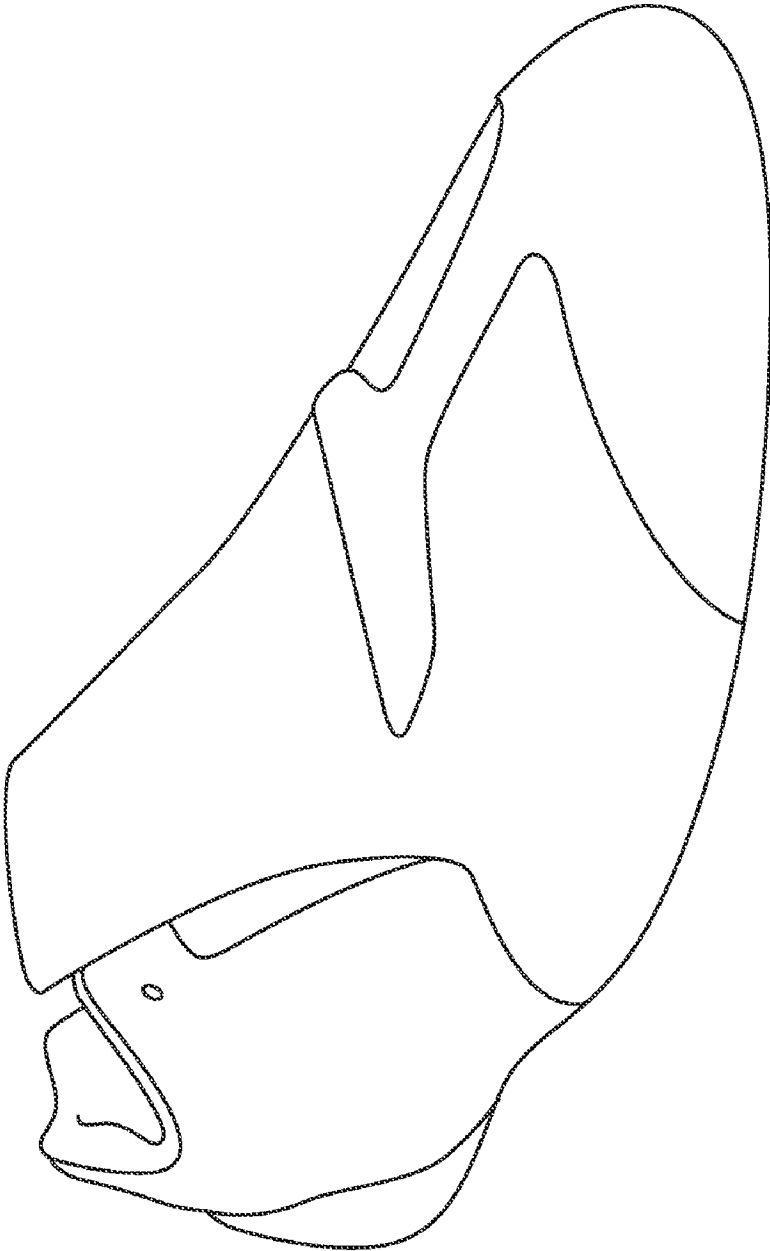


FIG. 1

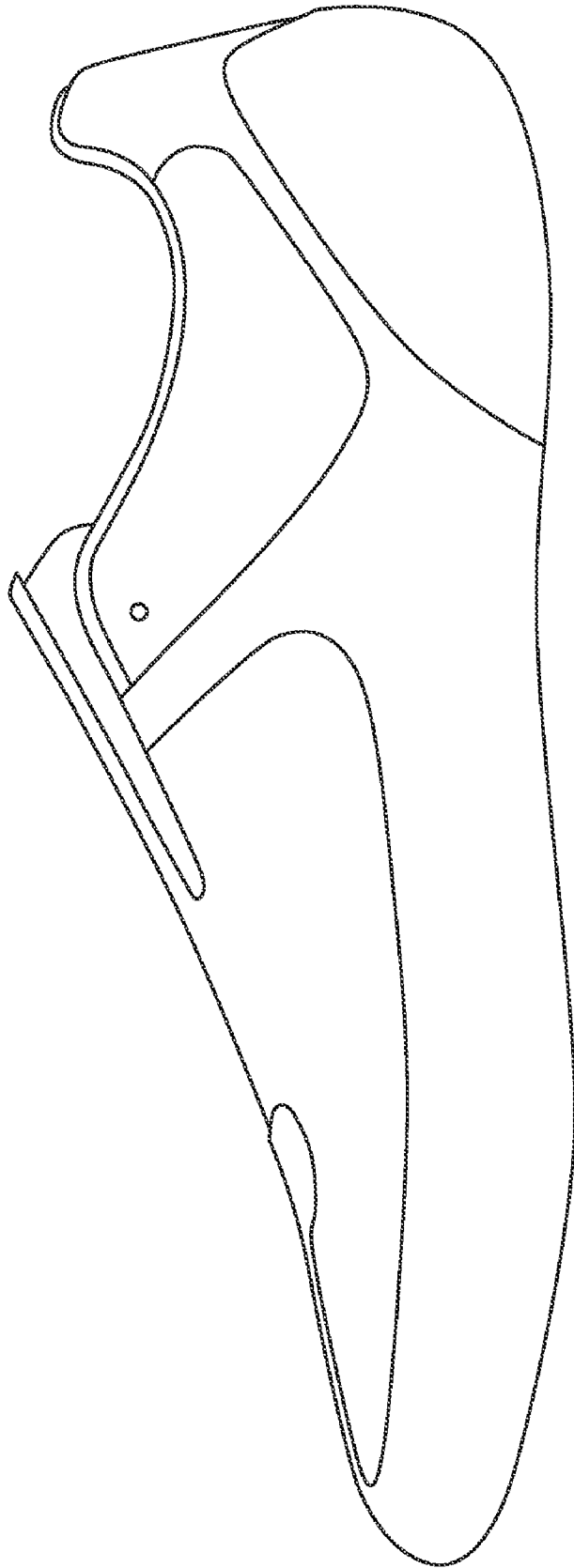


FIG. 2

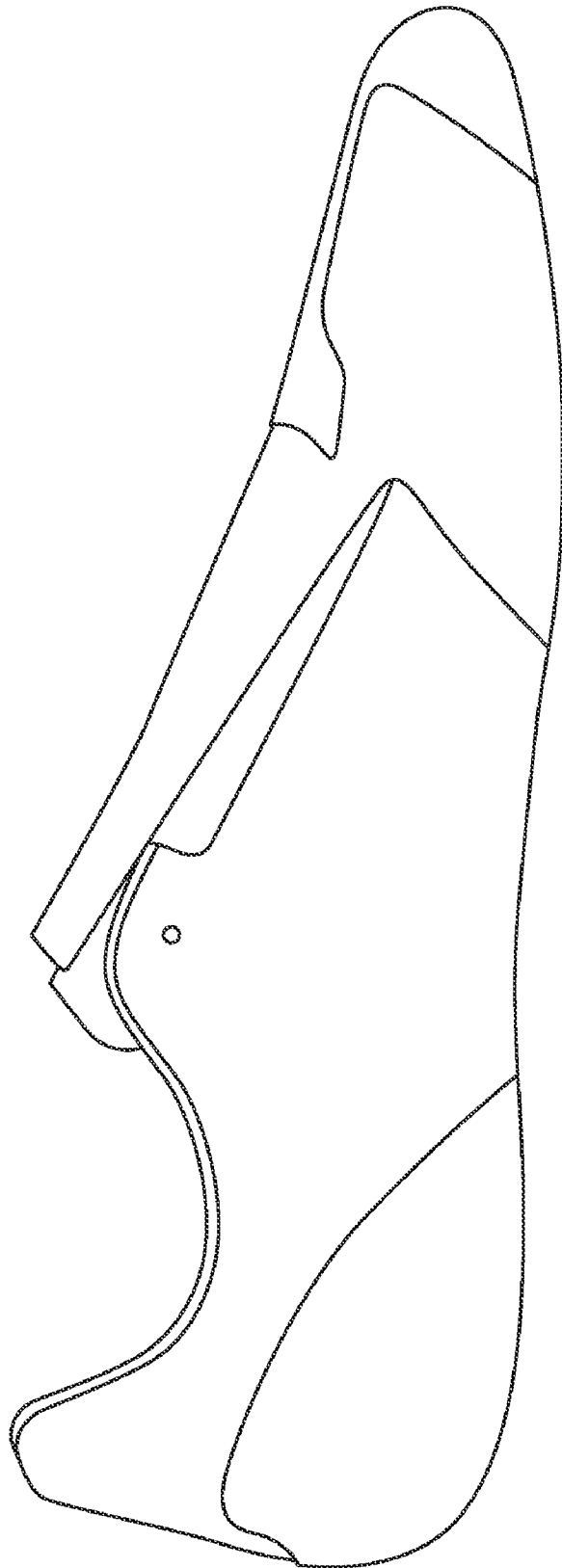


FIG. 3

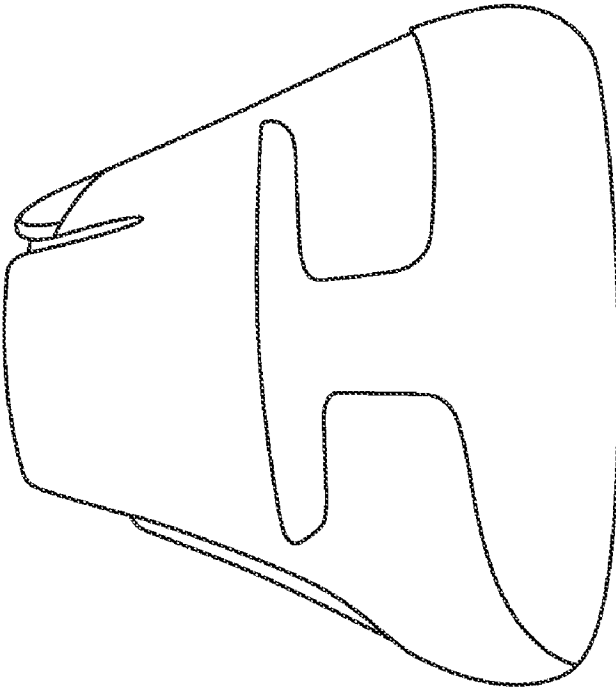
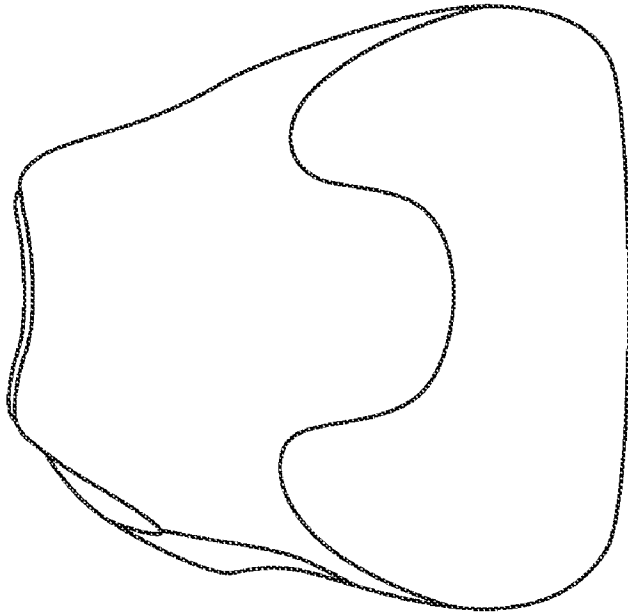


FIG. 5

FIG. 4

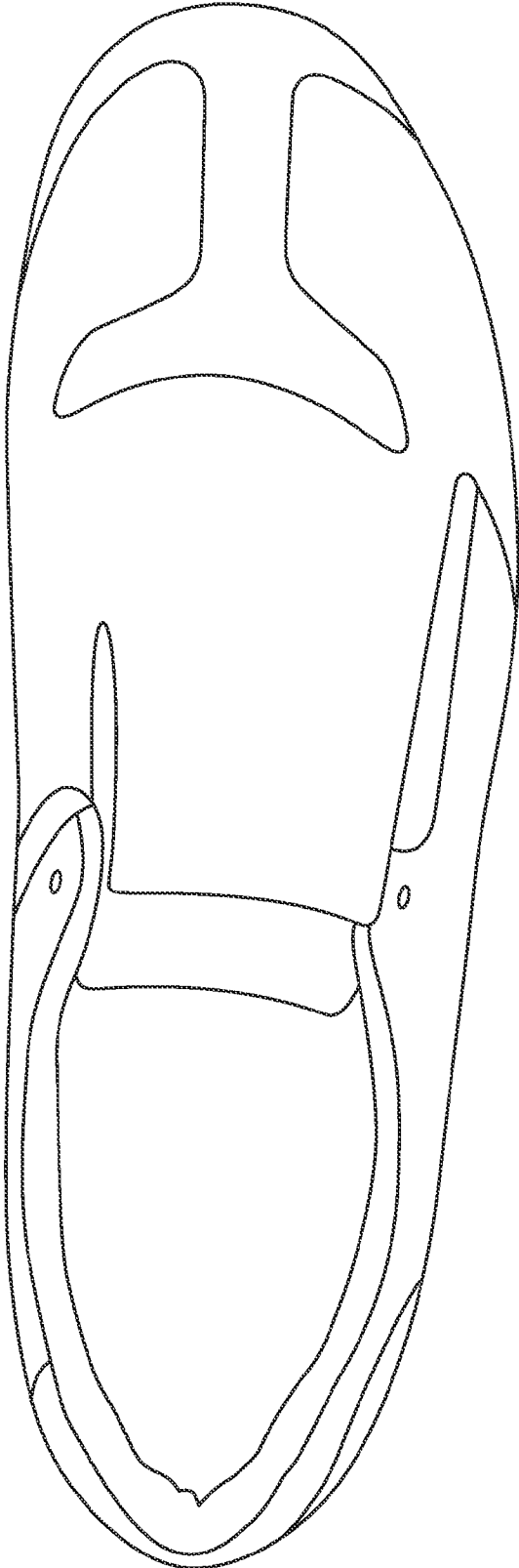


FIG. 6