

EXHIBIT A



US00D361884S

United States Patent [19]

[11] Patent Number: **Des. 361,884**

Lozano

[45] Date of Patent: **** Sep. 5, 1995**

[54] **SHOE UPPER**

[75] Inventor: **Sergio G. Lozano**, Beaverton, Oreg.

[73] Assignee: **Nike, Inc.**

[**] Term: **14 Years**

[21] Appl. No.: **31,849**

[22] Filed: **Dec. 7, 1994**

[52] U.S. Cl. **D2/970**

[58] Field of Search D2/902, 907, 969, 970,
D2/978; 36/50.1, 45, 83, 84, 89, 113, 114, 116,
102-107

[56] **References Cited**

U.S. PATENT DOCUMENTS

- D. 156,302 11/1949 Whatmore .
- D. 228,267 9/1973 Powers .
- D. 265,521 7/1982 Vermonet .
- D. 272,012 1/1984 Trevisani .
- D. 278,758 5/1985 Michaeli .
- D. 294,422 3/1988 Gamm .
- D. 296,380 6/1988 Diaz et al. .
- D. 297,586 9/1988 Tong et al. .
- D. 303,452 9/1989 Swett .
- D. 324,129 2/1992 Hatfield .
- D. 327,162 6/1992 Hatfield .
- D. 345,253 3/1994 Lucas D2/969
- D. 346,272 4/1994 Cessor D2/970
- D. 346,899 5/1994 Hatfield et al. D2/970
- D. 347,317 5/1994 Avar D2/970
- D. 347,519 6/1994 Worthington D2/970
- D. 348,976 7/1994 Van Noy D2/969
- D. 348,978 7/1994 Avar D2/970
- D. 351,058 10/1994 Hatfield et al. D2/969
- D. 351,275 10/1994 Hatfield et al. D2/970
- D. 351,941 11/1994 Avar D2/970
- D. 355,296 2/1995 Greene D2/970
- 472,711 4/1892 Miles .
- 640,755 1/1900 Donavan .

5,377,430 1/1995 Hatfield 36/50.1

FOREIGN PATENT DOCUMENTS

1017946 10/1957 Germany 36/50.1

OTHER PUBLICATIONS

Nike Holiday Footwear Catalog, 1994, pp. 12, 18, 20, 30, 58, 64, 70, 76, 78, Published Mar. 1993.

Nike Fall Footwear Catalog, 1994, pp. 24, 34, 38, 56, 96, 114, 116, 140, Published Nov. 1993.

Nike Spring Footwear Catalog, 1995, pp. 8, 21, 23, 25, 28, 32, 37, 38, 40, 47, 51, 89, 94, 104, 105, 111, 122, 126, 127, 130, 146, Published Jun., 1994.

Nike Spring Footwear Catalog, 1994, p. 22, Published Jun. 1993.

Nike Late Spring Footwear Catalog, 1995, p. 58, Published Sep. 1994.

Primary Examiner—Doris V. Coles

Attorney, Agent, or Firm—Banner & Allegretti, Ltd.

[57] **CLAIM**

The ornamental design for a shoe upper, as shown and described.

DESCRIPTION

FIG. 1 is a right side elevational view of a shoe upper according to my new design;


FIG. 2 is a left side elevational view of the shoe upper shown in FIG. 1;

FIG. 3 is a front elevational view of the shoe upper shown in FIG. 1;

FIG. 4 is a rear elevational view of the shoe upper shown in FIG. 1; and,

FIG. 5 is a top plan view of the shoe upper shown in FIG. 1.

The broken line showing of a shoe sole in FIGS. 1-5 is for illustrative purposes only and forms no part of the claimed design.



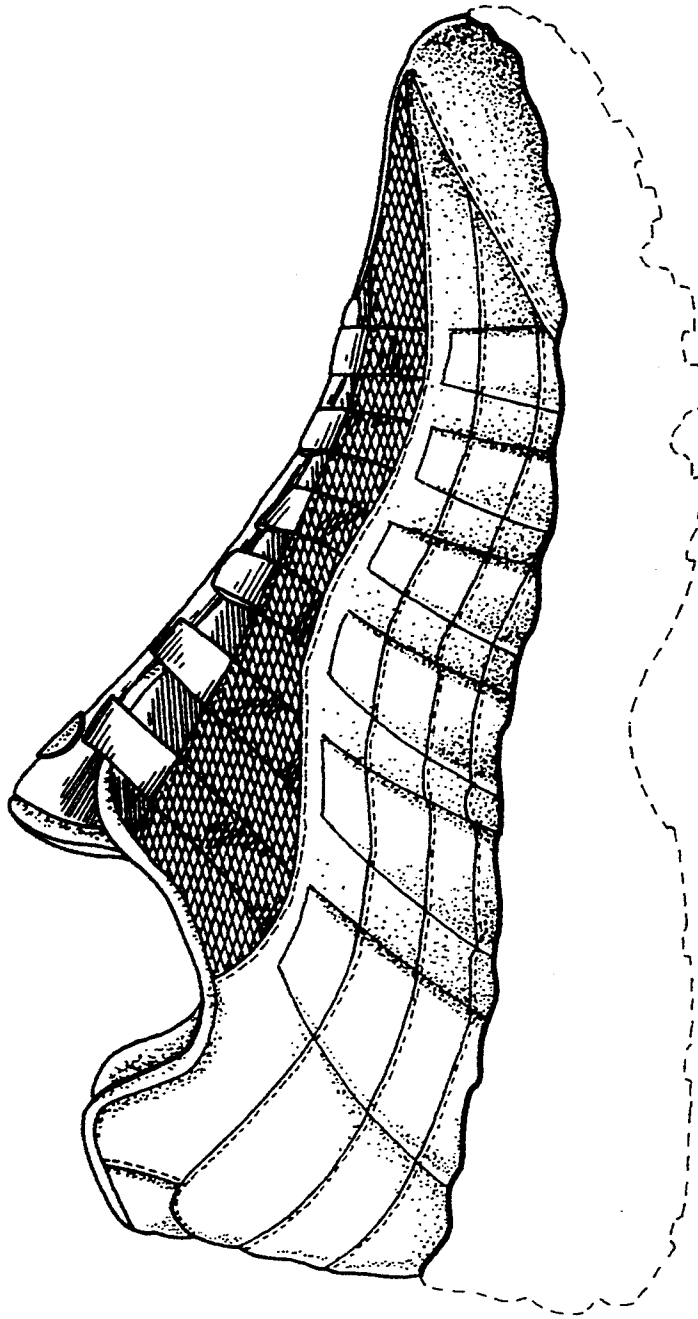


FIG. 1

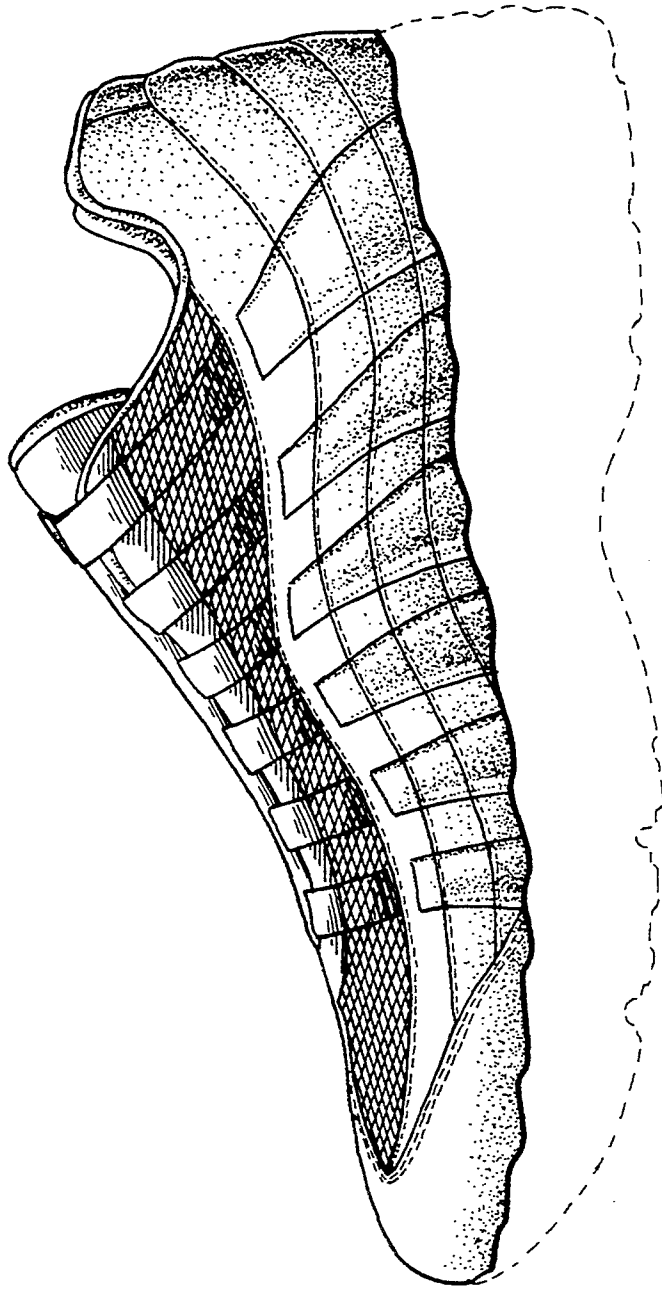


FIG. 2

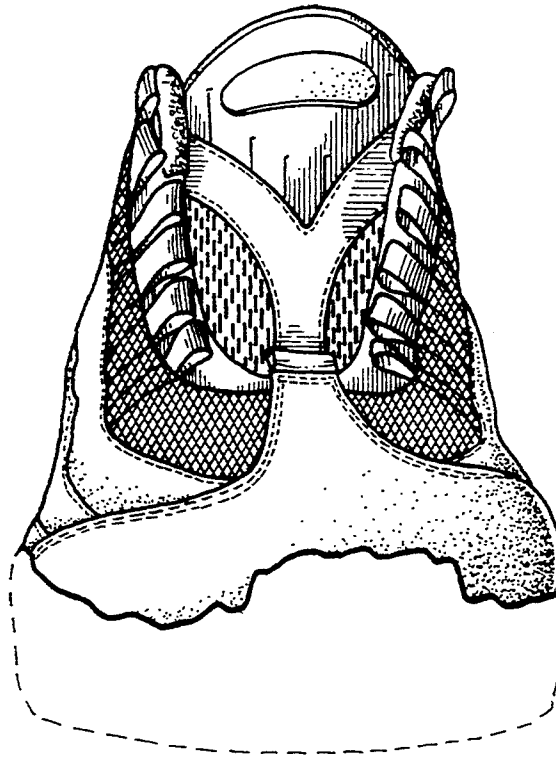


FIG. 3

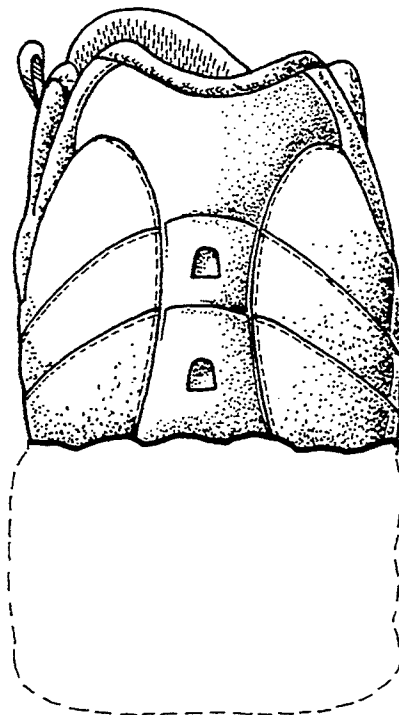


FIG. 4

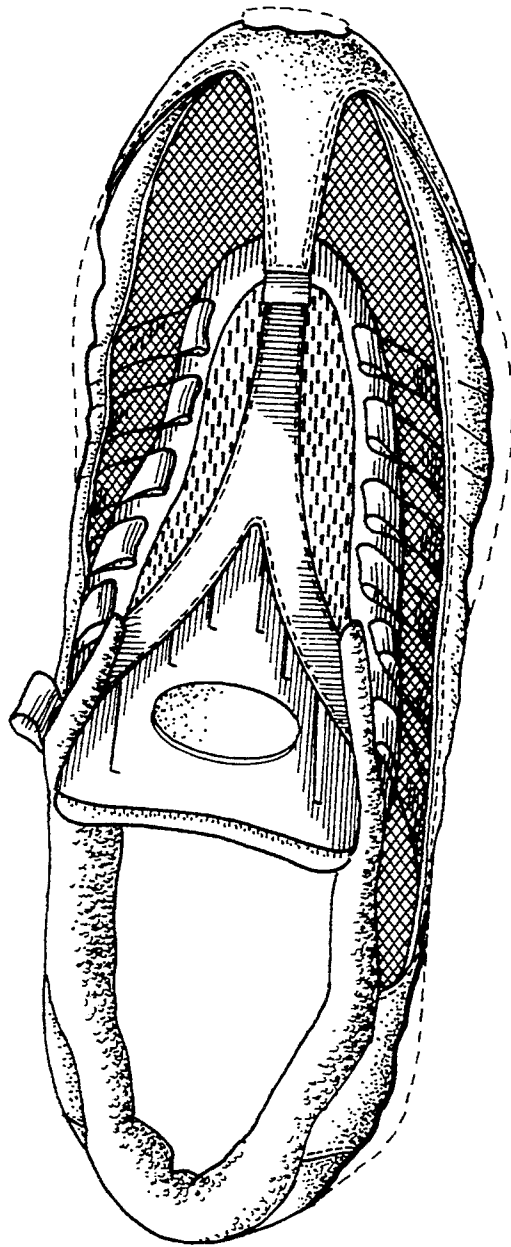


FIG. 5