

EXHIBIT E



US00D494353S1

(12) **United States Design Patent** (10) **Patent No.:** **US D494,353 S**
McDowell (45) **Date of Patent:** **** Aug. 17, 2004**

(54) **PORTION OF A SHOE UPPER**
(75) Inventor: **Sean Michael McDowell**, Beaverton, OR (US)
(73) Assignee: **Nike, Inc.**, Beaverton, OR (US)
(**) Term: **14 Years**
(21) Appl. No.: **29/194,306**
(22) Filed: **Nov. 24, 2003**
(51) **LOC (7) Cl.** **02-99**
(52) **U.S. Cl.** **D2/972; D2/973**
(58) **Field of Search** D2/896, 902, 907, D2/908, 943, 944, 972-974; 36/45, 50.1, 77 M, 77 R, 83, 88, 113, 114, 126-130

Nike Footwear Catalog Fall 1996, pp. 150 and 158, published Dec. 1995.*
Nike Footwear Catalog Holiday 1997, p. 212, published Mar. 1997.*
Nike Footwear Catalog Spring 1998, pp. 102 and 139, published Jun. 1997.*
Nike Footwear Catalog Late Spring 1999, p. W11, published Sep. 1998.*
Nike Footwear Catalog Spring 2000 #1, p. W15, published Jul. 1999.*
Nike Footwear Catalog Late Spring 2003, p. W15, published Sep. 2002.*

* cited by examiner

Primary Examiner—Dominic Simone
(74) *Attorney, Agent, or Firm*—Banner & Witcoff, Ltd.

(56) **References Cited**

U.S. PATENT DOCUMENTS

D294,422 S	3/1988	Gamm	
D333,205 S	2/1993	Zelenko	
D336,973 S	7/1993	Fritcher	
D346,272 S	4/1994	Cessor	
D351,058 S	10/1994	Hatfield et al.	
D373,463 S	9/1996	Greene	
D382,993 S	* 9/1997	Clegg et al.	D2/972
D388,950 S	1/1998	Hewett et al.	
D398,441 S	* 9/1998	Werman	D2/969
D398,751 S	9/1998	Werman	
D409,366 S	5/1999	Duggan	
D413,427 S	9/1999	Fellouhe	
D421,176 S	2/2000	Matis et al.	
D421,331 S	3/2000	Mervar et al.	
D444,938 S	7/2001	Smith	
D447,859 S	9/2001	Matis et al.	
D461,629 S	8/2002	Blakeslee	
D468,089 S	1/2003	Smith	
D477,131 S	7/2003	Holmes	
D480,205 S	10/2003	Robinson, Jr. et al.	
D481,530 S	* 11/2003	Hillyer	D2/972
D487,625 S	* 3/2004	Bandini et al.	D2/969

OTHER PUBLICATIONS

Nike Footwear Catalog Late Spring 1995, p. 17, published Sep. 1994.*
Nike Footwear Catalog Late Spring 1996, p. 149, published Aug. 1995.*

(57) **CLAIM**


The ornamental design for a portion of a shoe upper, as shown and described.

DESCRIPTION

FIG. 1 is a front perspective view of a portion of a shoe upper showing my new design;
FIG. 2 is a rear perspective view thereof;
FIG. 3 is a side view thereof;
FIG. 4 is a front view thereof;
FIG. 5 is a top plan view thereof;
FIG. 6 is a front perspective view of a portion of a shoe upper showing a second embodiment of my new design;
FIG. 7 is a rear perspective view thereof;
FIG. 8 is a side view thereof;
FIG. 9 is a front view thereof; and,
FIG. 10 is a top view thereof.

The uneven broken line showing the remainder of shoe is for illustrative purposes only and forms no part of the claimed design.

1 Claim, 10 Drawing Sheets






FIG. 1



FIG. 2




FIG.3

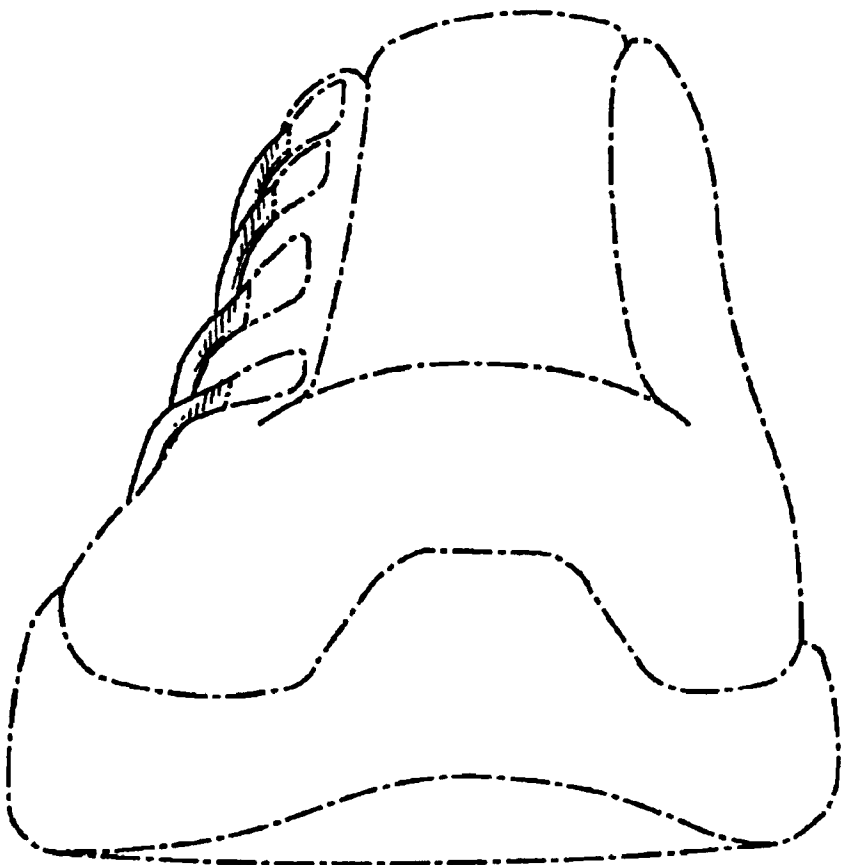


FIG.4

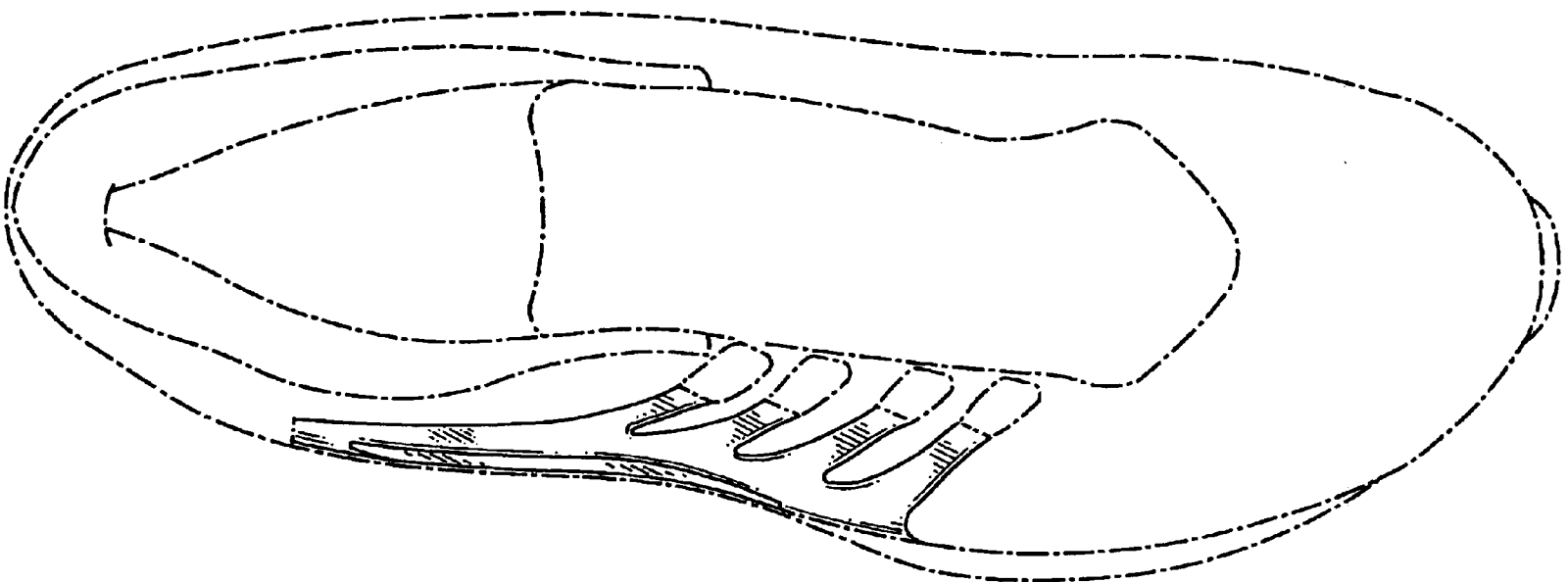


FIG.5




FIG. 6

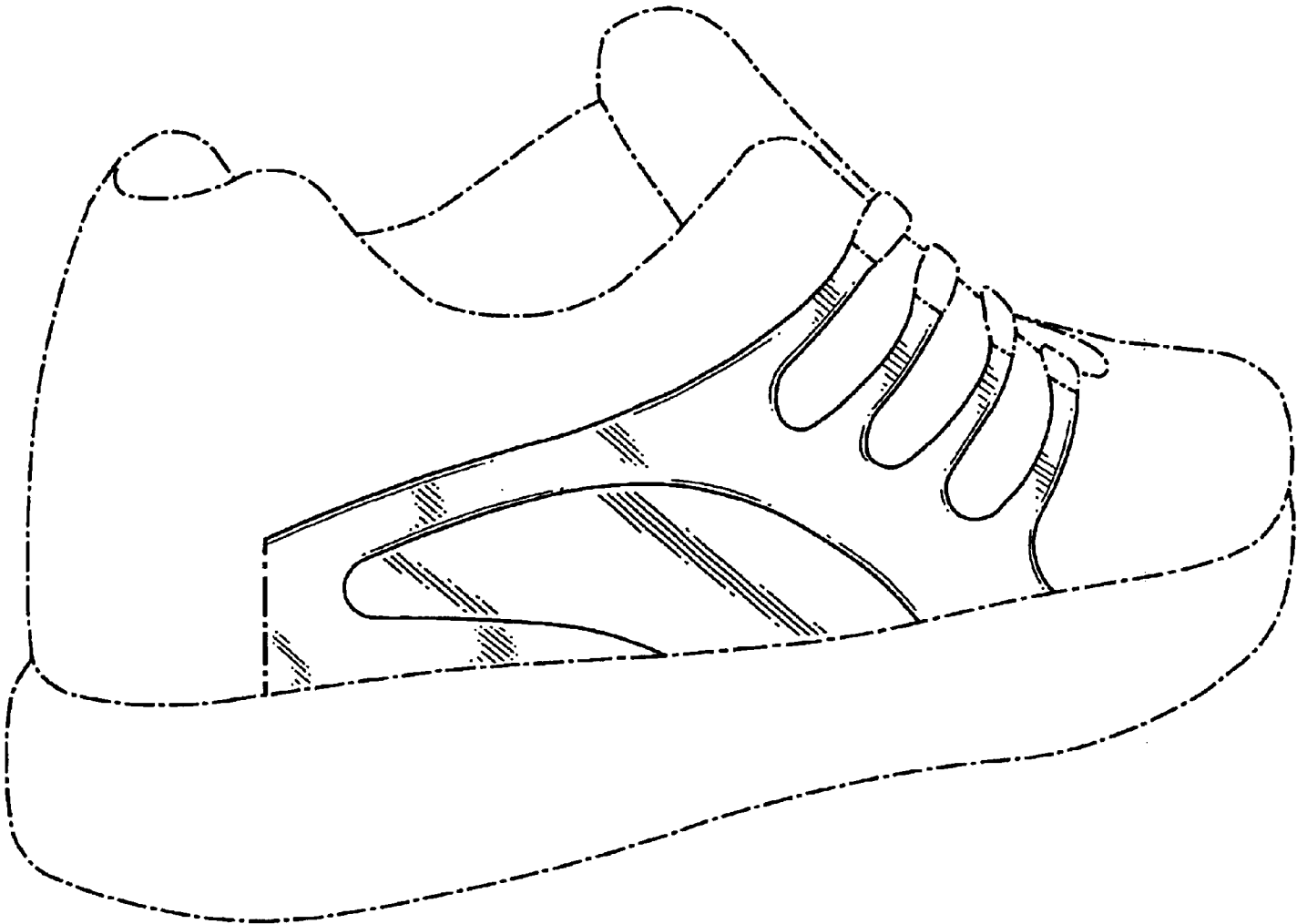


FIG.7

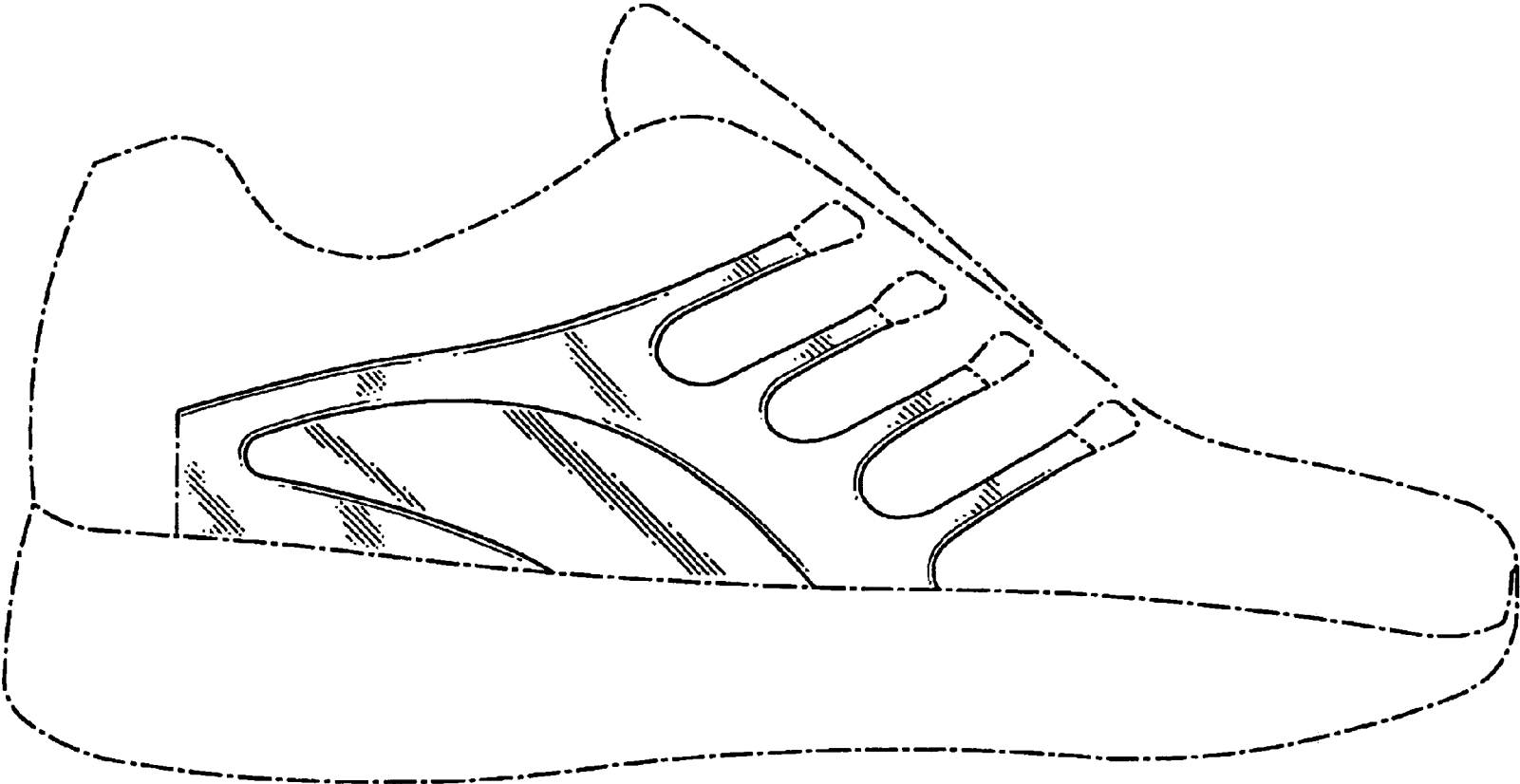


FIG.8

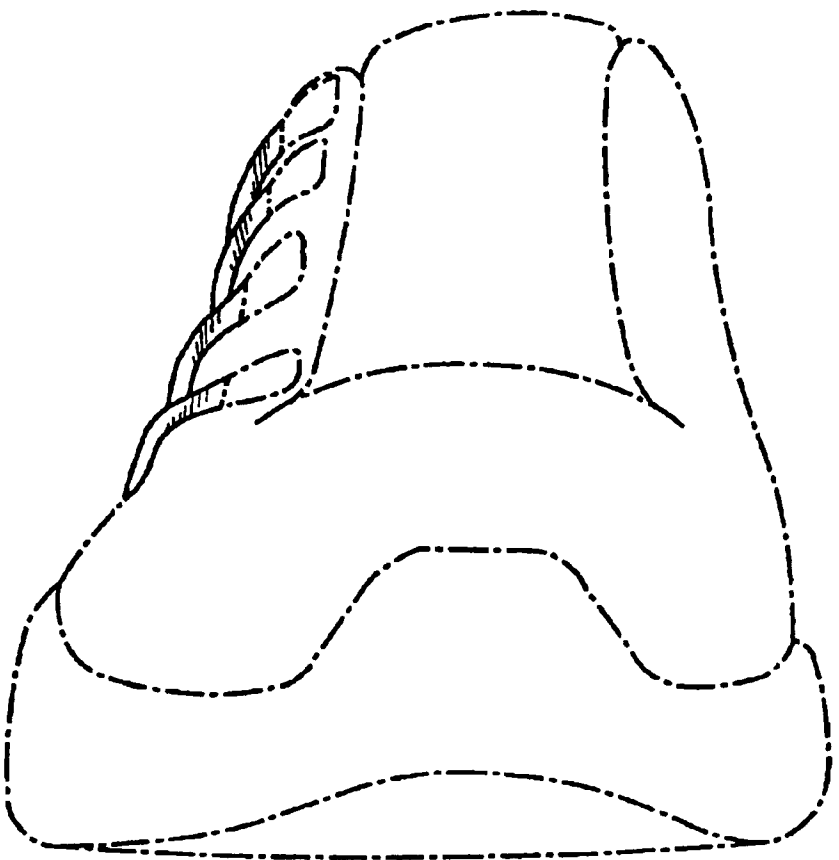


FIG.9

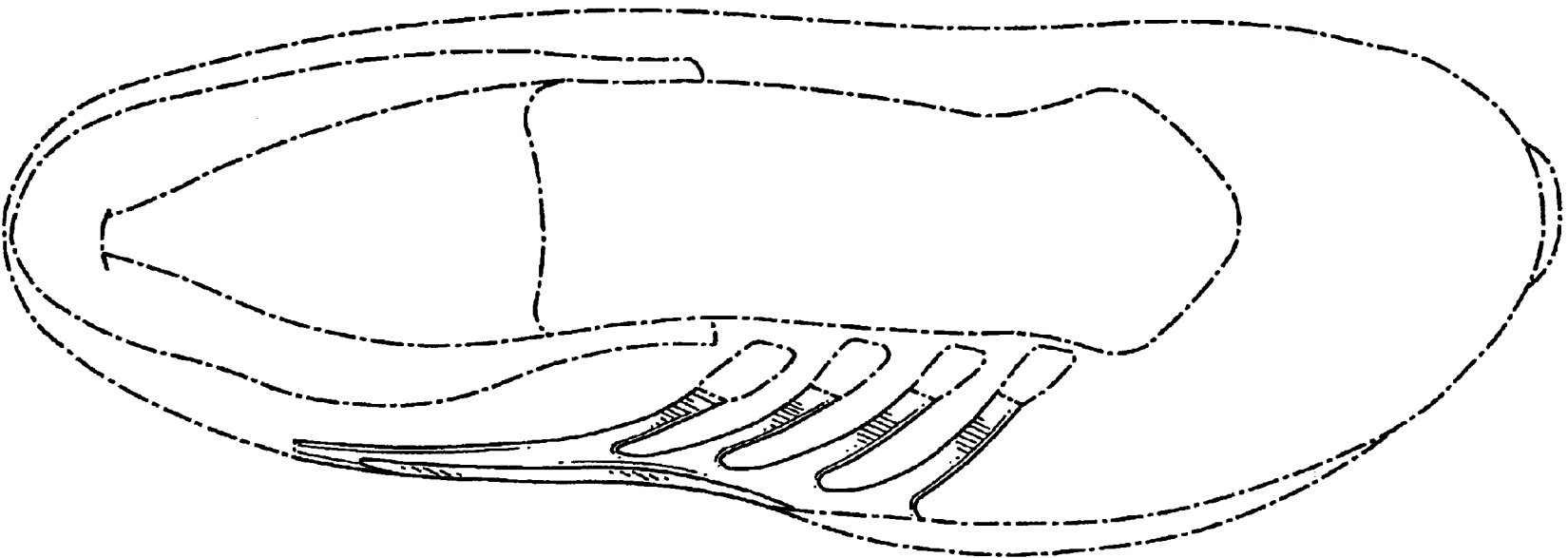


FIG.10