

EXHIBIT F



US00D499247S

(12) **United States Design Patent** (10) **Patent No.:** **US D499,247 S**
Wahoske et al. (45) **Date of Patent:** **** Dec. 7, 2004**

(54) **PORTION OF A SHOE SOLE**

(75) Inventors: **Brad Wahoske**, Portland, OR (US);
Leo S. Chang, Portland, OR (US)

(73) Assignee: **Nike, Inc.**, Beaverton, OR (US)

(**) Term: **14 Years**

(21) Appl. No.: **29/201,766**

(22) Filed: **Mar. 22, 2004**

(51) **LOC (7) Cl.** **02-99**

(52) **U.S. Cl.** **D2/972; D2/964**

(58) **Field of Search** D2/907, 908, 943,
D2/944, 964, 969, 972-974, 965; 36/45,
50.1, 77 M, 77 R, 83, 88, 113, 114, 126-130

(56) **References Cited**

U.S. PATENT DOCUMENTS

2,048,683 A	7/1936	Brockman	
D216,662 S	3/1970	Barbaresi	
D216,664 S	* 3/1970	Barbaresi D2/965
4,438,573 A	3/1984	McBarron	
D344,622 S	3/1994	Kilgore	
D350,226 S	9/1994	Kilgore	
D355,755 S	2/1995	Kilgore	
D373,674 S	9/1996	Dolinsky	
D376,471 S	12/1996	Kalin et al.	
D378,012 S	2/1997	Le	
D383,593 S	9/1997	Lozano	
D386,590 S	11/1997	Cass	
D390,344 S	2/1998	Elliott	
D393,339 S	4/1998	Fogg	
D467,725 S	12/2002	McDowell	
D469,948 S	2/2003	Lin	
D470,650 S	2/2003	Lin	
D474,332 S	5/2003	Turner et al.	
D482,851 S	12/2003	McClaskie	
D485,053 S	1/2004	McDowell	
D485,975 S	2/2004	McDowell	
D489,525 S	* 5/2004	Snow et al. D2/972
D490,599 S	* 6/2004	Snow et al. D2/972

OTHER PUBLICATIONS

- Nike Footwear Catalog Spring 1991, p. 7, published Jun. 1990.
- Nike Footwear Catalog Fall 1991, p. 6, published Dec. 1990.
- Nike Footwear Catalog Fall 1994, p. 4, published Nov. 1993.
- Nike Footwear Catalog Spring 1996, p. 7, published Jun. 1995.
- Nike Footwear Catalog Fall 1997, p. 51, published Dec. 1996.
- Nike Footwear Catalog Fall 1997, p. 178, published Dec. 1996.
- Nike Footwear Catalog Fall 1997, p. 214, published Dec. 1996.
- Nike Footwear Catalog Fall 1997, p. 222, published Dec. 1996.

(List continued on next page.)

Primary Examiner—Dominic Simone

(74) *Attorney, Agent, or Firm*—Banner & Witcoff, Ltd.

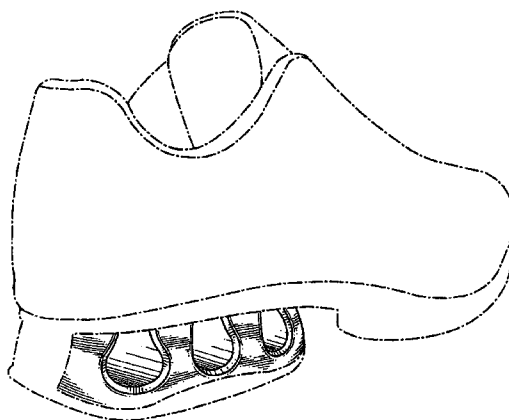
(57) **CLAIM**

The ornamental design for a portion of a shoe sole, as shown and described.

DESCRIPTION

FIG. 1 is a front perspective view of a first portion of a shoe sole showing our new design;
 FIG. 2 is a rear perspective view thereof;
 FIG. 3 is a side view thereof;
 FIG. 4 is a second rear perspective view thereof;
 FIG. 5 is a front perspective view of a second portion of a shoe sole showing disclaimed depression features;
 FIG. 6 is a rear perspective view thereof;
 FIG. 7 is a side view thereof; and,
 FIG. 8 is a second rear perspective view thereof.
 The uneven broken lines showing depression features in FIGS. 5-8 within the shaded region are for illustrative purposes only and form no part of the claimed design. The uneven broken line showing the remainder of shoe is for illustrative purposes only and forms no part of the claimed design.

1 Claim, 8 Drawing Sheets



OTHER PUBLICATIONS

Nike Footwear Catalog Holiday 1997, p. 41, published Mar. 1997.

Nike Footwear Catalog Holiday 1998, p. M42, published Feb. 1998.

Nike Footwear Catalog Spring 2000 #1, p. M24, published Jul. 1999.

Nike Footwear Catalog Spring 2000 #1, p. M25, published Jul. 1999.

Nike Footwear Catalog Spring 2000 #1, p. M63, published Jul. 1999.

Nike Footwear Catalog Spring 2001, p. M3, published Jun. 2000.

Nike Footwear Catalog Fall 2001, p. M27, published Nov. 2000.

Nike Footwear Catalog Fall 2001, p. M40, published Nov. 2000.

Nike Footwear Catalog Fall 2001, p. M44, published Nov. 2000.

Nike Footwear Catalog Holiday 2001, p. W67, published Feb. 2001.

Nike Footwear Catalog Holiday 2001, p. M10, published Feb. 2001.

Nike Footwear Catalog Holiday 2001, p. M34, published Feb. 2001.

* cited by examiner

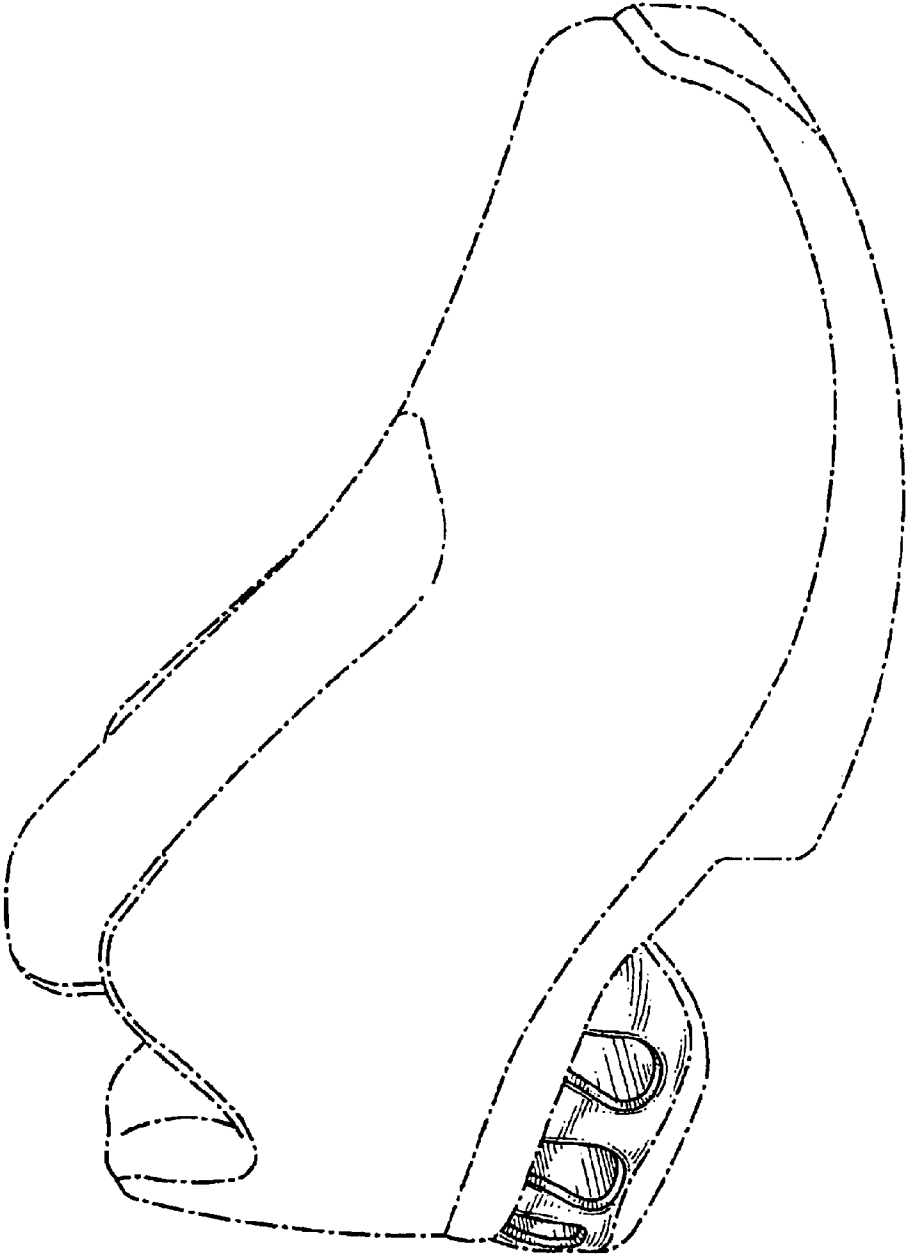


FIG.1

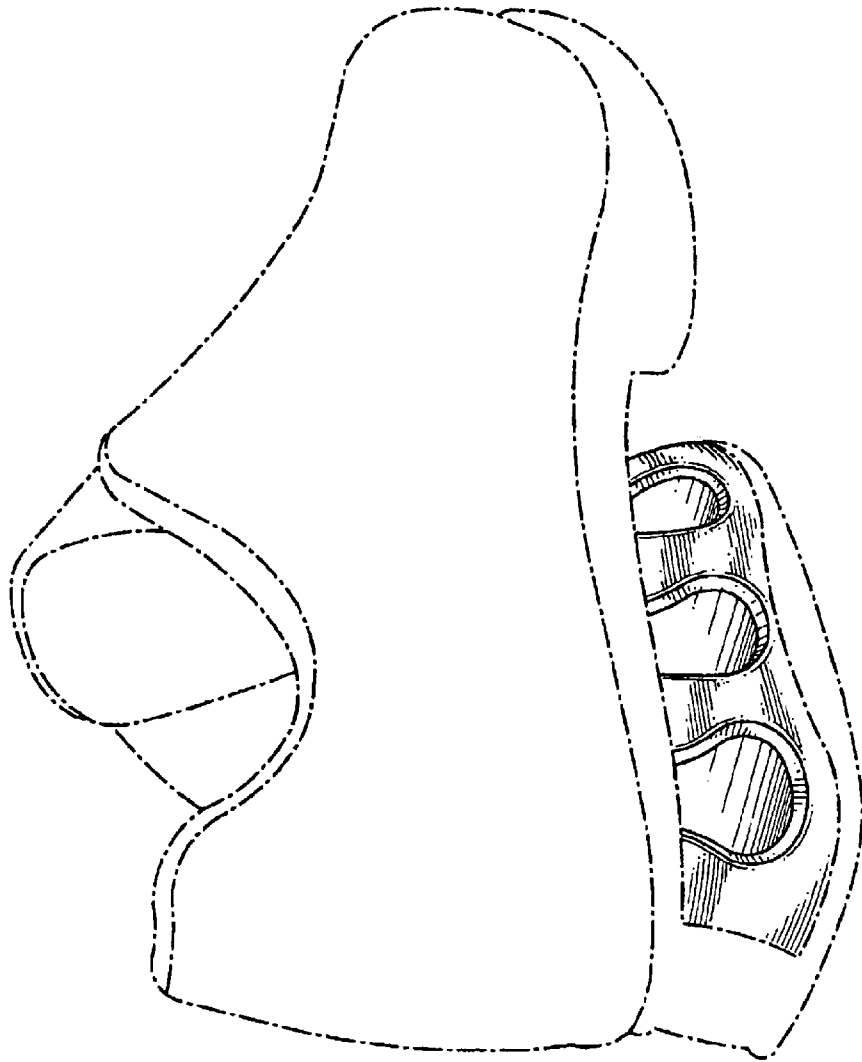


FIG.2

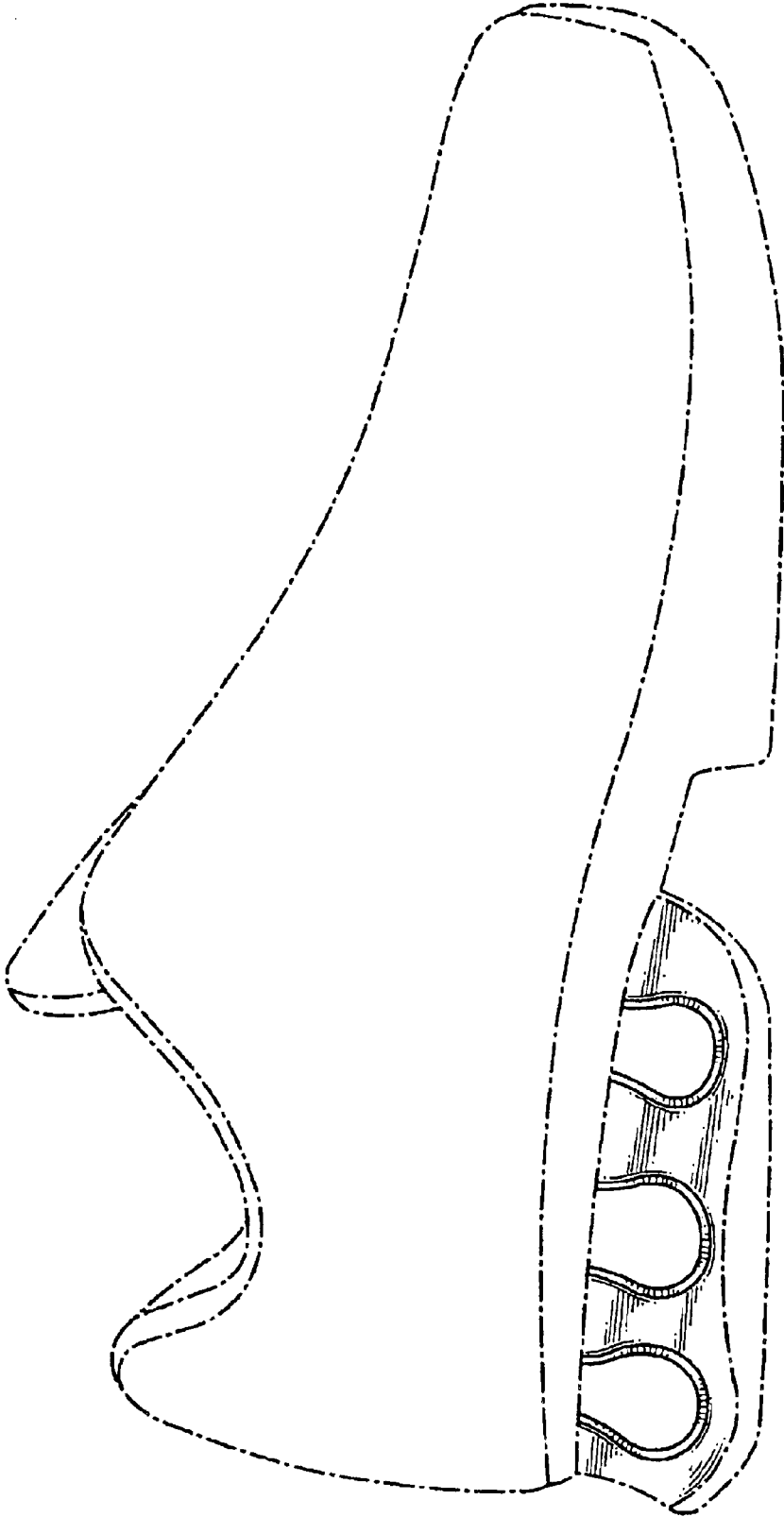


FIG.3

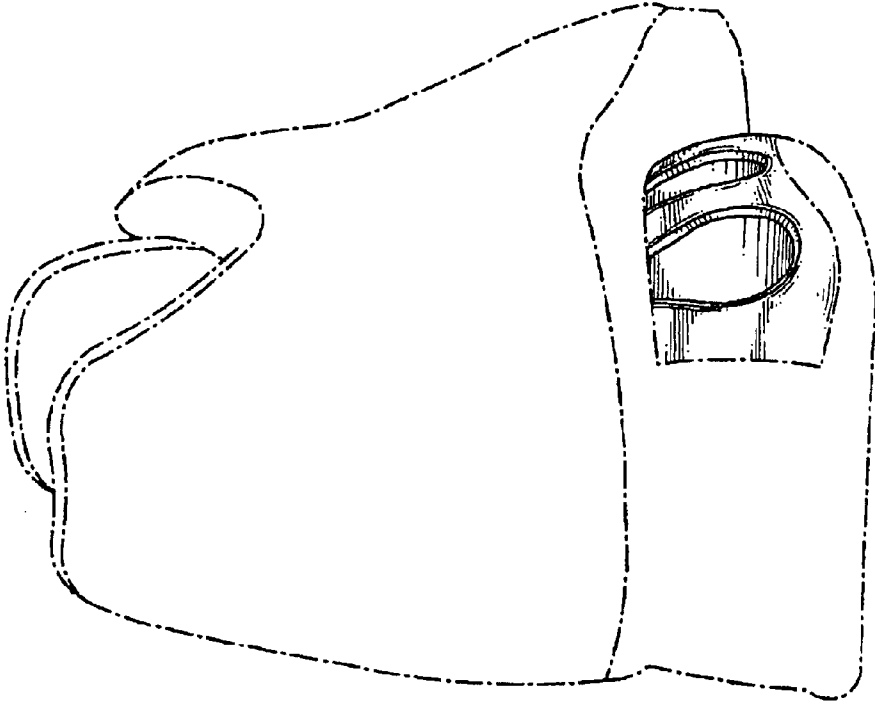


FIG.4

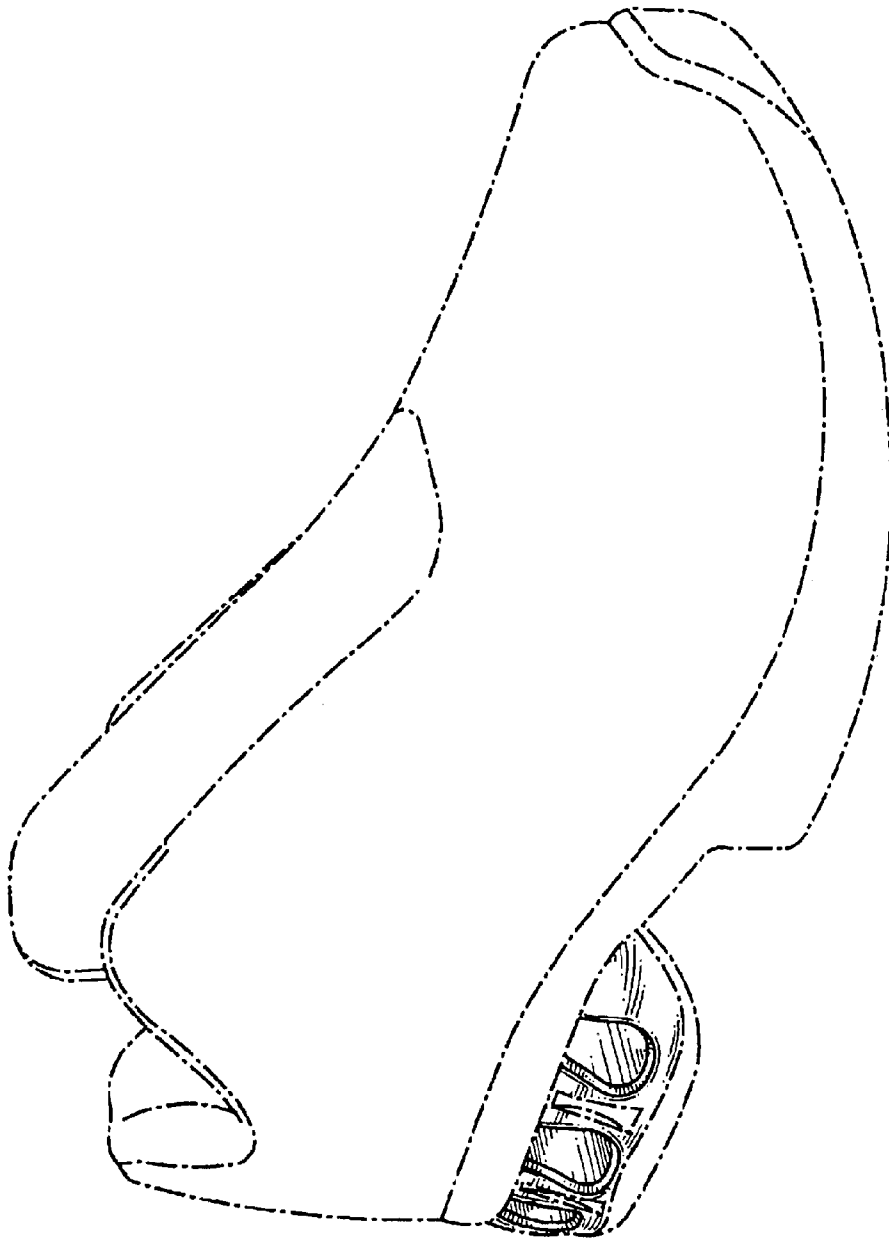


FIG. 5

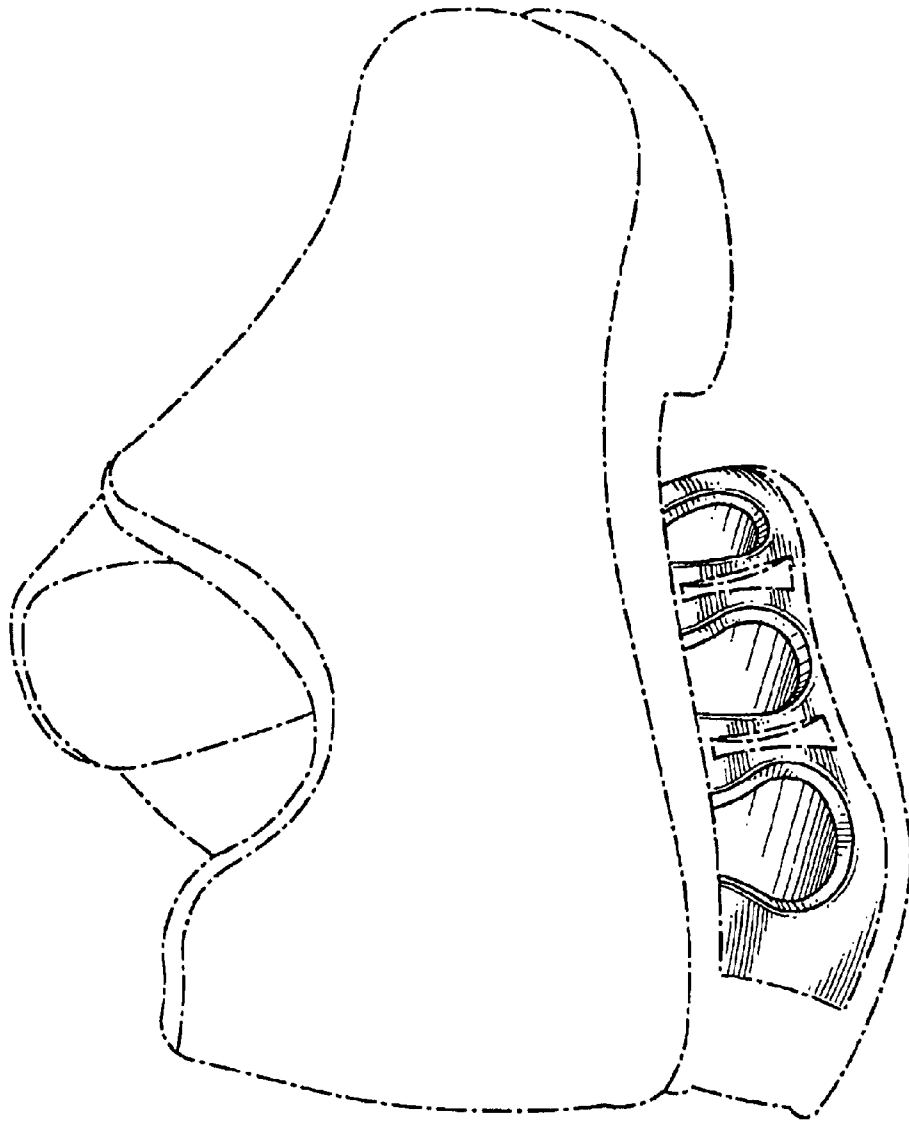


FIG. 6

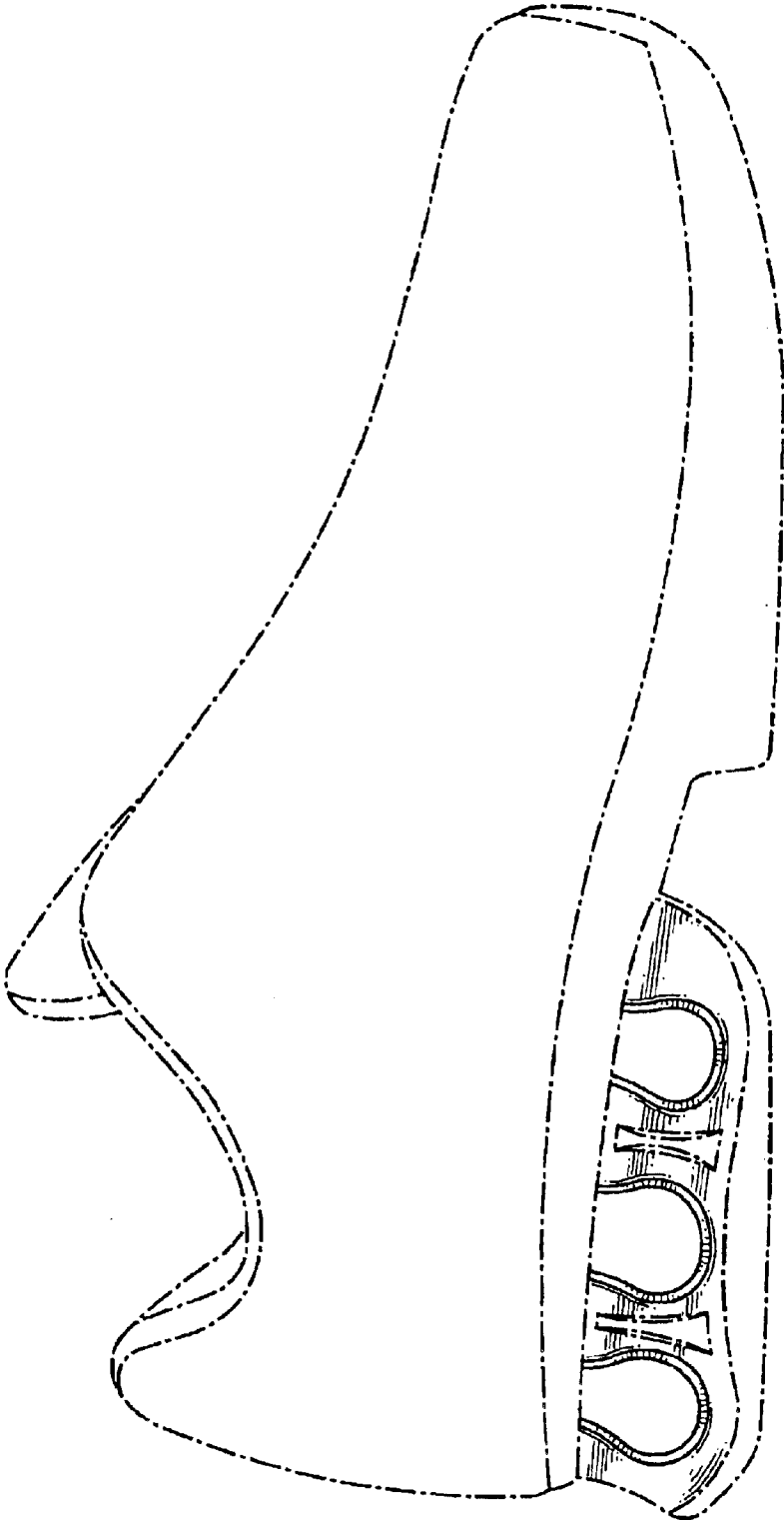


FIG.7

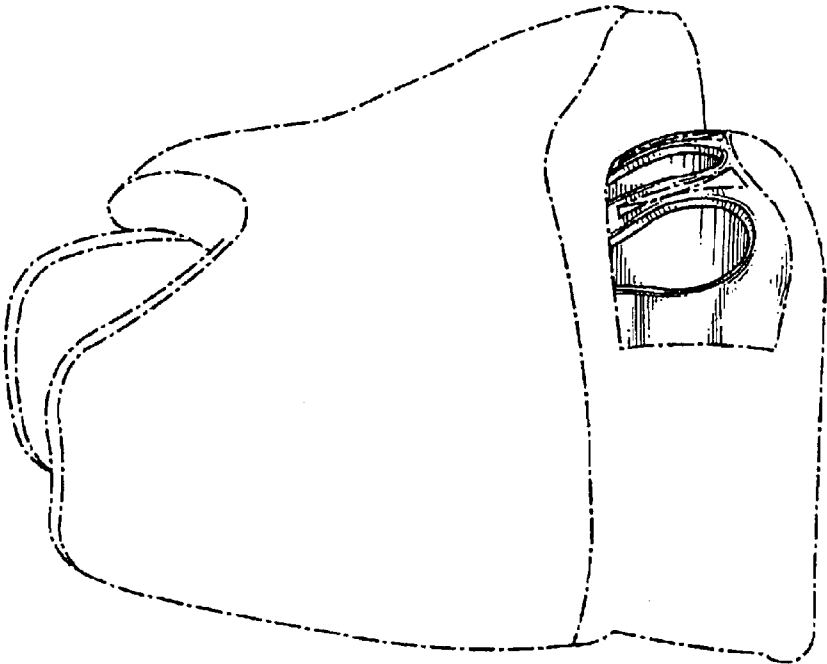


FIG.8