

# EXHIBIT Z

**BERNARD L. MADOFF**  
INVESTMENT SECURITIES LLC  
New York  London

885 Third Avenue  
New York, NY 10022  
(212) 230-2424  
800 334-1343  
Fax (212) 838-4061

Affiliated with  
Madoff Securities International Limited  
12 Berkeley Street  
Mayfair, London W1J 8DT  
Tel 020 7493 6222

**STERLING EQUITIES**

PERIOD ENDING  
**10/31/01**

PAGE  
**1**

M

YOUR ACCOUNT NUMBER  
**1-KM300-3-0**

YOUR TAX PAYER IDENTIFICATION NUMBER  
REDACTED

| DATE  | BOUGHT<br>RECEIVED OR LONG | SOLD<br>DELIVERED OR SHORT | TRN   | DESCRIPTION                          | PRICE OR SYMBOL | AMOUNT DEBITED<br>TO YOUR ACCOUNT | AMOUNT CREDITED<br>TO YOUR ACCOUNT |
|-------|----------------------------|----------------------------|-------|--------------------------------------|-----------------|-----------------------------------|------------------------------------|
| 10/01 |                            |                            |       | BALANCE FORWARD                      |                 | 165,953.94                        | 125.28                             |
| 10/01 |                            |                            |       | COCA COLA CO<br>DIV 9/15/01 10/01/01 | DIV             |                                   | 235.20                             |
|       |                            |                            |       | MERCK & CO                           | DIV             |                                   |                                    |
| 10/09 |                            |                            |       | DIV 9/04/01 10/01/01                 | DIV             |                                   | 97.44                              |
|       |                            |                            |       | WAL-MART STORES INC                  | DIV             |                                   |                                    |
| 10/10 |                            |                            |       | DIV 9/21/01 10/09/01                 | DIV             |                                   | 48.00                              |
|       |                            |                            |       | HEWLETT PACKARD CO                   | DIV             |                                   |                                    |
| 10/15 |                            |                            |       | DIV 9/19/01 10/10/01                 | DIV             |                                   | 100.80                             |
|       |                            |                            |       | FIDELITY SPARTAN                     | DIV             |                                   |                                    |
|       |                            |                            |       | U S TREASURY MONEY MARKET            |                 |                                   |                                    |
| 10/15 |                            | 39,428                     | 39461 | DIV 10/15/01                         | 1               |                                   | 39,428.00                          |
|       |                            |                            |       | FIDELITY SPARTAN                     |                 |                                   |                                    |
| 10/15 |                            | 125,000                    | 43255 | U S TREASURY MONEY MARKET            | 99.680          |                                   | 124,600.00                         |
|       |                            |                            |       | U S TREASURY BILL                    |                 |                                   |                                    |
|       |                            |                            |       | DUE 12/6/01                          |                 |                                   |                                    |
| 10/15 |                            | 100,000                    | 46375 | U S TREASURY BILL                    | 99.640          |                                   | 99,640.00                          |
|       |                            |                            |       | DUE 12/13/2001                       |                 |                                   |                                    |
| 10/15 | 125,000                    |                            | 49883 | U S TREASURY BILL                    | 99.460          | 124,325.00                        |                                    |
|       |                            |                            |       | DUE 1/10/2002                        |                 |                                   |                                    |
| 10/15 | 125,000                    |                            | 53521 | U S TREASURY BILL                    | 99.340          | 124,175.00                        |                                    |
|       |                            |                            |       | DUE 1/31/2002                        |                 |                                   |                                    |
|       |                            |                            |       | CONTINUED ON PAGE 2                  |                 |                                   |                                    |

PLEASE RETAIN THIS STATEMENT FOR INCOME TAX PURPOSES

PLEASE RETAIN THIS STATEMENT FOR INCOME TAX PURPOSES.

IF ANY DETAIL SHOWN HEREIN IS NOT IN ACCORDANCE WITH YOUR RECORDS, PLEASE NOTIFY US AT ONCE.

PLEASE CONTACT US IF THERE HAVE BEEN ANY CHANGES IN THE ACCOUNT HOLDER'S FINANCIAL CONDITION OR INVESTMENT OBJECTIVES, OR IF THE HOLDER WISHES TO IMPOSE OR MODIFY ANY RESTRICTIONS ON THE MANAGEMENT OF THIS ACCOUNT.

**BERNARD L. MADOFF**  
 INVESTMENT SECURITIES LLC  
 New York  London

865 Third Avenue  
 New York, NY 10022  
 (212) 230-2424  
 800 334-1343  
 Fax (212) 838-4061

Affiliated with  
 Madoff Securities International Limited  
 12 Berkeley Street  
 Mayfair, London W1J 8DT  
 Tel 020 7493 6222

**STERLING EQUITIES**

PERIOD ENDING  
**10/31/01**

PAGE  
**2**

YOUR ACCOUNT NUMBER  
**1-KW300-3-0**

YOUR TAX PAYER IDENTIFICATION NUMBER  
 REDACTED

| DATE  | BOUGHT<br>RECEIVED OR LONG | SOLD<br>DELIVERED OR SHORT | TRN   | DESCRIPTION  | PRICE OR SYMBOL     | AMOUNT DEBITED<br>TO YOUR ACCOUNT | AMOUNT CREDITED<br>TO YOUR ACCOUNT |
|-------|----------------------------|----------------------------|-------|--|---------------------|-----------------------------------|------------------------------------|
| 10/19 |                            | 125,000                    | 73465 | U S TREASURY BILL<br>DUE 1/10/2002                     | 99.500              |                                   | 124,375.00                         |
| 10/19 |                            | 125,000                    | 77105 | U S TREASURY BILL<br>DUE 1/31/2002                     | 99.380              |                                   | 124,225.00                         |
| 10/19 | 100,000                    |                            | 80603 | U S TREASURY BILL<br>DUE 2/7/2002                      | 99.340              | 99,340.00                         |                                    |
| 10/25 |                            |                            |       | GENERAL ELECTRIC CD<br>DIV 9/28/01 10/25/01            | DIV                 |                                   | 495.36                             |
| 10/26 |                            |                            |       | MORGAN STANLEY DEAN WITTER CO<br>DIV 10/05/01 10/26/01 | DIV                 |                                   | 82.80                              |
| 10/31 |                            |                            |       | JP MORGAN CHASE & CO<br>DIV 10/05/01 10/31/01          | DIV                 |                                   | 204.00                             |
| 10/31 | 25,000                     |                            | 85353 | U S TREASURY BILL<br>DUE 2/7/2002                      | 99.460              | 24,865.00                         |                                    |
| 10/31 | 19,895                     |                            | 88429 | FIDELITY SPARTAN<br>U S TREASURY MONEY MARKET          | 1                   | 19,895.00                         |                                    |
|       |                            |                            |       | NEW BALANCE  |                     | 44,897.06                         |                                    |
|       | 1,440                      |                            |       | SECURITY POSITIONS<br>AOL TIME WARNER INC              | MKT PRICE<br>31.290 |                                   |                                    |
|       |                            |                            |       | CONTINUED ON PAGE 3                                    |                     |                                   |                                    |

PLEASE RETAIN THIS STATEMENT FOR INCOME TAX PURPOSES

PLEASE RETAIN THIS STATEMENT FOR INCOME TAX PURPOSES.

IF ANY DETAIL SHOWN HEREIN IS NOT IN ACCORDANCE WITH YOUR RECORDS, PLEASE NOTIFY US AT ONCE.

PLEASE CONTACT US IF THERE HAVE BEEN ANY CHANGES IN THE ACCOUNT HOLDER'S FINANCIAL CONDITION OR INVESTMENT OBJECTIVES, OR IF THE HOLDER WISHES TO IMPOSE OR MODIFY ANY RESTRICTIONS ON THE MANAGEMENT OF THIS ACCOUNT.

**BERNARD L. MADOFF**  
**INVESTMENT SECURITIES LLC**  
 New York  London

885 Third Avenue  
 New York, NY 10022  
 (212) 230-2424  
 800 334-1343  
 Fax (212) 838-4061

Affiliated with  
 Madoff Securities International Limited  
 12 Berkeley Street  
 Mayfair, London W1J 8DT  
 Tel 020 7493 6222

**STERLING EQUITIES**

PERIOD ENDING **10/31/01** PAGE **3** M

YOUR ACCOUNT NUMBER **1-KW300-3-0**  
 YOUR TAX PAYER IDENTIFICATION NUMBER  
 REDACTED

| DATE | BOUGHT<br>RECEIVED OR LONG | SOLD<br>DELIVERED OR SHORT | TRN | DESCRIPTION                   | PRICE OR SYMBOL | AMOUNT DEBITED<br>TO YOUR ACCOUNT | AMOUNT CREDITED<br>TO YOUR ACCOUNT |
|------|----------------------------|----------------------------|-----|-------------------------------|-----------------|-----------------------------------|------------------------------------|
|      | 1,032                      |                            |     | AT & T CORP                   | 15.200          |                                   |                                    |
|      | 408                        |                            |     | AMERICAN EXPRESS COMPANY      | 29.470          |                                   |                                    |
|      | 720                        |                            |     | AMERICAN INTL GROUP INC       | 78.770          |                                   |                                    |
|      | 312                        |                            |     | AMGEN INC                     | 56.820          |                                   |                                    |
|      | 480                        |                            |     | BANK OF AMERICA               | 59              |                                   |                                    |
|      | 576                        |                            |     | BRISTOL MYERS SQUIBB COMPANY  | 53.340          |                                   |                                    |
|      | 2,376                      |                            |     | CISCO SYSTEMS INC             | 16.920          |                                   |                                    |
|      | 1,584                      |                            |     | CITI GROUP INC                | 45.520          |                                   |                                    |
|      | 696                        |                            |     | COCA COLA CO                  | 47.880          |                                   |                                    |
|      | 672                        |                            |     | THE WALT DISNEY CO            | 18.590          |                                   |                                    |
|      | 273                        |                            |     | DU PONT E I DE NEMOURS & CO   | 39.990          |                                   |                                    |
|      | 2,088                      |                            |     | EXXON MOBIL CORP              | 39.450          |                                   |                                    |
|      | 3,096                      |                            |     | GENERAL ELECTRIC CO           | 36.410          |                                   |                                    |
|      | 672                        |                            |     | HOME DEPOT INC                | 38.230          |                                   |                                    |
|      | 2,136                      |                            |     | INTEL CORP                    | 24.420          |                                   |                                    |
|      | 528                        |                            |     | INTERNATIONAL BUSINESS MACHS  | 108.070         |                                   |                                    |
|      | 600                        |                            |     | JP MORGAN CHASE & CO          | 35.360          |                                   |                                    |
|      | 912                        |                            |     | JOHNSON & JOHNSON             | 57.910          |                                   |                                    |
|      | 336                        |                            |     | MCDONALDS CORP                | 26.070          |                                   |                                    |
|      | 672                        |                            |     | MERCK & CO                    | 63.810          |                                   |                                    |
|      | 1,680                      |                            |     | MICROSOFT CORP                | 58.150          |                                   |                                    |
|      | 105                        |                            |     | MINNESOTA MNG & MFG CO        | 104.380         |                                   |                                    |
|      | 360                        |                            |     | MORGAN STANLEY DEAN WITTER CO | 48.920          |                                   |                                    |
|      | 1,680                      |                            |     | ORACLE CORPORATION            | 13.560          |                                   |                                    |
|      | 528                        |                            |     | PEPSICO INC                   | 48.710          |                                   |                                    |
|      |                            |                            |     | CONTINUED ON PAGE 4           |                 |                                   |                                    |

PLEASE RETAIN THIS STATEMENT FOR INCOME TAX PURPOSES

PLEASE RETAIN THIS STATEMENT FOR INCOME TAX PURPOSES.

IF ANY DETAIL SHOWN HEREIN IS NOT IN ACCORDANCE WITH YOUR RECORDS, PLEASE NOTIFY US AT ONCE.

PLEASE CONTACT US IF THERE HAVE BEEN ANY CHANGES IN THE ACCOUNT HOLDER'S FINANCIAL CONDITION OR INVESTMENT OBJECTIVES, OR IF THE HOLDER WISHES TO IMPOSE OR MODIFY ANY RESTRICTIONS ON THE MANAGEMENT OF THIS ACCOUNT.

**BERNARD L. MADOFF**  
 INVESTMENT SECURITIES LLC  
 New York  London

885 Third Avenue  
 New York, NY 10022  
 (212) 230-2424  
 800 334-1343  
 Fax (212) 838-4061

Affiliated with  
 Madoff Securities International Limited  
 12 Berkeley Street  
 Mayfair, London W1J 8DT  
 Tel 020 7493 6222

**STERLING EQUITIES**

PERIOD ENDING  
**10/31/01**

PAGE  
**4**

**M**

YOUR ACCOUNT NUMBER  
**1-KM300-3-0**

YOUR TAX PAYER IDENTIFICATION NUMBER  
 REDACTED

| DATE | BOUGHT<br>RECEIVED OR LONG | SOLD<br>DELIVERED OR SHORT | TRN | DESCRIPTION                | PRICE OR SYMBOL | AMOUNT DEBITED<br>TO YOUR ACCOUNT | AMOUNT CREDITED<br>TO YOUR ACCOUNT |
|------|----------------------------|----------------------------|-----|----------------------------|-----------------|-----------------------------------|------------------------------------|
|      | 1,848                      |                            |     | PFIZER INC                 | 41.900          |                                   |                                    |
|      | 384                        |                            |     | PHARMACIA CORP             | 40.520          |                                   |                                    |
|      | 360                        |                            |     | PROCTER & GAMBLE CO        | 73.780          |                                   |                                    |
|      | 19,895                     |                            |     | FIDELITY SPARTAN           | 1               |                                   |                                    |
|      | 552                        |                            |     | U S TREASURY MONEY MARKET  | 27.990          |                                   |                                    |
|      | 576                        |                            |     | TEXAS INSTRUMENTS INC      | 49.140          |                                   |                                    |
|      | 125,000                    |                            |     | TYCO INTERNATIONAL LTD     | 99.460          |                                   |                                    |
|      |                            |                            |     | U S TREASURY BILL          |                 |                                   |                                    |
|      |                            |                            |     | DUE 2/7/2002               |                 |                                   |                                    |
|      |                            |                            |     | 2/07/2002                  |                 |                                   |                                    |
|      | 816                        |                            |     | VERIZON COMMUNICATIONS     | 49.810          |                                   |                                    |
|      | 576                        |                            |     | VIACOM INC                 | 36.510          |                                   |                                    |
|      | 1,392                      |                            |     | CLASS B NON VOTING SHS     | 51.400          |                                   |                                    |
|      | 504                        |                            |     | WAL-MART STORES INC        | 39.500          |                                   |                                    |
|      |                            |                            |     | WELLS FARGO & CO NEW       |                 |                                   |                                    |
|      |                            |                            |     | MARKET VALUE OF SECURITIES |                 |                                   |                                    |
|      |                            |                            |     | LONG                       |                 |                                   |                                    |
|      |                            |                            |     | SHORT                      |                 |                                   |                                    |
|      |                            |                            |     | 1,466,394.13               |                 |                                   |                                    |

PLEASE RETAIN THIS STATEMENT FOR INCOME TAX PURPOSES



PLEASE RETAIN THIS STATEMENT FOR INCOME TAX PURPOSES.

IF ANY DETAIL SHOWN HEREIN IS NOT IN ACCORDANCE WITH YOUR RECORDS, PLEASE NOTIFY US AT ONCE.

PLEASE CONTACT US IF THERE HAVE BEEN ANY CHANGES IN THE ACCOUNT HOLDER'S FINANCIAL CONDITION OR INVESTMENT OBJECTIVES, OR IF THE HOLDER WISHES TO IMPOSE OR MODIFY ANY RESTRICTIONS ON THE MANAGEMENT OF THIS ACCOUNT.



PLEASE RETAIN THIS STATEMENT FOR INCOME TAX PURPOSES.

IF ANY DETAIL SHOWN HEREIN IS NOT IN ACCORDANCE WITH YOUR RECORDS, PLEASE NOTIFY US AT ONCE.

PLEASE CONTACT US IF THERE HAVE BEEN ANY CHANGES IN THE ACCOUNT HOLDER'S FINANCIAL CONDITION OR INVESTMENT OBJECTIVES, OR IF THE HOLDER WISHES TO IMPOSE OR MODIFY ANY RESTRICTIONS ON THE MANAGEMENT OF THIS ACCOUNT.

**BERNARD L. MADOFF**  
 INVESTMENT SECURITIES LLC  
 New York □ London

885 Third Avenue  
 New York, NY 10022  
 (212) 230-2424  
 800 334-1343  
 Fax (212) 838-4061

Affiliated with  
 Madoff Securities International Limited  
 12 Berkeley Street  
 Mayfair, London W1J 8DT  
 Tel 020 7493 0222



**STERLING EQUITIES**

PERIOD ENDING  
**1/31/05**

YOUR ACCOUNT NUMBER  
**1-KW300-3-0**

YOUR TAX PAYER IDENTIFICATION NUMBER  
 REDACTED

PAGE  
**1**

W

| DATE | BOUGHT<br>RECEIVED OR LONG | SOLD<br>DELIVERED OR SHORT | TRN   | DESCRIPTION                        | PRICE OR SYMBOL | AMOUNT DEBITED<br>TO YOUR ACCOUNT | AMOUNT CREDITED<br>TO YOUR ACCOUNT |
|------|----------------------------|----------------------------|-------|------------------------------------|-----------------|-----------------------------------|------------------------------------|
| 1/03 |                            |                            |       | BALANCE FORWARD                    |                 |                                   | .03                                |
| 1/03 |                            |                            |       | MERCK & CO<br>DIV 12/03/04 1/03/05 | DIV             |                                   | 205.20                             |
| 1/28 | 42                         |                            | 2131  | VIACOM INC                         |                 | 2,530.50                          |                                    |
| 1/28 | 152                        |                            | 3601  | CLASS B NON VOTING SHS             |                 | 3,375.92                          |                                    |
| 1/28 | 102                        |                            | 5415  | WELLS FARGO & CO NEW               |                 | 5,424.36                          |                                    |
| 1/28 | 72                         |                            | 7885  | INTEL CORP                         |                 | 4,460.40                          |                                    |
| 1/28 | 156                        |                            | 10699 | WAL-MART STORES INC                |                 | 8,005.92                          |                                    |
| 1/28 | 86                         |                            | 12169 | JOHNSON & JOHNSON                  |                 | 3,187.16                          |                                    |
| 1/28 | 58                         |                            | 16453 | EXXON MOBIL CORP                   |                 | 2,386.12                          |                                    |
| 1/28 | 30                         |                            | 20737 | J.P. MORGAN CHASE & CO             |                 | 1,548.90                          |                                    |
| 1/28 | 22                         |                            | 25021 | COCA COLA CO                       |                 | 1,266.54                          |                                    |
| 1/28 | 18                         |                            | 29305 | MEDTRONIC INC                      |                 | 1,477.98                          |                                    |
| 1/28 | 50                         |                            | 33589 | MERRILL LYNCH & CO INC             |                 | 3,116.50                          |                                    |
| 1/28 | 54                         |                            | 37873 | 3M COMPANY                         |                 | 1,635.12                          |                                    |
| 1/28 | 264                        |                            | 42157 | ALTRIA GROUP INC                   |                 | 6,811.20                          |                                    |
| 1/28 | 26                         |                            | 46441 | MERCK & CO                         |                 | 1,413.36                          |                                    |
| 1/28 | 64                         |                            | 52192 | MICROSOFT CORP                     |                 | 4,262.40                          |                                    |
| 1/28 | 30                         |                            | 56476 | MORGAN STANLEY                     |                 | 1,861.80                          |                                    |
| 1/28 | 122                        |                            | 59293 | AMERICAN INTL GROUP INC            |                 | 1,653.10                          |                                    |
| 1/28 | 30                         |                            | 60760 | AMGEN INC                          |                 | 1,588.50                          |                                    |
|      |                            |                            |       | ORACLE CORPORATION                 |                 |                                   |                                    |
|      |                            |                            |       | AMERICAN EXPRESS COMPANY           |                 |                                   |                                    |
|      |                            |                            |       | CONTINUED ON PAGE 2                |                 |                                   |                                    |

PLEASE RETAIN THIS STATEMENT FOR INCOME TAX PURPOSES

STANDARD FORM NO. 107

UNITED STATES DEPARTMENT OF THE TREASURY  
INTERNAL SECURITY - SECURITY INFORMATION

PLEASE RETAIN THIS STATEMENT FOR INCOME TAX PURPOSES.  
IF ANY DETAIL SHOWN HEREIN IS NOT IN ACCORDANCE WITH YOUR RECORDS, PLEASE NOTIFY US AT ONCE.  
PLEASE CONTACT US IF THERE HAVE BEEN ANY CHANGES IN THE ACCOUNT HOLDER'S FINANCIAL CONDITION OR INVESTMENT OBJECTIVES, OR IF THE HOLDER WISHES TO IMPOSE OR MODIFY ANY RESTRICTIONS ON THE MANAGEMENT OF THIS ACCOUNT.

001  
002  
003  
004  
005  
006  
007  
008  
009  
010  
011  
012  
013  
014  
015  
016  
017  
018  
019  
020  
021  
022  
023  
024  
025  
026  
027  
028  
029  
030  
031  
032  
033  
034  
035  
036  
037  
038  
039  
040  
041  
042  
043  
044  
045  
046  
047  
048  
049  
050  
051  
052  
053  
054  
055  
056  
057  
058  
059  
060  
061  
062  
063  
064  
065  
066  
067  
068  
069  
070  
071  
072  
073  
074  
075  
076  
077  
078  
079  
080  
081  
082  
083  
084  
085  
086  
087  
088  
089  
090  
091  
092  
093  
094  
095  
096  
097  
098  
099  
100

Affiliated with  
 Madoff Securities International Limited  
 12 Berkeley Street  
 Mayfair, London W1J 8DT  
 Tel 020 7493 6222

885 Third Avenue  
 New York, NY 10022  
 (212) 230-2424  
 800 334-1343  
 Fax (212) 838-4061

**BERNARD L. MADOFF**  
 INVESTMENT SECURITIES LLC  
 New York  London

**STERLING EQUITIES**

PERIOD ENDING **1/31/05** PAGE **2** M

YOUR ACCOUNT NUMBER **1-KW300-3-0** YOUR TAX PAYER IDENTIFICATION NUMBER REDACTED

| DATE | BOUGHT<br>RECEIVED OR LONG | SOLD<br>DELIVERED OR SHORT | TRN   | DESCRIPTION                  | PRICE OR SYMBOL | AMOUNT DEBITED<br>TO YOUR ACCOUNT | AMOUNT CREDITED<br>TO YOUR ACCOUNT |
|------|----------------------------|----------------------------|-------|------------------------------|-----------------|-----------------------------------|------------------------------------|
| 1/28 | 40                         |                            | 63577 | PEPSICO INC                  | 53.370          | 2,134.80                          |                                    |
| 1/28 | 98                         |                            | 65044 | BANK OF AMERICA              | 45.410          | 4,450.18                          |                                    |
| 1/28 | 182                        |                            | 67861 | PFIZER INC                   | 24.420          | 4,444.44                          |                                    |
| 1/28 | 126                        |                            | 69328 | CITI GROUP INC               | 48.480          | 6,108.48                          |                                    |
| 1/28 | 62                         |                            | 72145 | PROCTER & GAMBLE CO          | 55.300          | 3,428.60                          |                                    |
| 1/28 | 160                        |                            | 73612 | CISCO SYSTEMS INC            | 17.810          | 2,849.60                          |                                    |
| 1/28 | 82                         |                            | 76429 | SBC COMMUNICATIONS INC       | 24.390          | 1,999.98                          |                                    |
| 1/28 | 60                         |                            | 77896 | DELL INC                     | 40.150          | 2,409.00                          |                                    |
| 1/28 | 112                        |                            | 80710 | TIME WARNER INC              | 18.260          | 2,045.12                          |                                    |
| 1/28 | 50                         |                            | 82180 | THE WALT DISNEY CO           | 28.230          | 1,411.50                          |                                    |
| 1/28 | 48                         |                            | 84994 | TYCO INTERNATIONAL LTD       | 35.090          | 1,684.32                          |                                    |
| 1/28 | 254                        |                            | 86464 | GENERAL ELECTRIC CO          | 35.650          | 9,055.10                          |                                    |
| 1/28 | 46                         |                            | 89278 | U S BANCORP                  | 30.070          | 1,383.22                          |                                    |
| 1/28 | 54                         |                            | 90748 | HOME DEPOT INC               | 40.530          | 2,188.62                          |                                    |
| 1/28 | 42                         |                            | 93562 | VIACOM INC                   | 37.670          | 1,582.14                          |                                    |
| 1/28 | 74                         |                            | 95032 | CLASS B NON VOTING SHS       |                 |                                   |                                    |
| 1/28 | 68                         |                            | 97846 | HEWLETT PACKARD CO           | 19.750          | 1,461.50                          |                                    |
| 1/28 | 40                         |                            | 99316 | VERIZON COMMUNICATIONS       | 36.900          | 2,509.20                          |                                    |
| 1/28 |                            | 50,000                     | 43294 | INTERNATIONAL BUSINESS MACHS | 92.070          | 3,682.80                          |                                    |
|      |                            |                            |       | U S TREASURY BILL            | 99.563          |                                   |                                    |
|      |                            |                            |       | DUE 04/07/2005               |                 |                                   |                                    |
| 1/28 |                            | 50,000                     | 47222 | U S TREASURY BILL            | 99.514          |                                   |                                    |
|      |                            |                            |       | DUE 4/07/2005                |                 |                                   |                                    |
|      |                            |                            |       | DUE 4/14/2005                |                 |                                   |                                    |
|      |                            |                            |       | CONTINUED ON PAGE 3          |                 |                                   |                                    |
|      |                            |                            |       |                              |                 |                                   | 49,781.50                          |
|      |                            |                            |       |                              |                 |                                   | 49,757.00                          |

PLEASE RETAIN THIS STATEMENT FOR INCOME TAX PURPOSES

CONFIDENTIAL

CONFIDENTIAL

PLEASE RETAIN THIS STATEMENT FOR INCOME TAX PURPOSES.

IF ANY DETAIL SHOWN HEREIN IS NOT IN ACCORDANCE WITH YOUR RECORDS, PLEASE NOTIFY US AT ONCE.

PLEASE CONTACT US IF THERE HAVE BEEN ANY CHANGES IN THE ACCOUNT HOLDER'S FINANCIAL CONDITION OR INVESTMENT OBJECTIVES, OR IF THE HOLDER WISHES TO IMPOSE OR MODIFY ANY RESTRICTIONS ON THE MANAGEMENT OF THIS ACCOUNT.

Affiliated with  
 Madoff Securities International Limited  
 12 Berkeley Street  
 Mayfair, London W1J 8DT  
 Tel 020 7493 6222

885 Third Avenue  
 New York, NY 10022  
 (212) 230-2424  
 800 334-1343  
 Fax (212) 838-4061

**BERNARD L. MADOFF**  
 INVESTMENT SECURITIES LLC  
 New York  London

**STERLING EQUITIES**

PERIOD ENDING  
**1/31/05**

YOUR ACCOUNT NUMBER  
**1-KW300-3-0**

YOUR TAX PAYER IDENTIFICATION NUMBER  
 REDACTED

PAGE  
**3**

| DATE | BOUGHT<br>RECEIVED ON LONG | SOLD<br>DELIVERED ON SHORT | TRN   | DESCRIPTION   | PRICE OR SYMBOL | AMOUNT DEBITED<br>TO YOUR ACCOUNT | AMOUNT CREDITED<br>TO YOUR ACCOUNT |
|------|----------------------------|----------------------------|-------|---|-----------------|-----------------------------------|------------------------------------|
| 1/28 |                            |                            |       | FIDELITY SPARTAN<br>U S TREASURY MONEY MARKET<br>DIV 01/28/05 | DIV             |                                   | \$1,75                             |
| 1/28 | 21,180                     |                            | 15294 | FIDELITY SPARTAN<br>U S TREASURY MONEY MARKET                 | 1               | 21,180.00                         |                                    |
| 1/28 |                            | 32,359                     | 39265 | FIDELITY SPARTAN<br>U S TREASURY MONEY MARKET                 | 1               |                                   | 32,350.00                          |
| 1/31 | 235                        |                            | 20290 | FIDELITY SPARTAN<br>U S TREASURY MONEY MARKET                 | 1               | 235.00                            |                                    |
|      |                            |                            |       | NEW BALANCE   |                 | 75.50                             |                                    |
|      |                            |                            |       | SECURITY POSITIONS  | MKT PRICE       |                                   |                                    |
|      | 50                         |                            |       | ALTRIA GROUP INC  | 63.830          |                                   |                                    |
|      | 30                         |                            |       | AMERICAN EXPRESS COMPANY                                      | 53.350          |                                   |                                    |
|      | 64                         |                            |       | AMERICAN INTL GROUP INC                                       | 66.290          |                                   |                                    |
|      | 30                         |                            |       | AMGEN INC   | 52.240          |                                   |                                    |
|      | 98                         |                            |       | BANK OF AMERICA   | 46.370          |                                   |                                    |
|      | 160                        |                            |       | CISCO SYSTEMS INC   | 18.040          |                                   |                                    |
|      | 126                        |                            |       | CITI GROUP INC  | 49.050          |                                   |                                    |
|      | 58                         |                            |       | COCA COLA CO  | 41.490          |                                   |                                    |
|      | 60                         |                            |       | DELL INC  | 41.760          |                                   |                                    |
|      | 50                         |                            |       | THE WALT DISNEY CO  | 28.630          |                                   |                                    |
|      | 156                        |                            |       | EXXON MOBIL CORP  | 51.600          |                                   |                                    |
|      | 254                        |                            |       | GENERAL ELECTRIC CO   | 36.130          |                                   |                                    |
|      |                            |                            |       | CONTINUED ON PAGE 4   |                 |                                   |                                    |

PLEASE RETAIN THIS STATEMENT FOR INCOME TAX PURPOSES



CONFIDENTIAL

CONFIDENTIAL

CONFIDENTIAL

CONFIDENTIAL

CONFIDENTIAL

CONFIDENTIAL

CONFIDENTIAL

CONFIDENTIAL

PLEASE RETAIN THIS STATEMENT FOR INCOME TAX PURPOSES.

IF ANY DETAIL SHOWN HEREIN IS NOT IN ACCORDANCE WITH YOUR RECORDS, PLEASE NOTIFY US AT ONCE.

PLEASE CONTACT US IF THERE HAVE BEEN ANY CHANGES IN THE ACCOUNT HOLDER'S FINANCIAL CONDITION OR INVESTMENT OBJECTIVES, OR IF THE HOLDER WISHES TO IMPOSE OR MODIFY ANY RESTRICTIONS ON THE MANAGEMENT OF THIS ACCOUNT.

CONFIDENTIAL

CONFIDENTIAL

**BERNARD L. MADOFF**  
INVESTMENT SECURITIES LLC  
New York □ London

865 Third Avenue  
New York, NY 10022  
(212) 230-2424  
800 334-1343  
Fax (212) 838-4061

Affiliated with  
Madoff Securities International Limited  
12 Berkeley Street  
Mayfair, London W1J 8DT  
Tel 020 7493 6222

**STERLING EQUITIES**

PERIOD ENDING  
**1/31/05**

YOUR ACCOUNT NUMBER  
**1-KW300-3-0**

YOUR TAX PAYER IDENTIFICATION NUMBER  
REDACTED

PAGE  
**4**

M

| DATE | BOUGHT<br>RECEIVED OR LONG | SOLD<br>DELIVERED OR SHORT | TRN | DESCRIPTION                                   | PRICE OR SYMBOL | AMOUNT DEBITED<br>TO YOUR ACCOUNT | AMOUNT CREDITED<br>TO YOUR ACCOUNT |
|------|----------------------------|----------------------------|-----|---|-----------------|-----------------------------------|------------------------------------|
|      | 74                         |                            |     | HEWLETT PACKARD CO                            | 19.590          |                                   |                                    |
|      | 54                         |                            |     | HOME DEPOT INC                                | 41.250          |                                   |                                    |
|      | 152                        |                            |     | INTEL CORP                                    | 22.450          |                                   |                                    |
|      | 40                         |                            |     | INTERNATIONAL BUSINESS MACHS                  | 93.420          |                                   |                                    |
|      | 86                         |                            |     | J.P. MORGAN CHASE & CO                        | 37.330          |                                   |                                    |
|      | 72                         |                            |     | JOHNSON & JOHNSON                             | 54.700          |                                   |                                    |
|      | 30                         |                            |     | MEDTRONIC INC                                 | 52.490          |                                   |                                    |
|      | 54                         |                            |     | MERCK & CO                                    | 28.050          |                                   |                                    |
|      | 22                         |                            |     | MERRILL LYNCH & CO INC                        | 60.070          |                                   |                                    |
|      | 264                        |                            |     | MICROSOFT CORP                                | 26.280          |                                   |                                    |
|      | 26                         |                            |     | MORGAN STANLEY                                | 55.960          |                                   |                                    |
|      | 122                        |                            |     | ORACLE CORPORATION                            | 13.770          |                                   |                                    |
|      | 40                         |                            |     | PEPSICO INC                                   | 53.700          |                                   |                                    |
|      | 182                        |                            |     | PFIZER INC                                    | 24.160          |                                   |                                    |
|      | 62                         |                            |     | PROCTER & GAMBLE CO                           | 53.230          |                                   |                                    |
|      | 82                         |                            |     | SBC COMMUNICATIONS INC                        | 23.760          |                                   |                                    |
|      | 21,415                     |                            |     | FIDELITY SPARTAN<br>U S TREASURY MONEY MARKET | 1               |                                   |                                    |
|      | 18                         |                            |     | 3M COMPANY                                    | 84.360          |                                   |                                    |
|      | 112                        |                            |     | TIME WARNER INC                               | 18              |                                   |                                    |
|      | 48                         |                            |     | TYCO INTERNATIONAL LTD                        | 36.140          |                                   |                                    |
|      | 46                         |                            |     | U S BANCORP                                   | 30.050          |                                   |                                    |
|      | 68                         |                            |     | VERIZON COMMUNICATIONS                        | 35.590          |                                   |                                    |
|      | 42                         |                            |     | VIACOM INC                                    | 37.340          |                                   |                                    |
|      |                            |                            |     | CLASS B NON VOTING SHS                        |                 |                                   |                                    |
|      |                            |                            |     | CONTINUED ON PAGE 5                           |                 |                                   |                                    |

PLEASE RETAIN THIS STATEMENT FOR INCOME TAX PURPOSES

CONFIDENTIAL

PLEASE RETAIN THIS STATEMENT FOR INCOME TAX PURPOSES.

IF ANY DETAIL SHOWN HEREIN IS NOT IN ACCORDANCE WITH YOUR RECORDS, PLEASE NOTIFY US AT ONCE.

PLEASE CONTACT US IF THERE HAVE BEEN ANY CHANGES IN THE ACCOUNT HOLDERS FINANCIAL CONDITION OR INVESTMENT OBJECTIVES, OR IF THE HOLDER WISHES TO IMPOSE OR MODIFY ANY RESTRICTIONS ON THE MANAGEMENT OF THIS ACCOUNT.

Affiliated with  
 Madoff Securities International Limited  
 12 Berkeley Street  
 Mayfair, London W1J 8DT  
 Tel 020 7493 6222

885 Third Avenue  
 New York, NY 10022  
 (212) 230-2424  
 800 334-1343  
 Fax (212) 838-4061

**BERNARD L. MADOFF**  
 INVESTMENT SECURITIES LLC  
 New York  London



**STERLING EQUITIES**

PERIOD ENDING  
**1/31/05**

PAGE  
**5**

M

YOUR ACCOUNT NUMBER  
**1-KW300-3-0**

YOUR TAX PAYER IDENTIFICATION NUMBER  
 REDACTED

| DATE | BOUGHT<br>RECEIVED OR LONG | SOLD<br>DELIVERED OR SHORT | TRN | DESCRIPTION  | PRICE OR SYMBOL  | AMOUNT DEBITED<br>TO YOUR ACCOUNT | AMOUNT CREDITED<br>TO YOUR ACCOUNT |
|------|----------------------------|----------------------------|-----|--|------------------|-----------------------------------|------------------------------------|
|      | 102<br>42                  |                            |     | WAL-MART STORES INC<br>WELLS FARGO & CO NEW<br>MARKET VALUE OF SECURITIES<br>LONG<br>133,030.30<br>SHORT | 52.400<br>51.300 |                                   |                                    |

PLEASE RETAIN THIS STATEMENT FOR INCOME TAX PURPOSES

CONFIDENTIAL

CONFIDENTIAL

CONFIDENTIAL

PLEASE RETAIN THIS STATEMENT FOR INCOME TAX PURPOSES.

IF ANY DETAIL SHOWN HEREIN IS NOT IN ACCORDANCE WITH YOUR RECORDS, PLEASE NOTIFY US AT ONCE.

PLEASE CONTACT US IF THERE HAVE BEEN ANY CHANGES IN THE ACCOUNT HOLDER'S FINANCIAL CONDITION OR INVESTMENT OBJECTIVES, OR IF THE HOLDER WISHES TO IMPOSE OR MODIFY ANY RESTRICTIONS ON THE MANAGEMENT OF THIS ACCOUNT.

**BERNARD L. MADOFF**  
 INVESTMENT SECURITIES LLC  
 New York  London

885 Third Avenue  
 New York, NY 10022  
 (212) 230-2424  
 800 334-1343  
 Fax (212) 838-4061

Affiliated with  
 Madoff Securities International Limited  
 12 Berkeley Street  
 Mayfair, London W1J 8DT  
 Tel 020 7493 6222

**STERLING EQUITIES**

PERIOD ENDING  
**1/31/95**

PAGE  
**6**

M

YOUR ACCOUNT NUMBER  
**1-KW300-3-0**

YOUR TAX PAYER IDENTIFICATION NUMBER  
 REDACTED

| DATE | BOUGHT<br>RECEIVED OR LONG | SOLD<br>DELIVERED OR SHORT | TRN | DESCRIPTION   | PRICE OR SYMBOL | AMOUNT DEBITED<br>TO YOUR ACCOUNT | AMOUNT CREDITED<br>TO YOUR ACCOUNT |
|------|----------------------------|----------------------------|-----|---|-----------------|-----------------------------------|------------------------------------|
|      |                            |                            |     | <b>YEAR-TO-DATE SUMMARY</b><br><br>DIVIDENDS<br>GROSS PROCEEDS FROM SALES |                 |                                   | 276.35<br>99,538.50                |

PLEASE RETAIN THIS STATEMENT FOR INCOME TAX PURPOSES

CONFIDENTIAL

STATEMENT OF INVESTMENT

ACCOUNT INFORMATION

PLEASE RETAIN THIS STATEMENT FOR INCOME TAX PURPOSES.

IF ANY DETAIL SHOWN HEREIN IS NOT IN ACCORDANCE WITH YOUR RECORDS, PLEASE NOTIFY US AT ONCE.

PLEASE CONTACT US IF THERE HAVE BEEN ANY CHANGES IN THE ACCOUNT HOLDER'S FINANCIAL CONDITION OR INVESTMENT OBJECTIVES, OR IF THE HOLDER WISHES TO IMPOSE OR MODIFY ANY RESTRICTIONS ON THE MANAGEMENT OF THIS ACCOUNT.

885 Third Avenue  
 New York, NY 10022  
 (212) 230-2424  
 800 334-1343  
 Fax (212) 838-4061

Madoff Securities International Limited  
 12 Berkeley Street  
 Mayfair, London W1J 8DT  
 Tel 020 7493 6222

**BERNARD L. MADOFF**  
 INVESTMENT SECURITIES LLC  
 New York  London

**STERLING EQUITIES**

PERIOD ENDING  
**11/30/08**

PAGE  
**1**

M

YOUR ACCOUNT NUMBER  
**1-KW300-3-0**

YOUR TAX PAYER IDENTIFICATION NUMBER  
 REDACTED

| DATE  | BOUGHT<br>RECEIVED OR LONG | SOLD<br>DELIVERED OR SHORT | TRN   | DESCRIPTION                  | PRICE OR SYMBOL | AMOUNT DEBITED<br>TO YOUR ACCOUNT | AMOUNT CREDITED<br>TO YOUR ACCOUNT |
|-------|----------------------------|----------------------------|-------|------------------------------|-----------------|-----------------------------------|------------------------------------|
| 11/12 | 90                         |                            |       | BALANCE FORWARD              |                 | 44,342.90                         |                                    |
| 11/12 | 78                         |                            | 77    | HEWLETT PACKARD CO           | 34.900          | 3,144.00                          |                                    |
| 11/12 | 51                         |                            | 3901  | WAL-MART STORES INC          | 55.830          | 4,357.74                          |                                    |
| 11/12 | 189                        |                            | 4403  | INTERNATIONAL BUSINESS MACHS | 87.270          | 4,452.77                          |                                    |
| 11/12 | 207                        |                            | 8227  | EXXON MOBIL CORP             | 72.880          | 13,781.32                         |                                    |
| 11/12 | 99                         |                            | 8729  | INTEL CORP                   | 14.510          | 3,011.57                          |                                    |
| 11/12 | 135                        |                            | 13055 | JOHNSON & JOHNSON            | 59.580          | 5,901.42                          |                                    |
| 11/12 | 72                         |                            | 17380 | J.P. MORGAN CHASE & CO       | 38.530          | 5,206.55                          |                                    |
| 11/12 | 42                         |                            | 21706 | COCA COLA CO                 | 44.660          | 3,217.52                          |                                    |
| 11/12 | 78                         |                            | 26032 | MCDONALDS CORP               | 55.370          | 2,326.54                          |                                    |
| 11/12 | 285                        |                            | 30358 | MERCK & CO                   | 28.550          | 2,229.90                          |                                    |
| 11/12 | 144                        |                            | 34684 | MICROSOFT CORP               | 21.810          | 6,226.85                          |                                    |
| 11/12 | 57                         |                            | 39010 | ORACLE CORPORATION           | 17.300          | 2,496.20                          |                                    |
| 11/12 | 33                         |                            | 51988 | PEPSICO INC                  | 56.410          | 3,217.37                          |                                    |
| 11/12 | 243                        |                            | 52490 | APPLE INC                    | 100.780         | 3,326.74                          |                                    |
| 11/12 | 57                         |                            | 56314 | PFIZER INC                   | 16.940          | 4,125.42                          |                                    |
| 11/12 | 108                        |                            | 56816 | ABBOTT LABORATORIES          | 54.610          | 3,114.77                          |                                    |
| 11/12 | 39                         |                            | 60640 | PROCTER & GAMBLE CO          | 64.080          | 6,924.64                          |                                    |
| 11/12 | 75                         |                            | 61142 | AMGEN INC                    | 59.160          | 2,308.24                          |                                    |
| 11/12 | 180                        |                            | 64966 | PHILLIP MORRIS INTERNATIONAL | 43.600          | 3,273.00                          |                                    |
| 11/12 | 60                         |                            | 65468 | BANK OF AMERICA              | 21.590          | 3,893.20                          |                                    |
| 11/12 | 195                        |                            | 69292 | QUALCOMM INC                 | 33.770          | 2,028.20                          |                                    |
| 11/12 | 45                         |                            | 69794 | CITI GROUP INC               | 12.510          | 2,446.45                          |                                    |
| 11/12 |                            |                            | 73618 | SCHLUMBERGER LTD             | 49.480          | 2,227.60                          |                                    |
|       |                            |                            |       | CONTINUED ON PAGE 2          |                 |                                   |                                    |

PLEASE RETAIN THIS STATEMENT FOR INCOME TAX PURPOSES



PLEASE RETAIN THIS STATEMENT FOR INCOME TAX PURPOSES.

IF ANY DETAIL SHOWN HEREIN IS NOT IN ACCORDANCE WITH YOUR RECORDS, PLEASE NOTIFY US AT ONCE.

PLEASE CONTACT US IF THERE HAVE BEEN ANY CHANGES IN THE ACCOUNT HOLDER'S FINANCIAL CONDITION OR INVESTMENT OBJECTIVES, OR IF THE HOLDER WISHES TO IMPOSE OR MODIFY ANY RESTRICTIONS ON THE MANAGEMENT OF THIS ACCOUNT.

885 Third Avenue  
 New York, NY 10022  
 (212) 230-2424  
 800 334-1343  
 Fax (212) 838-4061

885 Third Avenue  
 New York, NY 10022  
 (212) 230-2424  
 800 334-1343  
 Fax (212) 838-4061

**BERNARD L. MADOFF**  
 INVESTMENT SECURITIES LLC  
 New York □ London



STERLING EQUITIES

STERLING EQUITIES

Affiliated with  
 Madoff Securities International Limited  
 12 Berkeley Street  
 Mayfair, London W1J 8DT  
 Tel 020 7493 6222

PERIOD ENDING  
**11/30/08**

PAGE  
**2**

YOUR ACCOUNT NUMBER  
**1-KW300-3-0**

YOUR TAX PAYER IDENTIFICATION NUMBER  
 REDACTED

AMOUNT CREDITED TO YOUR ACCOUNT  
**99,936.00**

AMOUNT DEBITED TO YOUR ACCOUNT  
**26,620.00**

AMOUNT CREDITED TO YOUR ACCOUNT  
**77.46**

AMOUNT CREDITED TO YOUR ACCOUNT  
**63,065.00**

AMOUNT CREDITED TO YOUR ACCOUNT  
**3.27**

| DATE  | BOUGHT RECEIVED OR LONG | SOLD DELIVERED OR SHORT | TRN   | DESCRIPTION               | PRICE OR SYMBOL | AMOUNT DEBITED TO YOUR ACCOUNT | AMOUNT CREDITED TO YOUR ACCOUNT |
|-------|-------------------------|-------------------------|-------|---------------------------|-----------------|--------------------------------|---------------------------------|
| 11/12 | 108                     |                         | 74120 | COMCAST CORP              | 16.510          | 1,787.08                       |                                 |
| 11/12 | 213                     |                         | 77944 | CL A                      | 27              | 5,759.00                       |                                 |
| 11/12 | 54                      |                         | 78446 | AT&T INC                  | 52.510          | 2,837.54                       |                                 |
| 11/12 | 36                      |                         | 82270 | CONOCOPHILIPS             | 52.040          | 1,874.44                       |                                 |
| 11/12 | 219                     |                         | 82772 | UNITED PARCEL SVC INC     | 16.730          | 3,671.87                       |                                 |
| 11/12 | 63                      |                         | 86596 | CLASS B                   | 29.530          | 1,862.39                       |                                 |
| 11/12 | 75                      |                         | 87098 | CISCO SYSTEMS INC         | 73.430          | 5,510.25                       |                                 |
| 11/12 | 36                      |                         | 90922 | U S BANCORP               | 53.160          | 1,914.76                       |                                 |
| 11/12 | 381                     |                         | 91424 | CHEVRON CORP              | 19.630          | 7,494.03                       |                                 |
| 11/12 | 102                     |                         | 95248 | UNITED TECHNOLOGIES CORP  | 30.410          | 3,105.82                       |                                 |
| 11/12 | 9                       |                         | 95750 | GENERAL ELECTRIC CO       | 337.400         | 3,036.60                       |                                 |
| 11/12 | 126                     |                         | 99574 | VERIZON COMMUNICATIONS    | 29.800          | 3,759.80                       |                                 |
| 11/12 |                         | 100,000                 | 22186 | GOOGLE                    | 99.936          |                                | 99,936.00                       |
| 11/12 |                         |                         |       | WELLS FARGO & CO NEW      |                 |                                |                                 |
| 11/12 |                         |                         |       | U S TREASURY BILL         |                 |                                |                                 |
| 11/12 |                         |                         |       | DUE 2/12/2009             |                 |                                |                                 |
| 11/12 |                         |                         |       | 2/12/2009                 |                 |                                |                                 |
| 11/12 |                         |                         |       | FIDELITY SPARTAN          |                 |                                |                                 |
| 11/12 |                         |                         |       | U S TREASURY MONEY MARKET |                 |                                |                                 |
| 11/12 |                         | 63,065                  | 17285 | DIV 11/12/08              | DIV             |                                | 77.46                           |
| 11/12 |                         |                         |       | FIDELITY SPARTAN          |                 |                                |                                 |
| 11/12 | 26,620                  |                         | 26654 | U S TREASURY MONEY MARKET | 1               | 26,620.00                      |                                 |
| 11/12 |                         |                         |       | FIDELITY SPARTAN          |                 |                                |                                 |
| 11/12 |                         |                         |       | U S TREASURY MONEY MARKET |                 |                                |                                 |
| 11/12 |                         |                         |       | FIDELITY SPARTAN          |                 |                                |                                 |
| 11/12 |                         |                         |       | U S TREASURY MONEY MARKET |                 |                                |                                 |
| 11/12 |                         |                         |       | FIDELITY SPARTAN          |                 |                                |                                 |
| 11/12 |                         |                         |       | U S TREASURY MONEY MARKET |                 |                                |                                 |
| 11/12 |                         |                         |       | DIV 11/19/08              |                 |                                |                                 |
| 11/19 |                         |                         |       | CONTINUED ON PAGE 3       |                 |                                | 3.27                            |

PLEASE RETAIN THIS STATEMENT FOR INCOME TAX PURPOSES

PLEASE RETAIN THIS STATEMENT FOR INCOME TAX PURPOSES.

IF ANY DETAIL SHOWN HEREIN IS NOT IN ACCORDANCE WITH YOUR RECORDS, PLEASE NOTIFY US AT ONCE.

PLEASE CONTACT US IF THERE HAVE BEEN ANY CHANGES IN THE ACCOUNT HOLDER'S FINANCIAL CONDITION OR INVESTMENT OBJECTIVES, OR IF THE HOLDER WISHES TO IMPOSE OR MODIFY ANY RESTRICTIONS ON THE MANAGEMENT OF THIS ACCOUNT.

**MADF**  
**BERNARD L. MADOFF**  
 INVESTMENT SECURITIES LLC  
 New York  London

885 Third Avenue  
 New York, NY 10022  
 (212) 230-2424  
 800 334-1343  
 Fax (212) 838-4061

Affiliated with  
 Madoff Securities International Limited  
 12 Berkeley Street  
 Mayfair, London W1J 8DT  
 Tel 020 7493 6222

**STERLING EQUITIES**

PERIOD ENDING  
**11/30/08**

PAGE  
**3**

M

YOUR ACCOUNT NUMBER  
**1-KM300-3-0**

YOUR TAX PAYER IDENTIFICATION NUMBER  
 REDACTED

| DATE  | BOUGHT<br>RECEIVED OR LONG | SOLD<br>DELIVERED OR SHORT | TRN   | DESCRIPTION  | PRICE OR SYMBOL | AMOUNT DEBITED<br>TO YOUR ACCOUNT | AMOUNT CREDITED<br>TO YOUR ACCOUNT |
|-------|----------------------------|----------------------------|-------|--|-----------------|-----------------------------------|------------------------------------|
| 11/19 |                            | 26,620                     | 52056 | FIDELITY SPARTAN   | 1               |                                   |                                    |
| 11/19 | 25,000                     |                            | 56637 | U S TREASURY MONEY MARKET<br>U S TREASURY BILL<br>DUE 03/26/2009 | 99.926          | 24,981.50                         | 26,620.00                          |
| 11/19 | 10,630                     |                            | 61095 | FIDELITY SPARTAN<br>U S TREASURY MONEY MARKET<br>NEW BALANCE     | 1               | 10,630.00                         |                                    |
|       |                            |                            |       | SECURITY POSITIONS   | MKT PRICE       | 52,724.26                         |                                    |
|       | 213                        |                            |       | AT&T INC   | 28.560          |                                   |                                    |
|       | 57                         |                            |       | ABBOTT LABORATORIES  | 52.390          |                                   |                                    |
|       | 39                         |                            |       | AMGEN INC  | 55.540          |                                   |                                    |
|       | 33                         |                            |       | APPLE INC  | 92.670          |                                   |                                    |
|       | 180                        |                            |       | BANK OF AMERICA  | 16.250          |                                   |                                    |
|       | 75                         |                            |       | CHEVRON CORP   | 79.010          |                                   |                                    |
|       | 219                        |                            |       | CISCO SYSTEMS INC  | 16.540          |                                   |                                    |
|       | 195                        |                            |       | CITI GROUP INC   | 8.290           |                                   |                                    |
|       | 72                         |                            |       | COCA COLA CO   | 46.870          |                                   |                                    |
|       | 108                        |                            |       | COMCAST CORP   | 17.340          |                                   |                                    |
|       |                            |                            |       | CL A   |                 |                                   |                                    |
|       | 54                         |                            |       | CONOCOPHILIPS  | 52.520          |                                   |                                    |
|       | 189                        |                            |       | EXXON MOBIL CORP   | 80.150          |                                   |                                    |
|       | 381                        |                            |       | GENERAL ELECTRIC CO  | 17.170          |                                   |                                    |
|       |                            |                            |       | CONTINUED ON PAGE 4  |                 |                                   |                                    |

PLEASE RETAIN THIS STATEMENT FOR INCOME TAX PURPOSES

PLEASE RETAIN THIS STATEMENT FOR INCOME TAX PURPOSES.

IF ANY DETAIL SHOWN HEREIN IS NOT IN ACCORDANCE WITH YOUR RECORDS, PLEASE NOTIFY US AT ONCE.

PLEASE CONTACT US IF THERE HAVE BEEN ANY CHANGES IN THE ACCOUNT HOLDER'S FINANCIAL CONDITION OR INVESTMENT OBJECTIVES, OR IF THE HOLDER WISHES TO IMPOSE OR MODIFY ANY RESTRICTIONS ON THE MANAGEMENT OF THIS ACCOUNT.

Affiliated with  
 Madoff Securities International Limited  
 12 Berkeley Street  
 Mayfair, London W1J 8DT  
 Tel 020 7493 6222

885 Third Avenue  
 New York, NY 10022  
 (212) 230-2424  
 800 334-1343  
 Fax (212) 838-4061

**BERNARD L. MADOFF**  
 INVESTMENT SECURITIES LLC  
 New York □ London

**STERLING EQUITIES**

PERIOD ENDING  
**11/30/08**

PAGE  
**4**

M

YOUR ACCOUNT NUMBER  
**1-KW300-3-0**

YOUR TAX PAYER IDENTIFICATION NUMBER  
 REDACTED

| DATE | BOUGHT<br>RECEIVED OR LONG | SOLD<br>DELIVERED OR SHORT | TRN | DESCRIPTION                                    | PRICE OR SYMBOL | AMOUNT DEBITED<br>TO YOUR ACCOUNT | AMOUNT CREDITED<br>TO YOUR ACCOUNT |
|------|----------------------------|----------------------------|-----|--|-----------------|-----------------------------------|------------------------------------|
|      | 9                          |                            |     | GOOGLE   | 292.960         |                                   |                                    |
|      | 90                         |                            |     | HEWLETT PACKARD CO                             | 35.280          |                                   |                                    |
|      | 207                        |                            |     | INTEL CORP                                     | 13.800          |                                   |                                    |
|      | 51                         |                            |     | INTERNATIONAL BUSINESS MACHS                   | 81.600          |                                   |                                    |
|      | 135                        |                            |     | J.P. MORGAN CHASE & CO                         | 31.660          |                                   |                                    |
|      | 99                         |                            |     | JOHNSON & JOHNSON                              | 58.580          |                                   |                                    |
|      | 42                         |                            |     | MCDONALDS CORP                                 | 58.750          |                                   |                                    |
|      | 78                         |                            |     | MERCK & CO                                     | 26.720          |                                   |                                    |
|      | 285                        |                            |     | MICROSOFT CORP                                 | 20.220          |                                   |                                    |
|      | 144                        |                            |     | ORACLE CORPORATION                             | 16.090          |                                   |                                    |
|      | 57                         |                            |     | PEPSICO INC                                    | 56.700          |                                   |                                    |
|      | 243                        |                            |     | PFIZER INC                                     | 16.430          |                                   |                                    |
|      | 75                         |                            |     | PHILLIP MORRIS INTERNATIONAL                   | 42.160          |                                   |                                    |
|      | 108                        |                            |     | PROCTER & GAMBLE CO                            | 64.350          |                                   |                                    |
|      | 60                         |                            |     | QUALCOMM INC                                   | 33.570          |                                   |                                    |
|      | 45                         |                            |     | SCHLUMBERGER LTD                               | 50.740          |                                   |                                    |
|      | 10,630                     |                            |     | FIDELITY SPARTAN<br>U S TREASURY MONEY MARKET  | 1               |                                   |                                    |
|      | 63                         |                            |     | U S BANCORP                                    | 26.980          |                                   |                                    |
|      | 36                         |                            |     | UNITED PARCEL SVC INC                          | 57.600          |                                   |                                    |
|      | 25,000                     |                            |     | CLASS B<br>U S TREASURY BILL<br>DUE 03/26/2009 | 99.971          |                                   |                                    |
|      | 36                         |                            |     | UNITED TECHNOLOGIES CORP<br>3/26/2009          | 48.530          |                                   |                                    |
|      |                            |                            |     | CONTINUED ON PAGE 5                            |                 |                                   |                                    |

PLEASE RETAIN THIS STATEMENT FOR INCOME TAX PURPOSES

PLEASE RETAIN THIS STATEMENT FOR INCOME TAX PURPOSES.

IF ANY DETAIL SHOWN HEREIN IS NOT IN ACCORDANCE WITH YOUR RECORDS, PLEASE NOTIFY US AT ONCE.

PLEASE CONTACT US IF THERE HAVE BEEN ANY CHANGES IN THE ACCOUNT HOLDER'S FINANCIAL CONDITION OR INVESTMENT OBJECTIVES, OR IF THE HOLDER WISHES TO IMPOSE OR MODIFY ANY RESTRICTIONS ON THE MANAGEMENT OF THIS ACCOUNT.

Affiliated with  
 Madoff Securities International Limited  
 12 Berkeley Street  
 Mayfair, London W1J 8DT  
 Tel 020 7493 6222

885 Third Avenue  
 New York, NY 10022  
 (212) 230-2424  
 800 334-1343  
 Fax (212) 838-4061

**BERNARD L. MADOFF**  
 INVESTMENT SECURITIES LLC  
 New York  London



**STERLING EQUITIES**

PERIOD ENDING  
**11/30/08**

PAGE  
**5**

M

YOUR ACCOUNT NUMBER  
**1-KW300-3-0**

YOUR TAX PAYER IDENTIFICATION NUMBER  
 REDACTED

| DATE | BOUGHT<br>RECEIVED OR LONG | SOLD<br>DELIVERED OR SHORT | TRN | DESCRIPTION                        | PRICE OR SYMBOL | AMOUNT DEBITED<br>TO YOUR ACCOUNT | AMOUNT CREDITED<br>TO YOUR ACCOUNT |
|------|----------------------------|----------------------------|-----|------------------------------------|-----------------|-----------------------------------|------------------------------------|
|      | 102                        |                            |     | VERIZON COMMUNICATIONS             | 32.650          |                                   |                                    |
|      | 78                         |                            |     | WAL-MART STORES INC                | 55.880          |                                   |                                    |
|      | 126                        |                            |     | WELLS FARGO & CO NEW               | 28.890          |                                   |                                    |
|      |                            |                            |     | MARKET VALUE OF SECURITIES<br>LONG |                 |                                   |                                    |
|      |                            |                            |     | SHORT                              |                 |                                   |                                    |
|      |                            |                            |     | 167,797.62                         |                 |                                   |                                    |

*orig. st. 3/01*

PLEASE RETAIN THIS STATEMENT FOR INCOME TAX PURPOSES



PLEASE RETAIN THIS STATEMENT FOR INCOME TAX PURPOSES.

IF ANY DETAIL SHOWN HEREIN IS NOT IN ACCORDANCE WITH YOUR RECORDS, PLEASE NOTIFY US AT ONCE.

PLEASE CONTACT US IF THERE HAVE BEEN ANY CHANGES IN THE ACCOUNT HOLDER'S FINANCIAL CONDITION OR INVESTMENT OBJECTIVES, OR IF THE HOLDER WISHES TO IMPOSE OR MODIFY ANY RESTRICTIONS ON THE MANAGEMENT OF THIS ACCOUNT.

885 Third Avenue  
 New York, NY 10022  
 (212) 230-2424  
 800 334-1343  
 Fax (212) 838-4061

885 Third Avenue  
 New York, NY 10022  
 (212) 230-2424  
 800 334-1343  
 Fax (212) 838-4061

**BERNARD L. MADOFF**  
 INVESTMENT SECURITIES LLC  
 New York  London



**STERLING EQUITIES**

Affiliated with  
 Madoff Securities International Limited  
 12 Berkeley Street  
 Mayfair, London W1J 8DT  
 Tel 020 7493 6222

PERIOD ENDING  
**11/30/08**

PAGE  
**6**

YOUR ACCOUNT NUMBER  
**1-KW300-3-0**

YOUR TAX PAYER IDENTIFICATION NUMBER  
 REDACTED

M

| DATE | BOUGHT<br>RECEIVED OR LONG | SOLD<br>DELIVERED OR SHORT | TRN | DESCRIPTION   | PRICE OR SYMBOL | AMOUNT DEBITED<br>TO YOUR ACCOUNT | AMOUNT CREDITED<br>TO YOUR ACCOUNT       |
|------|----------------------------|----------------------------|-----|---|-----------------|-----------------------------------|--|
|      |                            |                            |     | <b>YEAR-TO-DATE SUMMARY</b><br><br><b>DIVIDENDS</b><br><b>GROSS PROCEEDS FROM SALES</b> |                 |                                   | <b>11,400.81</b><br><b>10,507,109.24</b> |

PLEASE RETAIN THIS STATEMENT FOR INCOME TAX PURPOSES

PLEASE RETAIN THIS STATEMENT FOR INCOME TAX PURPOSES.


IF ANY DETAIL SHOWN HEREIN IS NOT IN ACCORDANCE WITH YOUR RECORDS, PLEASE NOTIFY US AT ONCE.

PLEASE CONTACT US IF THERE HAVE BEEN ANY CHANGES IN THE ACCOUNT HOLDER'S FINANCIAL CONDITION OR INVESTMENT OBJECTIVES, OR IF THE HOLDER WISHES TO IMPOSE OR MODIFY ANY RESTRICTIONS ON THE MANAGEMENT OF THIS ACCOUNT.

885 Third Avenue  
 New York, NY 10022  
 (212) 230-2424  
 800 334-1343  
 Fax (212) 838-4061

885 Third Avenue  
 New York, NY 10022  
 (212) 230-2424  
 800 334-1343  
 Fax (212) 838-4061

**BERNARD L. MADOFF**  
 INVESTMENT SECURITIES LLC  
 New York  London




**STERLING EQUITIES**

885 Third Avenue  
 New York, NY 10022  
 (212) 230-2424  
 800 334-1343  
 Fax (212) 838-4061

885 Third Avenue  
 New York, NY 10022  
 (212) 230-2424  
 800 334-1343  
 Fax (212) 838-4061

**BERNARD L. MADOFF**  
 INVESTMENT SECURITIES LLC  
 New York  London




**STERLING EQUITIES**

885 Third Avenue  
 New York, NY 10022  
 (212) 230-2424  
 800 334-1343  
 Fax (212) 838-4061

885 Third Avenue  
 New York, NY 10022  
 (212) 230-2424  
 800 334-1343  
 Fax (212) 838-4061

**BERNARD L. MADOFF**  
 INVESTMENT SECURITIES LLC  
 New York  London




**STERLING EQUITIES**

885 Third Avenue  
 New York, NY 10022  
 (212) 230-2424  
 800 334-1343  
 Fax (212) 838-4061

885 Third Avenue  
 New York, NY 10022  
 (212) 230-2424  
 800 334-1343  
 Fax (212) 838-4061

**BERNARD L. MADOFF**  
 INVESTMENT SECURITIES LLC  
 New York  London



**STERLING EQUITIES**

PERIOD ENDING  
**11/30/08**

PAGE  
**1**

YOUR ACCOUNT NUMBER  
**1-KW300-4-0**

YOUR TAX PAYER IDENTIFICATION NUMBER  
 REDACTED

M

| DATE  | BOUGHT<br>RECEIVED OR LONG | SOLD<br>DELIVERED OR SHORT | TRN   | DESCRIPTION                          | PRICE OR SYMBOL | AMOUNT DEBITED<br>TO YOUR ACCOUNT | AMOUNT CREDITED<br>TO YOUR ACCOUNT |
|-------|----------------------------|----------------------------|-------|--------------------------------------|-----------------|-----------------------------------|------------------------------------|
| 11/12 |                            |                            |       | BALANCE FORWARD                      |                 |                                   | 44,343.00                          |
| 11/12 | 3                          |                            | 43336 | S & P 100 INDEX<br>NOVEMBER 460 CALL | 15.800          |                                   | 4,737.00                           |
| 11/12 | 3                          |                            | 47662 | S & P 100 INDEX<br>NOVEMBER 450 PUT  | 17.800          | 5,343.00                          |                                    |
| 11/19 |                            |                            |       | S & P 100 INDEX<br>DECEMBER 430 CALL | 26              |                                   | 7,797.00                           |
| 11/19 | 3                          |                            | 33766 | S & P 100 INDEX<br>DECEMBER 420 PUT  | 30              | 9,003.00                          |                                    |
| 11/19 | 3                          |                            | 38091 | S & P 100 INDEX<br>NOVEMBER 460 CALL | 3               | 903.00                            |                                    |
| 11/19 | 3                          |                            | 42416 | S & P 100 INDEX<br>NOVEMBER 450 PUT  | 37              |                                   | 11,097.00                          |
| 11/19 |                            |                            |       | NEW BALANCE                          |                 |                                   | 52,725.00                          |
|       |                            |                            |       | SECURITY POSITIONS                   |                 |                                   |                                    |
|       |                            |                            |       | S & P 100 INDEX                      | MKT PRICE       |                                   |                                    |
|       |                            |                            |       | DECEMBER 430 CALL                    | 23.300          |                                   |                                    |
|       |                            |                            |       | S & P 100 INDEX                      | 16.500          |                                   |                                    |
|       |                            |                            |       | DECEMBER 420 PUT                     |                 |                                   |                                    |
|       |                            |                            |       | MARKET VALUE OF SECURITIES           |                 |                                   |                                    |
|       |                            |                            |       | LONG                                 |                 |                                   | 4,950.00                           |
|       |                            |                            |       | SHORT                                |                 |                                   | 6,990.00-                          |

*DYCH*

PLEASE RETAIN THIS STATEMENT FOR INCOME TAX PURPOSES

PLEASE RETAIN THIS STATEMENT FOR INCOME TAX PURPOSES.

IF ANY DETAIL SHOWN HEREIN IS NOT IN ACCORDANCE WITH YOUR RECORDS, PLEASE NOTIFY US AT ONCE.

PLEASE CONTACT US IF THERE HAVE BEEN ANY CHANGES IN THE ACCOUNT HOLDER'S FINANCIAL CONDITION OR INVESTMENT OBJECTIVES, OR IF THE HOLDER WISHES TO IMPOSE OR MODIFY ANY RESTRICTIONS ON THE MANAGEMENT OF THIS ACCOUNT.