



US006411943B1

(12) **United States Patent**  
**Crawford**

(10) **Patent No.:** **US 6,411,943 B1**

(45) **Date of Patent:** **\*Jun. 25, 2002**

(54) **INTERNET ONLINE BACKUP SYSTEM PROVIDES REMOTE STORAGE FOR CUSTOMERS USING IDS AND PASSWORDS WHICH WERE INTERACTIVELY ESTABLISHED WHEN SIGNING UP FOR BACKUP SERVICES**

3,934,079 A	1/1976	Barnhart	725/131
4,278,837 A	7/1981	Best	178/22.09
4,319,079 A	3/1982	Best	178/22.09
4,465,901 A	8/1984	Best	178/22.09

(List continued on next page.)

(76) **Inventor:** **Christopher M. Crawford, 4001 47th St., NW., Apt. 2, Washington, DC (US) 20016**

**FOREIGN PATENT DOCUMENTS**

JP 8-205119 \* 8/1996

(\*) **Notice:** Subject to any disclaimer, the term of this patent is extended or adjusted under 35 U.S.C. 154(b) by 0 days.

**OTHER PUBLICATIONS**

This patent is subject to a terminal disclaimer.

Valauskas: "Access to Information: Two Catalysts for Change"; Online, Mar. 1992, v16, n2. pp. 96-98.\*

(21) **Appl. No.:** **09/644,546**

:New Compaq ENSA Storage Solutions Enable NonStop eBusiness. (Enterprise Network Storage Architecture; Smart Array 4200 controller and Storage Works Raid Array 4000)(Product Announcement); Edge: Work-Group Computing Report, Jul. 26, 1996.\*

(22) **Filed:** **Aug. 24, 2000**

**Related U.S. Application Data**

(List continued on next page.)

(60) Continuation of application No. 09/417,896, filed on Oct. 14, 1999, now Pat. No. 6,327,579, which is a division of application No. 09/159,492, filed on Sep. 23, 1998, now Pat. No. 6,014,651, which is a division of application No. 08/813,612, filed on Mar. 10, 1997, now Pat. No. 5,901,228, which is a division of application No. 08/145,825, filed on Nov. 4, 1993, now Pat. No. 5,771,354.

*Primary Examiner*—Edward R. Cosimano

(74) *Attorney, Agent, or Firm*—Nixon & Vanderhye P.C.

(51) **Int. Cl.**<sup>7</sup> ..... **G06F 17/60**  
 (52) **U.S. Cl.** ..... **705/400; 705/30; 705/34**  
 (58) **Field of Search** ..... **379/90.01, 93.01, 379/93.02, 111, 114; 705/30, 34, 400; 709/209, 217, 218, 219**

(57) **ABSTRACT**


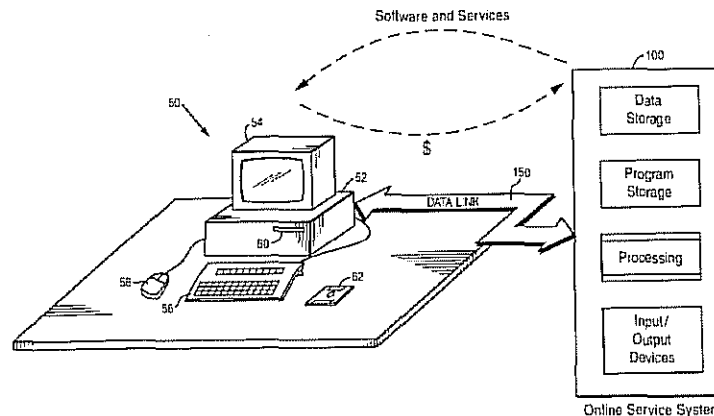
A user can use his personal computer to call up an on-line service system over a telecommunications link such as a telephone line. The On-line system provides all sorts of useful services to the personal computer such as antiviral protection, auxiliary processing capabilities, and other features that are impractical or inconvenient to provide locally.

(56) **References Cited**

**U.S. PATENT DOCUMENTS**

3,718,906 A	2/1973	Lightner	379/77
3,917,934 A	* 11/1975	Goto	705/418

**49 Claims, 63 Drawing Sheets**



## U.S. PATENT DOCUMENTS

4,528,643	A	7/1985	Freeny, Jr. ....	364/900	5,732,401	A	*	3/1998	Conway .....	705/29
4,649,479	A	3/1987	Advani et al. ....	395/681	5,751,799	A	*	5/1998	Kawassaki .....	379/114
4,675,828	A	* 6/1987	Winston .....	364/528.21	5,771,354	A	*	6/1998	Crawford .....	709/229
4,685,055	A	8/1987	Thomas .....	364/200	5,799,285	A	*	8/1998	Klingman .....	705/26
4,796,220	A	1/1989	Wolfe .....	364/900	5,809,145	A	*	9/1998	Slik et al. ....	705/52
4,827,508	A	* 5/1989	Shear .....	705/53	5,889,942	A	*	3/1999	Orenshteyn .....	713/201
4,868,758	A	* 9/1989	Kokubu .....	705/400	5,893,077	A	*	4/1999	Griffin .....	705/34
4,901,223	A	2/1990	Rhyne .....	364/200	5,901,228	A	*	5/1999	Crawford .....	705/34
4,954,945	A	9/1990	Inoue et al. ....	364/200	5,949,415	A	*	9/1999	Lin et al. ....	345/335
4,959,861	A	9/1990	Howlette .....	380/4	6,014,651	A	*	1/2000	Crawford .....	705/400
4,962,449	A	10/1990	Schlesinger .....	364/200						
4,982,234	A	1/1991	McConaughy et al. ....	395/200.52						
4,994,963	A	* 2/1991	Roden et al. ....	710/129						
4,999,806	A	3/1991	Chernow et al. ....	717/11						
5,005,122	A	4/1991	Griffin et al. ....	364/200						
5,007,082	A	4/1991	Cummins .....	380/4						
5,023,774	A	6/1991	Sakai .....	395/849						
5,060,185	A	10/1991	Naito et al. ....	364/900						
5,089,958	A	2/1992	Horton .....	395/182.03						
5,107,456	A	4/1992	Schuur .....	395/325						
5,109,515	A	4/1992	Laggis et al. ....	707/10						
5,181,238	A	1/1993	Medamana et al. ....	379/95						
5,182,770	A	1/1993	Medveczky et al. ....	380/4						
5,204,897	A	4/1993	Wyman .....	380/4						
5,210,866	A	5/1993	Milligan et al. ....	395/182.04						
5,212,784	A	5/1993	Sparks .....	395/575						
5,222,134	A	6/1993	Waite et al. ....	380/4						
5,257,367	A	10/1993	Goodlander et al. ....	395/600						
5,265,153	A	* 11/1993	Ozawa .....	379/100.04						
5,276,441	A	* 1/1994	Katsurada et al. ....	340/825.03						
5,276,867	A	1/1994	Kenley et al. ....	707/204						
5,291,554	A	3/1994	Morales .....	380/5						
5,313,637	A	5/1994	Rose .....	395/725						
5,317,728	A	5/1994	Tevis et al. ....	707/204						
5,325,430	A	6/1994	Smyth et al. ....	380/4						
5,353,283	A	10/1994	Tsuchiya .....	370/60						
5,353,411	A	10/1994	Nakaosa et al. ....	395/651						
5,367,698	A	11/1994	Webber et al. ....	395/800						
5,371,852	A	12/1994	Attanasio et al. ....	395/200						
5,379,418	A	1/1995	Shimazaki et al. ....	395/575						
5,383,129	A	* 1/1995	Farrell .....	705/400						
5,388,211	A	* 2/1995	Hornbuckle .....	395/712						
5,390,297	A	2/1995	Barber et al. ....	395/200						
5,404,508	A	4/1995	Konrad et al. ....	395/600						
5,404,527	A	4/1995	Irwin et al. ....	395/200.52						
5,412,801	A	5/1995	de Remer et al. ....	395/575						
5,426,594	A	6/1995	Wright et al. ....	395/200.36						
5,446,871	A	8/1995	Shomler et al. ....	395/180						
5,448,718	A	9/1995	Cohn et al. ....	395/404						
5,469,573	A	11/1995	McGill, III et al. ....	395/700						
5,479,654	A	12/1995	Squibb .....	395/600						
5,497,463	A	3/1996	Stein et al. ....	395/200.03						
5,497,479	A	3/1996	Hornbuckle .....	463/29						
5,509,070	A	4/1996	Schull .....	380/4						
5,515,502	A	5/1996	Wood .....	395/182.13						
5,535,407	A	* 7/1996	Yanagawa et al. ....	705/39						
5,544,320	A	8/1996	Konrad .....	395/200.33						
5,555,371	A	9/1996	Duyanovich et al. ..	395/182.11						
5,559,991	A	9/1996	Kanfi .....	395/489						
5,568,551	A	* 10/1996	Kawashima .....	705/53						
5,577,222	A	11/1996	Micka et al. ....	395/439						
5,588,109	A	* 12/1996	Dickinson et al. ....	345/326						
5,594,663	A	* 1/1997	Messaros et al. ....	702/184						
5,606,719	A	2/1997	Nichols et al. ....	395/876						
5,646,984	A	* 7/1997	Oda .....	379/114						
5,664,186	A	9/1997	Bennett et al. ....	395/620						
5,671,285	A	* 9/1997	Newman .....	705/78						
5,689,476	A	* 11/1997	Leach .....	368/10						
5,696,901	A	12/1997	Konrad .....	395/200.33						
5,727,065	A	* 3/1998	Dillon .....	705/52						

## OTHER PUBLICATIONS

"Peregrine System® Takes Employee Self Service to the Next Level with e-Service for PC Support"; PR Newswire, Oct. 24, 2000.\*

Symantec, *The Norton Backup, Version 3 for Windows, "User's Guide"* (1993).

Symantec, *The Norton pcAnywhere for Windows, Version 1.0, "Using Norton pcAnywhere for Windows"* (1993).

Future Soft Engineering, Inc., *DynaComm, Dynamic Communications, Asynchronous Edition, "Users Guide," Edition IV*, (1989).

Traveling Software, Inc., *LapLink Pro, "User's Guide"* (1991).

IntelliLink Corp., *IntelliLink for Windows, "User's Guide," Version 3.0* (1993).

Palindrome Corporation, *Network Archivist, Version 2.0, "Operator's Guide," "Network Archivist Handbook," "Hardware Installation Guide,"* (1991).

Palindrome Corporation, *Ntework Archivist, Version 2.0f, "Documentation Update"* (1992).

Affidavit of Russ Ranshaw, *Interactive Gift Express, Inc. v. Compuserve, Incorporated, et al.* (Feb. 20, 1997).

CNET News.com, "E-Data royalty claims challenged," Jul. 19, 1996.

Bowen, Charles and Peyton, David, "How To Get The Most Out Of Compuserve," Second Edition, Bantam Computer Books (Feb. 1996).

"The Online Backup Index," updated Jun. 15, 1998, An Index of Online Backup Software . . . vices and Online Back Technology) and associated documents.

Little: "Feasibility of a Remote Backup Service," 1992; "University of Colorado" (181 pages).

Cosgrove: "The RBS Book Lite!"; Mar. 1, 1995; *Precision Data Corporation, "Fewer Calories Than Our Other Fine Book"* (34 pages).

Cheng: "The Analysis of Computer Backup Service: Economics, Optimal Capacity, and Resource Allocation", 1992 (Abstract) (The University of Rochester).

Chin: "Networks of Queues with State-Dependent Flows," 1987 (Abstract) (Georgia Institute of Technology).

Pirkul: "The Siting of Emergency Service Facilities with Workload Capacities and Backup Service," 1986 (Listing) (1 page) (College of Administrative Science, Ohio State University).

Pirkul: "The Capacitated Maximal Covering Location Problem with Backup Service," 1987 (Listing) (1 page) (College of Business, Ohio State University).

McConnell: "Put it in a Data Vault," *Data Management*, vol. 17 No. 7, pp. 22-24 Jul. 1979 (Abstract).

Anonymous: "Data Vaults Secure Tapes at Public Archives," *Canadian Datasystems*, vol. 14n10, p. 83, Oct. 1982 (abstract).

"Dealing with the dark side: disasters and crime," *Drug Topics*, v. 127, p. 36, May 2, 1983 (5 pages).

- "Data Storage Companies Riding Crest of the Computer Wave," *Boston Globe*, Jul. 12, 1983 (2 pages).
- Schrage: "Personal Computers Networks: Computers Most Useful When They Chat," *The Washington Post*, Dec. 5, 1983 (4 pages).
- "New Firms Help Avert Computer Disaster Threat of Business Loss Creates Fast-Growing Field of Data Recovery," *Boston Globe*, Mar. 12, 1984 (2 pages).
- Knox: "Insuring That A Computer Problem Won't Be Costly," *Philadelphia Inquirer*, Jul. 23, 1984 (3 pages).
- Coy: "Nervous Firms Burying Backup Data in Vaults Thousands of Reels of Magnetic Tape Stored as Precaution Against Computer Failure," *The Washington Post*, Jan. 26, 1986 (4 pages).
- Pyramid Technology: New WorkCenter Provides Workstation Data/Center Networking, Feb. 6, 1986 (3 pages).
- "Competition Grows In Off-Site Data Storage Business," *San Jose Mercury News*, Jan. 15, 1987 (4 pages).
- Electronic Vaulting Aims At Reducing 'Loss-Exposure Window' For Banks, *Corporate EFTReport*, vol. 8, n15, Jul. 20, 1988 (two pages).
- Moran: "An Electronic Vault in Time," *Computer Decisions*, vol. 20, n8, p. 30 (Aug. 1988) (4 pages).
- "Fast Track Announces the World's First and Only Electronic Vaulting System," Sep. 28, 1988, (3 pages).
- "CNT Announces Networking Gateway For IBM Tape Subsystems," News Release, Nov. 1, 1988 (2 pages).
- Reitman: "Sungard and IBM Talking About Working Together," *Philadelphia Inquirer*, Dec. 3, 1988 (2 pages).
- Keough: "Electronic Vaulting for Micros, LANs," *Computer Decision*, vol. 20, n12, p. 77, Dec. 1988 (3 pages).
- "Northern Telecom: Northern Telecom Announces Alliance with Novell Inc. to Jointly Develop LAN Operating System Software," Feb. 27, 1989 (3 pages).
- Jaben: "Disaster Planning—Electronic Vaulting: Record-keeping Kept Safe," *Banders Monthly*, v 106, n7, pp. 37-37, Jul. 1989 (abstract).
- Rosenberger: "Computer Virus Myths," 6 pages (1988).
- "Secure Data Network Inc. Introduces Nation's First Online PC Data Backup and Retrieval Service," Oct. 31, 1989 (3 pages).
- "Comdisco Disaster Recovery Services Introduces CDRS Net," Nov. 10, 1989 (3 pages).
- "Integrity Solutions Announces Real-Time Electronic Vaulting," *News Release*, Dec. 1989 (2 pages).
- Kenley: "You Might Never Run Out of Disk Space Again," *R&D*, vol. 32, n2, p. 110, Feb. 1990 (4 pages).
- Kamal: The Hybrid Approach: Mixing Satellite With Land-Based Solutions, *Communications News*, vol. 27, n3, p. 47, Mar. 1990 (4 pages).
- Rothstein: Disaster Recovery in the New Decade: Retrofit Answers Will Not Make it in the 90s, *Communications News*, vol. 27, n4, p. 34, Apr. 1990 (4 pages).
- Kramer: "Central Software Performs Local Backup," *PC Week*, vol. 7, n24, p. 105 (Jun. 18, 1990) (6 pages).
- "ARCUS Opens New Facility," Jul. 20, 1990 (2 pages).
- Squibb Datasafe Systems Offers Online Backup of Data, *Worldwide Databases*, vol. 2, n11, Nov. 1990 (2 pages).
- Majorian: "Enhanced network backup in Retrospect Remote," *MacWEEK*, vol. 4, n 42, p. 82, Dec. 18, 1990 (3 pages).
- Bozman: "Escon an Aid to Remote Disks," *Computerworld*, vol. 25, n1, p. 29, Jan. 7, 1991 (3 pages).
- Boatner: "Finding Electronic vaults and network wonders," *PC Magazine*, vol. 10, n2, p. 280, Jan. 29, 1991 (3 pages).
- "System Industries post second quarter earnings," Feb. 21, 1991 (3 pages).
- Norr: "Care package takes worry out of backups," *MacWEEK*, vol. 5, n8, p. 12, Feb. 26, 1991 (2 pages).
- Noakes: "All business require solid disaster plan," *Financial Post*, p. 13, Mar. 9, 1991 (3 pages).
- Mills: "Linking design and manufacturing," *Computer-Aided Engineering*, vol. 10, n3, p. 42, Mar. 1991 (8 pages).
- Editorial: Computer Audit Update, Mar. 1991 (3 pages).
- Dolce: "The changing landscape of wide are networking," *Telecommunications*, vol. 25, n4, p. 44, Apr. 1991 (6 pages).
- "Secure Data Network signs \$30 million agreement with PacTel Meridian Systems," May 13, 1991 (3 pages).
- "Minigrams," *Computergram International*, n1682, May 23, 1991 (6 pages).
- Ferrill: "PC-NFS," *PC Magazine*, vol. 10, n10, p. 328, May 28, 1991 (3 pages).
- White: "Trio of companies agree to clone clients' data and preserve it in 'electronic vaults,'" *Los Angeles Business Journal*, vol. 13, n22, p. 14, Jun. 3, 1991 (2 pages).
- Ratcliffe: "SDN offers clean, well-lighted place for data storage," *MacWEEK*, vol. 5, n23, p. 27, Jun. 18, 1991 (2 pages).
- "Los Alamos grants software license to Santa Fe firm," Jun. 20, 1991 (3 pages).
- "Dantz to unveil new remote backup package," *MacWEEK*, vol. 5, n25, p. 11, Jul. 16, 1991, (2 pages).
- Murphy: "Taking the disaster out of recovery," *Security Management*, vol. 35, n8, p60, Aug. 1991 (9 pages).
- Lindstrom: "UDS Motorola wins major ISDN CPE order," *Telephony*, vol. 221, n10, p. 17, Sep. 2, 1991 (3 pages).
- Lau: "Don't underestimate value of magnetic media," *Computer Canada*, vol. 17, n23, p. 47, Nov. 7, 1991 (3 pages).
- Engel: "Looking out for No. 1," *Business Journal Serving Charlotte and the Metropolitan Area*, vol. 6, n30, p. 15, Nov. 11, 1991 (4 pages).
- Snell: "New ways to distribute mainframe storage," *Data-mation*, vol. 37, n24, p67, Dec. 1, 1991 (4 pages).
- Rudnick: "question of Recognition Heads List of Barriers to Foreign Investment," *Euromoney Slovenia Supplement*, pp. 47, Dec. 1991 (3 pages).
- CompuServe File Search: re "remote backup," "Twin Express 1.1a Serial File Transfer Program," *PC Communications*, Jan. 12, 1992 (abstract) (1 page).
- Andrews: "Phone Call Makes Backup Duty Easier Than Ever," *Seattle Times*, Apr. 14, 1992 (3 pages).
- Titch: "Changing times in the data market," *Telephony*, vol. 222, n16, p. S1, Apr. 20, 1992 (7 pages).
- Slater: "Disaster planning for the 21<sup>st</sup> century," *Bankers Monthly*, vol. 109, n4, p. 19, Apr. 1992 (4 pages).
- Cordy: "Security culture," *Computer Weekly*, May 7, 1992 (4 pages).
- Flores: "High Technology Computer Culprits Have Given Rise to a New Fied 'The Good Guys,'" *Seattle Times*, Jul. 12, 1992 (4 pages).
- McHenry: "TRW Ties Data from Macs, Workstations, PCs Together," *Lan Times*, Sep. 14, 1992, p. 77, vol. 9, issue 17 (4 pages).
- Seltzer: "Notes form the lab," *PC Week*, vol. 9, n39, p. 91, Sep. 28, 1992 (5 pages).

- Vacca: "Masters of Disasters," *Network World*, vol. 9, n40, pp. 37-46, Oct. 5, 1992 (10 pages).
- Schneier: "Taking backups out of users' hands," *MacWEEK*, vol. 6, n37, p. 32, Oct. 19, 1992 (5 pages).
- "Online backup for Vines," *LAN Computing*, vol. 3, n10, p. 55, Oct., 1992 (2 pages).
- Schroeder: "Tecmar to announce storage, backup units," *PC Week*, vol. 9, n46, p. 8, Nov. 16, 1992.
- Xu et al: "Parallel data vault methods for larger scale stochastic dynamic programming," Jun. 24, 1992; Proceedings of the 1992 American Control Conference (two pages).
- Phillips: "Electronic vaulting and records centers," *Records Management quarterly*, vol. 27, n1, pp:38-41+, Jan. 1993 (7 pages).
- "Remote backup storage," *Computer Fraud & Security Bulletin*, Mar. 1993 (abstract).
- "Rimage Corporation Purchases P.C. Back-up Technology, Anticipates Improved First Quarter Earnings," *PR News-wire*, Apr. 16, 1993 (2 pages).
- "Merc Exchanges Work on Joint System," *Commercial Appeal (Memphis)*, May 18, 1993.
- Fucini: "Ready for anything," *U.S. Distribution Journal*, vol. 220, n6, p. 22, Jun. 15, 1993 (8 pages).
- Dudman: "Getting your back up," *PC User*, n 213, p. S18, Jun. 16, 1993 (7 pages).
- Kindel: "After the fall: hurricanes, floods and even bombings are forcing computer-dependent businesses to rethink their disaster recovery plans," *Financial World*, vol. 162, n. 13, p. 74, Jun. 22, 1993 (4 pages).
- Creswell: "Creswell on Communications-Tips & Trends 10/93"; Sep. 25, 1993 (3 pages).
- Peterson: "Network backup evolves," *PC Magazine*, vol. 12, n. 16, p. 277, Sep. 28, 1993 (14 pages).
- Excerpts from IBM New Users Forum, Nov. 1993 (3 pages).
- Bittner: "Description of Remote Backup Service as Business," Jan. 2, 1994 (11 pages).
- Steinberg, Jeffrey A., "Diverting Data from Disaster (Advanced Systems, Concepts Inc.'s Remote Shadow Option Disk Shadowing Software)," *Software Review (Evaluation)*, Abstract.
- S. Armbrust et al., *PC Tech Journal*, vol. 3, No. 9, "Forward Looking VDI," Sep. 1985, pp. 42-53.
- E.R. Carpenter, *IBM Technical Disclosure Bulletin*, vol. 34, No. 10B, "single System Imagewith Network File Systems," IBM Corp., Mar. 1992, pp. 408-409.
- M. Tabes, *Datamation*, "Managing Storage Across the Enterprise," May 1992, pp. 36-40.
- P. Korzeniowski, *Software Magazine*, "Back to the Mainframe for Storage of LAN Data," Jul. 1992, pp. 73-77.
- Mark Ludwig, *The Little Black Book of Computer Viruses*, American Eagle publications, 1991, pp. 11-19, 23-29, 55-68, 69-76, 159-162.
- R. Waterman, *Software Magazine*, "Waiting for X500," Jul. 1992, 2 pages.
- R. Brown, *Systems 3X/400*, "Serving Many Masters," Mar. 1992, pp. 68-70.
- PC Computing*, "Test and Evaluation Methods," Jun. 1992, pp. 238, 240, 247-248 and 262.
- Price list, "Tape Backup," 1 page.
- Advertisement, "Let's Talk@, Tired of the Runaround?," 1 page.
- Advertisement, "PC/TCP@ Plus," 1 page.
- Advertisement, *News 3X/400*, "Mimix Hi-Net, Lakeview Technology Inc.," Sep. 1991, p. 140.
- Advertisement, *Network Innovation*, "Server Based Backup," 1 page.
- Advertisement, *News 3X/400*, "PC File Mail," Nov. 1991, p. 74.
- Advertisement, "HandsOn Software, Monarch 36/400 lets PC users get their hands on mid-range data," 1 page.
- Advertisement, Andrew, "NetLynx: LAN Connectivity by the Numbers," 1 page.
- Advertisement, "Innovation@ Data Processing, FDR. Your DASD Management System," 1 page.
- Advertisement, "Maynard@, Maynard Delivers a Super Bundle," 1 page.
- Advertisement, "Central Point Software Inc.@, Never Underestimate the Importance of Complete Protection," 1 page.
- Advertisement, *Business Communications*, Gazelle, "Backup While You Work," Jun. 1992 p. 436.
- Advertisement, "Works," 1 page.
- Advertisement, Intel@, "Introducing fax software that can send, receive and run with your faxes," 1 page.
- Advertisement, "LapLink, With LapLink you're only a phone call away," 1 page.
- M. Tischer, *PC Systems, Programming*, Abacus, Apr. 1993, pp. 157-171, 208-212, Appendix B and C.
- Advertisement, *PC/Computing*, "SequeLink, MiddleWare: Open Windows for Client/Server Computing," p. 427.
- Advertisement, System Software Associates, Inc., BPCS Client/Server Application Software, 1 page.
- Advertisement, "Rochester Software Connection, Inc., What's fast fun and does the AS/400?" 1 page.
- Robert Jourdan, *Programers Problem Solver*, Prentice Hall, 1986, pp. 369-394, 395-406.
- The Waite Group, *MS-DOS Developers Guide*, Howard Sams & Co., 1989, pp. 281-354, 583, 739-748.
- Advertisement, *PC/Computing*, Control up to 96 PC file servers with 1 keyboard and monitor using . . . Commander by cybex, p. 433.
- G. Campbell & J. Heim, *PC World*, "The Best of Online Services," Oct. 1993, pp. 225-240.
- C. Shipley, *Personal Computing*, Ziff-Savis, "The World at Your Fingertips," Fall 1993, pp. 52-56.
- J. Burges, *Washington Post Business Magazine Monday Section*, WashTech, Cybertalk, "Avoiding Highway Robert," Nov. 1993, pp. 19, 26.
- K. Neely, *Midrange Computing*, "Terminal Emulator or Network: A Management Guide," Sep. 1993, pp. 56-60.
- P. Borsook *InfoWorld*, "Enterprise Computing, Internet-working," Feb. 1, 1993, pp. 48-49.
- F. Derfler & S. Rigney, *PC Magazine*, vol. 10, No. 15, "From LAN to WAN, Bringing Your Networks Together," Sep. 10, 1991, pp. 106-118.
- F. Derfler & S. Rigney, *PC Magazine*, vol. 10, No. 15, "Bridges and Routers, Smart Links Between LAN Segments," Sep. 10, 1991, p. 121-169.
- M. Thompson & S. Rigney, *PC Magazine*, vol. 10, No. 15, "Access Servers, Dialing Up the LAN," Sep. 10, 1991, pp. 177-277.
- J. Salemi, *PC Magazine*, vol. 10, No. 15, "Bulletin Board Software, Tools for Wide-Area Communications," Sep. 10, 1991, pp. 231-300.
- M. Stone, *PC Magazine*, vol. 10, No. 15, "E-Mail LAN Links, Gateways to the World," Sep. 10, 1991, pp. 303-345.

- F. Derfler & K. Maxwell, *PC Magazine*, vol. 10, No. 15, "Linking LANS the Media Move the Message," Sep. 10, 1991, pp. 351-374.
- F. Derfler & K. Maxwell, *PC Magazine*, vol. 10, No. 15, "Public Data Networks, Reliable Relays," Sep. 10, 1991, pp. 177-227.
- P. Stephenson, *LAN Magazine*, "Chip Awat at Viruses," Oct. 1992, pp. 95-102.
- PC Computing*, "Mobile Computing, No-Hassle Solutions for Keeping Files in Sync," Jul. 1993, pp. 218-219.
- Advertisement, MicroCom (R), "Carbon Copy, #1 in Remote Control," 1 page.
- Advertisement, Symantec, "The Norton pc Anywhere TM, Controlling Your Desktop PC from a Portable Used to Require a Little Training," 1 page.
- Microsoft Corporation, *Microsoft MS-DOS(R) 6 Users Guide*, Chapter 7 "Features for Your Laptop Computer, Using Interlink to Connect Two Computers," Copyright 1993, pp. 161-166.
- Symantec Corp., *The Norton pc Anywhre Users Guide*, Copyright 1990, 1991.
- IBM Corporation, *Application System/400™, System Introduction*, GC1-9766-1, Copyright 1988, 1989.
- IBM Corporation, *Application System/400™, Programming : System Reference Summary*, SC21-8104-1, Copyright 1988, 1989.
- IBM Corporation, *Application System/400™, Programming : Control Language Reference vol. 1*, SC21-9775-1, Copyright 1988, 1989.
- IBM Corporation, *Application System/400™, Programming : Control Language Programmer's Guide*, SC21-8077-1, Copyright 1988, 1989.
- IBM Corporation, *Application System/400™, Programming: Database Guide*, SC21-9659-1, Copyright 1988, 1989.
- IBM Corporation, *Application System/400™, Programming: Data Management Guide*, SC21-9658-1, Copyright 1988, 1989.
- IBM Corporation, *Application System/400™, Programming: Work Management Guide*, SC21-8078-1, Copyright 1988, 1989.
- IBM Corporation, *Application System/400™, PC Support: DOS Planning and Installation Guide*, SC21-8195-0, Copyright 1990.
- IBM Corporation, *Application System/400™, PC Support: DOS Operations Reference*, SC21-8195-01 Copyright 1990.
- IBM Corporation, *Application System/400™, PC Support: DOS Users Guide*, SC21-8199-0, Copyright 1990.
- IBM Corporation, *Application System/400™, PC Support: DOS and Os/2 Technical Reference*, SC21-8091-2, Copyright 1988, 1990.
- IBM Corporation, *Application System/400™, PC Support: DOS and Os/2 Messages and Problem Analysis Guide*, SC21-8093-2, Copyright 1988, 1990.
- Bershad, "Watchdogs: Extending the UNIX File System," Feb. 12, 1988, pp. 267-275.
- Needham, "Using Encryption for Authenticaition in Large Networks of Computers," 12/78, pp. 993-999.
- To, C.K. et al., "Knowledge Engineering Approach to Data Centres Disaster Backup/Recovery Planning," Dept. of Computing Studies Hong Kong Polytechnic, Kowloon, Hong Kong, pp. 241-248, 1989 IEEE.\*
- Arneson, David A., "Mass Storage Archiving in Network Environments," Control Data Corporation, Arden Hills, Minnesota, pp. 45-50 (1988 IEEE).\*
- Ford, Ric, et al., "Juggling Features and Options in Retrospect," *MacWeek*, V5, N10, p. 52 (Mar. 12, 1991).\*

\* cited by examiner

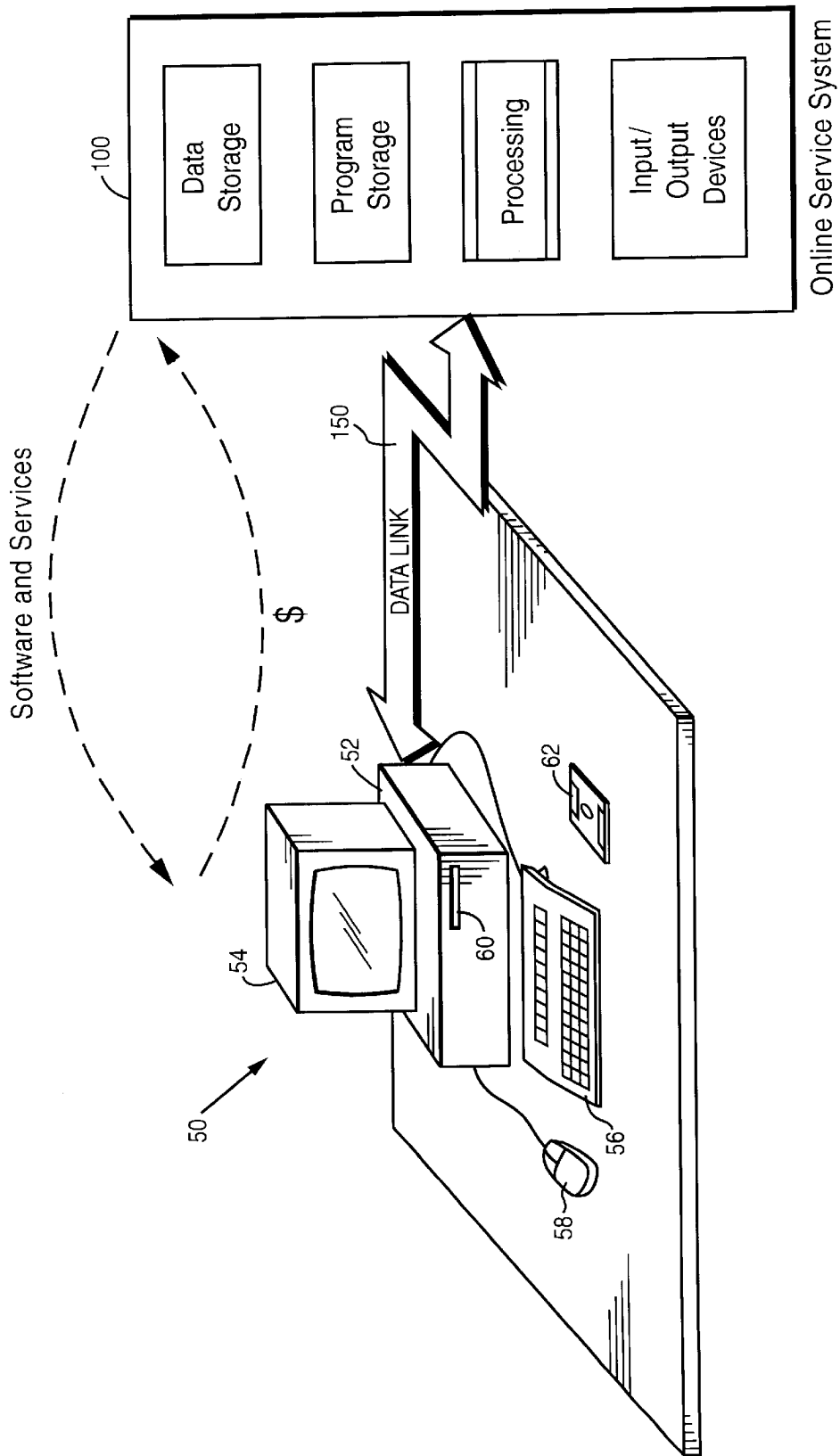


Fig. 1

**Fig. 2**

Online Service System

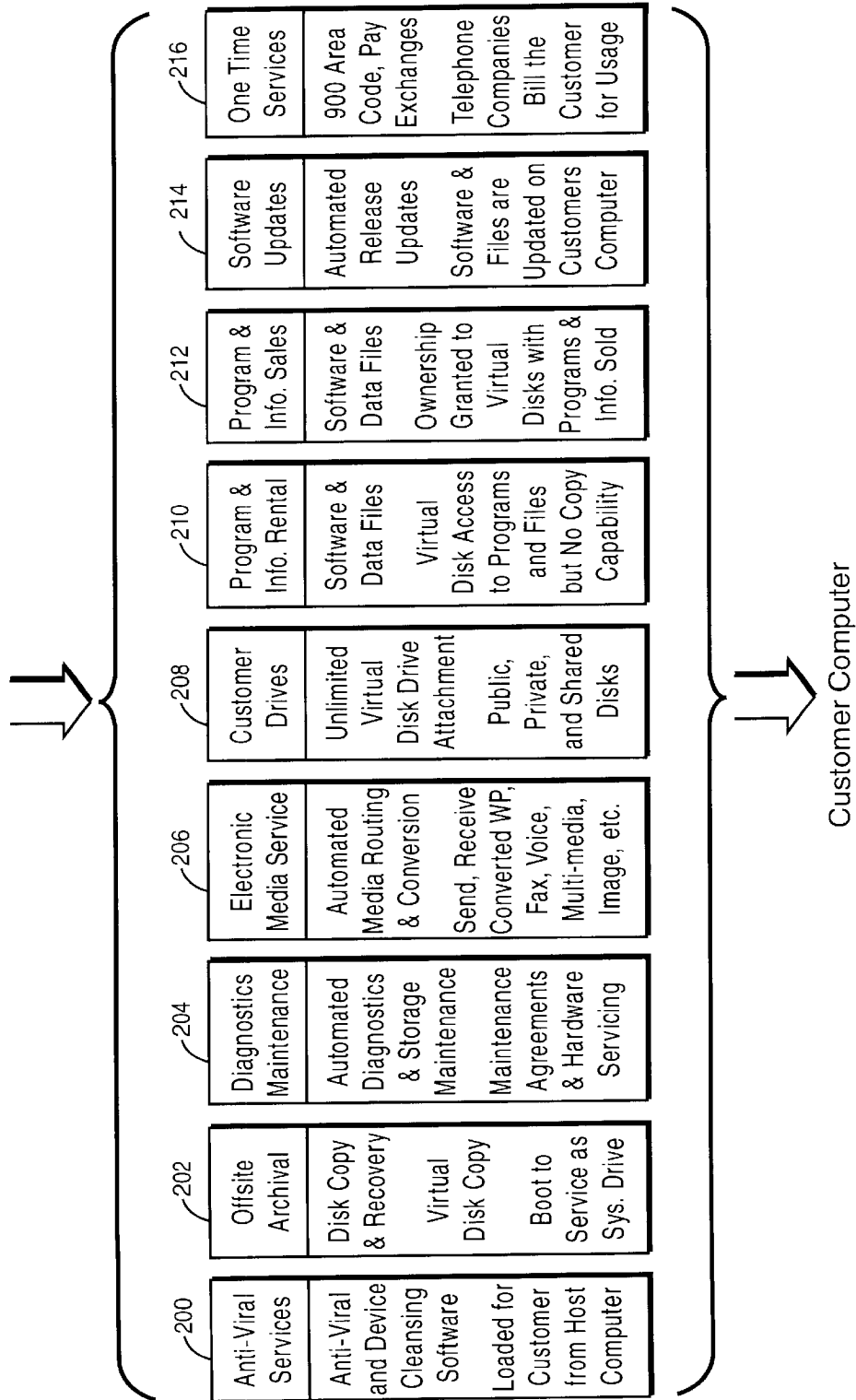


Fig. 3

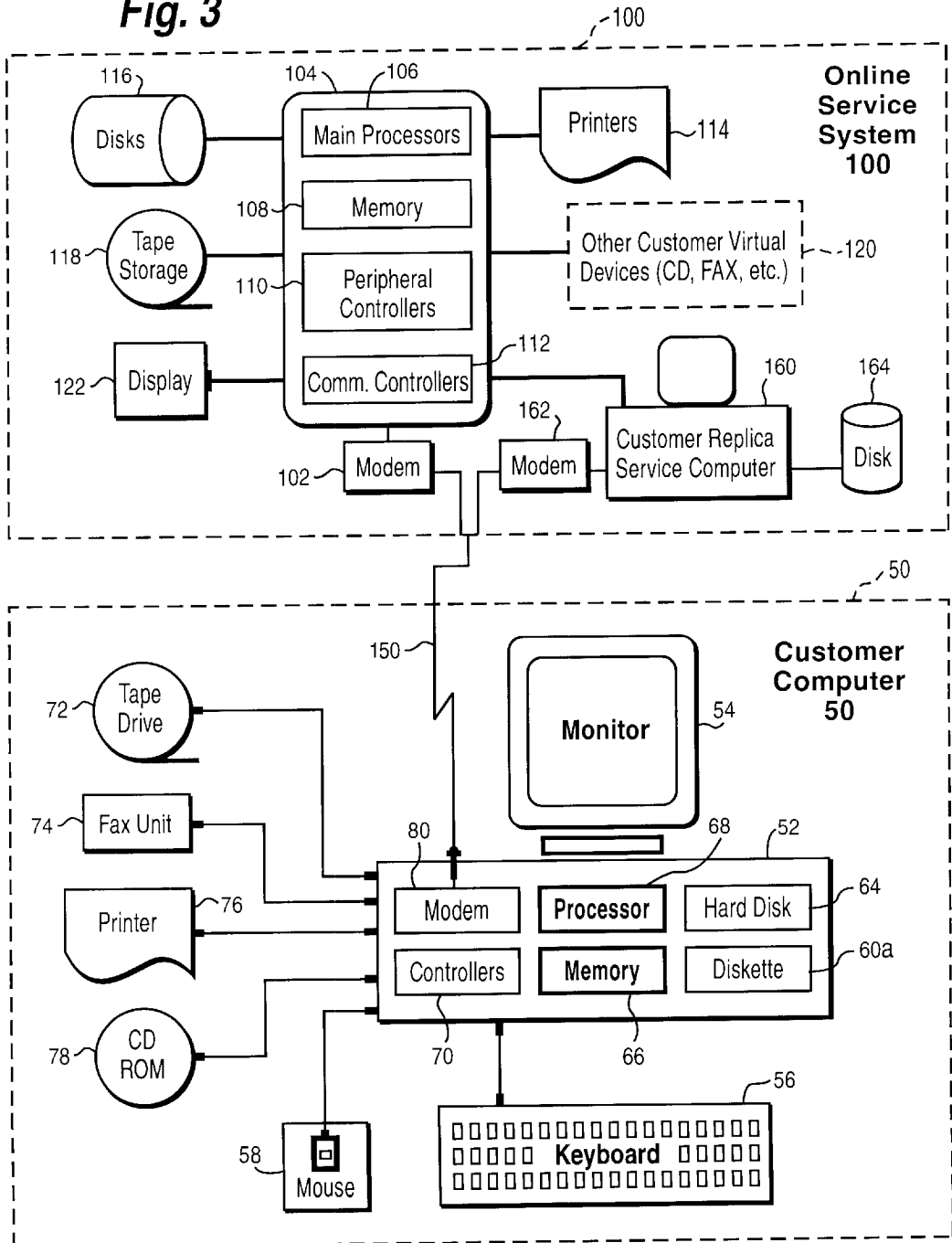




Fig. 4

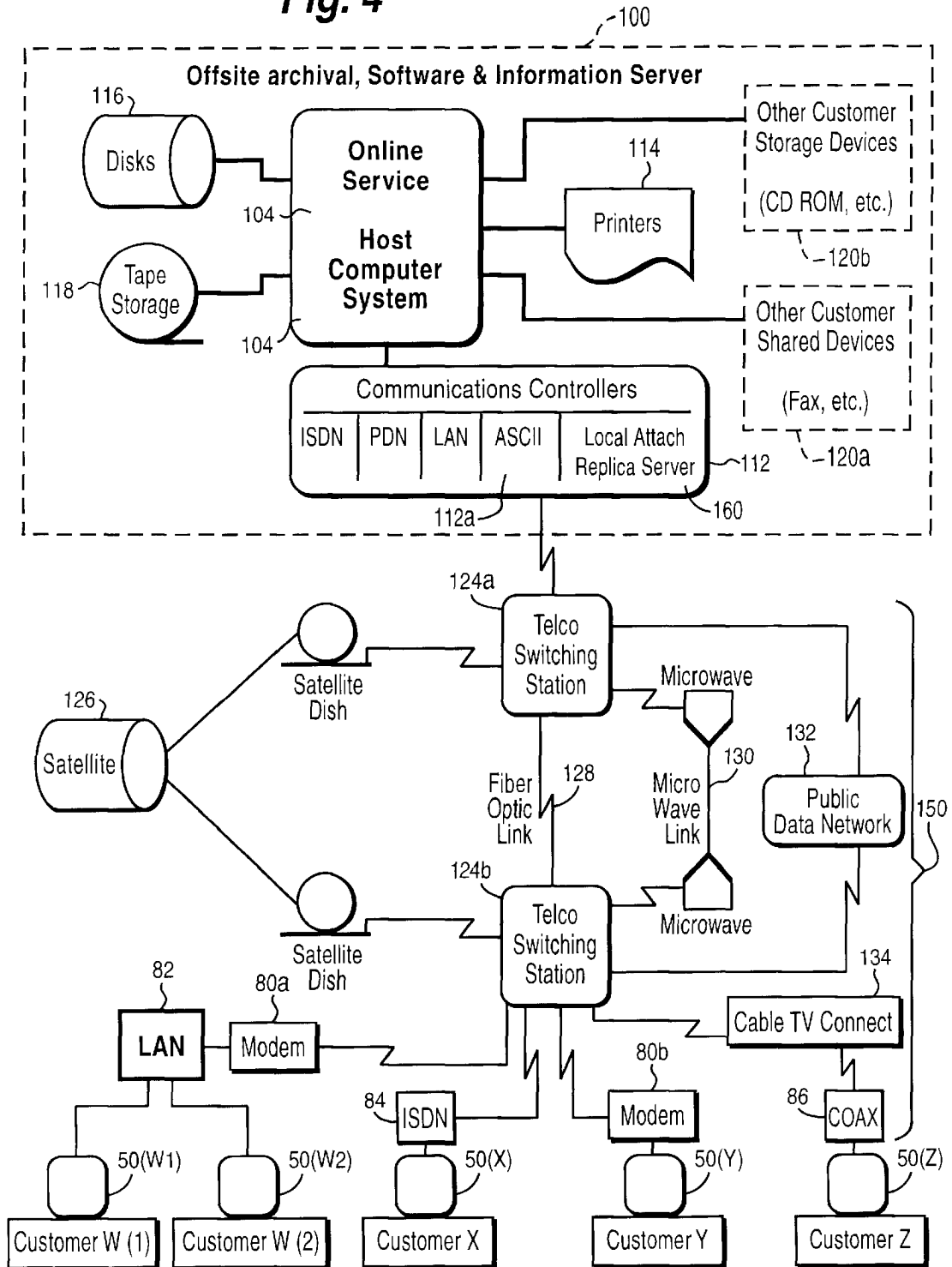
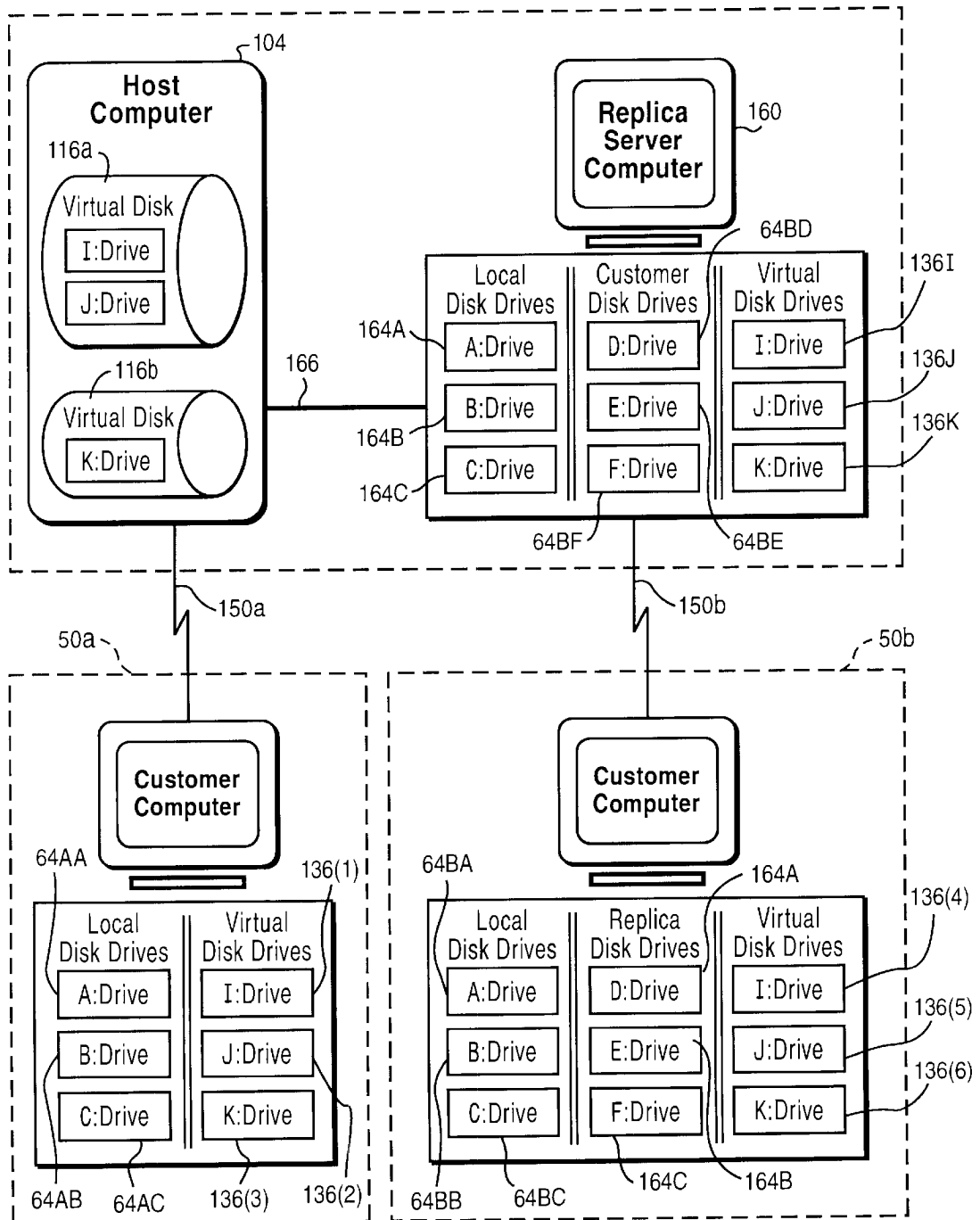
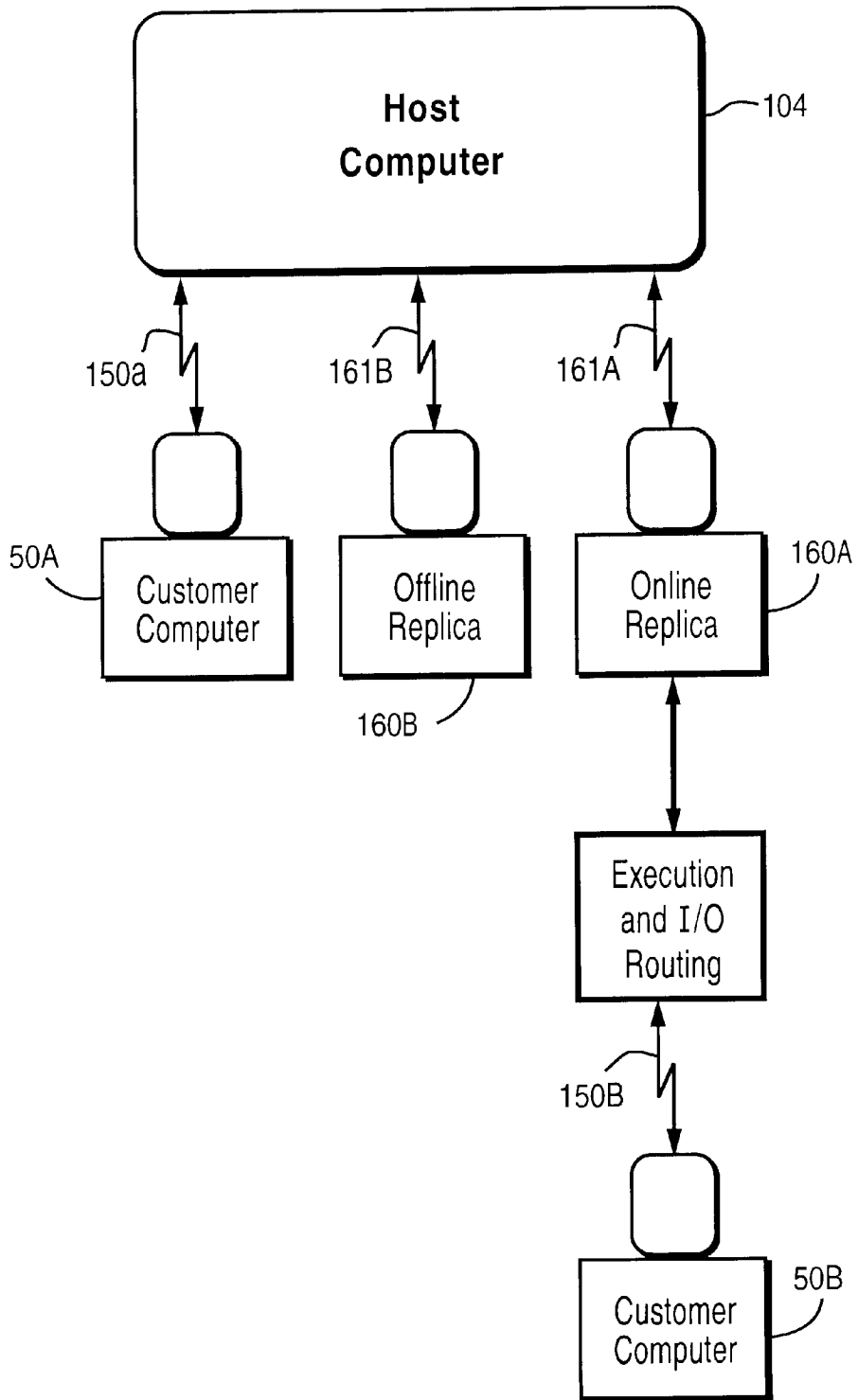


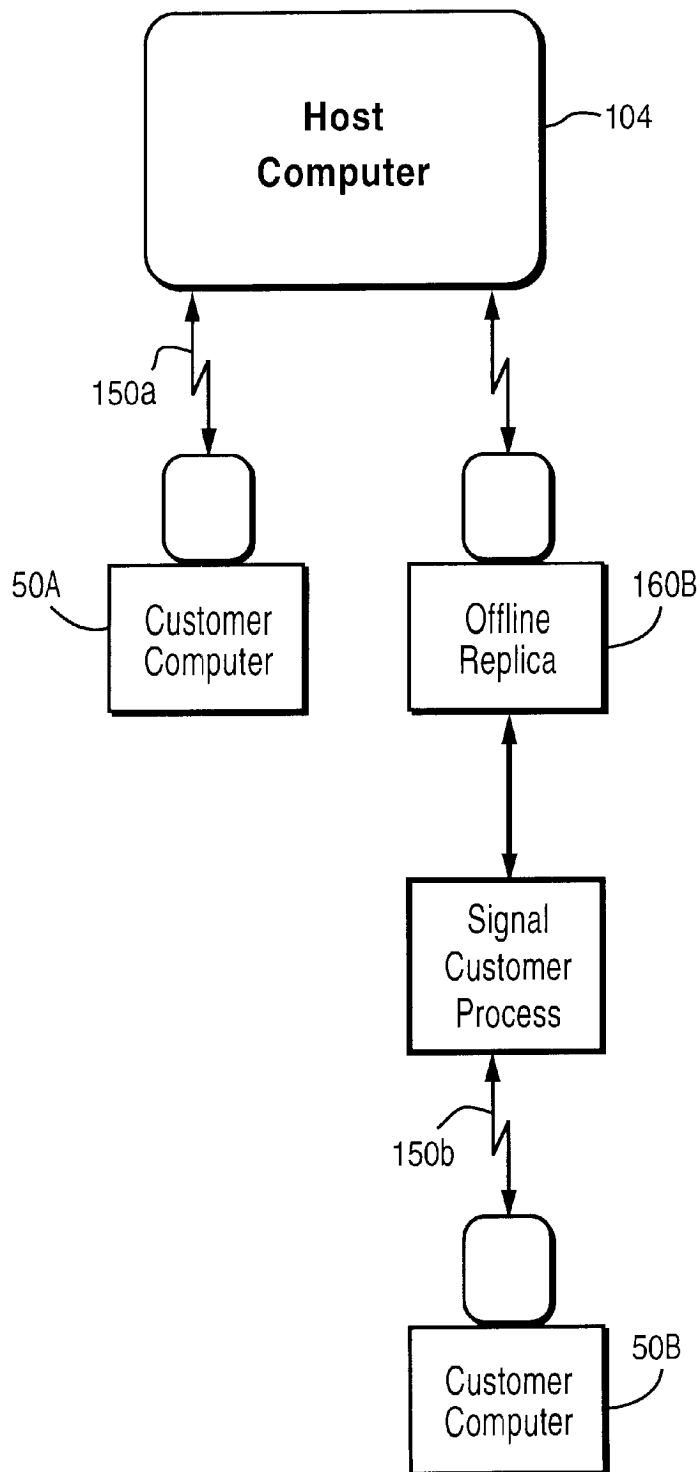
Fig. 5



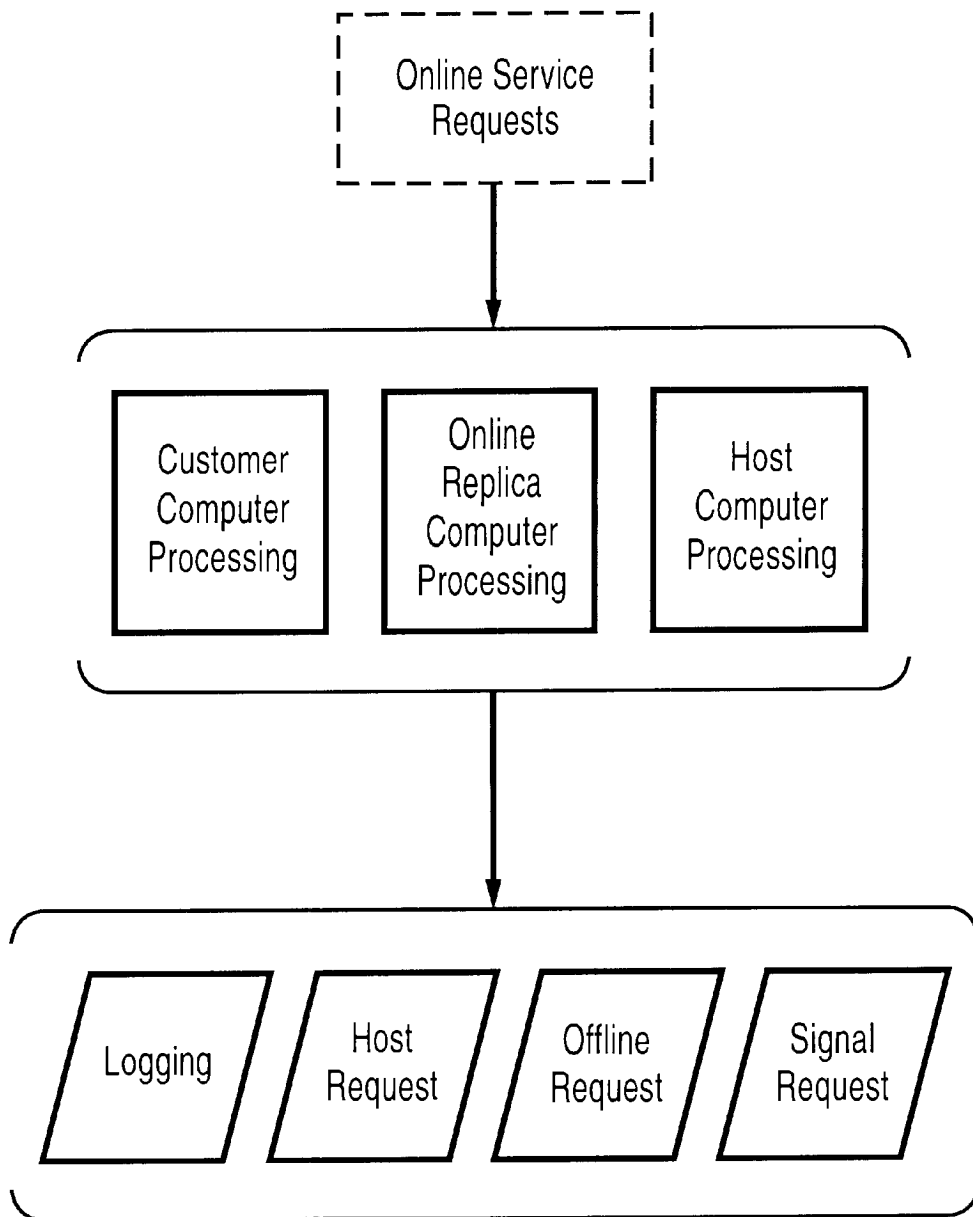
**Fig. 6A**



**Fig. 6B**



**Fig. 6C**



**Fig. 6D**

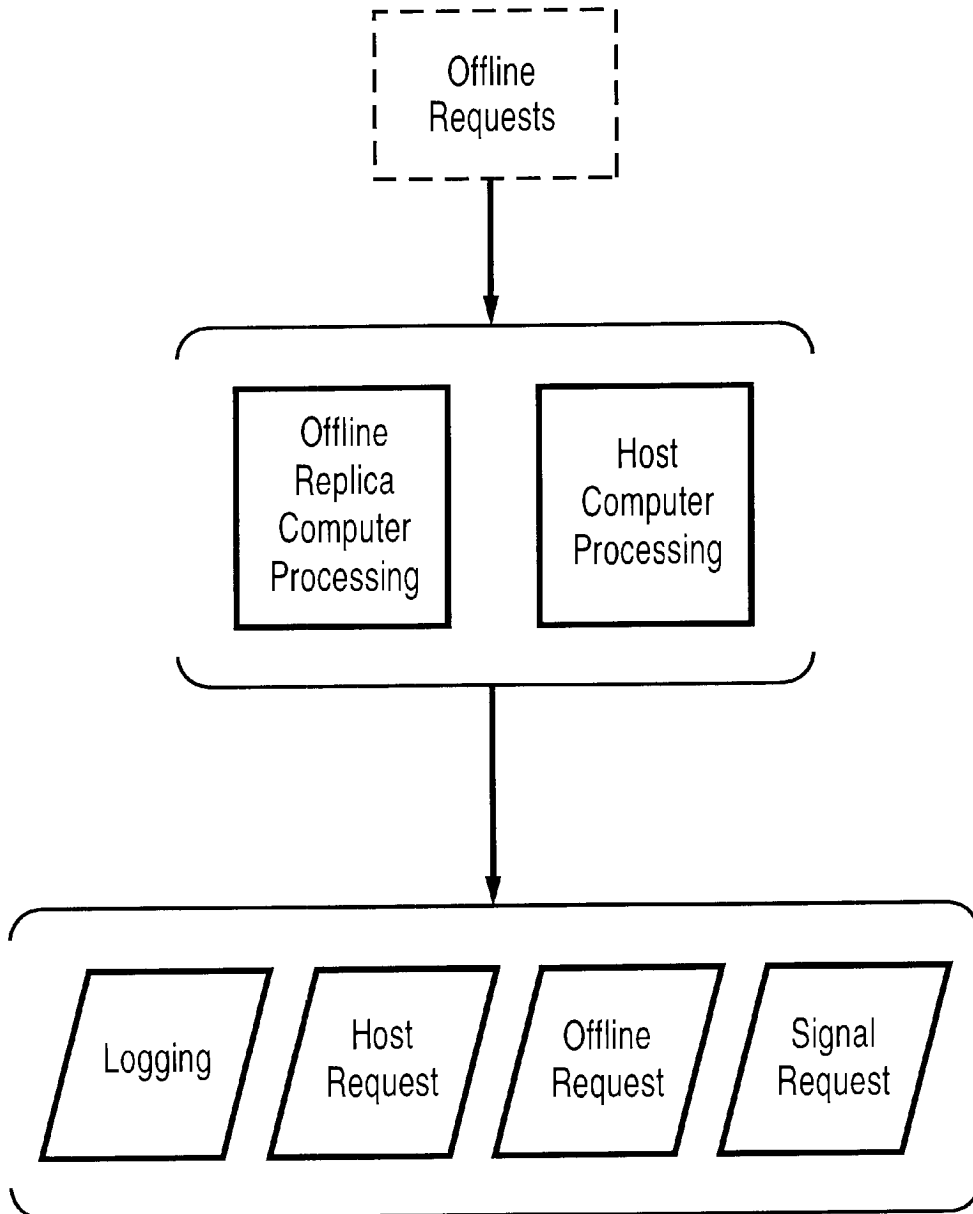


Fig. 6E

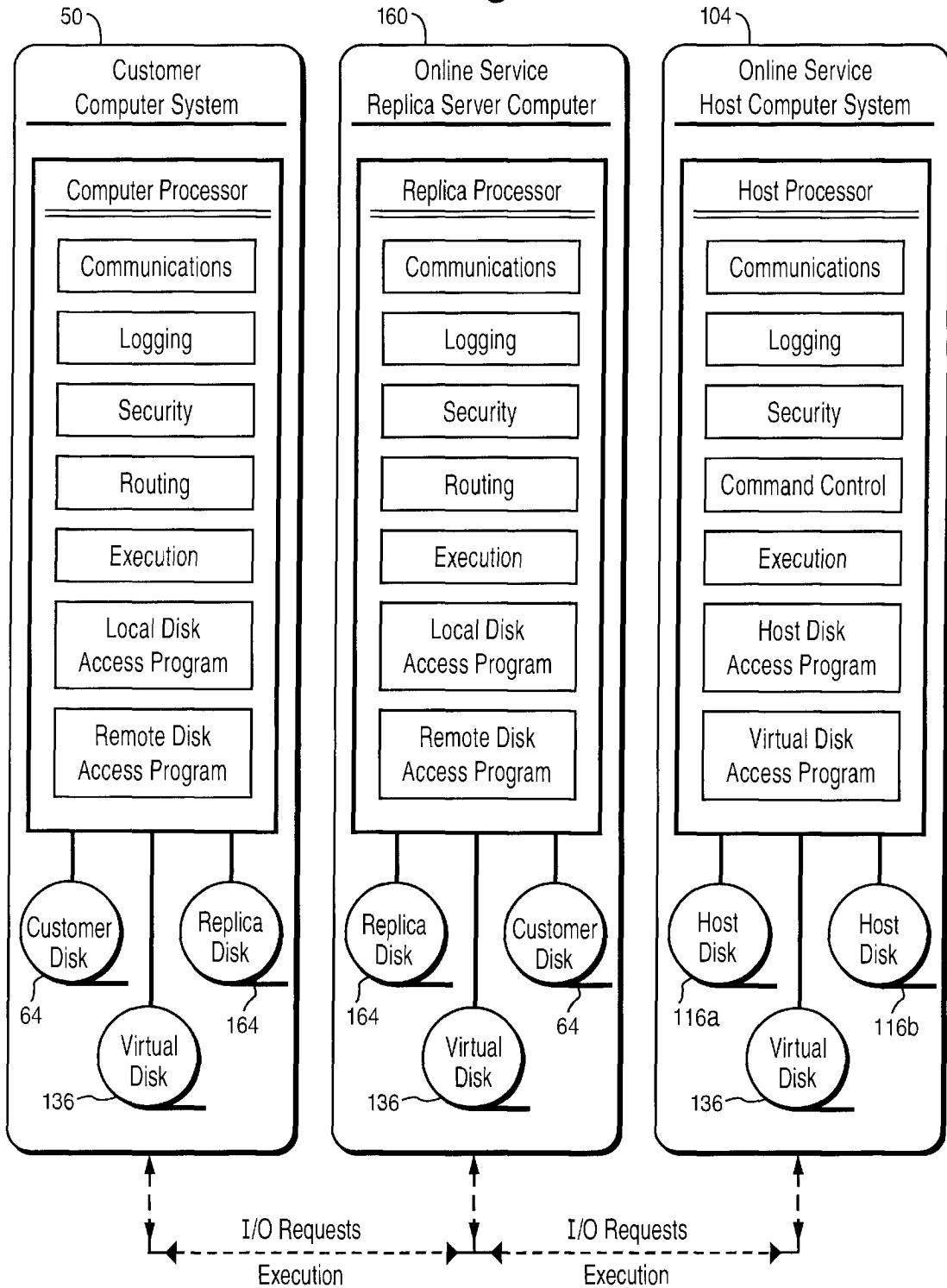


Fig. 7

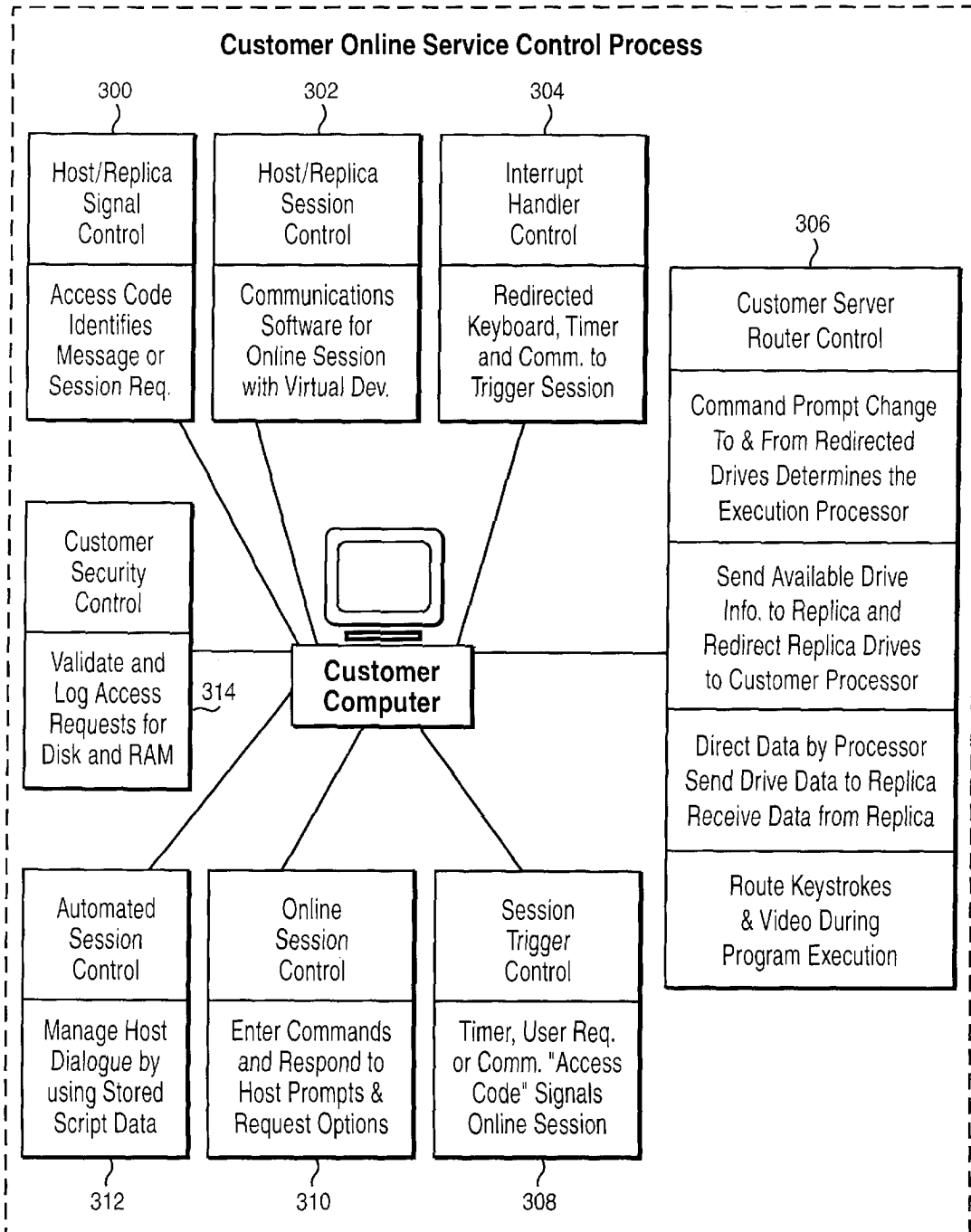




Fig. 8A

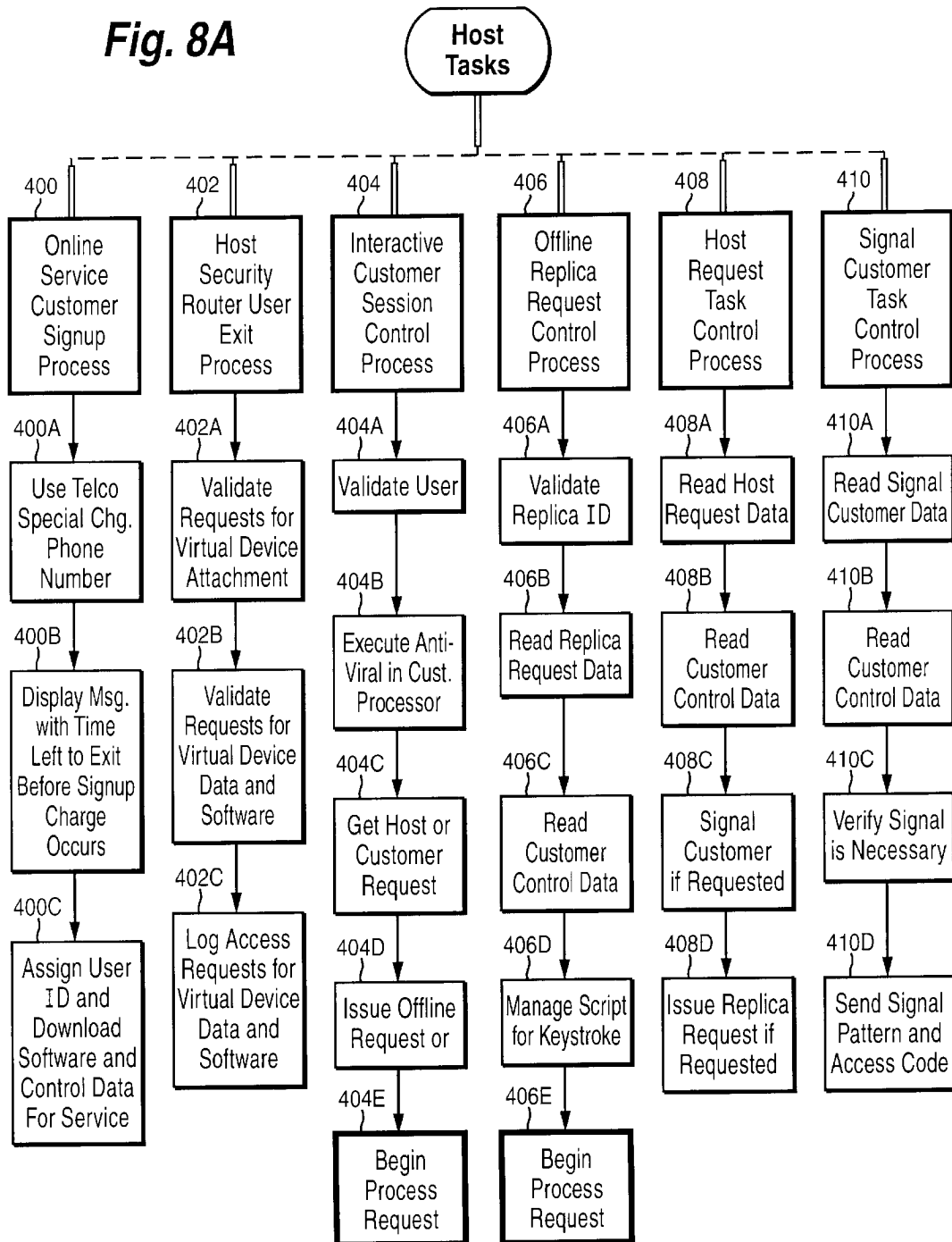


Fig. 8B

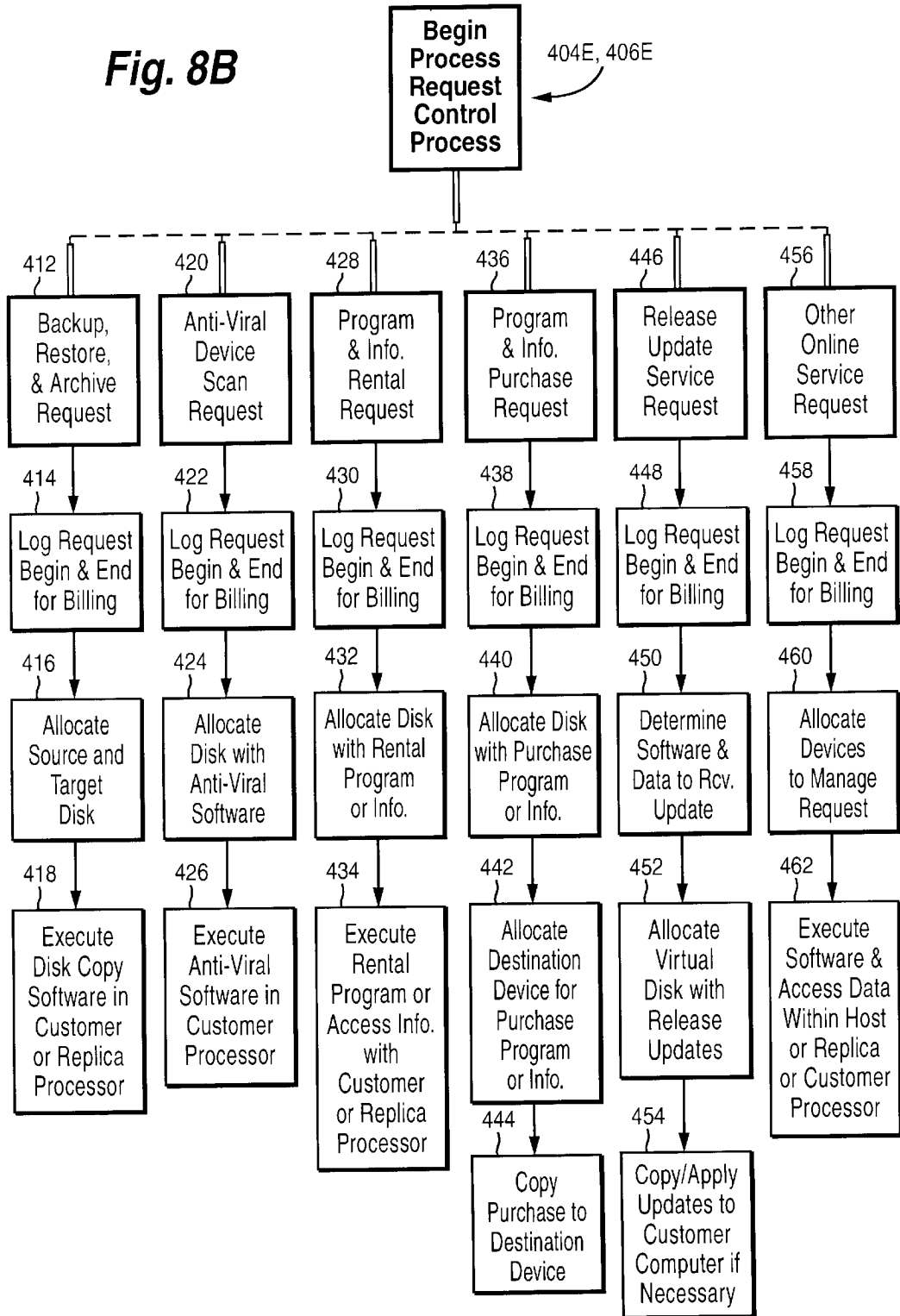
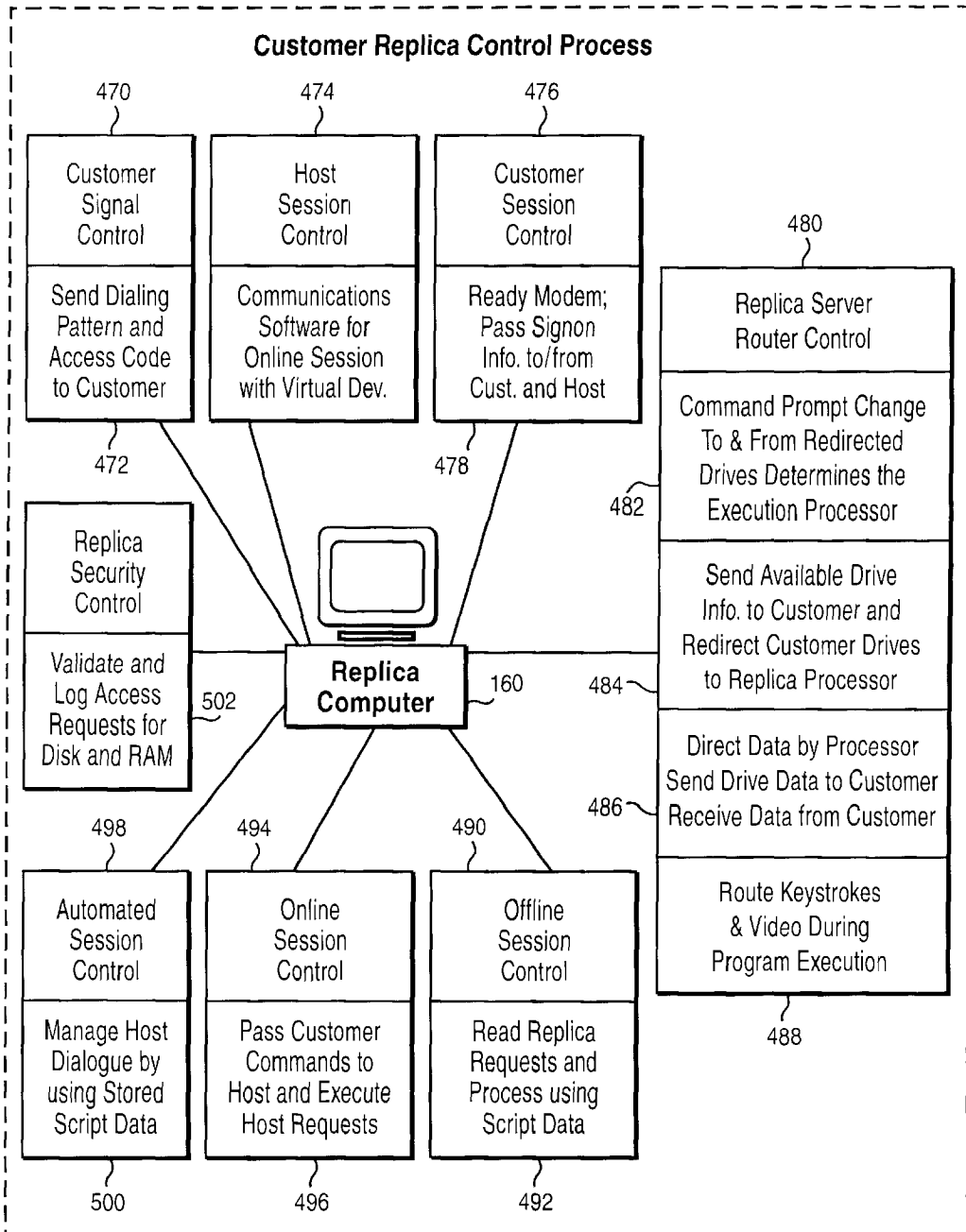
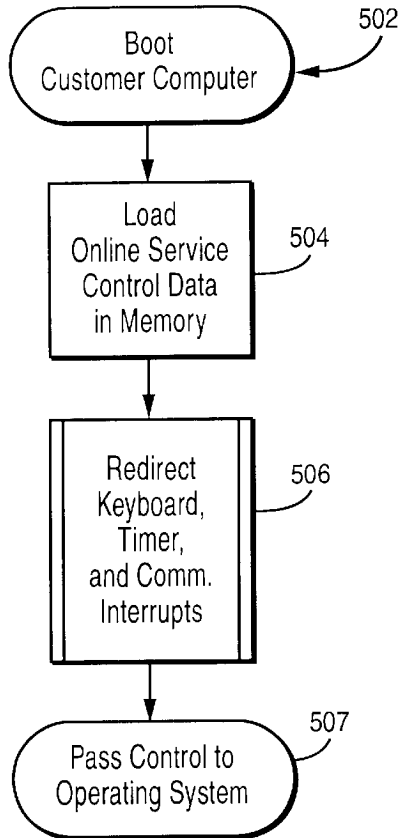


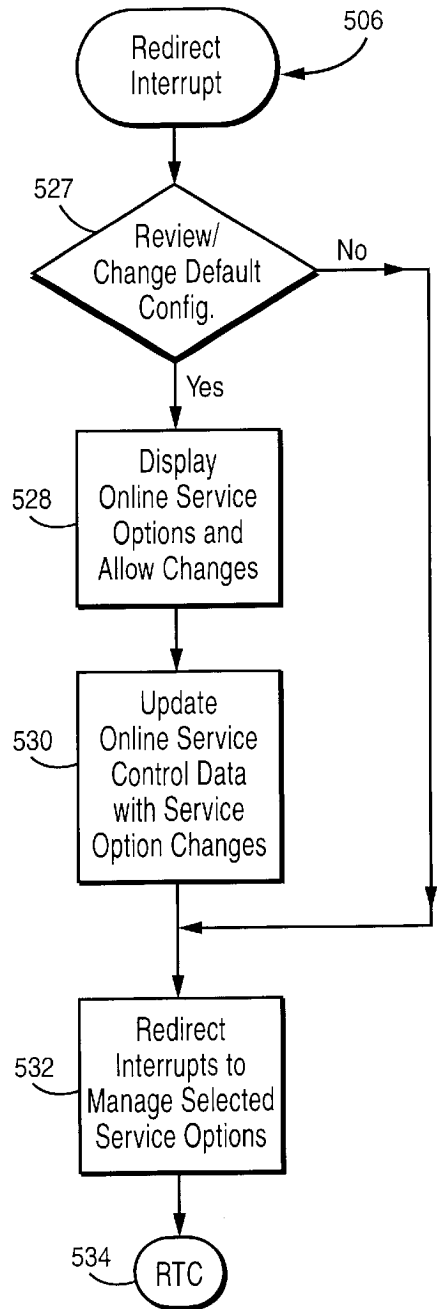
Fig. 9



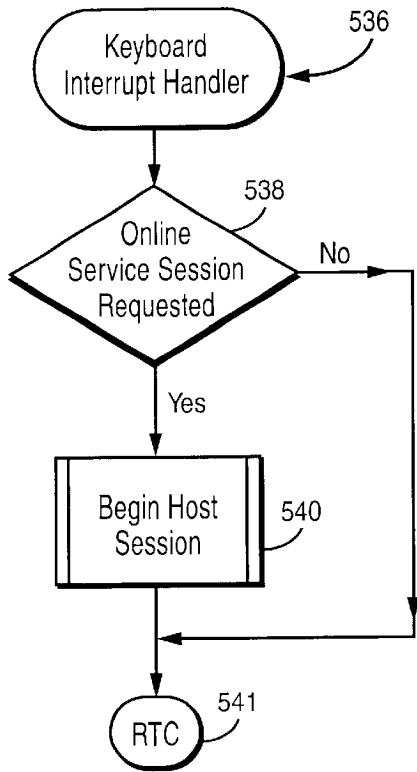
**Fig. 10**



**Fig. 11**



**Fig. 12A**



**Fig. 12B**

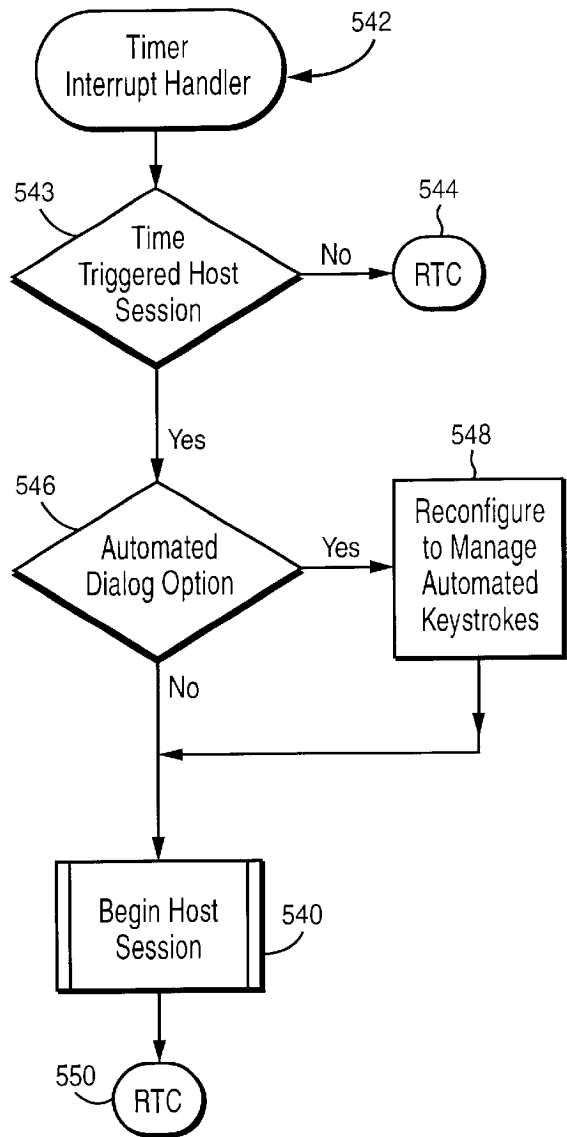


Fig. 12C

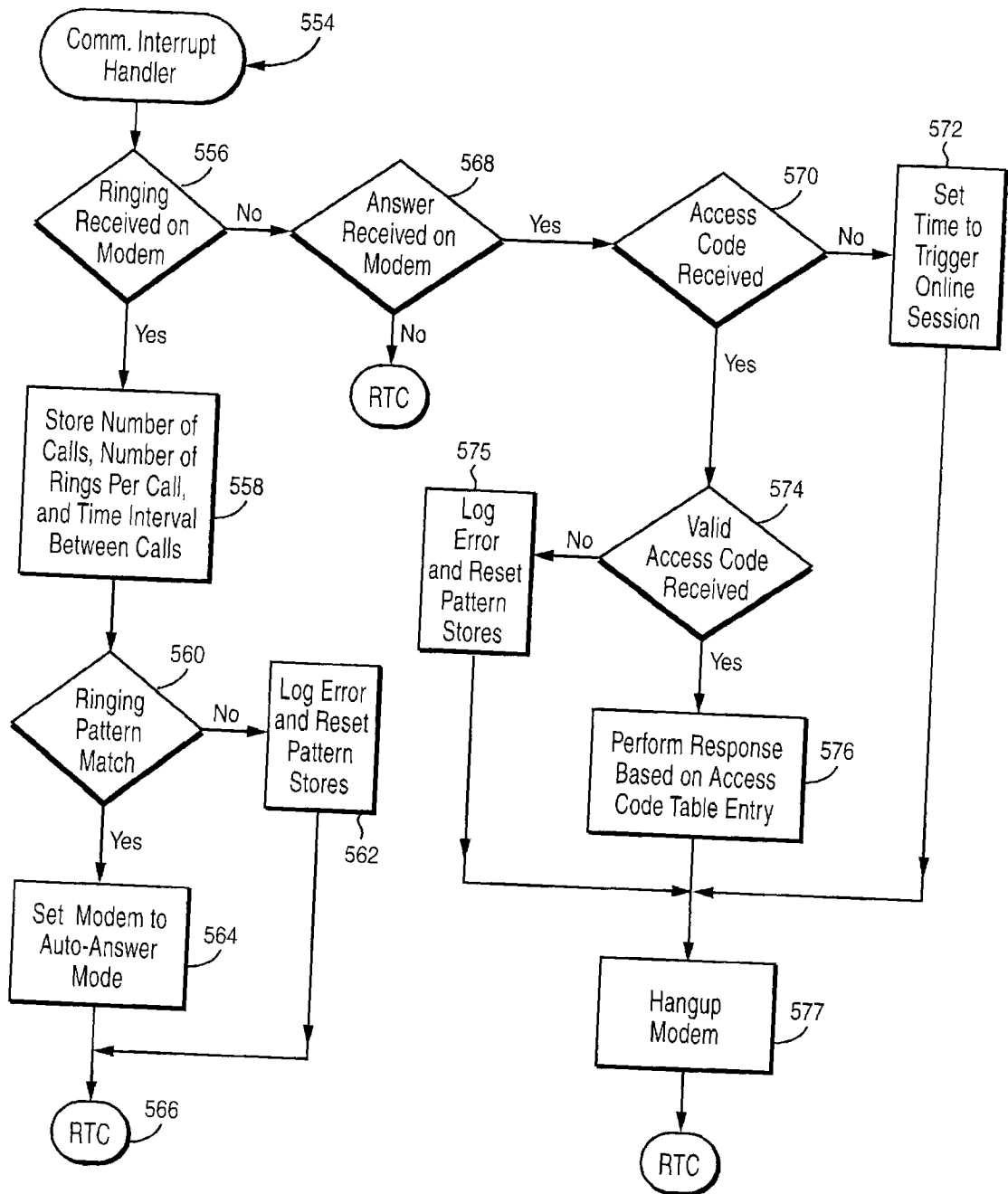


Fig. 13

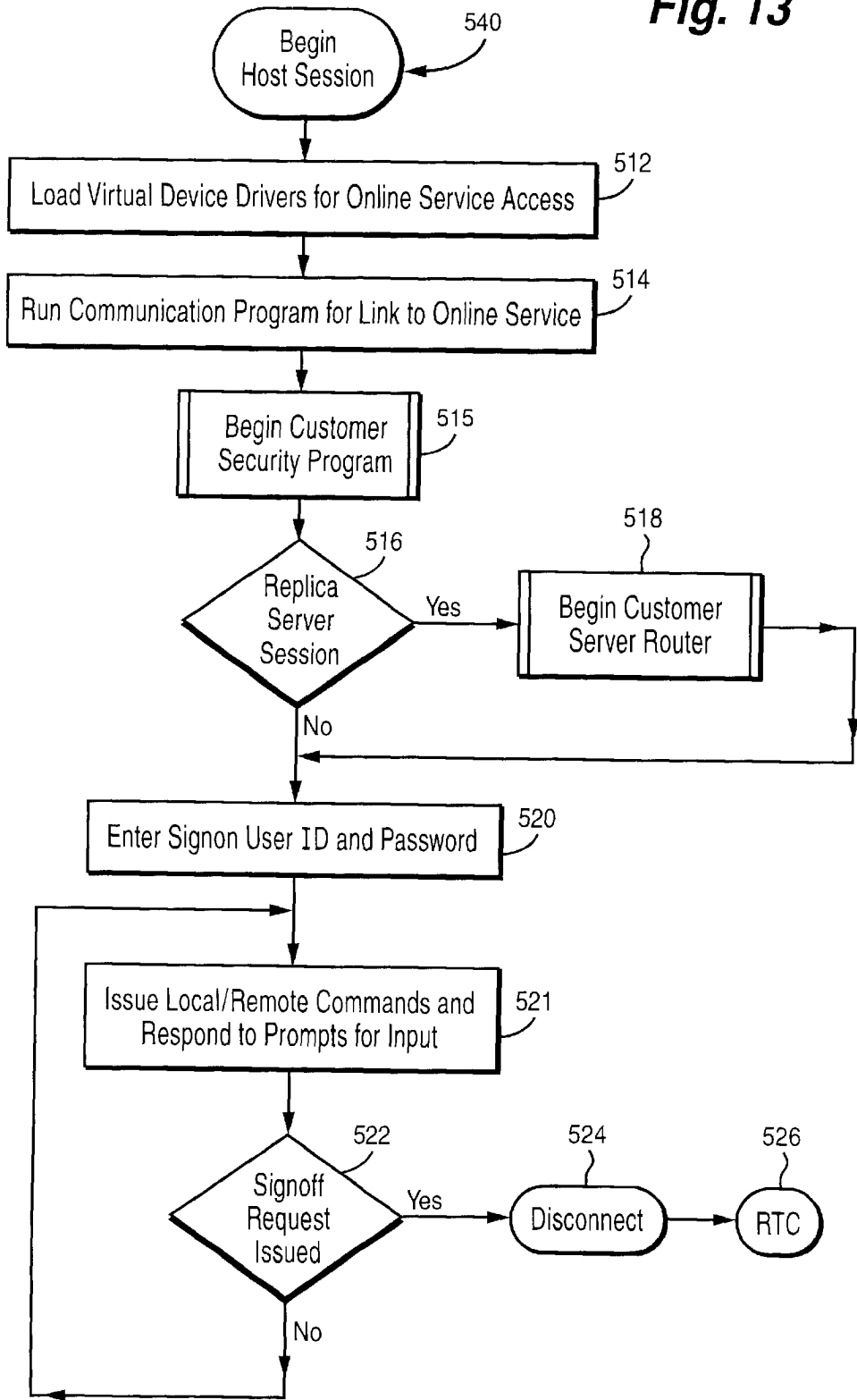


Fig. 14A

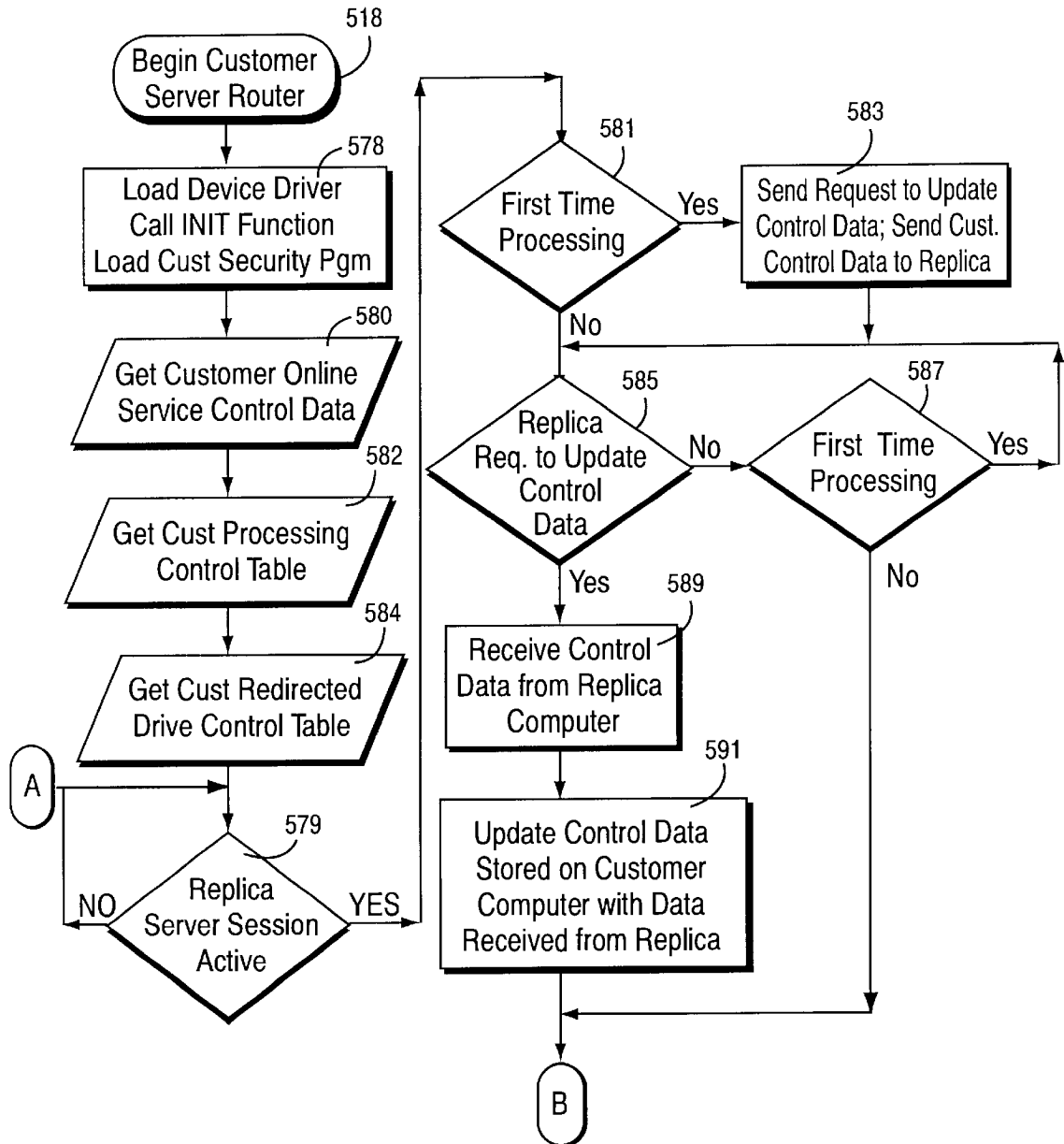




Fig. 14B

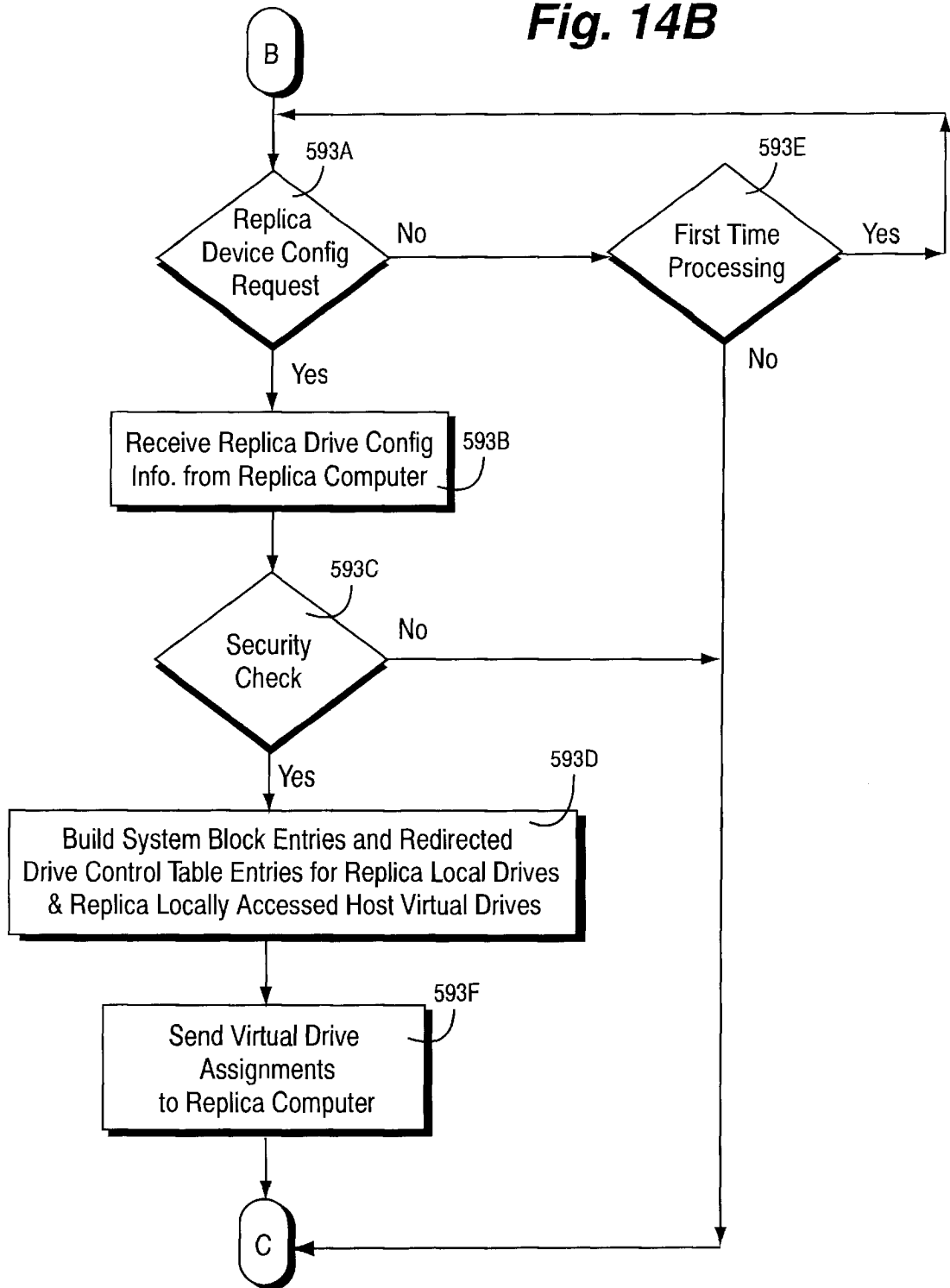


Fig. 14C

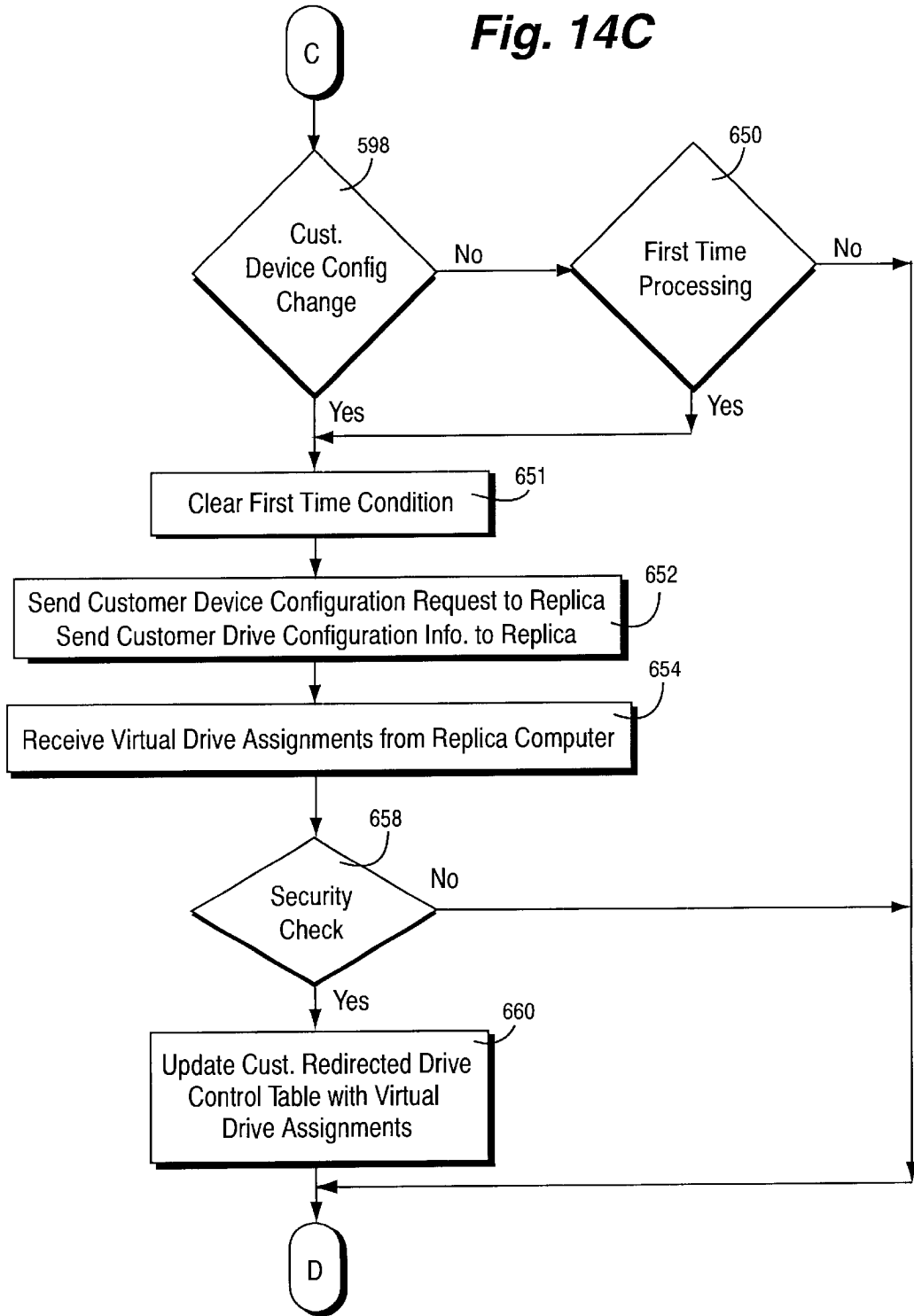


Fig. 14D

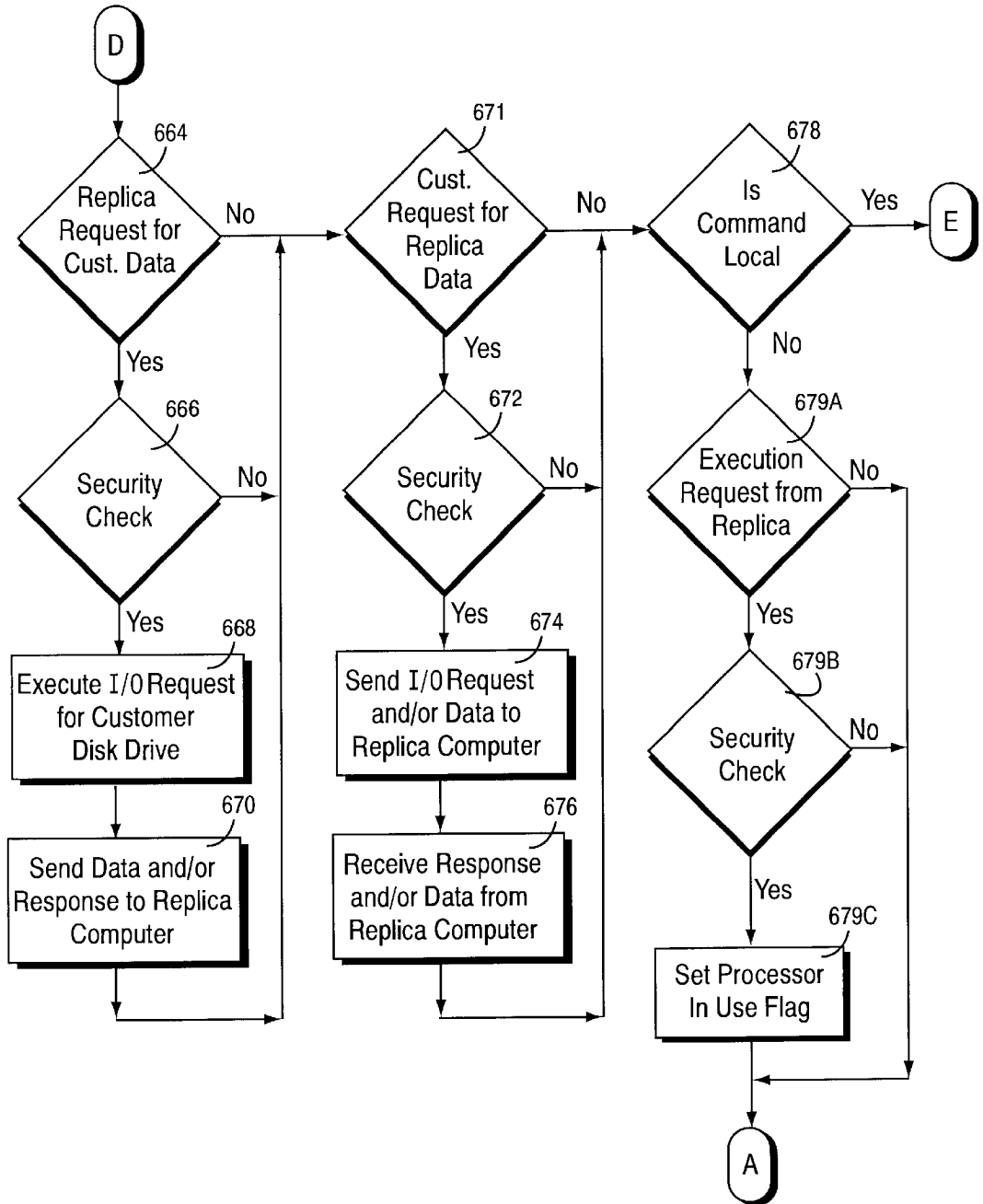


Fig. 14E

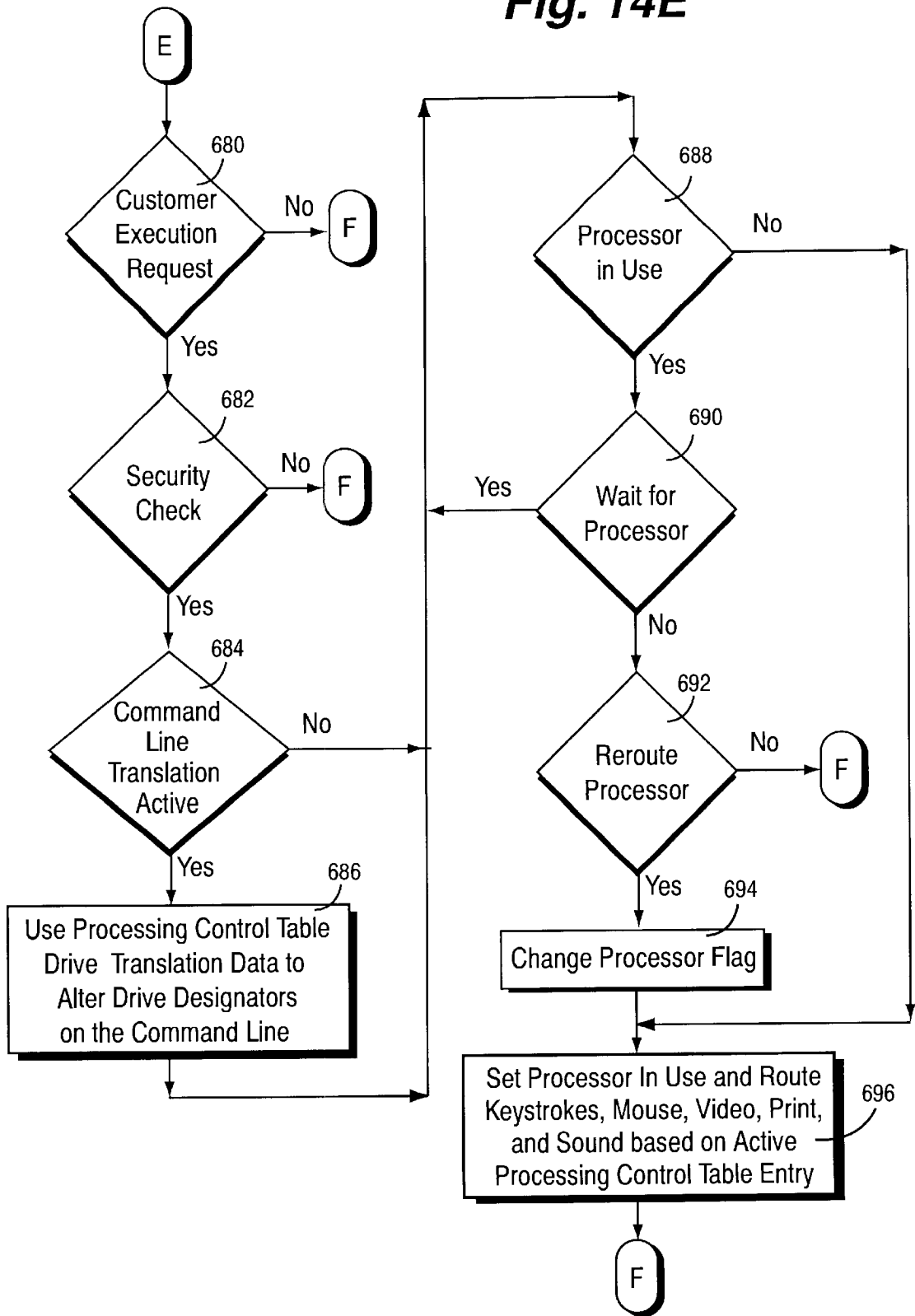


Fig. 14F

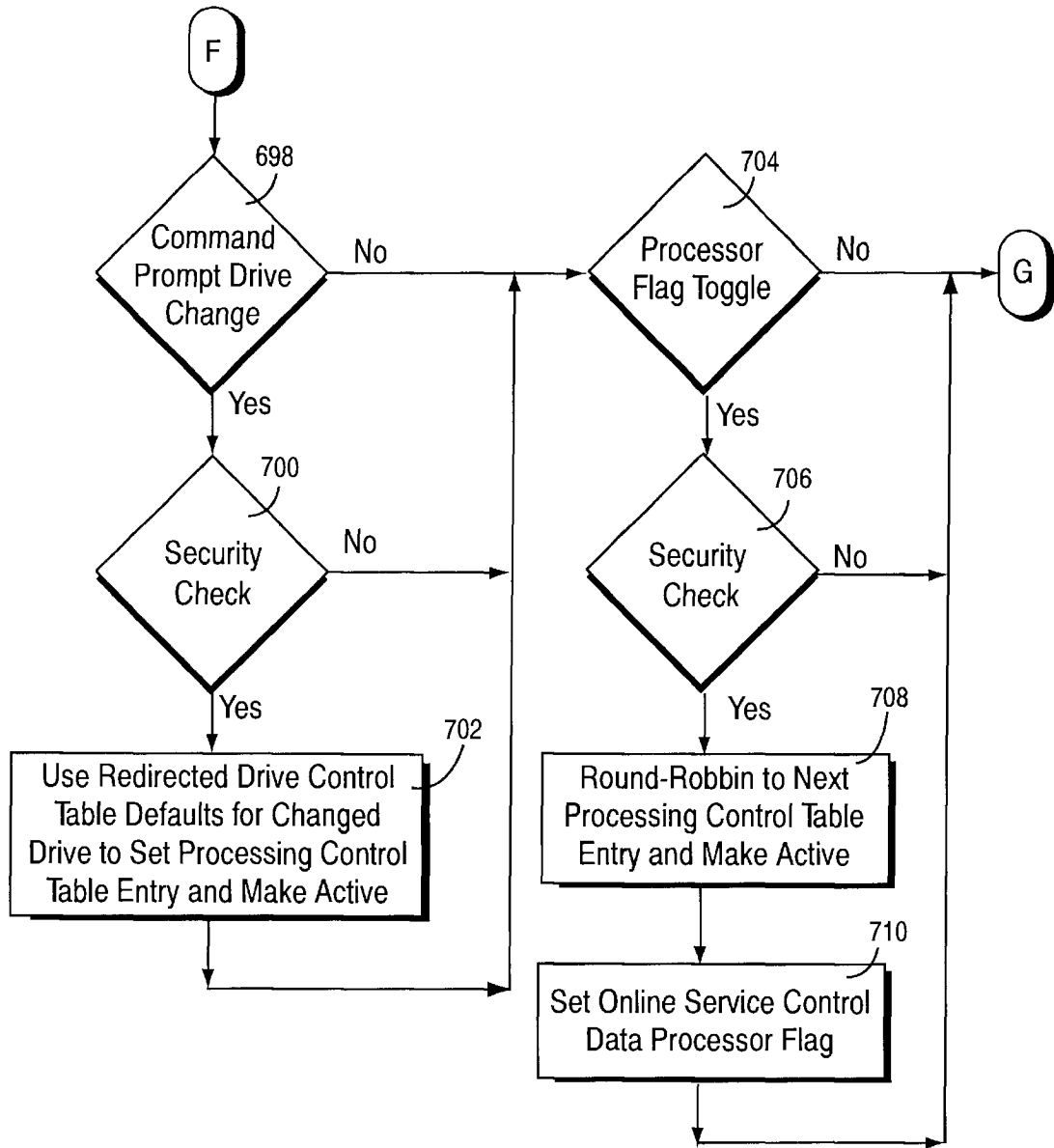


Fig. 14G

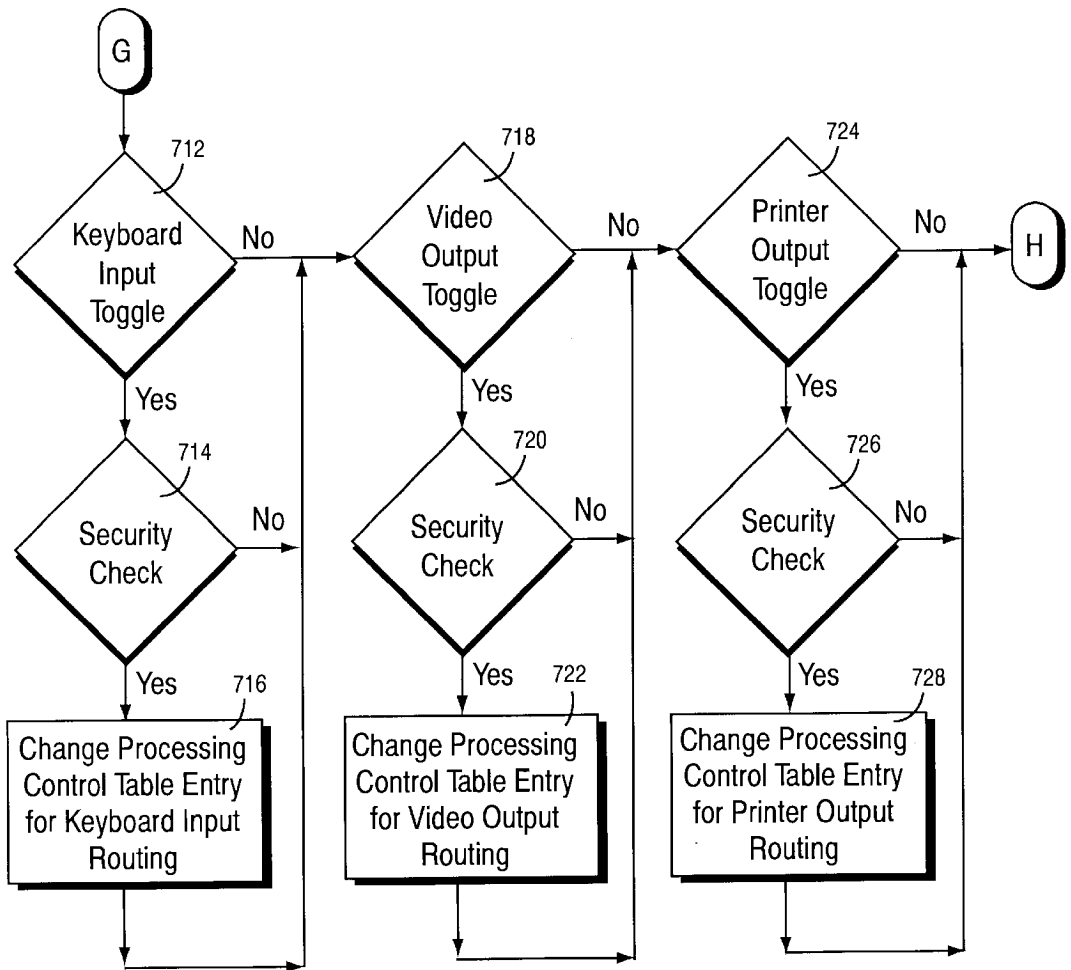


Fig. 14H

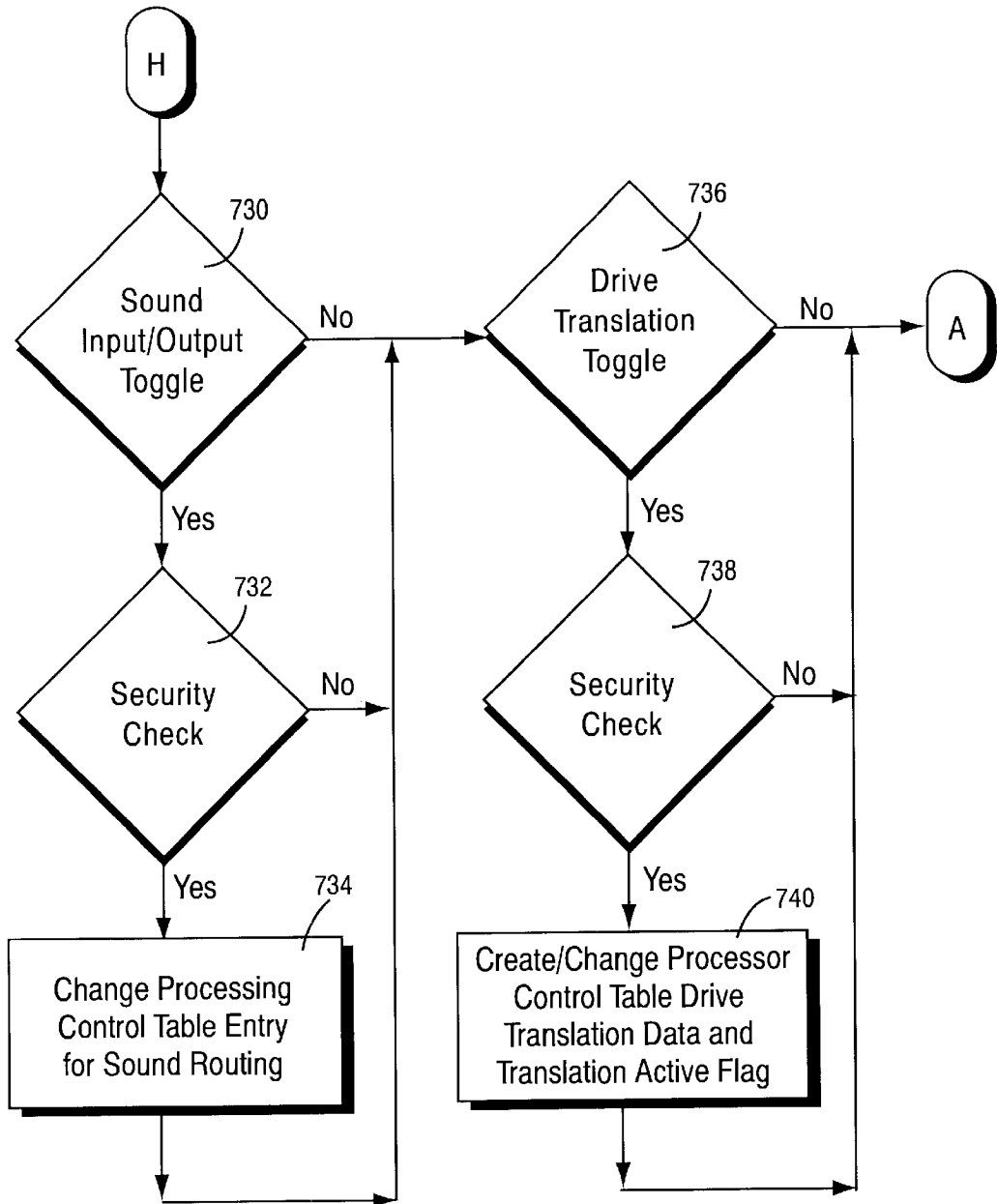
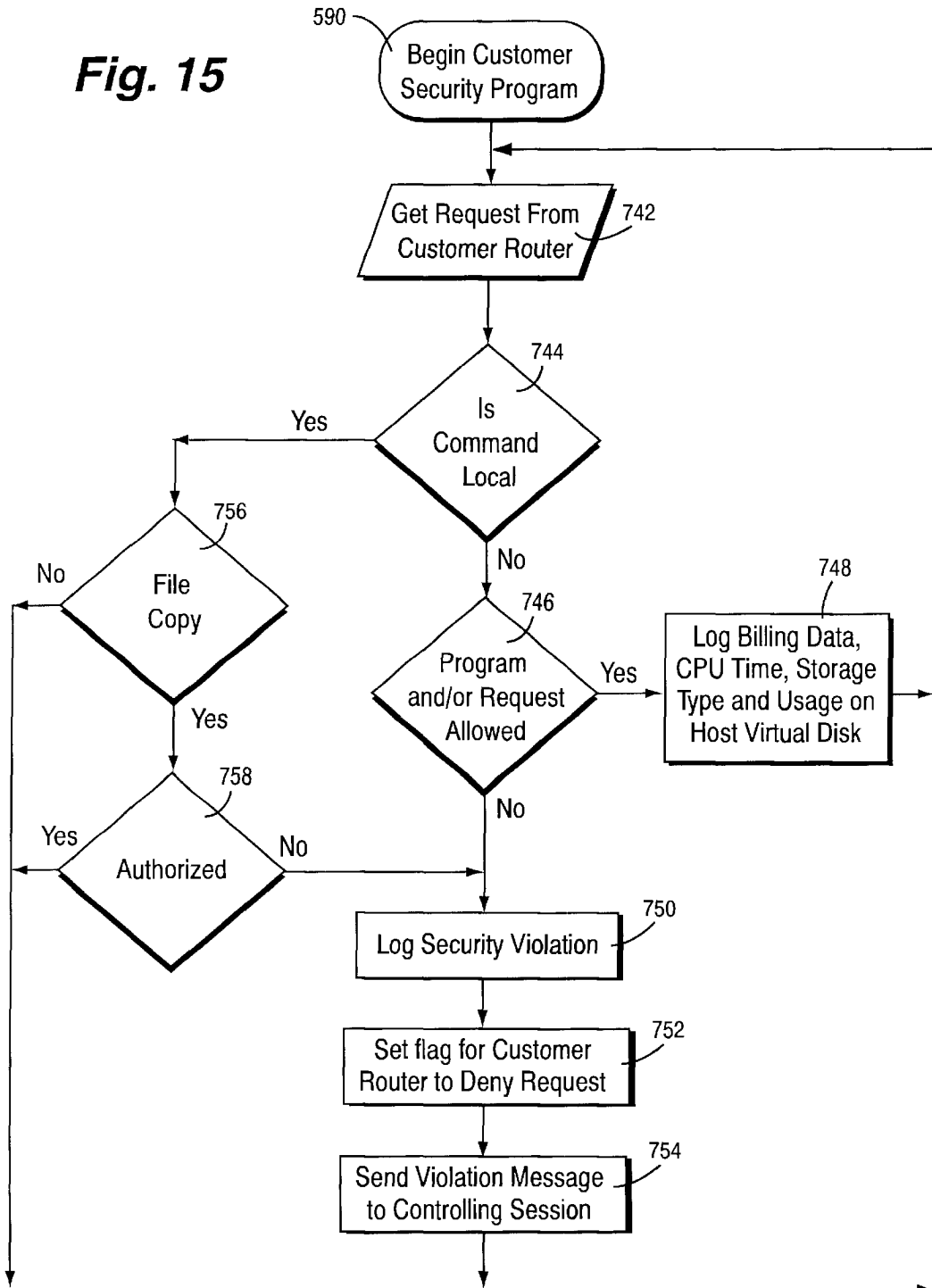


Fig. 15

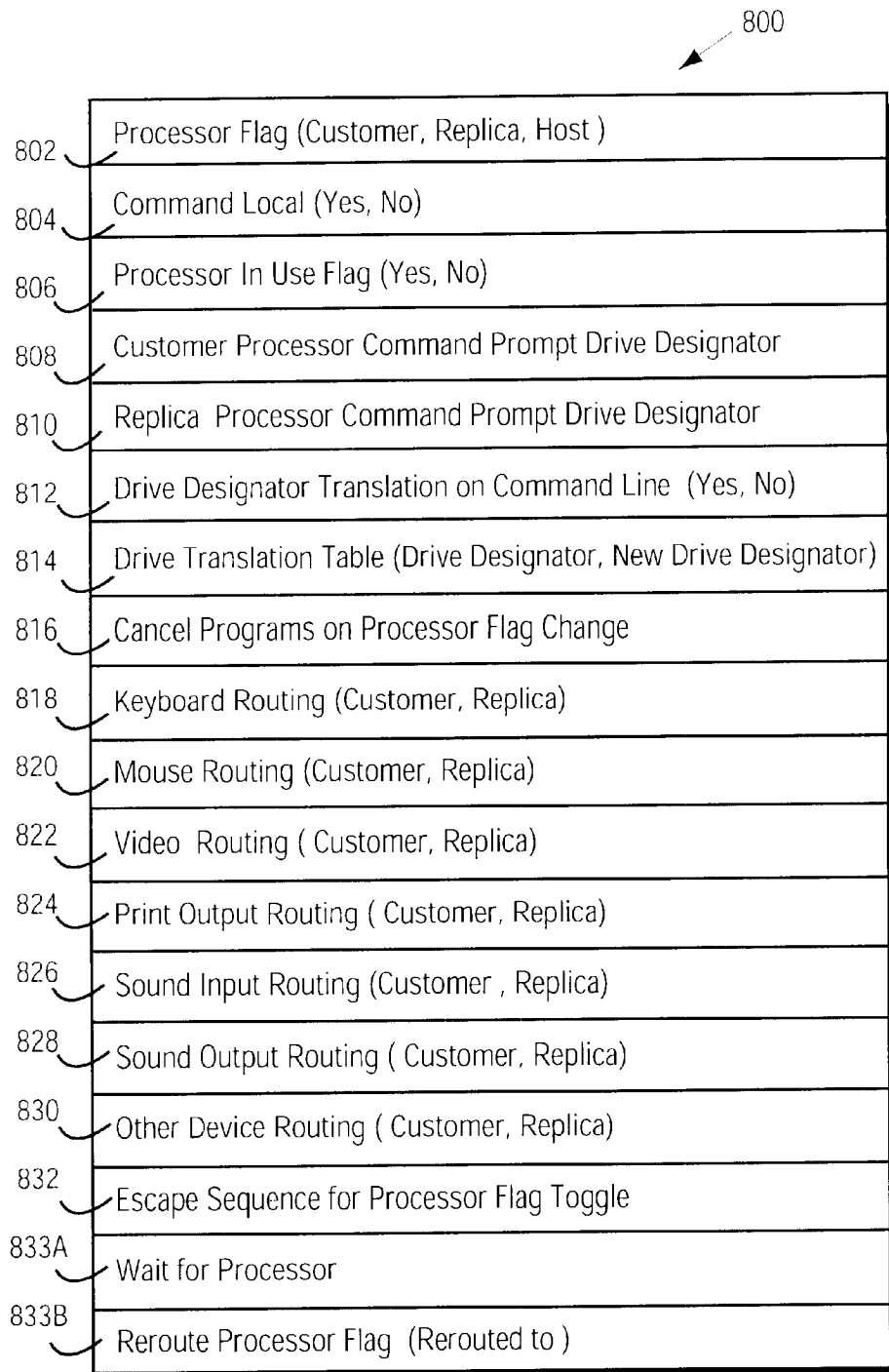




**Fig. 16A**

501

600	Hardware Configuration Data	Processor Make & Model	Memory	Peripherals		
602	Customer Profile Data	Userid	Password	Customer Name	Phone Number	
604	Table Occurs	Access Code	Phone Number	Access Reason	Response Default	Replica/Host Link
606	Session Active Flag	Host/Replica Session	Automated Session Flag			
607	Service Control Program Hot Key		Session Initiation Hot Key	Command Prompt Drive Chg Hot Key		
610	Redirected Interrupt Table Occurs		Interrupt	Active		
614	Automated Session Table Occurs	Date	Day	Time of Day	Interval Time	Service Options
616	Ringin Pattern Stores Table Occurs	Call	Rings	Wait Time	Error Tolerance	
624	Backup Option flag	Incremental Flag	Full Backup	Backup File List		
626	Restore Option Flag	Incremental Flag	Full Restore	Restore File List		
628	Anti-Viral Option Flag	Device Cleansing List	Build Anti-Viral Environment			
630	Media Routing Option Flag	Default Customer & Host Storage Locations by Media Type				
632	Media Origination Table	Device	Location	Allocate Device	Read Device Flag	
634	Media Destination Table	Device	Location	Allocate Device	Write to Device Flag	
636	Inter-Routing Media Option Flag	Media Conversion Table Occurs	From Media	To Media		
638	Diagnostic Option Flag	Diagnostic Function List				
640	Disk Compression Option Flag	Compression Method				
642	Disk Encryption Option Flag	Encryption Method				
644	Disk Management Option Flag	Management Functions				
646	Release Update Option Flag	Software & Info List				
648	Processor Flag (Customer, Replica, Host)					
649A	Processing Control Table Default Settings by Processor Flag					
649B	Customer Processor Command Prompt Drive Designator					
649C	Replica Processor Command Prompt Drive Designator					
649D	Drive Control Table Default Settings by Disk Type					
649E						

**Fig. 16B**

**Fig. 16C**

834  
↙

836	Disk Type ( Local Customer, Local Replica, Virtual Disk)
838	Local Drive Designator (A:, B:, C:, D:, E:, ..Z:)
840	BIOS Parameter Block Location for Local Drive
842	Drive Parameter Block Location for Local Drive
844	Redirected (Remote) Drive Designator (A:, B:, C:, D:, E:, ..Z:)
846	BIOS Parameter Block Location for Redirected (Remote) Drive
848	Drive Parameter Block Location for Redirected (Remote) Drive
850	Default Drive Designator Translation (Yes, No)
852	Default Keyboard Routing (Customer, Replica)
854	Default Mouse Routing ( Customer, Replica)
856	Default Video Routing (Customer, Replica)
858	Default Print Routing ( Customer, Replica)
860	Default Sound Routing ( Customer, Replica)
862	Default Processor Flag ( Customer, Replica, Host)
864	Set Default Processor Flag on Command Prompt Drive Change (Yes, No)
866	Default Escape Sequence for Processor Flag Toggle

Fig. 17

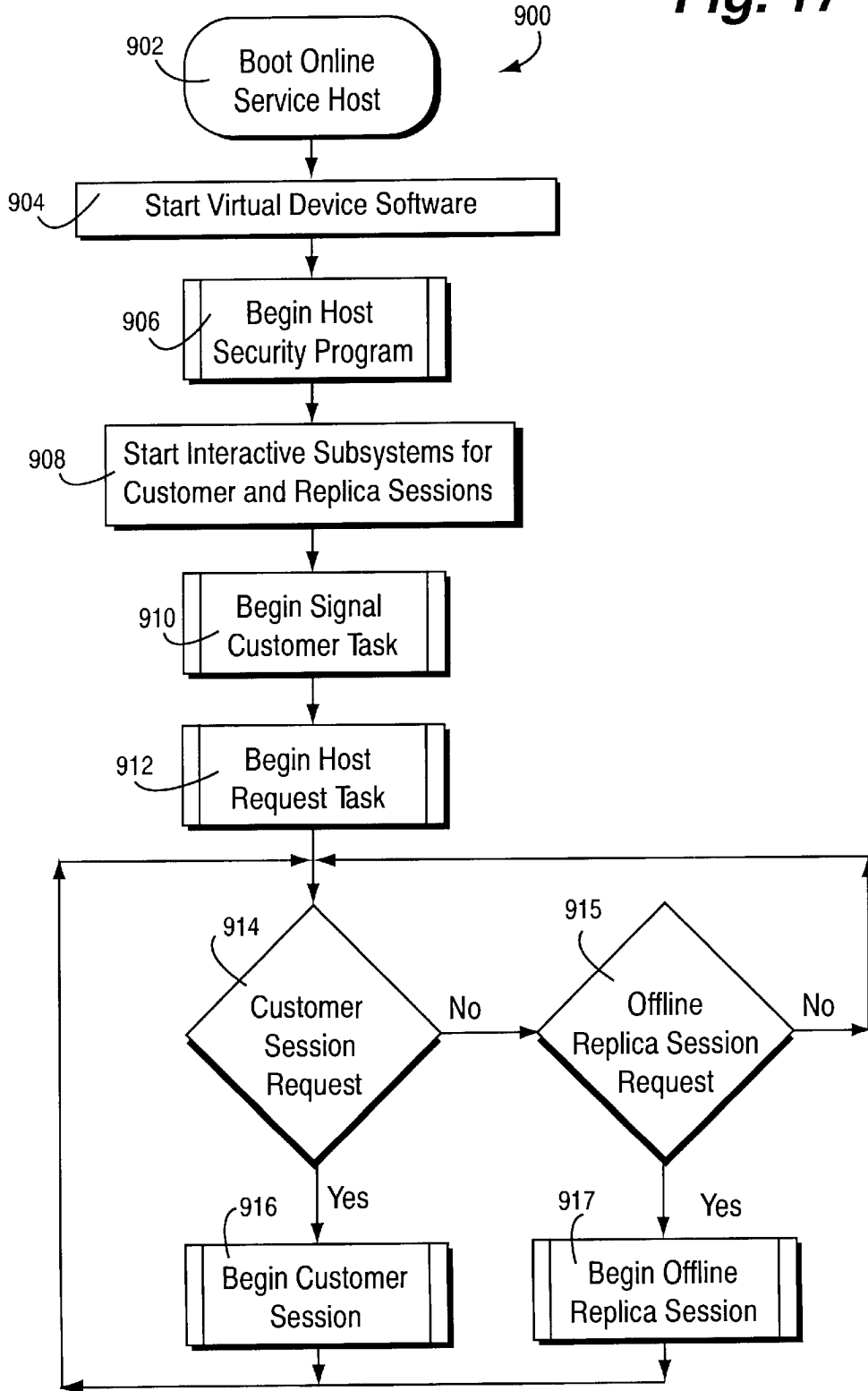


Fig. 18

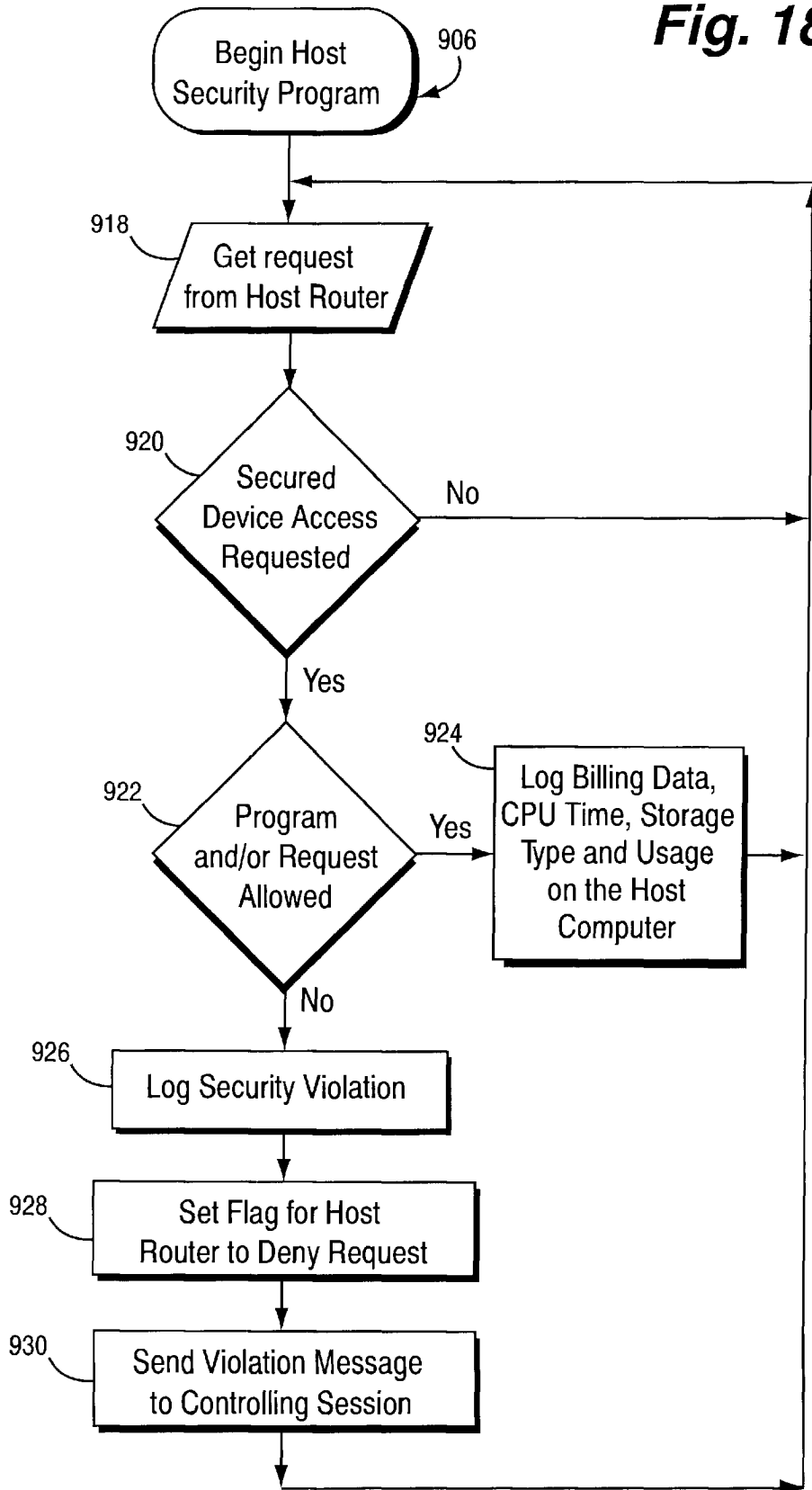


Fig. 19A

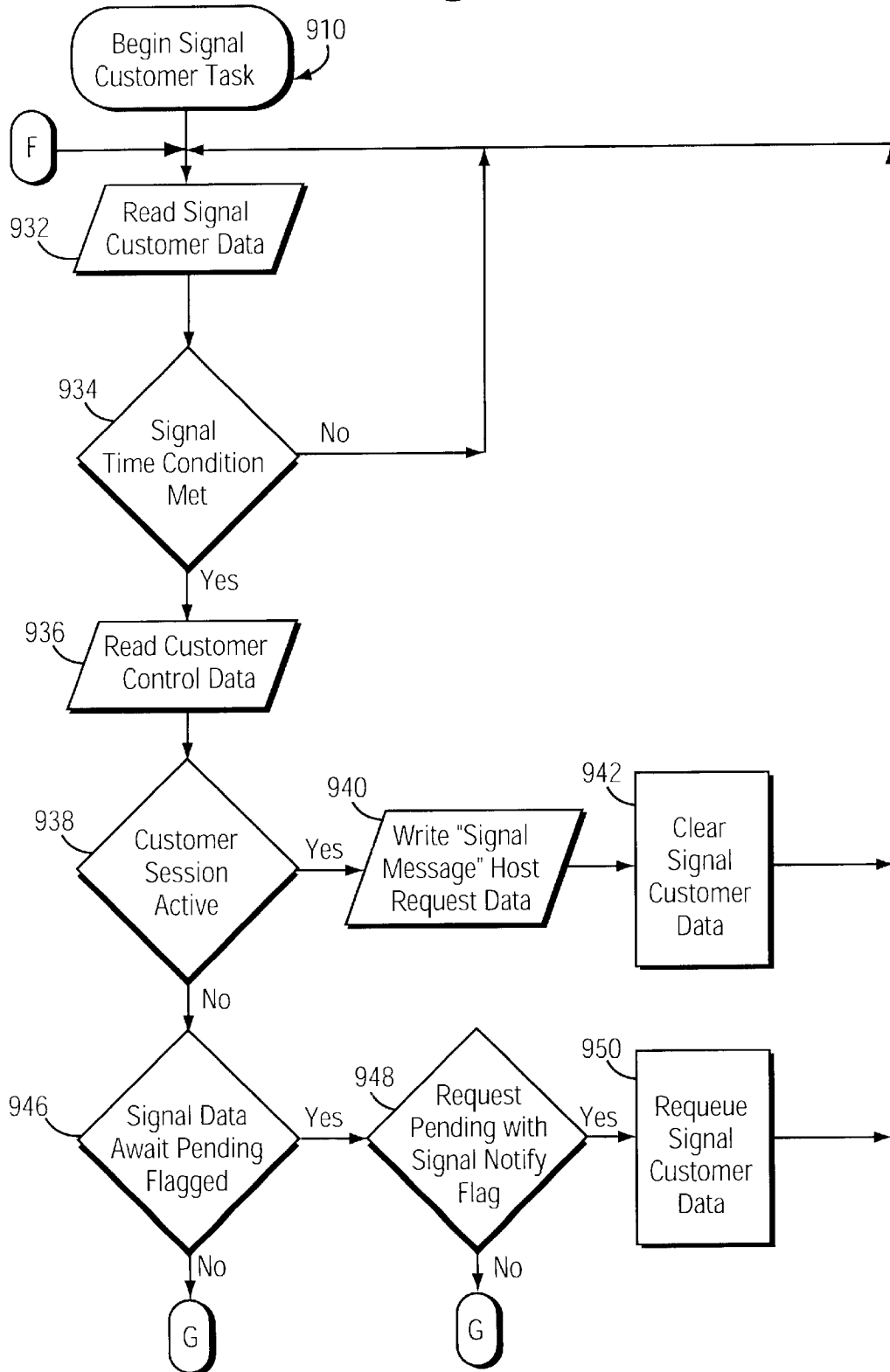


Fig. 19B

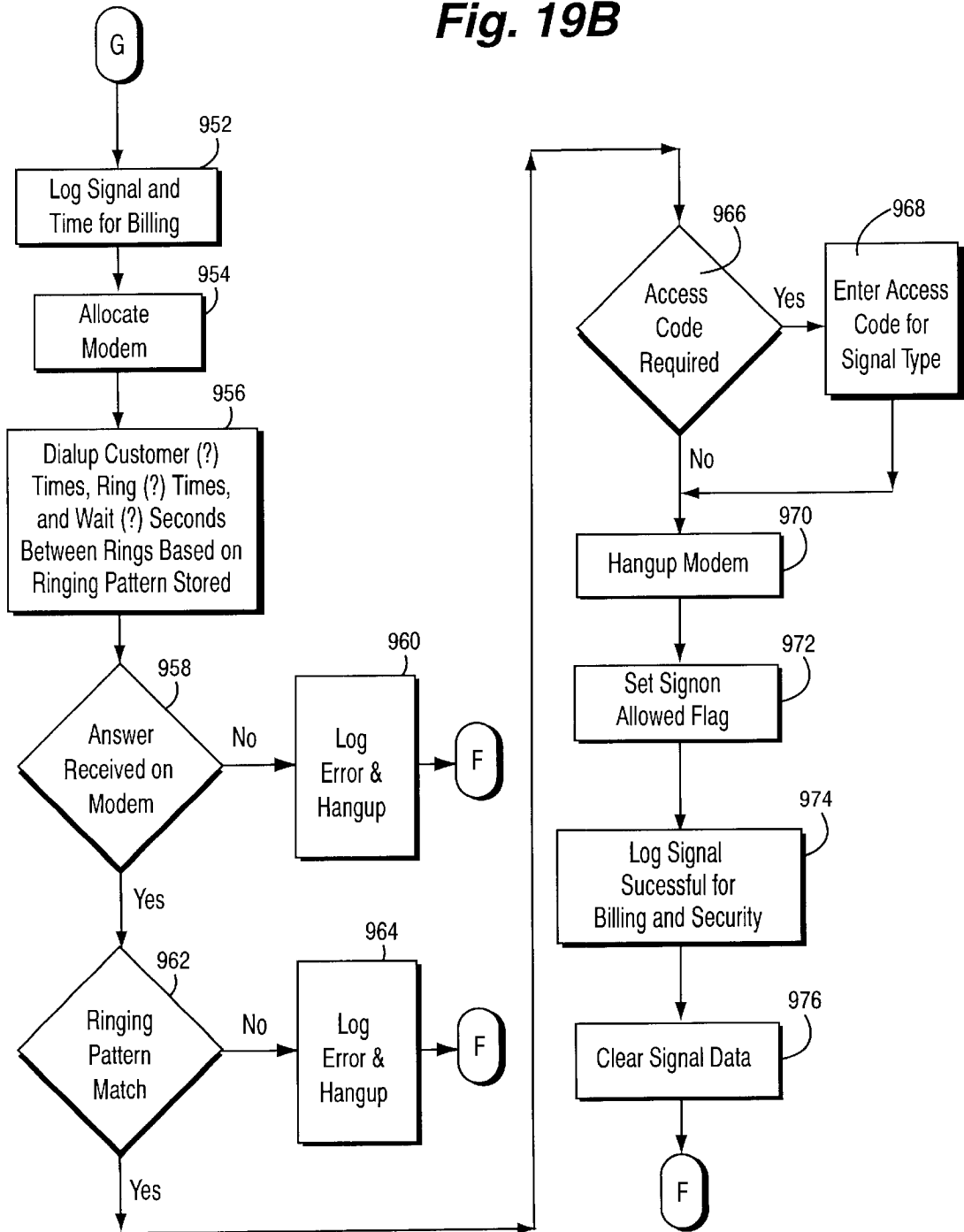
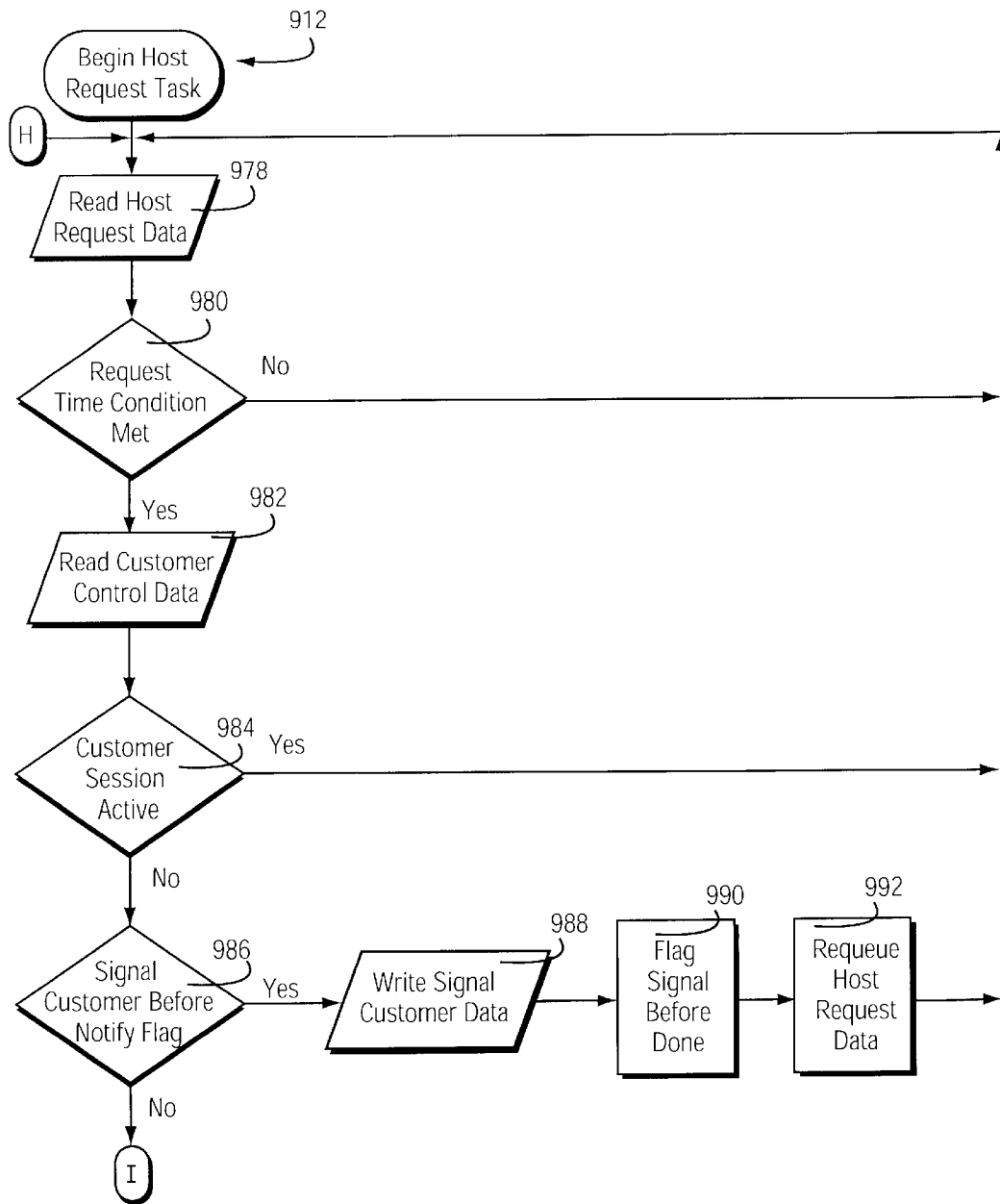


Fig. 20A





**Fig. 20B**

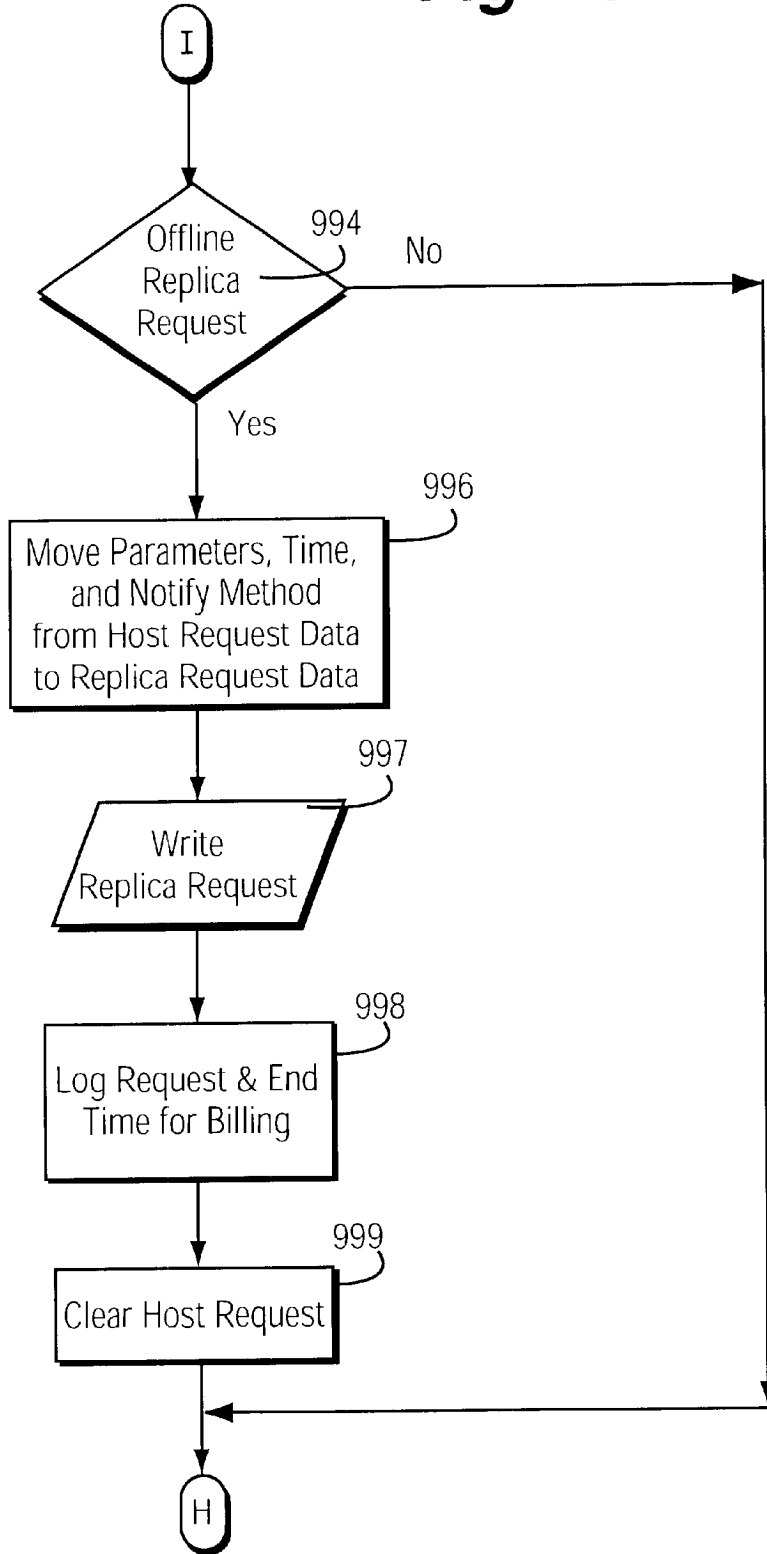


Fig. 21A

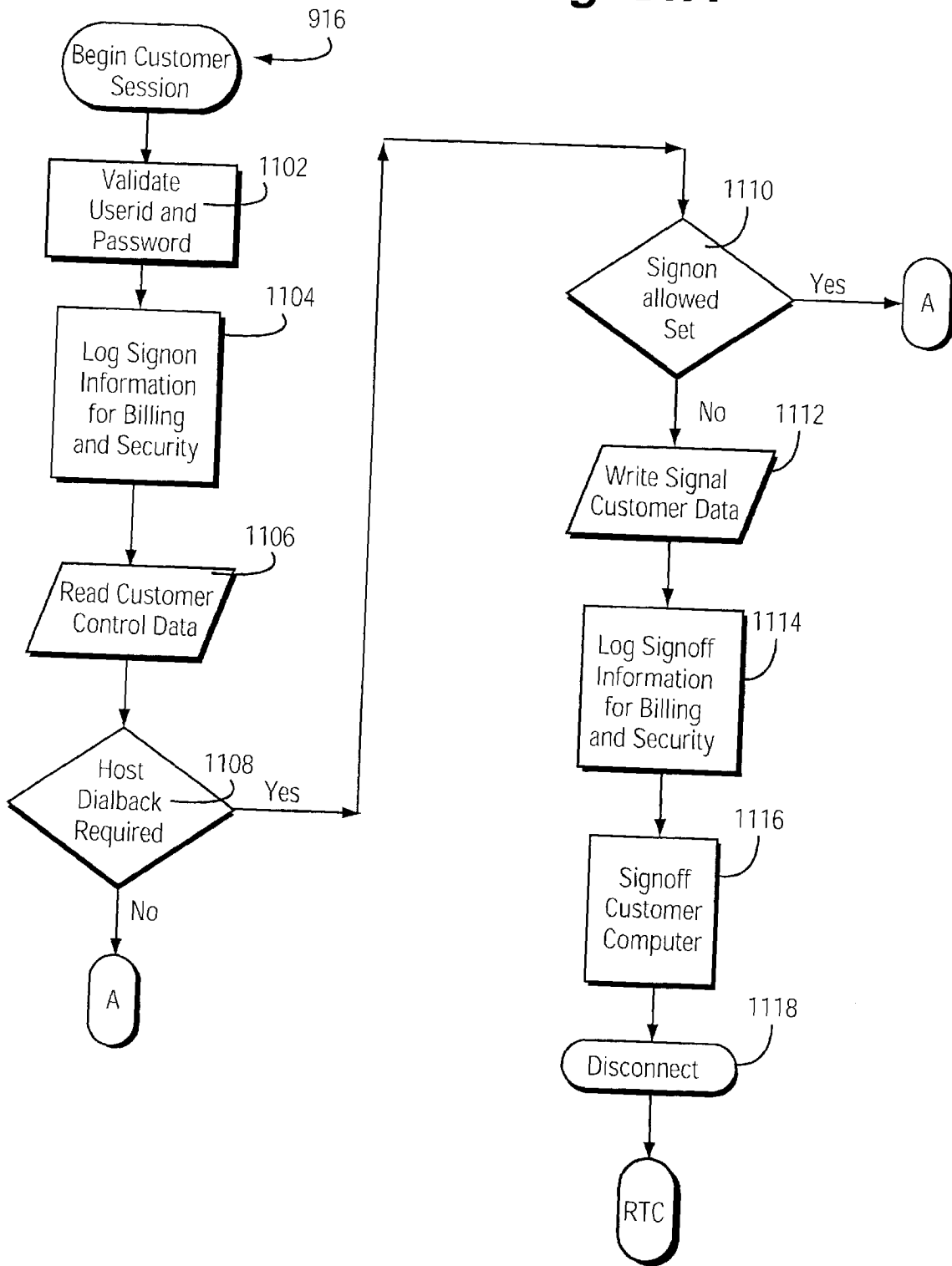


Fig. 21B

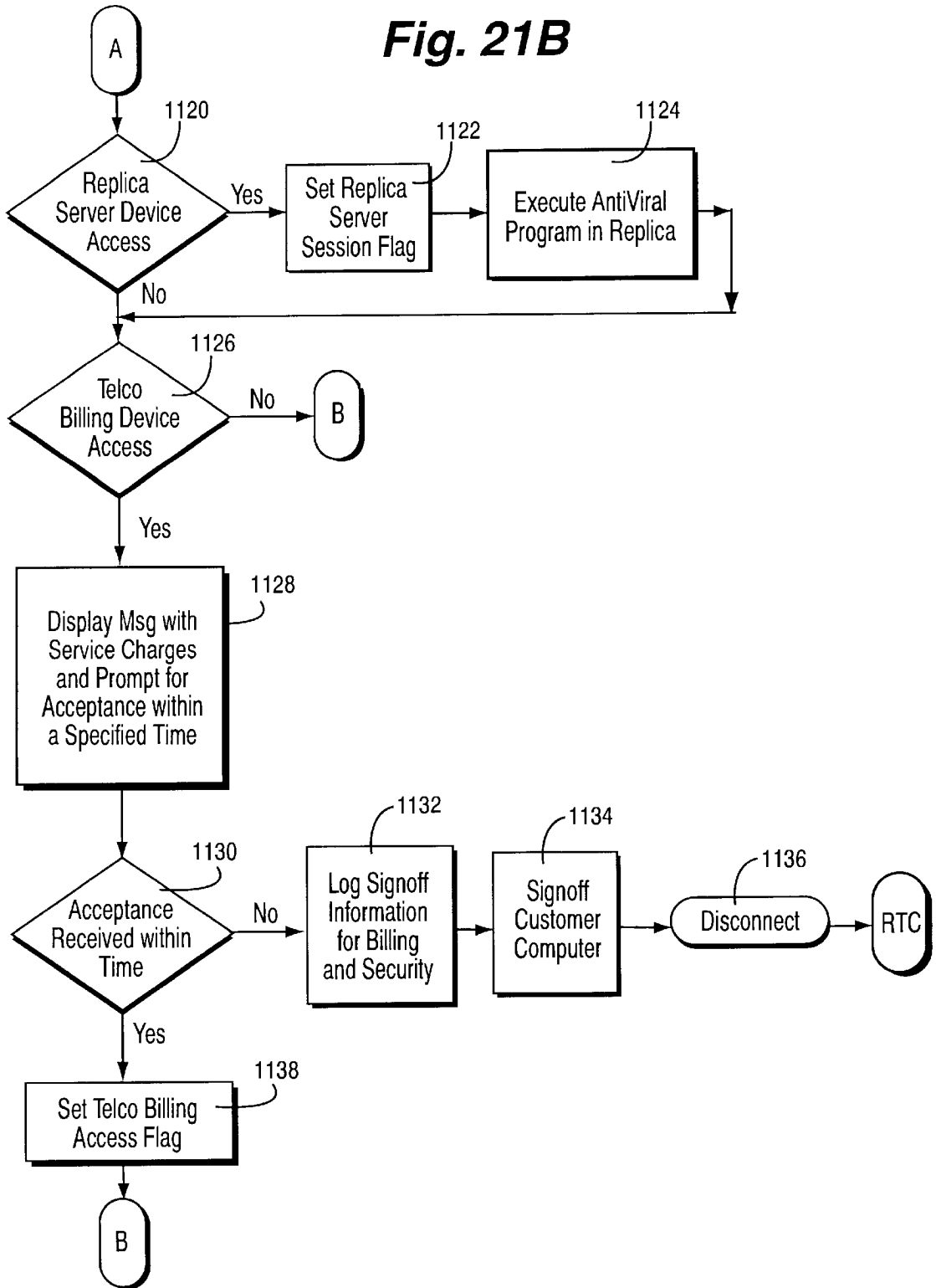


Fig. 21C

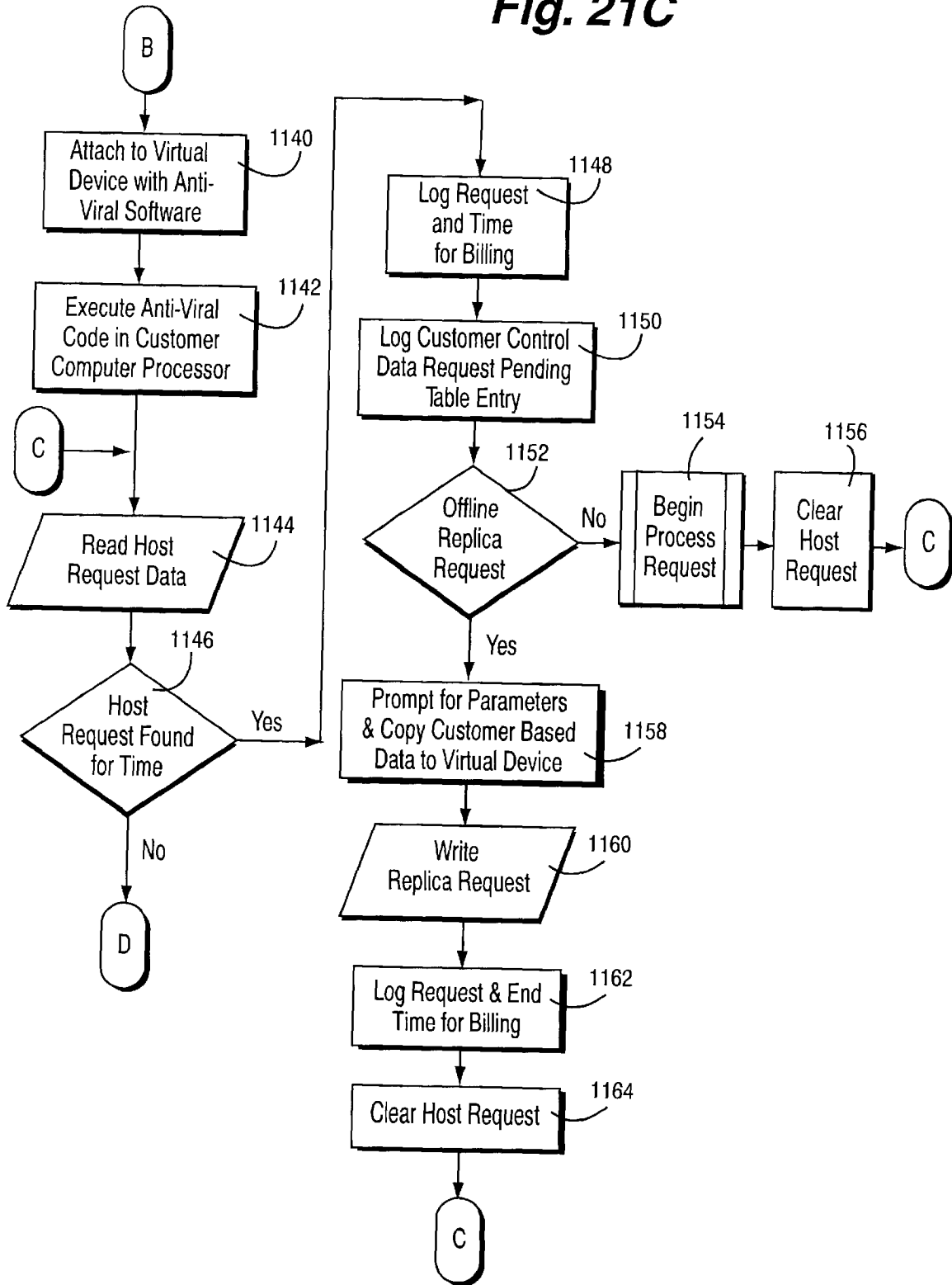


Fig. 21D

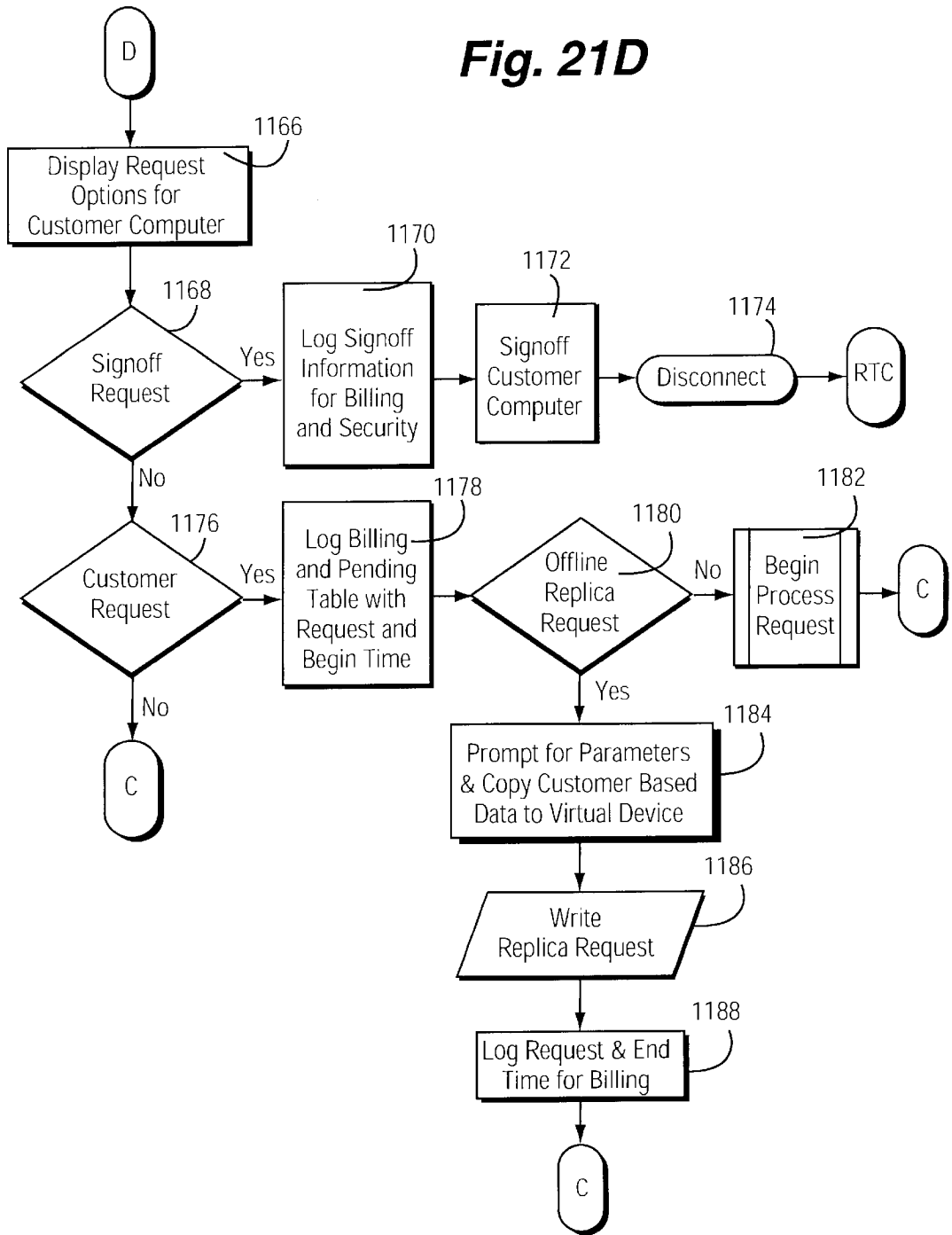


Fig. 21E

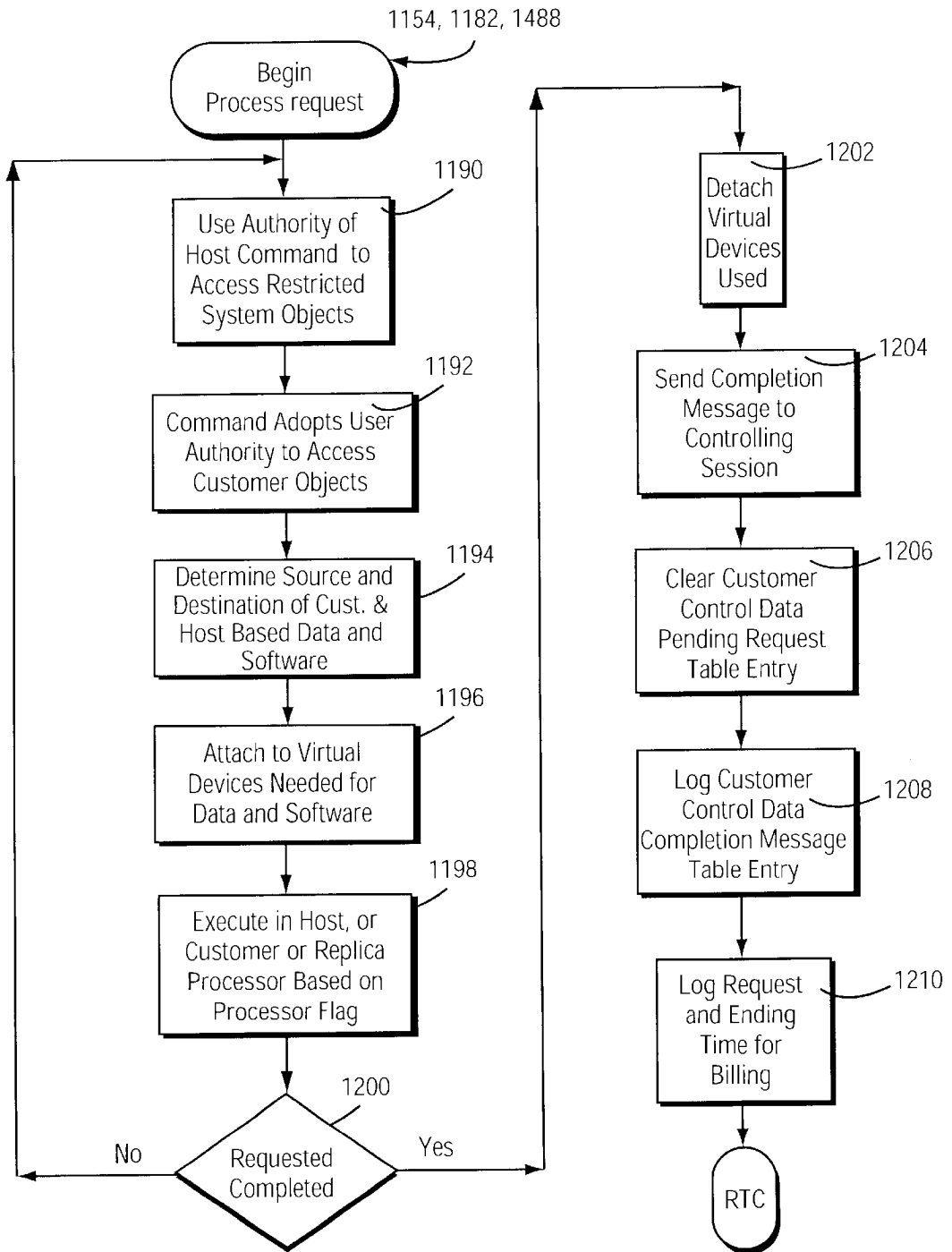
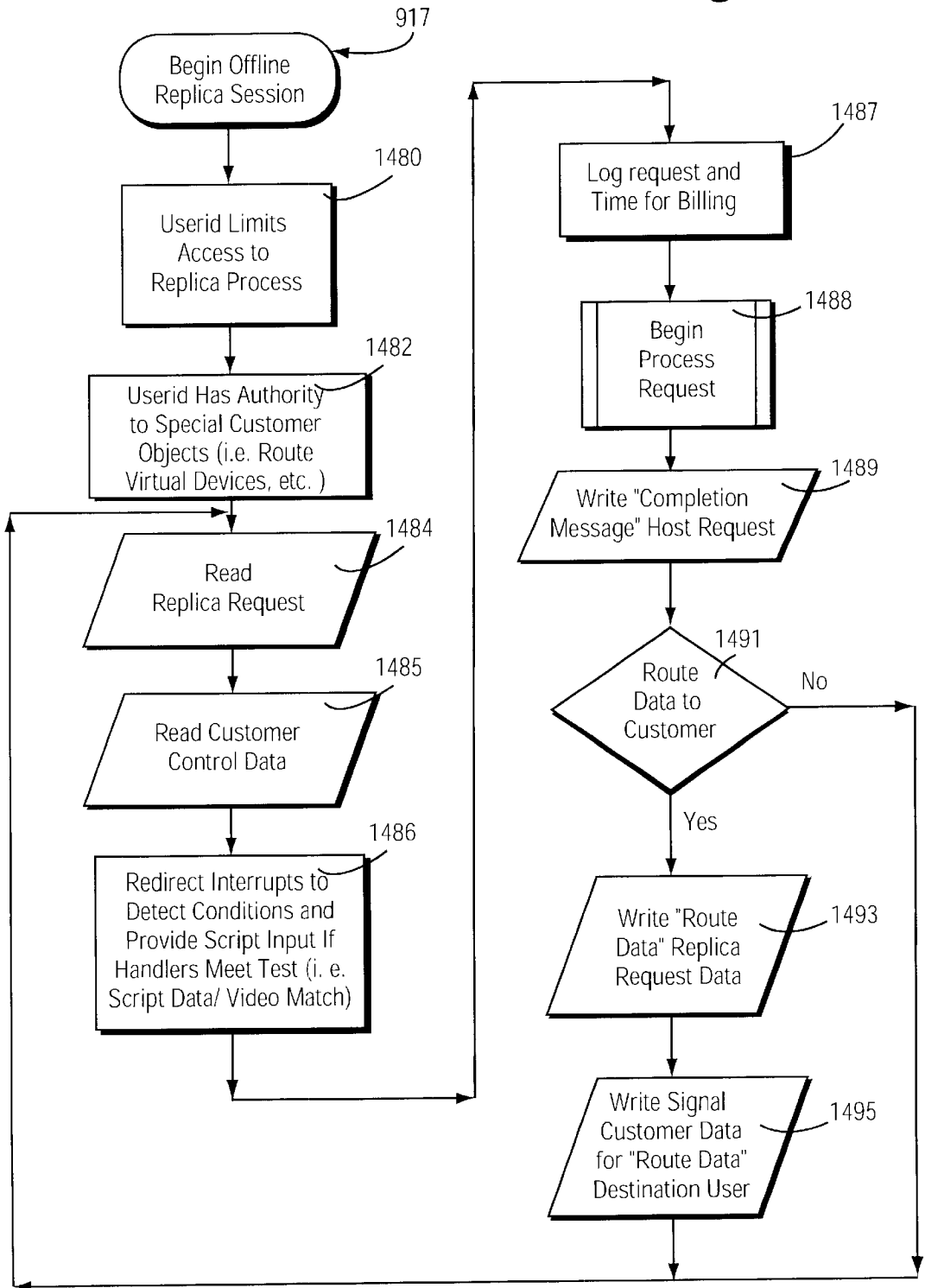


Fig. 21F



**Fig. 22A**

Online Service Control Data Customer 1
Online Service Control Data Customer 2
.
.
.
Online Service Control Data Customer N



**Fig. 22B**

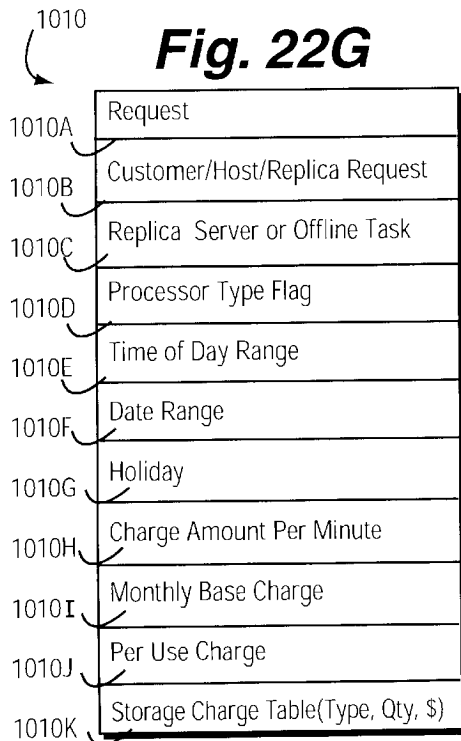
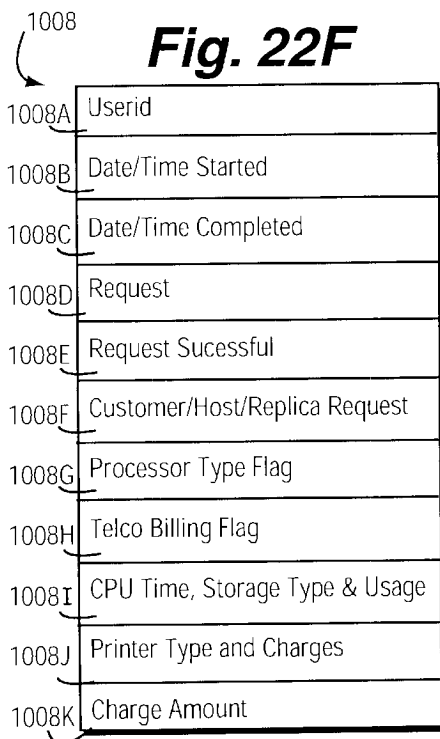
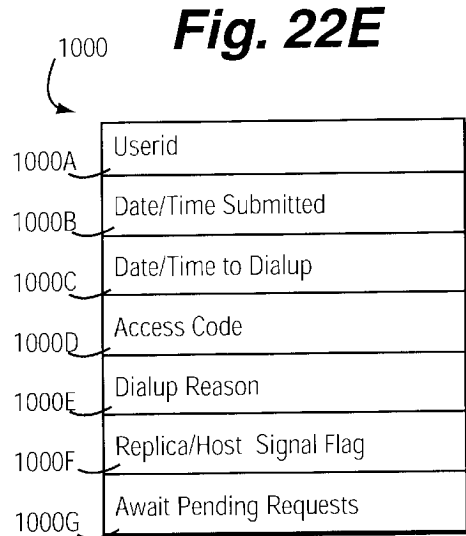
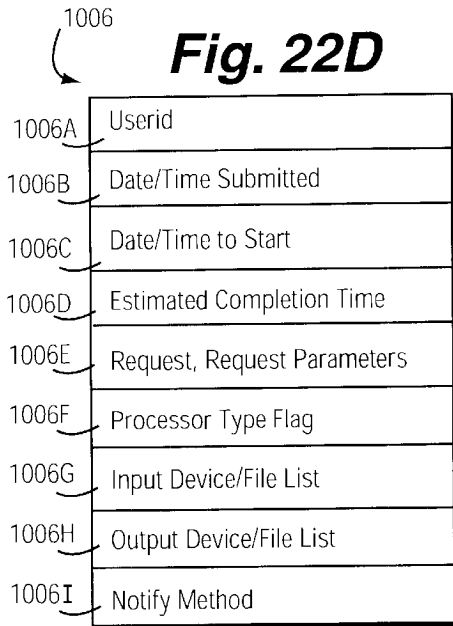
1002

1002A	Image of Online Service Control Data Stored on Customer Computer				
1002B	Billing Name	Address	Phone Number		
1002C	Method of Payment		Bank & Credit Card Information		
1002D	Customer Access Allowed		Multiple Simultaneous Signons Allowed		
1002E	Balance and Payment Info		Current & YTD Balance	Payment & Charge History	
1002F	Credit Info	Credit Limit	Maximum Daily/Monthly Charge		Limits Per Service Option
1002G	Services Allowed/Prohibited Table Occurs		Service	Date/Day/Time Range	Allow/Prohibit
1002H	Ringing Pattern Table Occurs		Call Occurrence	Phone Number	Wait Time Before Dialing
				Times to Ring	Answer on Ring
1002I	Dialup Table Occurs	Date	Time of Day	Use Ring Pattern	Complete Pending Requests
1002J	Dialup Table Occurs	Day	Time of Day	Use Ring Pattern	Complete Pending Requests
1002K	Dialup Table Occurs	Date	Interval Time	Use Ring Pattern	Complete Pending Requests
1002L	Dialup Table Occurs	Day	Interval Time	Use Ring Pattern	Complete Pending Requests
1002M	Access Code Table	Dialup Reason	Access Code		
1002N	Request Pending Table Occurs	Request	Date/Time	Estimated Completion	Notify Method
1002O	Completion Message Table Occurs		Completion Message	Notify Status	Notify method
1002P	Error Message Table Occurs	Error Message	Status	Action Performed	Response
1002Q	Notify Method Table Occurs	Message	Response Action	Notify Method	
1002R	Dialback Option Flag	Signon Allowed Flag			
1002S	Member Since Date	Reinstatement Date			
1002T	Last Signon Date & Time		Duration		
1002U	Service Cancel Date	Reason			
1002V	Processor Flag (Host, Replica, Customer)				
1002W	Telco Billing Access Flag				
1002X	Error Signon Attempts				

**Fig. 22C**

1004

Userid	Start Date/Day & Time	Request Table Entry	Parameters	Use Replica	Notify Method
1004A	1004B	1004C	1004D	1004E	1004F
		Backup			
		Restore			
		Archive			
		Create Anti-Viral Environment			
		Diagnostics			
		Storage Maintenance			
		Release Update			
		Upload Online Service Control Data			
		Media Routing			
		Media Conversion			
		Write Host or Replica Signal Data			
		Write Replica Request			
		Signoff			
		Other Request			



**Fig. 22H**

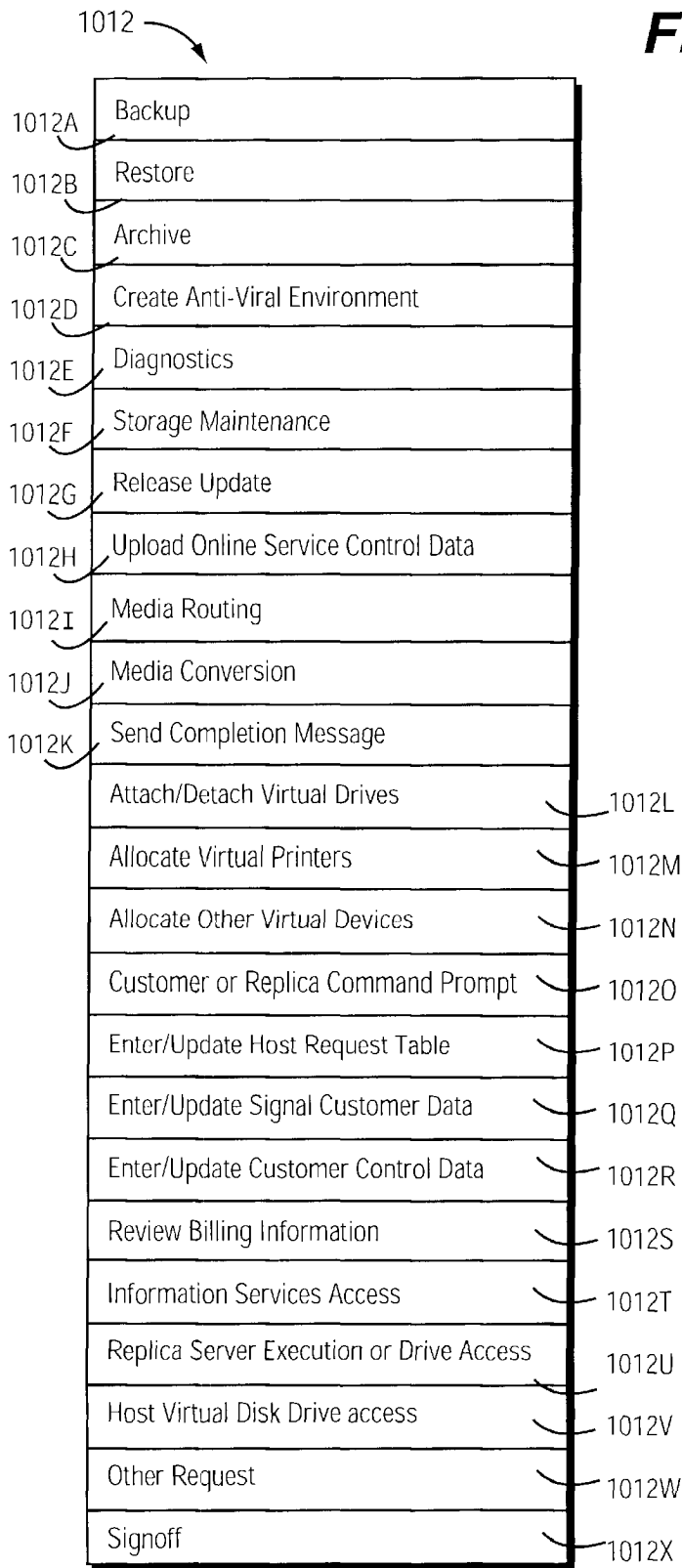


Fig. 23

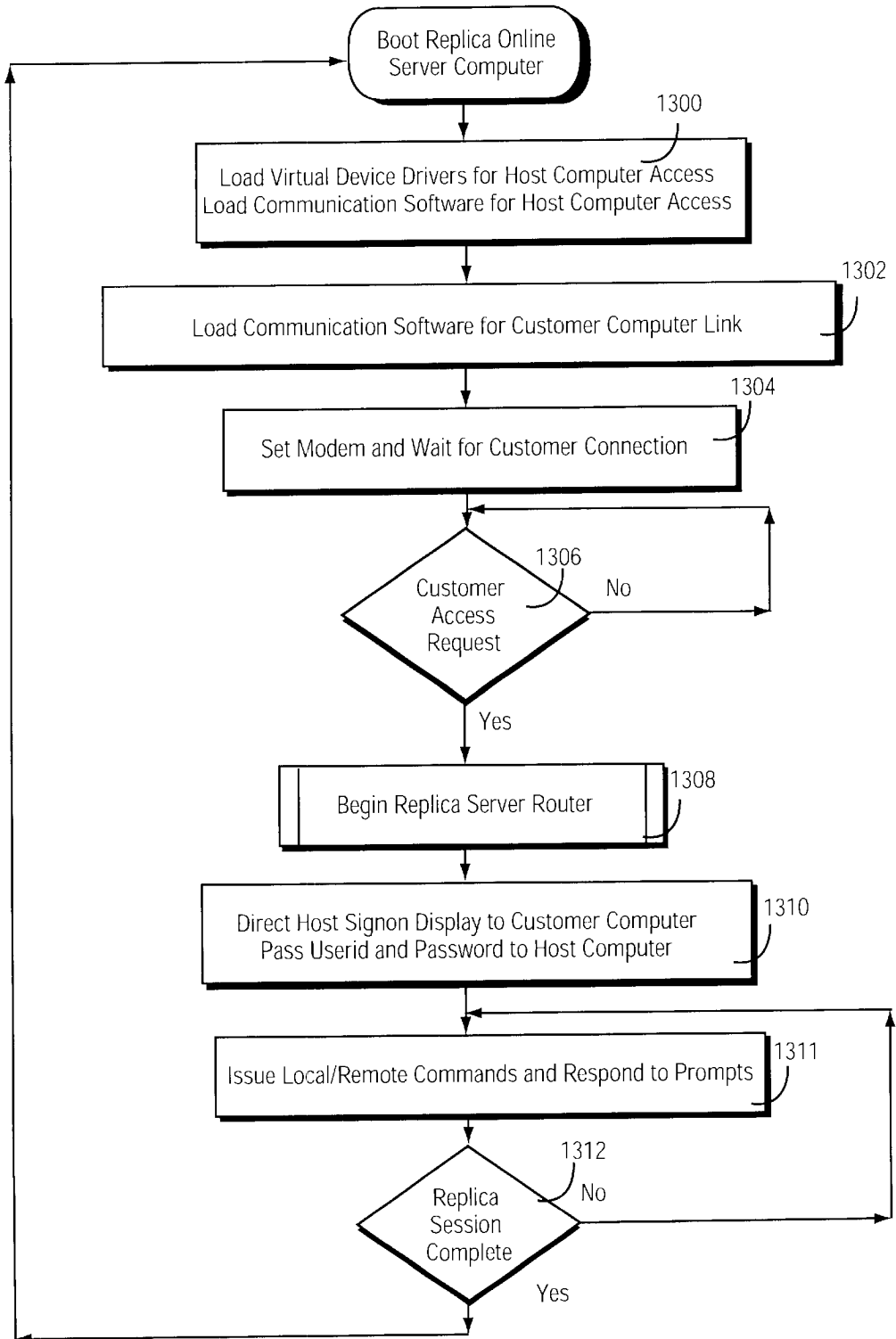


Fig. 24A

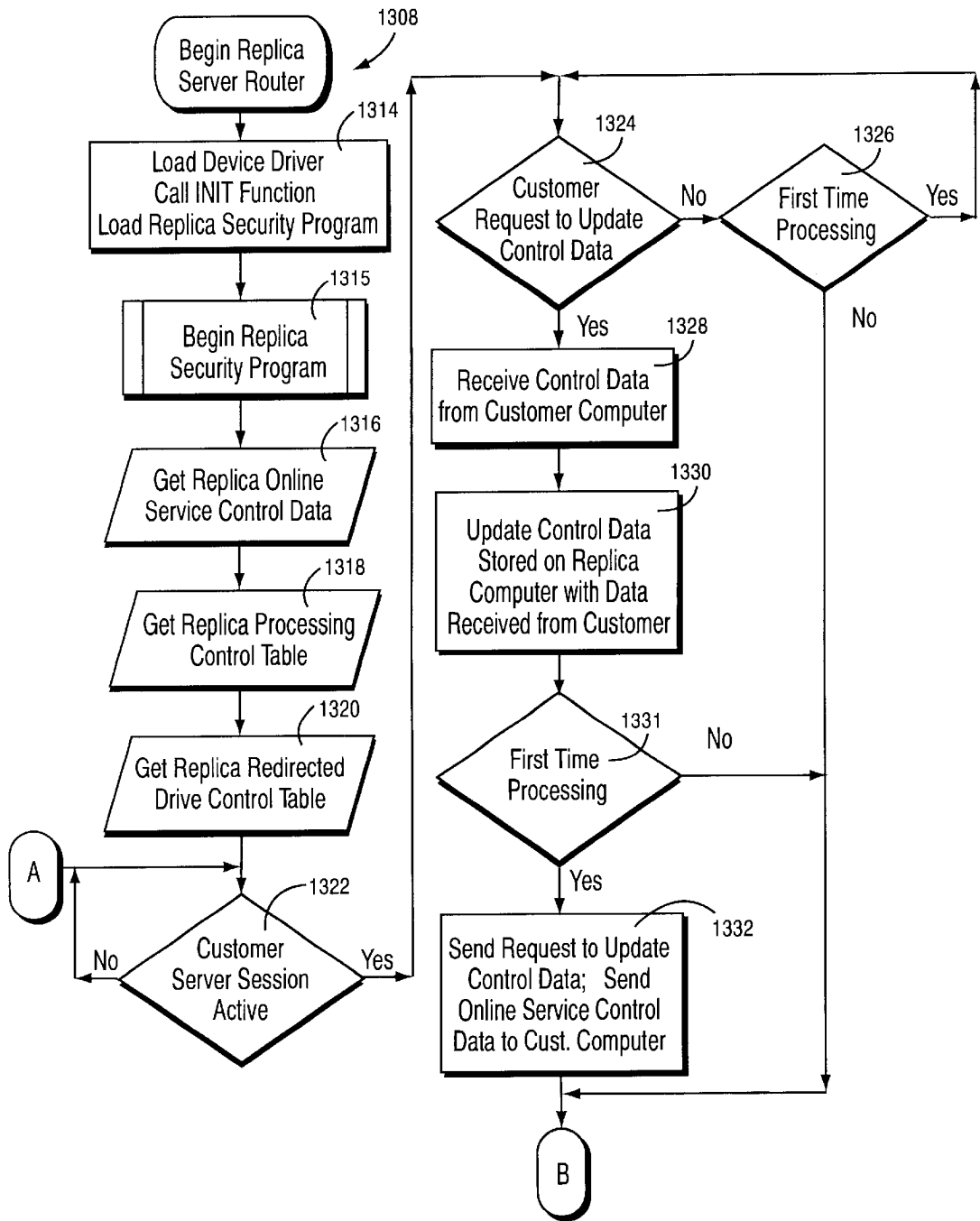


Fig. 24B

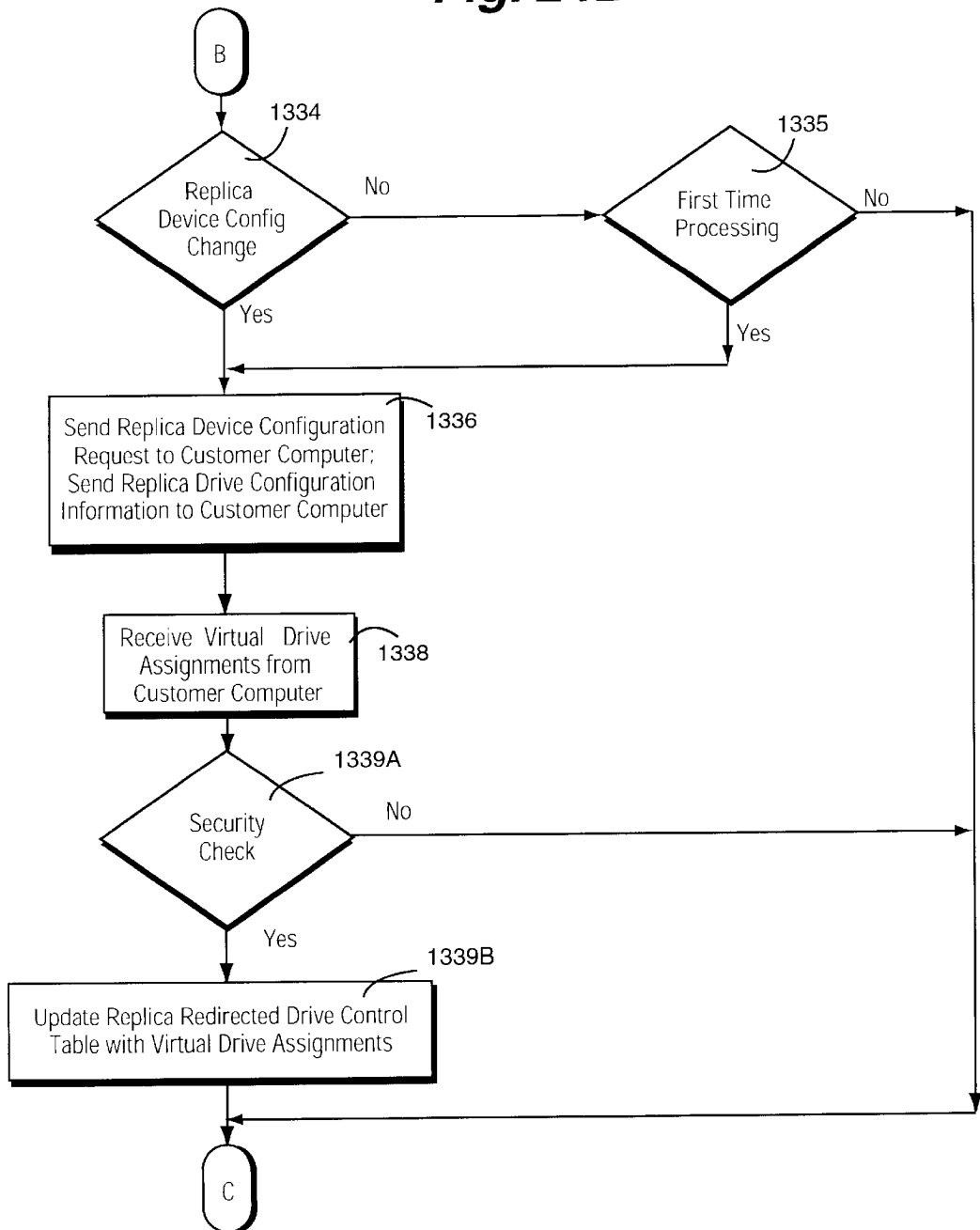


Fig. 24C

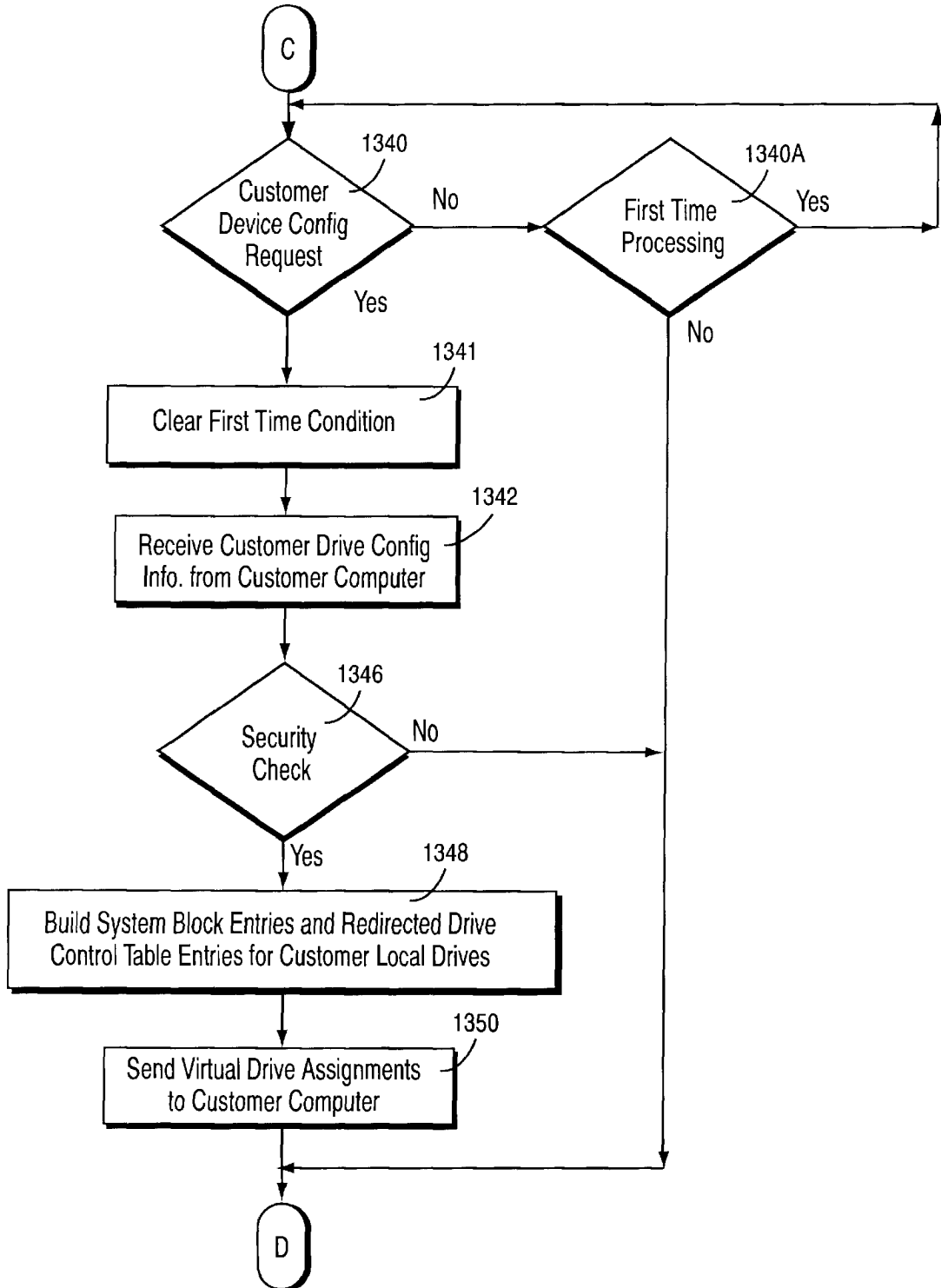




Fig. 24D

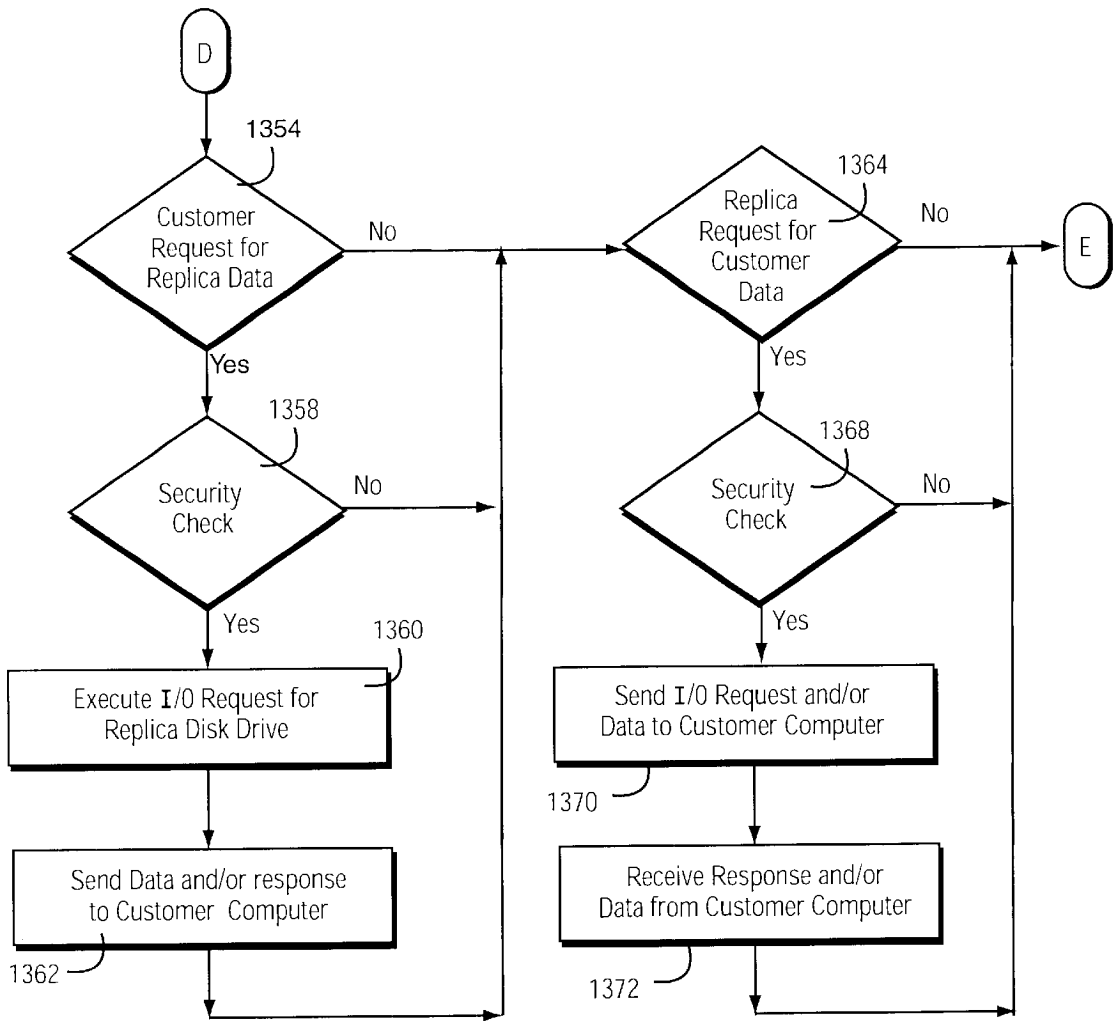


Fig. 24E

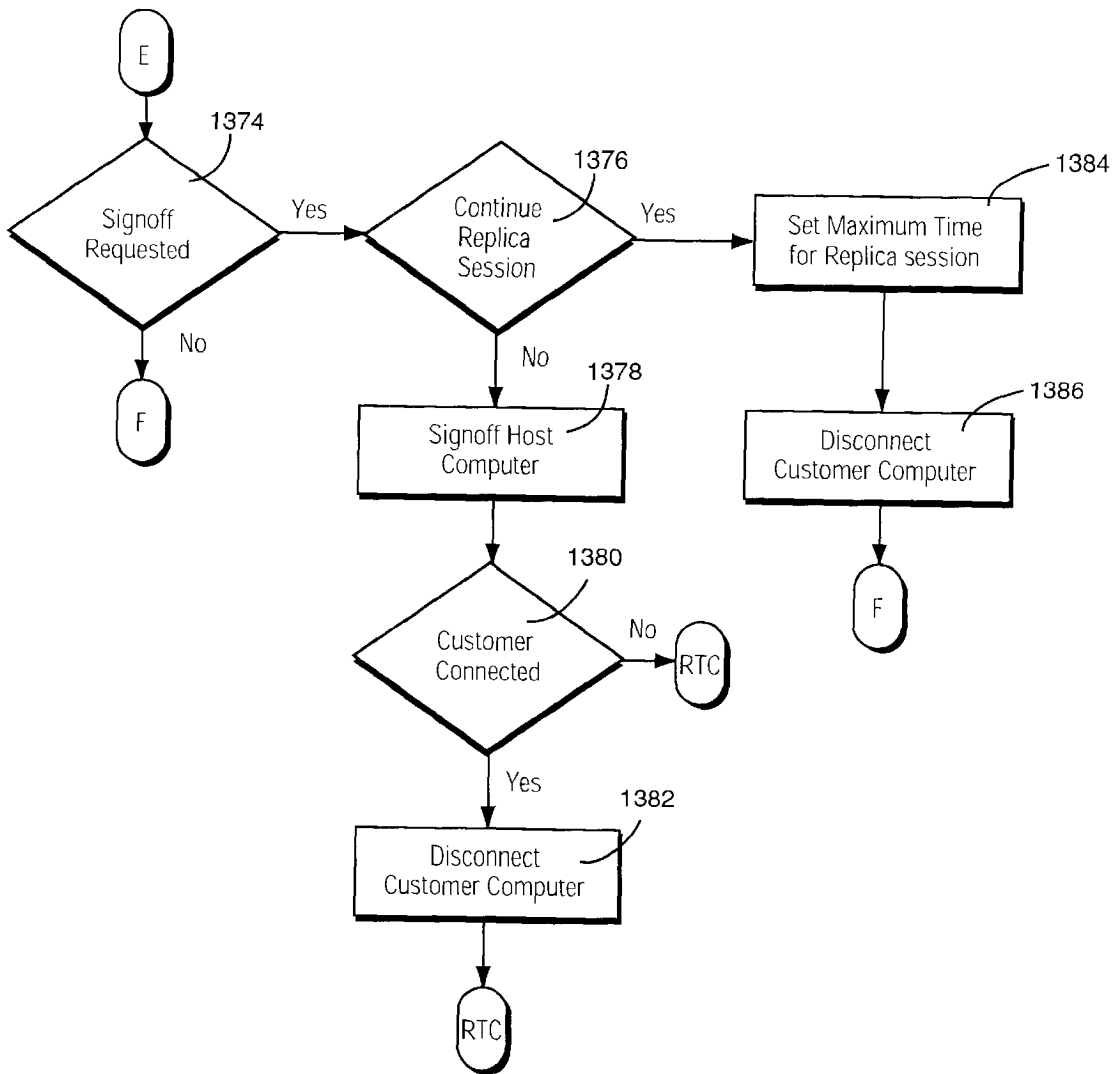


Fig. 24F

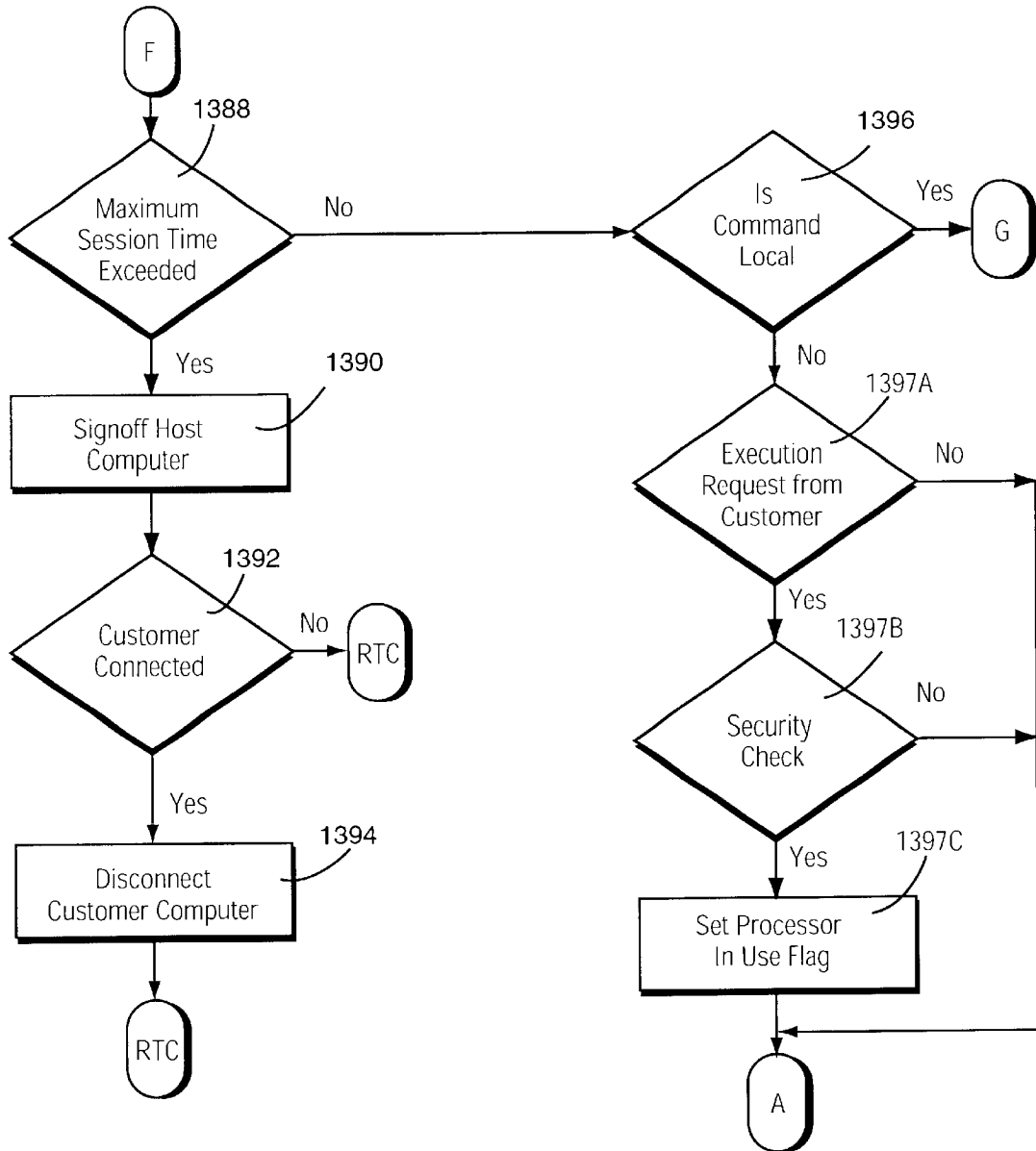


Fig. 24G

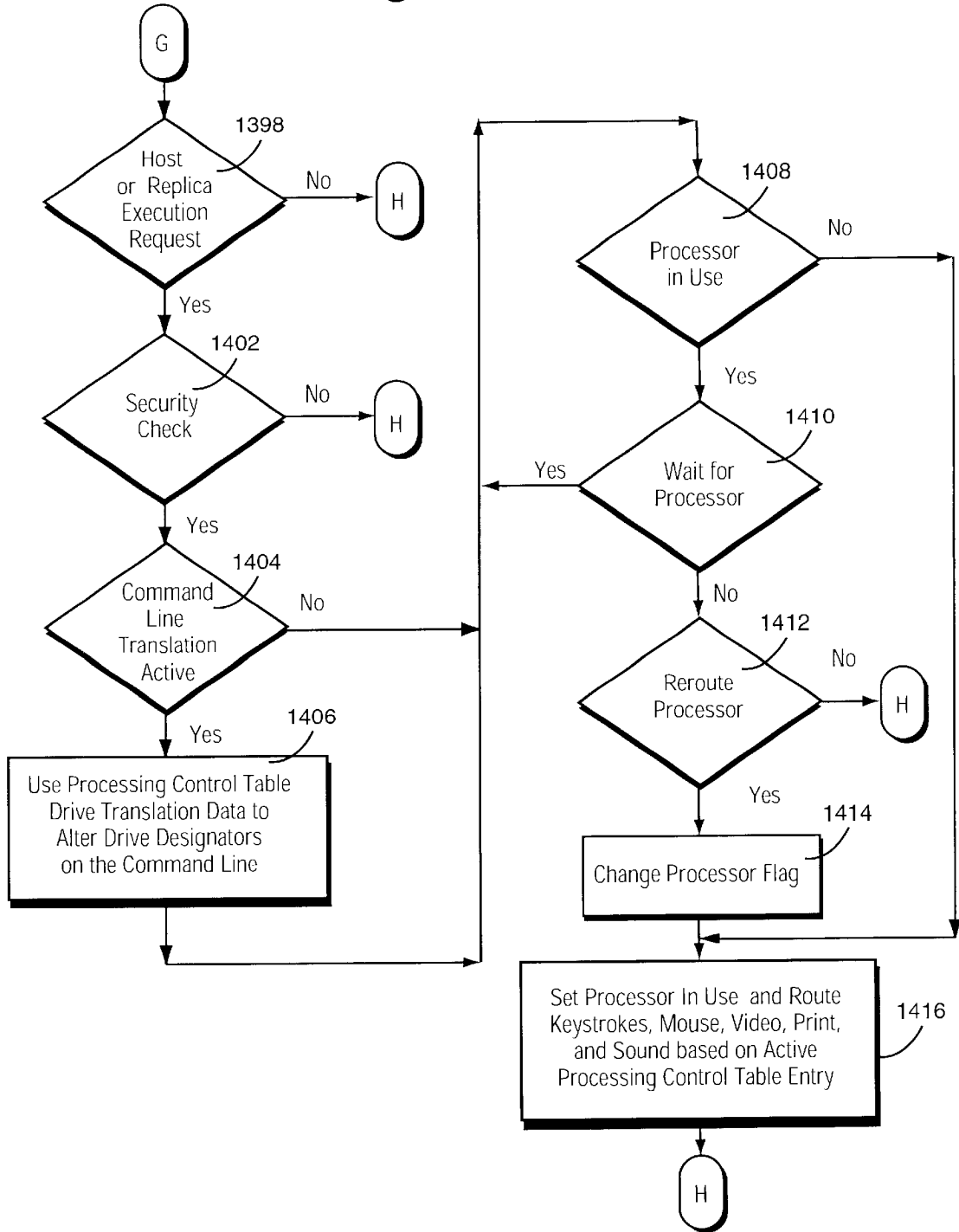


Fig. 24H

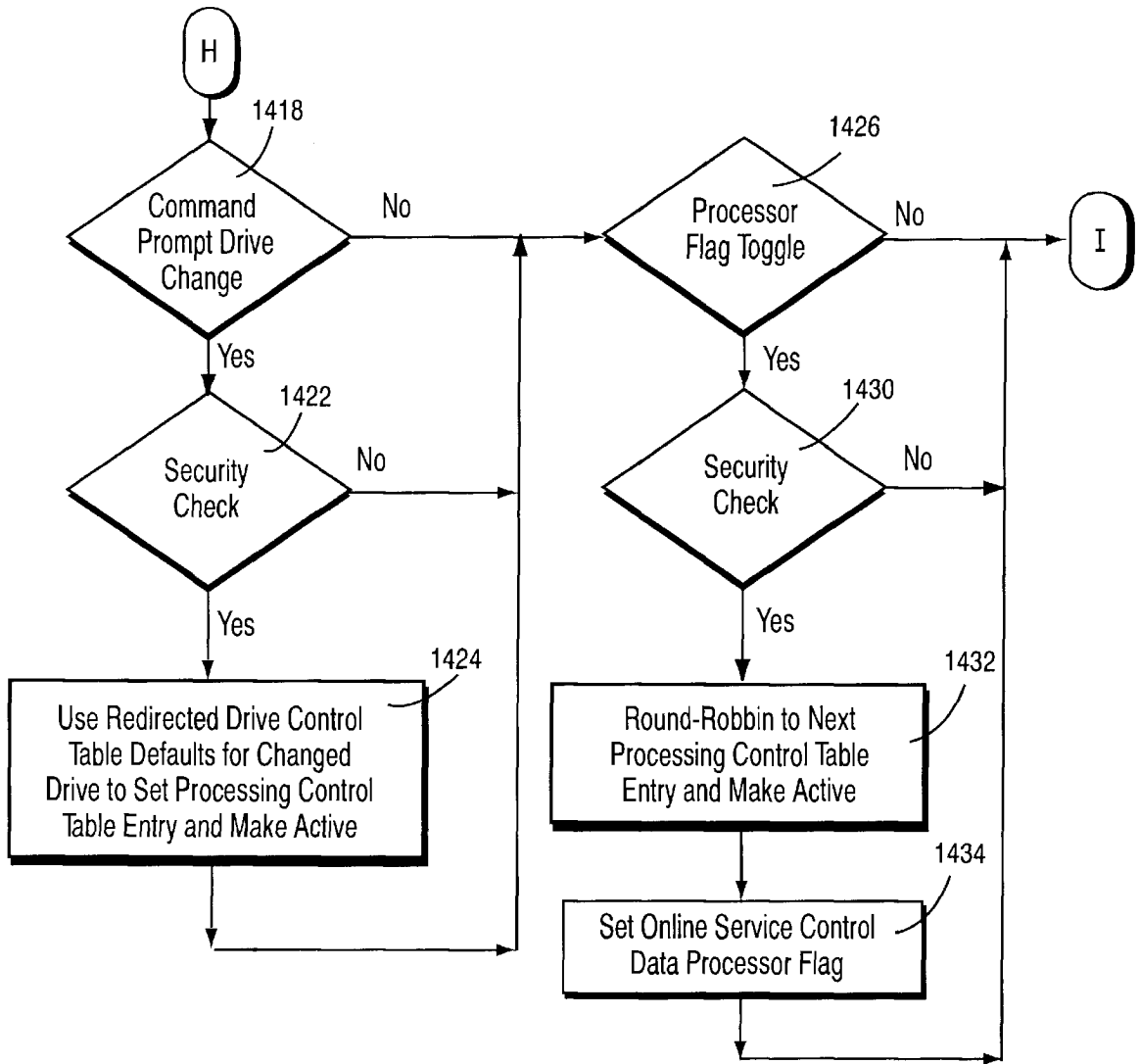


Fig. 24I

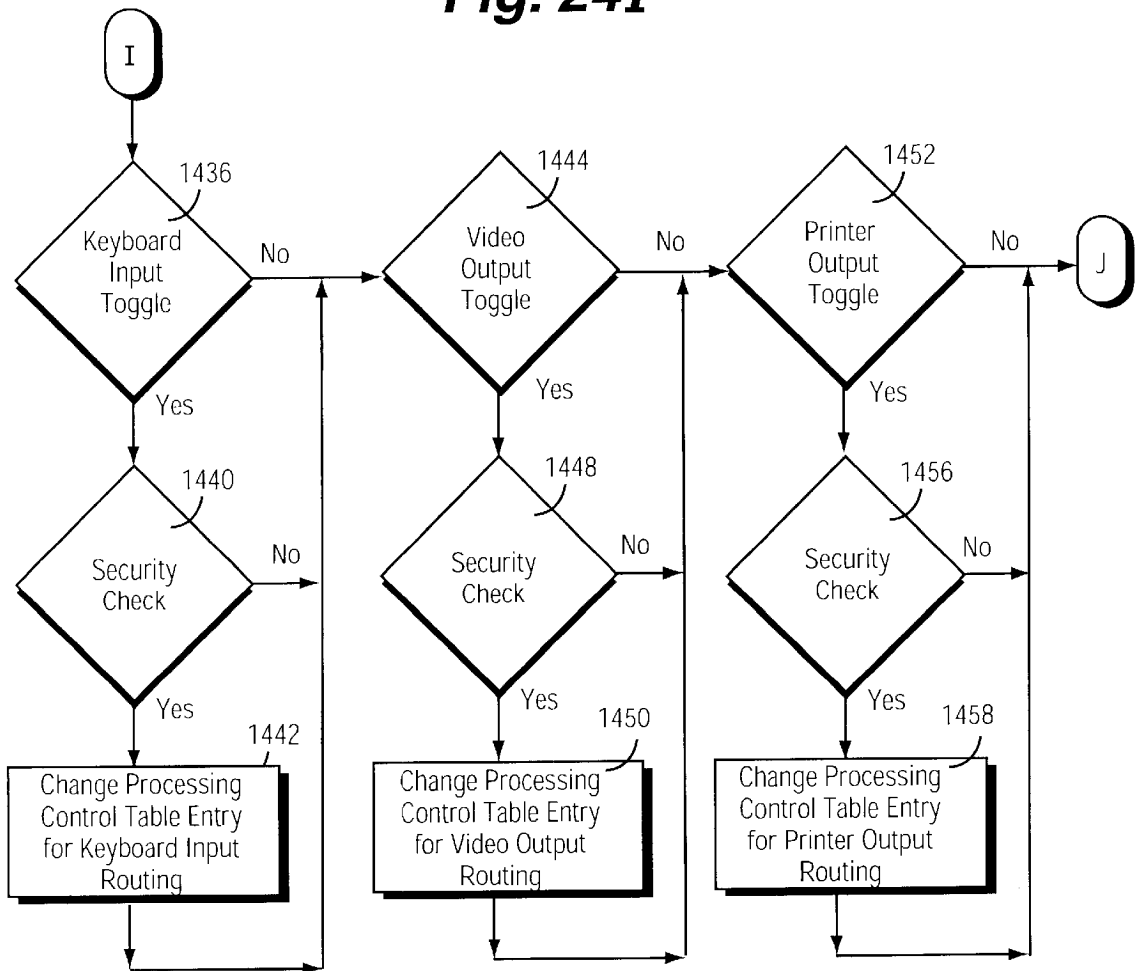


Fig. 24J

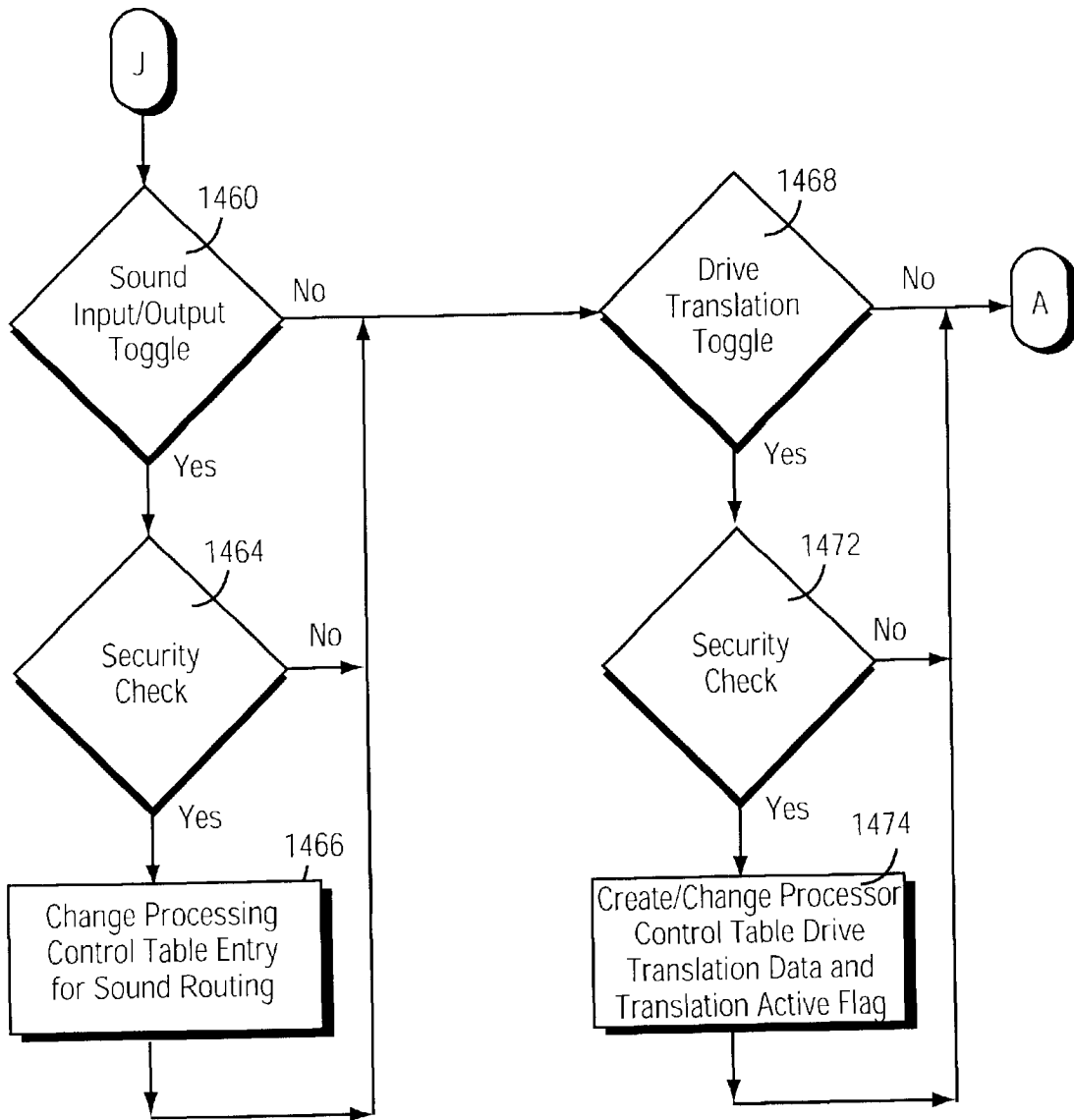
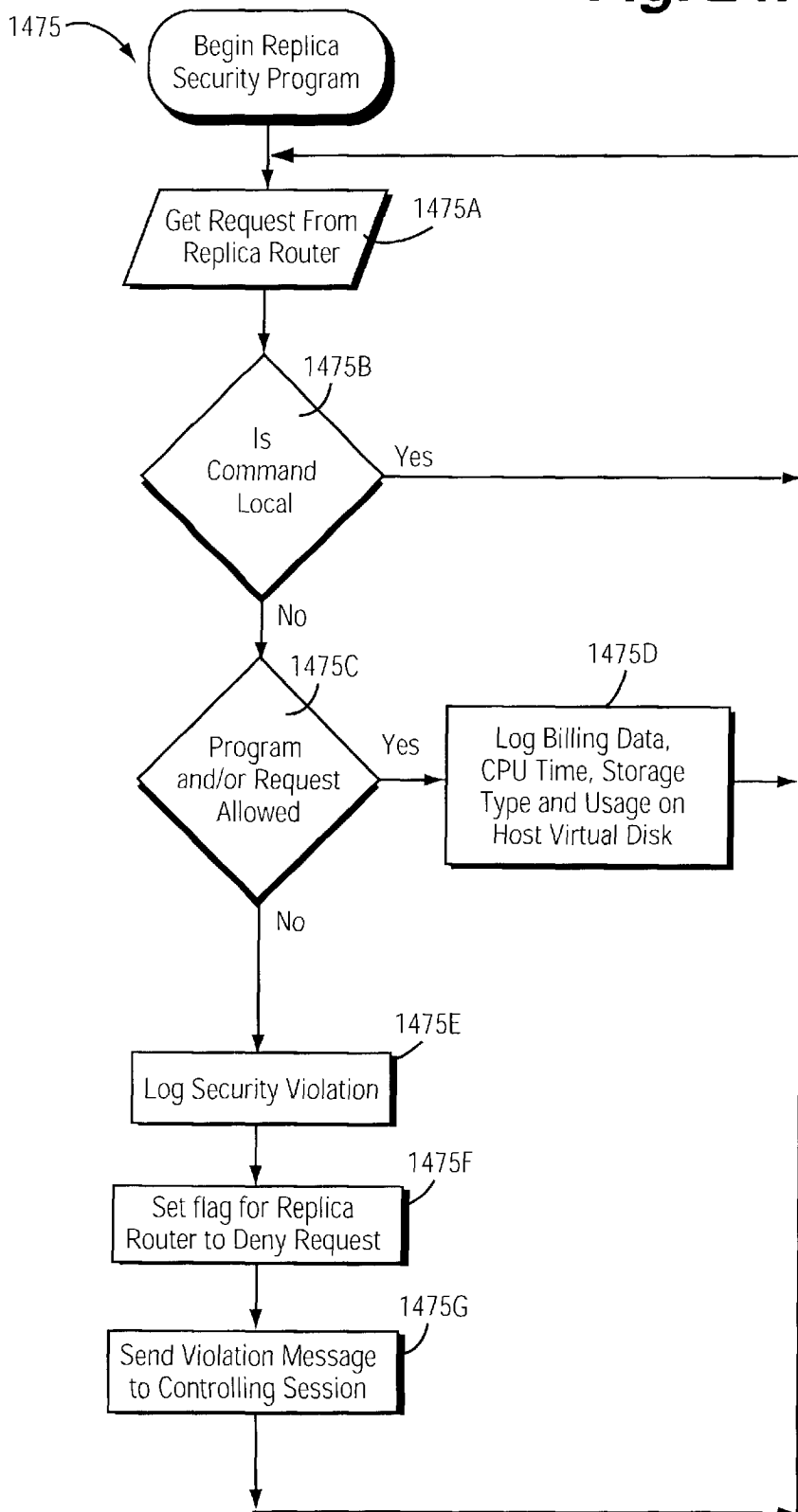
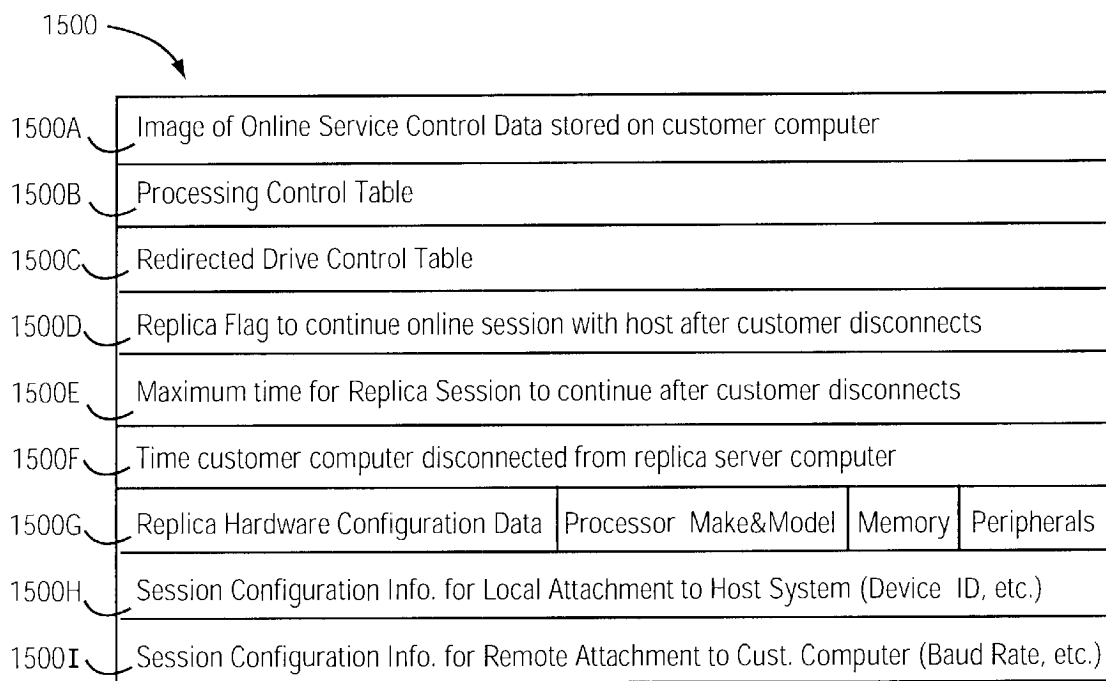


Fig. 24K

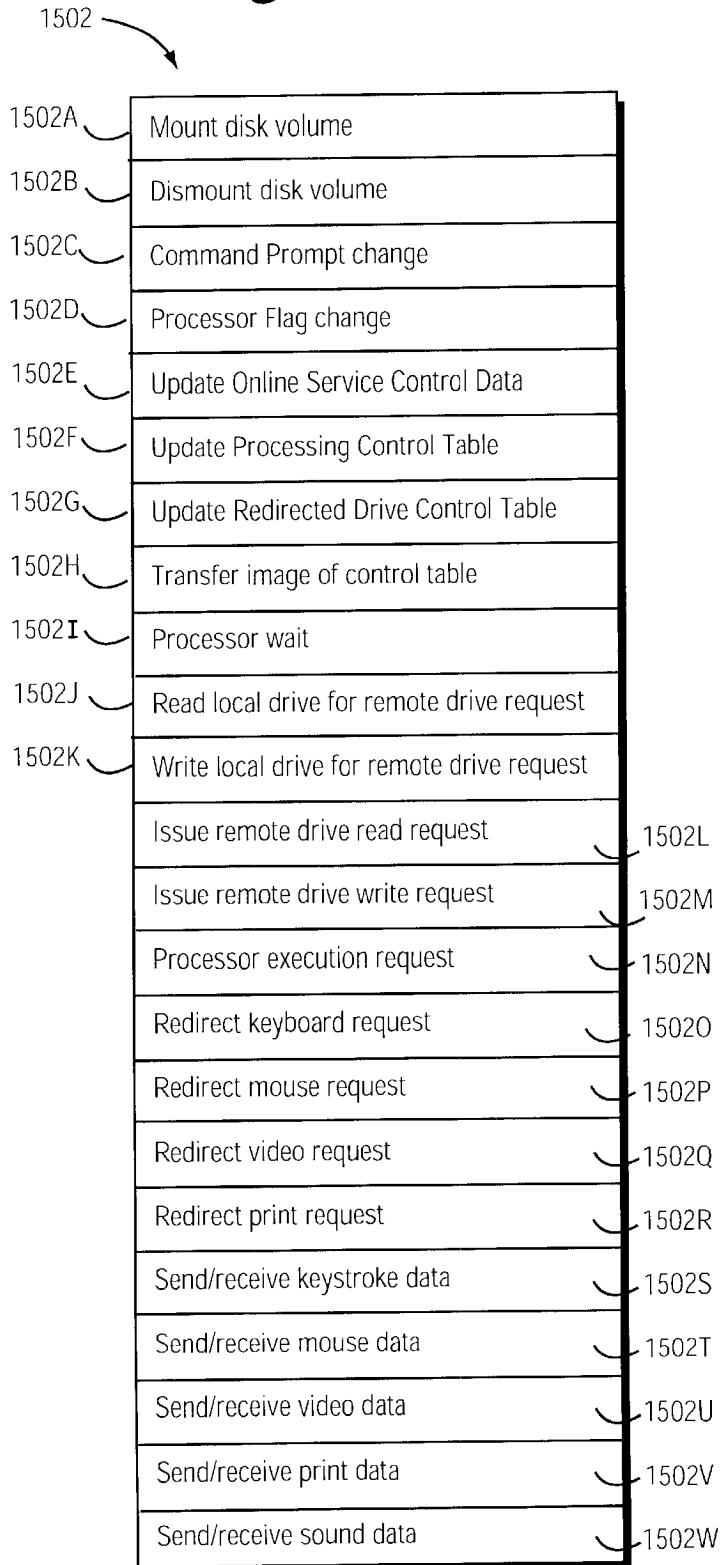




**Fig. 25A**



**Fig. 25B**



**Fig. 26**

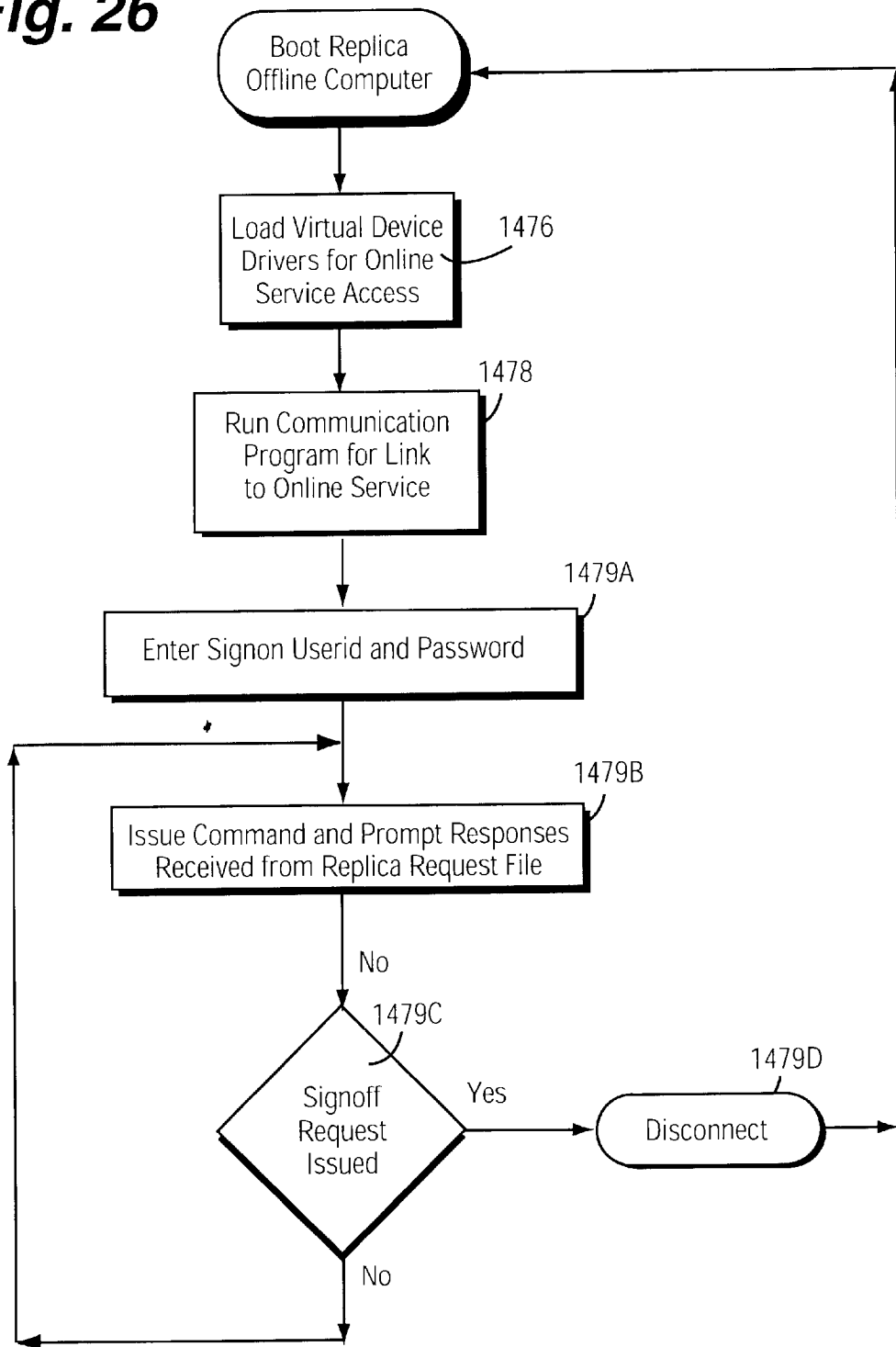
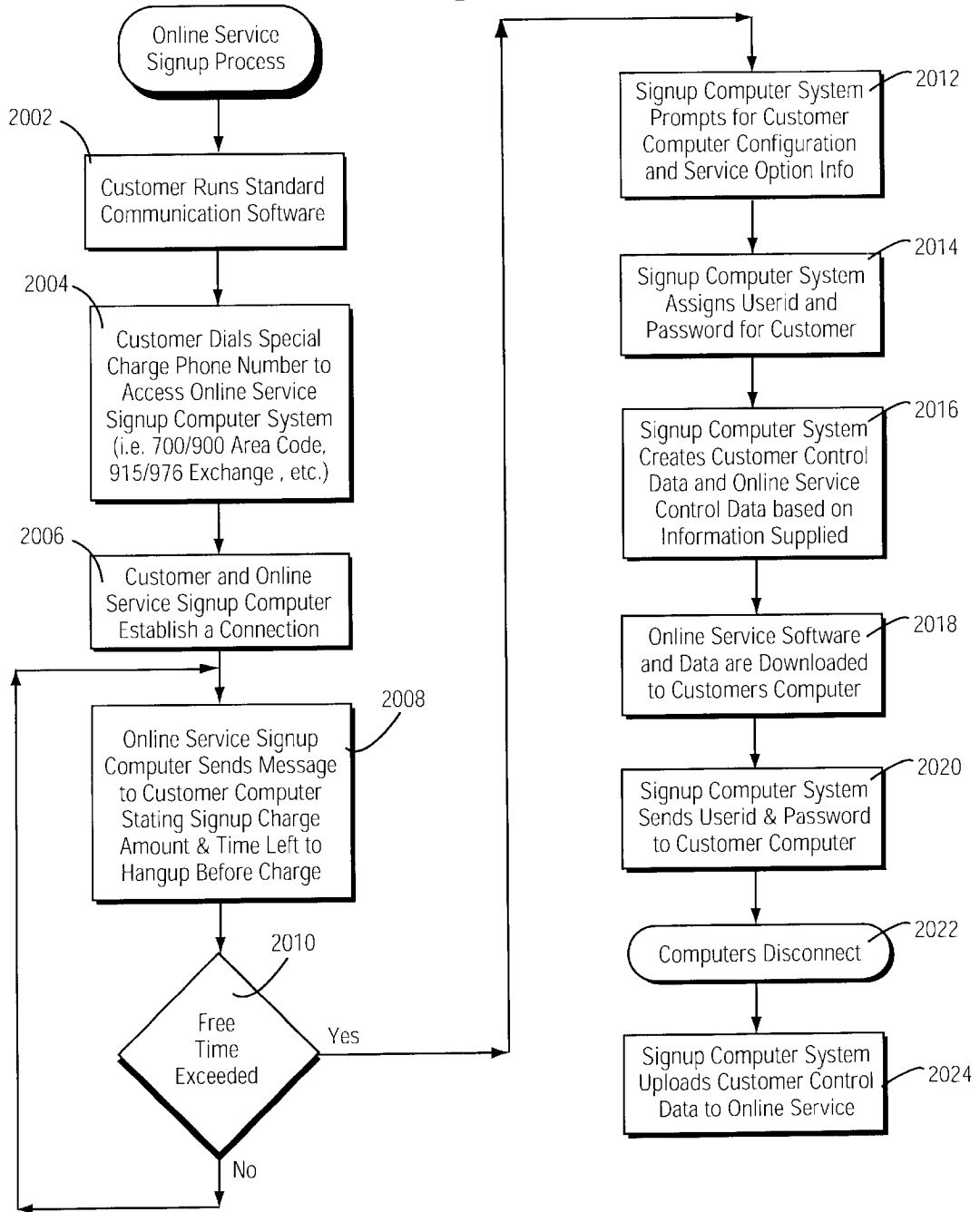


Fig. 27



**INTERNET ONLINE BACKUP SYSTEM  
PROVIDES REMOTE STORAGE FOR  
CUSTOMERS USING IDS AND PASSWORDS  
WHICH WERE INTERACTIVELY  
ESTABLISHED WHEN SIGNING UP FOR  
BACKUP SERVICES**

This is a continuing application of application Ser. No. 09/417,896, filed Oct. 14, 1999, now U.S. Pat. No. 6,327, 579, which is a divisional application of application Ser. No. 09/159,492, filed Sep. 23, 1998, now U.S. Pat. No. 6,014, 651; which is a divisional of application Ser. No. 08/813,612 filed Mar. 10, 1997, now U.S. Pat. No. 5,901,228; which is a divisional of application Ser. No. 08/145,825 filed Nov. 4, 1993, now U.S. Pat. No. 5,771,354, the entire contents of which are hereby incorporated by reference in this application.

**FIELD OF THE INVENTION**

The present invention relates to on-line services for computer users. More specifically, it provides an on-line service that supplies automated information processing services to computer users for a fee. The present invention more particularly relates to an on-line service that allows remote computer users to connect on-line to computer devices (e.g., "virtual" disks) and access them to do such things as run computer software from them.

**BACKGROUND AND SUMMARY OF THE  
INVENTION**

It is common for computer users to connect to a large mainframe computer to get computer services. The user has a "dumb" terminal (a keyboard and a display but no processor "brain") connect to the mainframe computer over a telephone line. The user's "dumb terminal" calls up the mainframe and establishes an on-line connection. The mainframe does all the computer processing, and sends the results down the telephone line for display on the user's display. The user is often charged a fee based on the amount of time he is connected to the mainframe.

Many people now have personal computers in their homes and businesses. These "stand-alone" personal computers have taken over the marketplace, and now most computing is done locally within the box that sits in front of the user. This is possible because these personal computers are self-contained units that have their own powerful internal processor "brain," memory and mass storage. Since they can do most computing locally, most computing tasks can be carried out without connecting to another computer over a telephone line.

Even though most computing can be done locally on a personal computer, there is often a need to share information between computers. For example, one computer user may wish to send an electronic mail message ("Email") to another computer user. Similarly, a computer user may want to retrieve a file he (or someone else) previously stored on another computer.

The simplest way to transfer information between computers is to have one of the computers write the information onto a storage device (e.g., a floppy diskette or magnetic tape). This storage device is then physically carried to the other computer, which reads the information. While this approach is simple and low in cost, it is often inconvenient to carry or send a physical storage device to the computer that wants to read the information. In addition, it may take too long to physically move the storage device (e.g., suppose

that the two computers are in different states or even in different countries).

Because computer users often demand instantaneous sharing of computer information and cannot wait for someone to send them a floppy disk containing the information, various "on-line" personal computer connections have become popular. The computer user can connect a "modem" (a kind of data transmitter and receiver) between his computer and his telephone line. The computer controls the modem to automatically call the telephone number of another computer, which also has a similar modem connected between it and the telephone line. The two computers can "talk" to one another over the telephone line, and can exchange all sorts of information such as files, Email, and computer programs.

An entire industry of "information providers" (also referred to as "on-line services") has been created to support the need for computers to share information. These information providers automatically answer telephone calls placed by user's computers, automatically respond to information requests, and provide the information over the telephone line to the calling computer. Compuserve, Prodigy and America On-line are all examples of information providers. A computer user can use these on-line services to do useful things such as place a computer want ad, read electronic mail messages, download a new video game program, scan the news wires, get a stock quote, and conference with other computer users about his favorite hobby. The information providers require the user to pay a fee each month. This fee can be a flat, unlimited use fee, or it can be based on the amount of connection time. The user's credit card number is often on record, and his credit card is automatically charged every month.

The information provider maintains a "host" computer system (e.g., a large "mainframe" computer) that automatically answers the incoming call. When a user requests a function to be performed by the information provider, software is run on the host computer system to satisfy the request. Results can be stored on the host for later review or file transfer to the remote personal computer. The user's computer uses "file transfer protocols" and "workstation capture buffer" to receive the data. However, just like with prior "dumb" terminals, user interaction with the host computer system is with the user's personal computer acting as a workstation display terminal. The user is limited to keyboard input and displayed output.

There are also certain products that allow one personal computer to remotely access another personal computer and/or resources connected to the other personal computer. For example, a product known as "PC Anywhere" involves loading software onto two personal computers: the "master" personal computer to be accessed, and the "remote" personal computer that will be doing the remote accessing. The software allows an on-line, real time link to be established via modems and a telecommunications link between the master and the remote. All user inputs (e.g., keyboard and mouse commands) inputted at the remote are passed to the master, and all display outputs (e.g. screen driver inputs) are passed from the master to the remote. The processor of the remote simply passes this information back and forth without doing any other substantive processing on it. Moreover, the on-line session takes control of the remote computer (at least in a single tasking environment) and does not allow the remote user to access other resources of his remote computer. This "PC Anywhere" technique thus allows the remote computer to access all resources (e.g., connections to a minicomputer) that the master can access, but does not

permit any substantial degree of co-processing. In other words, the remote personal computer thus acts like a "dumb" terminal, with the master doing all of the substantive processing.

So-called "Bulletin Board" systems also provide on-line services to PC users. These systems typically consist of a dedicated personal computer with a large hard disk to store the software and messages collected from various users. These systems are suitable for sending and retrieving messages, bulletins, programs, and other uses like a forwarding point for customer orders, remote site data collection, software distribution, or on-line product support services. Limited hardware and software costs for these systems has made them a cost effective solution for certain business needs. More frequently, they are used by individuals to send and receive programs and messages. The biggest limitations to these systems are their lack of security controls and their limited capabilities (and corresponding susceptibility to overload) when operated in a multi-user and multi-tasking environment. Bulletin Board systems are also renowned for spreading computer viruses (see discussion below) particularly because virus coders can easily upload their infected programs anonymously.

Another way computer users commonly share information is by logging onto the "Internet," a worldwide network of computers connected together. Nearly every university and many other organizations in the United States have connected their computer systems to the Internet. The Internet is commonly used to transfer electronic mail and files between computers. However, some "server" computers on the Internet also provide automatic computing capabilities to remote users. For example, it is possible to send an electronic mail "request" that a particular "server" computer automatically responds to by sending a electronic mail "reply" containing the requested information. A simple example is for a server to reply to a request by sending a text message or file. On a more complex scale, so-called "Archie" servers can automatically perform a database search based on the request, and send back a list of records that meet the search criteria. It is also possible to send programs from a less powerful computer to a more powerful computer, having the more powerful computer execute the program to generate an output file, and then return the output file to the less powerful computer for review and analysis. A wealth of publications and articles are available that provide much more information about the "Internet" and the so-called "Information Highway."

The Internet is similar to a LAN/WAN in that it was designed to allow many computers of differing types to interconnect and exchange information and programs. The Internet is used to allow computers to interconnect with other computers of similar or different type to exchange information and access programs. Typical access to the Internet is by monthly fee paid to a provider for access. A typical fee might be \$200 a month for unlimited access and 50 megabytes of download capabilities. Additional data downloaded would be provided on a per megabyte basis. Other commercial providers on the Internet may charge by the minute for access to their system. An on-line service as described in the exemplary embodiment of this invention could become a commercial provider on the Internet.

Many users connect to the Internet using a protocol called "SLIP" which allows a personal computer to operate as a "dumb terminal" for access to information and services. The Internet provides several layers of access available to remote users. The mail layer allows the exchange of mail between remote system users. The news layer provides various news

information typically related to computers such as a new virus loose, or new release information on an upcoming system or hardware product. Telnet is used to provide remote log-on into other remote systems connected to the Internet. NFS (Network File System), RFS (Remote File System) are used to set aside at least a portion of the local system to be available as a file system on the network. Drives on a remote system defined using NFS and RFS are available for mounting by other remote systems on the Internet. Anonymous FTP (File Transfer Protocol) is also available on the Internet to access files residing on a remote system. PPC is also used to provide interconnection between a remote system and the Internet. PPC allows a remote system to be defined by the Internet with a node and is thus assigned a unique address within the Internet system to allow other remote systems to access the remote system defined using PPC.

One problem with the Internet is that a local computer can directly access the resources of another computer, thus allowing a local computer to introduce a boot sector virus, for instance, on the system disk of a remote computer such that the remote computer will become infected the next time the remote computer is booted. NFS and RFS do utilize security controls to set the discretionary (public access as set by user) and mandatory (secured access defined through system maintained security attributes for each object on the system) controls when making a local file system available to the network. A remote user with proper authorities, however, still has direct access to the remote system's store, however, and so the opportunity exists to transport unwanted data and programs to the remote system. This problem has caused serious consequences in the past (e.g., in 1988 a WORM virus spread throughout the Internet and infected many computers).

"Local area networks" (LANs) are another common way to interconnect computers. Many businesses now store most or all of their important data on a special shared personal computer called a "file server." User computers access the shared file server over a high-speed data network called a "local area network" (LAN) or a "wide area network" (WAN). Briefly, a "local area network" interconnects data equipment within a limited geographical area, allowing user computers to communicate with each other and to share central resources such as printers, data storage, and long distance data communications. LANs are typically interconnected with coaxial copper cable, unshielded twisted pair cable, or fiber optics. Using a LAN to inter-connect computers provides a more efficient and faster means for data transfer than traditional file transfer methods. All users on a LAN can share resources such as printers, storage devices, and telecommunication links to limit costs associated with duplication of data and equipment. A LAN can also improve business functions with interconnected workstations accessing electronic mail and various shared applications such as customer service inquiry.

As an example of using a LAN to share information, suppose a user wants to edit a word processing document stored on the shared file server. The user's computer sends an electronic request for the document over the local area network. The file server receives the request, processes it, and sends the requested document over the network in an electronic message addressed to the user's computer. The user's computer then loads the document into its internal memory for editing. Once edited, the user's computer can store the document locally (e.g., on the user's computer's hard disk or floppy disk drive), or it can write the edited document back to the file server over the network where it can later be retrieved by the same or different user.

The biggest problem with a LAN in today's world is that the user transparently directly accesses resources on a different computer. This leaves open the possibility that a computer "virus" can proliferate without user knowledge and with limited detection capabilities. A computer "virus" is a special kind of computer program that takes over the operation of a computer. Computers can "catch" viruses by receiving executable computer programs from other computers. Some viruses command the infected computer to destroy all stored information. Other viruses are less harmful, but all viruses are potentially damaging in terms of wasting computer resources and annoying computer users. Virus protection software can be loaded onto computers to protect them from virus infections. Unfortunately, this antiviral software can only protect against the particular types of viruses the software is programmed to recognize and/or behavior common to viruses. A new "strain" of computer virus can entirely escape detection. Therefore, it is necessary to update virus protection software with new versions as often as possible. This becomes expensive and time consuming, and it often becomes an administrative problem to ensure that updates are regularly applied.

Some personal computer users are able to establish connections with minicomputers such as IBM's AS/400 system and its predecessor system the IBM System 36 and System 38. The AS/400, IBM's mid-range computer system has been successfully marketed by IBM to a wide variety of medium size business such as banks and law firms. Although IBM's AS/400 system is typically referred to as a "mid-range" computer, the larger models supporting more than one thousand simultaneous users are actually "mainframes" from the standpoint of storage and processing capabilities. Because personal computers are so common, IBM has developed some sophisticated "PC Support" techniques for allowing local and remote personal computers to "attach" to the IBM AS/400 minicomputer as workstations and also to send and retrieve files and other information.

IBM also introduced a "Virtual Disk" function as part of its "PC Support." This function allows users to access personal computer programs and information by accessing the mini computer as if it were a locally-attached personal computer disk drive. Thus, the minicomputer simulates a local disk drive with a "virtual" of "simulated" disk that actually comprises hardware and software resources of the mid-range computer. In other words, the mid-range computer when attached to the personal computer "looks like" a local disk drive to the personal computer. The personal computer "thinks" it is writing to a locally attached disk drive when actually its data is going through a communications (e.g., telephone) line and gets stored in the memory and/or hard disk of the minicomputer.

Because the personal computer is "fooled" into thinking that the minicomputer "virtual disk" resource is a locally attached disk drive, no significant changes to personal computer hardware and software are needed to interface the personal computer with the minicomputer. For example, it becomes possible for a standard off-the-shelf software program such as Lotus 1-2-3 or WordPerfect to, without modification, read from and write to the disk of the minicomputer. IBM has also provided a "virtual printer" facility that allows personal computers to write to printers attached to the minicomputer while "thinking" they are writing to a locally attached printer.

To install or update the "PC Support" software on a personal computer ("PC"), the user establishes an on-line session between the PC and the IBM minicomputer using special "bootup" software. This bootup software attaches, to

the PC as host virtual disk drive containing the current version of the PC Support software. The software then may be copied from the virtual disk onto the personal computer's local hard disk drive. Alternatively, the personal computer can execute the PC support software from the virtual disk.

When IBM introduced the AS/400, the "Virtual Disk" function was enhanced with the "Shared Folder" function. Shared folders typically contain various different types of files, such as: PC files (both programs and data), text documents (accessible by AS/400 and PC word processors), mail, and data created with Office Vision/400. Personal computer files maintained in a folder are stored in PC format just like PC files. When PC files are stored in a shared folder, the information can be shared by other personal computer users.

In one configuration, the IBM AS/400 can be used with dial-up telephone lines to attach "virtual disks" to remotely located personal computers. Modems are used to provide an interface between the AS/400 and standard dial-up telephone lines. The modems connect to a "communications controller" interface board within the AS/400. This "communications controller" board translates the data streams between the modem and the AS/400. Using these techniques, it is possible to have a remote personal computer call up the AS/400 over a dial up telephone line and attach to a "virtual disk" provided by the AS/400 (this requires both the remote personal computer and the AS/400 to run appropriate "PC Support" software). The personal computer assigns a drive designator (e.g., "E") to the "virtual disk." If the computer user commands the personal computer to write to the "C" drive, the personal computer will write the information to the local PC hard disk. If the computer user, on the other hand, commands the personal computer to write to the "E" (virtual) disk drive, the personal computer "thinks" it is writing to a locally attached "E" disk but is instead sending its data over the telephone line for storage in the AS/400. Reading from the "E" drive retrieves files from the AS/400. The reader is referred to the IBM documentation concerning this function, and in particular, the "PC Support" manuals relating to the IBM System/36, System/38 and AS/400. See also IBM manuals relating to TCP/IP for the IBM RISC 6000 describing the "mount" command supported under the AIX operating system.

File serving in an AS/400 environment provides added anti-viral protection because a user's personal computer never directly addresses another personal computer. Each personal computer can simultaneously access host peripherals, but it cannot directly access another personal computer through the AS/400 using standard DOS interaction. Each personal computer data request is intercepted by PC Support Router software which translates device access into workstation requests. Although a virus can be sent to and retrieved from the host system as part of a program, the virus cannot spread on its own while it is stored on the host. Furthermore, the AS/400 does not execute code stored on virtual disks. PC code does not execute in the AS/400 processor because the AS/400 operating system is different from a personal computer operating system. Moreover, one of the most dangerous types of viruses known as "boot sector viruses" (executable code stored in a "boot sector" of a physical disk drive to provide drive information for the disk to be addressed) cannot be appended to a host drive because host drives are AS/400 objects (files) accessed solely by a router to satisfy various PC requests.

The following is a non-exhaustive but somewhat representative listing of additional prior-issued patents, publications and advertisements related to on-line virtual device computer services and/or virtual devices:

4,649,479	03/87	Advani et al.
4,982,324	01/91	McConaughy et al.
5,023,774	06/91	Sakai et al.
5,107,456	04/92	Schuur
5,109,515	04/92	Laggis et al.

S. Armbrust et al., *PC Tech Journal*, Vol. 3, No. 9, "Forward Looking VDI," September 1985, pp. 42-53

E. R. Carpenter, *IBM Technical Disclosure Bulletin*, Vol. 34, No. 10B, "Single System Image With Network File System," IBM Corp., March 1992, pp 408-409

M. Tabes, *Datamation*, "Managing Storage Across the Enterprise," May 1992, pp 36-40

P. Korzeniowski, *Software Magazine*, "Back to the Mainframe For Storage of LAN Data," July 1992, pp 73-77

Mark Ludwig, *The Little Black Book of Computer Viruses*, American Eagle publications, 1991, pp. 11-19, 23-29, 55-68, 69-76, 159-162

R. Waterman, *Software Magazine*, "Waiting for X500," July 1992, 2 pages

R. Brown, *Systems 3X/400*, "Serving Many Masters," March 1992, pp 68-70

*PC Computing*, "Test and Evaluation Methods," June 1992, pp 238, 240, 247-248 and 262

Advertisement, "Data Rx," 1 page

Price list, "Tape Backup," 1 page

Advertisement, "Let's Talk®, Tired of the Runaround?," 1 page

Advertisement, "PC/TCP® Plus," 1 page

Advertisement, *News 3X/400*, "Mimix Hi-Net, Lakeview Technology Inc.," September 1991, p 140

Advertisement, *Network Innovation*, "Server Based Backup," 1 page

Advertisement, *News 3X/400*, "PC File Mail," November 1991, p 74

Advertisement, "HandsOn Software, Monarch 36/400™ lets PC users get their hands on mid-range data," 1 page

Advertisement, Andrew, "NetLynx™: LAN Connectivity by the Numbers," 1 page

Advertisement, "Innovation® Data Processing, FDR. Your DASD Management System," 1 page

Advertisement, "Maynard®, Maynard Delivers a Super Bundle," 1 page

Advertisement, "Central Point Software Inc.®, Never Underestimate the Importance of Complete Protection," 1 page

Advertisement, *Business Communications*, Gazelle, "Backup While You Work," June 1992, p. 436

Advertisement, "Works," 1 page

Advertisement, "Intel®, Introducing fax software that can send, receive and run with your faxes, 1 page

Advertisement, "LapLink, With LapLink you're only a phone call away," 1 page

M. Tischer, *PC Systems Programming*, Abacus, April 1993, pp. 157-171, 208-12, Appendix B and C

Robert Jourdan, *Programers Problem Solver*, Prentice Hall, 1986, pp. 369-394, 395-406

The Waite Group, *MS-DOS Developers Guide*, Howard Sams & Co., 1989, pp. 281-354, 583, 739-748

Advertisement, *PC/Computing*, "Control up to 96 PC file servers with 1 keyboard and monitor using . . . Commander by cybex, p 433

Advertisement, *PC/Computing*, "SequeLink™, MiddleWare™: Open Windows for Client/Server Computing," p 427

Advertisement, "System Software Associates, Inc., BPCS Client/Server Application Software, 1 page

Advertisement, "Rochester Software Connection, Inc., What's fast, fun and does the AS/400?" 2 page

One of the greatest limitations to existing on-line services is that no provisions are available to execute host based software on the remote user's system directly or for a user's locally executing application to directly access storage on the host system. The present invention provides an on-line service and associated equipment which solves these and other problems.

A presently preferred exemplary embodiment of this invention provides the following advantageous features:

A multi-user host provides a wide variety of on-line services to a plurality of remote computers via virtual device attachment.

Virtual peripheral devices are attached to the remote customer computer via an on-line, temporary telecommunications link (e.g., a dial up telephone line) in the context of an on-line service.

Customers can load executable code stored on host virtual devices directly into customer or "replica" server memory for execution without file transfer.

Device drivers executed by the customer computer automatically manage I/O requests to replica server and host virtual devices as through they were locally attached devices.

An automated recovery feature periodically (e.g., incrementally) archives the customer computer mass storage data onto a host "virtual disk drive." When recovery is necessary (e.g., due to failure of the local mass storage device), the customer computer may be initiated using a special boot diskette to boot the computer and automatically attach to the host virtual disk—thereby permitting the customer computer to operate essentially normally despite the failure of its local mass storage device.

Software distribution can be provided on two levels. "Execute only" access to an executable program stored on host-provided virtual storage allows the user to run the program from time to time and/or permit the user to try the software out to determine whether a local copy is needed. Execute only access loads directly into the customer computer or replica server memory without creating an intermediate disk copy. Upon paying a fee, the user is granted copy access to permit downloading the file onto the customer computer local mass storage.

Virtual storage device access includes automatic anti-virus detection in real time. The most recent anti-virus software releases are provided so that new virus strains will be detected while relieving the user from having to constantly update anti-virus software.

Unattended access/attachment to the host (e.g., at a scheduled time during off peak hours) performs routine tasks such as incremental backup/archiving.

Automatic diagnostic capabilities inform the customer about hardware and/or software problems with their computer.

The host may route information between users and/or physical or virtual devices (e.g., to permit multiple users to have shared access to a common database, or customers to move information from one computer to another).



On-line virtual output facilities such as production printing, facsimile, and electronic mail can be economically provided on a "pay as you go" basis.

The host provides automatic billing capabilities and security facilities.

User authorization to access the host may be granted by a "sign-up" system. The "sign-up" system may create a configuration file including password and other access information, and download the file to the user's workstation. Initial charges may be collected via a user-supplied credit card number. Alternatively, access to the "sign-up" system may be via a "special pay" telephone number (900) such that compensation is received by the service provider from the user via the telephone company billing system.

A sophisticated signal process.

A dialing pattern sent to a customer computer (e.g., a certain number of calls, certain number of rings each call, a certain wait period between each call) triggers the customer computer modem to switch into answer mode. Upon answer, an access code is optionally sent to the customer's computer that identifies a reason for the host call (i.e., dial back verification, host task completed on behalf of customer, mail or data waiting for download to customer, etc.). The host computer flags a customer record indicating the customer computer answered at the appropriate time (dialing pattern match), thereby allowing the customer computer to access the host. A Customer Signal file is used to queue the dial-up requests. This allows the host to trigger the customer to call the host when needed, and also allows the customer to be certain that only his computer can access the service. When the customer calls the service first, the service hangs up and queues a dialing pattern to be sent to the customer. Only when the customer computer answers after a certain dialing pattern will the host computer allow the customer entry. The customer accesses the service, but only after the host flags a dialing pattern match. If the host dials the customer first and gets a pattern match, then the customer can access the system immediately without this dialback sequence.

A computer of similar type to the customer (Off-line "Replica" Computer) performs task that require an identical processor type to the customer, thus freeing the customer computer to perform other activities. Request data is written by the customer and read by the Replica computer to perform these tasks. The Replica computer task has access to data secured by the user but available only to the customer and the replica task (i.e., routing disks, etc.). Prompts and information are supplied before the request is queued, and the replica computer automatically enters the necessary keystrokes to achieve the task using the prompted information stored with the request data. A Replica Request file is used for the data.

A 900 area code phone number is used for pay access to services.

A customer processor executes commands from the host. All requests for services are initiated by a host command that in turn may execute a customer computer processor command.

Host based anti-viral programs are loaded and executed in the customer processor to protect access to programs and data.

Virtual devices to allow the execution of host based software within the customer processor.

Host Request information maintained in a Host Request File causes commands to execute on the host which may in turn cause commands to execute within the customer processor.

A host based controlling command for each service option and a router security intercept program which track the start and end time for billing purposes whenever a command executes within the customer processor.

Media, documents and the like can be converted by using a replica of the customer's computer running translation or conversion software against data stored in virtual devices by the customer.

The service allows customer access to on-line service data by the customer computer processor by attaching to the data as a virtual drive.

Data and programs can be rented by using a host control program to restrict attachment to virtual disks holding the data and programs. A host command is used to direct the router to initiate execution of a specified program in the customer's processor.

Data and programs can be purchased/licensed by moving them from a restricted virtual disk to a virtual disk created for and owned by the customer using a host control program.

Automated release update services maintain a table of software owned by the customer that is allowed to be updated. Release update data and programs can be transferred from a restricted virtual disk to the customer computer disks or virtual disks using a host control program.

A security program verifies types of access to restricted virtual devices attached by a control program but currently accessed by a program executing within the customer's processor.

Control information is transferred between the host computer and the customer computer to manage on-line service requests.

A host controlling program executes programs in both the host processor and customer processor separately or at the same time within a given process to achieve desired results.

Programs residing on the host system but executed within the customer processor are executed as though they are directly available to the customer computer operating system using a host control program.

In the case of on-line service access via special charge telephone numbers, Telco's use On-line Service billing time and access charges to assess fees which appear on the customer's Telco statement.

Request completion information is maintained on the host. This information is displayed to the customer on subsequent accesses, or the customer is alerted of a completion by sending a dialing pattern and access code to identify the type of message or trigger the customer computer to call the on-line service.

The customer computer automated access program can identify a lockup condition and break out of the task to continue with additional requests.

The host computer identifies a lockup condition and cancels the program or session to allow the customer computer to continue with additional requests.

BRIEF DESCRIPTION OF THE DRAWINGS

These and other features and advantages provided by the present invention can be more completely and better under-

stood by referring to the following written description of a presently preferred exemplary embodiment in connection with the drawings, of which:

FIG. 1 schematically shows an on-line service system connected to a user's personal computer in accordance with the preferred embodiment of the present invention;

FIG. 2 illustrates various examples of services provided by the preferred on-line service system of FIG. 1;

FIG. 3 schematically illustrates the components within the preferred on-line service system and the customer computer;

FIG. 4 is a detailed schematic diagram showing various different arrangements for connecting the on-line service system to customer computers;

FIG. 5 is a schematic diagram showing one example of remote disk drive sharing in the preferred embodiment;

FIG. 6A schematically illustrates overall functional connections provided by the preferred embodiment on-line computer system to make virtual devices available to the customer computer and other system components;

FIG. 6B schematically illustrates overall functional connections provided by the preferred embodiment on-line computer system to process customer computer signalling;

FIG. 6C schematically illustrates, on a high level, the basic way in which the preferred on-line computer system handles on-line service requests;

FIG. 6D schematically illustrates, on a high level, the basic way in which the preferred on-line computer system handles off-line service requests;

FIG. 6E schematically illustrates different processing functions performed by the host computer, replica computer and customer computer in the preferred embodiment;

FIG. 7 schematically illustrates, on a more detailed level, some of the major tasks performed by the customer computer in the presently preferred embodiment;

FIGS. 8A and 8B schematically illustrate, on a more detailed level, some of the major tasks performed by the host computer system in a preferred embodiment;

FIG. 9 schematically illustrates, on a more detailed level, some of the major tasks performed by the replica computer in the preferred embodiment;

FIG. 10 is a high level flow chart of exemplary tasks performed by the customer computer in the preferred embodiment during startup;

FIG. 11 is a schematic flowchart of the "re-direct interrupt" block of FIG. 10;

FIG. 12A is a schematic flowchart of exemplary keyboard interrupt handler tasks in the preferred embodiment;

FIG. 12B is a schematic flowchart of exemplary timer interrupt handler tasks in the preferred embodiment;

FIG. 12C is a schematic flowchart of exemplary communications interrupt handler tasks in the preferred embodiment;

FIG. 13 is a schematic flowchart of exemplary tasks performed by the customer computer during an on-line session with the on-line service system in the preferred embodiment;

FIGS. 14A-14H are more detailed schematic flowcharts of the "begin customer server router" block of FIG. 13;

FIG. 15 is a flowchart of exemplary program control steps of the "security check" block of FIGS. 14A-14H;

FIGS. 16A-16C are schematic illustrations of exemplary data structures maintained by the customer computer in the preferred embodiment;

FIG. 17 is a schematic flowchart of exemplary program control steps performed by the host computer in the preferred embodiment;

FIG. 18 is a flowchart of exemplary program control steps performed by the "begin host security program" block shown in FIG. 17;

FIGS. 19A and 19B together are a flowchart of exemplary program control steps performed by the host computer system as part of the "begin signal customer task" block shown in FIG. 17;

FIGS. 20A-20B together are a flowchart of exemplary program control steps performed by the host computer system of the preferred embodiment to effect the "begin host request task" block shown in FIG. 17;

FIGS. 21A-21E together are a flowchart of exemplary program control steps performed by the host computer system in the preferred embodiment to effect the "begin customer session" block shown in FIG. 17;

FIG. 21F is a flowchart of exemplary program control steps performed by the host computer system in the preferred embodiment to effect the "begin off-line replica session" block shown in FIG. 17 to manage the operations of an off-line replica computer;

FIGS. 22A-22G schematically show exemplary data structures maintained by the host computer system in the preferred embodiment;

FIG. 22H schematically shows some of the request options available to on-line service customers in the preferred embodiment;

FIG. 23 is a flowchart of exemplary program control steps performed by the on-line replica computer in the preferred embodiment;

FIGS. 24A-24J together are a flowchart of exemplary program control steps performed by the replica computer of the preferred embodiment to effect the "begin replica server router" block of FIG. 23;

FIG. 24K is a flowchart of exemplary program control steps performed by the preferred embodiment replica computer to effect the "security check" block in FIGS. 24A-24J;

FIG. 25A schematically illustrates exemplary data structures stored by the replica computer in the preferred embodiment;

FIG. 25B schematically illustrates some of the requests managed by the customer and replica server router programs in the preferred embodiment;

FIG. 26 is a flowchart of exemplary program control steps performed to boot up and operate the off-line replica computer in the preferred embodiment; and

FIG. 27 is a flowchart of exemplary program control steps performed by a preferred embodiment on-line service sign-up computer in order to issue new account numbers for the on-line service.

## DETAILED DESCRIPTION OF A PRESENTLY PREFERRED EXEMPLARY EMBODIMENT

### I. CUSTOMER COMPUTER ON-LINE SERVICE NEEDS

FIG. 1 shows a preferred example of a customer computer 50 accessing an on-line service system 100 in accordance with a presently preferred exemplary embodiment of this invention. Customer computer 50 may for example be a standard personal computer including a main processor unit 52, a display 54, a keyboard 56, and a mouse 58. Main processing unit 52 typically includes a floppy disk slot (drive) 60 that reads floppy diskettes 62. Customer computer 50 performs tasks for a user under software control, and

displays the results of the tasks on display **54** (an optional printer can be connected to main processing unit **52** in order to print out the results). New software can be loaded onto customer computer **50** by storing the software on floppy diskette **62** and inserting the floppy diskette into disk slot **60** so that it can be read by the main processor unit **52**. The user operates keyboard **56** and mouse **58** to interact with the software tasks performed by computer **50**.

Customer computer **50** as described above is a self-contained, stand-alone unit that is capable of performing a wide variety of processing tasks without having to be connected to any other computer equipment. For example, the user can run a word processing program to key in new documents for storage within the main processor unit **52**. The user can also perform financial calculations using a spreadsheet program, and store the results of the calculations again within main processor unit **52**. Depending upon the software loaded into main processor unit **52**, the user may be able to perform a wide variety of additional software tasks such as, for example, video games, check book management, graphics generation program, etc. The variety of different tasks customer computer **50** is capable of performing is determined by the availability of software needed to perform the tasks.

Although customer computer **50** is capable of doing many different tasks all by itself, it has certain limitations. For example, there may be no printer attached to customer computer **50** such that it is not possible to print out hard copy of the results of the processings performed by the customer computer. Even with a printer, it may take a very long time to print out certain results and the user may not want to tie up his printer for such a long time. Similarly, the user may not wish to spend the money to buy various expensive peripheral equipment that could be connected to customer computer **50** (e.g., Fax boards, CD ROM drives, voice boards, multi-media equipment, etc.) but would nevertheless like on occasion to have some of the capabilities associated with this added equipment.

Another serious limitation of customer computer **50** relates to the amount of storage it has. Typically, a so-called "hard disk" within main processor unit **52** is used to store all of the data generated by the customer computer **50** as well as all of the software to be executed by a customer computer. Auxiliary storage capabilities are provided by floppy disk slot **60** and floppy diskettes **62**. Unfortunately, the hard disk internal to main processor unit **52** may run out of space to store additional data or programs, or it may fail and lose all of the data it previously stored. The user can "back up" the data stored on the internal hard drive using floppy diskettes **62**, but this can be a long and tedious process and the user may sometimes forget to do it. The user could, of course, upgrade his customer computer **50** by adding additional internal or external storage devices, but this would be expensive and might not be cost effective. Nevertheless, the limitations on the storage capabilities of customer computer **50** may be troublesome to the user at times (e.g., if a hard disk failure does occur, or if the user wants to try out a new program but does not have the space on his hard drive to load the new program onto it).

Another limitation of customer computer **50** relates to the variety of different software it can run. Customer computer **50** can only run software that has been loaded onto it. In order to perform a new function or task, the user must obtain floppy diskettes **62** containing a new program from a software store, and then use floppy disk slot **60** to input the new software to main processor unit **52** (e.g., to load the new software onto the internal hard drive within the main pro-

cessor unit **52**). If the new software is a big program, this loading process can take a lot of time. In addition, the loading process may be confusing to the user. Moreover, there is no convenient way to "try out" or temporarily rent or use software with customer computer **50**. For this reason, the user of customer computer **50** may only be able to run a relatively small number of programs, and it is difficult to add new programs to that limited repertoire.

Another problem that the user of customer computer **50** commonly confronts is outdated software. Most software companies are constantly improving their offerings. Each time a new version of software becomes available, the user must obtain the software on floppy diskettes and go through the time-consuming and sometimes confusing process of loading the software onto main processor unit **52** via diskettes **62** and floppy disk slot **60**. This is especially a problem with certain software that must be updated constantly in order to remain effective. For example, it is a good idea for the user to run virus detection software on customer computer **50** in order to prevent the computer from catching viruses introduced when new software is loaded onto the computer. Because new "strains" of viruses are always being developed, and because virus protection software is typically effective only against those particular strains it has been programmed to recognize, it is essential for the virus protection software to be updated as often as possible so as to be able to detect even the newest strains. This is very inconvenient for the user, since it requires the user to constantly procure updated versions of the virus protection software and load them onto customer computer **50**.

## II. ON-LINE SERVICES GIVE CUSTOMER COMPUTER WHAT IT NEEDS

These and other problems and difficulties are eliminated when customer computer **50** connects to an on-line service system **100** provided by the preferred embodiment of the present invention via a data link **150** as shown in FIG. 1. Data link **150** may comprise a dial up telephone line or other similarly convenient telecommunications link that allows customer computer **50** to be located remotely to the on-line service system **100**. The on-line service system **100** provides various capabilities (e.g., data storage, program storage, processing, and input/output devices) that enhance the operations of customer computer **50** in order to solve the drawbacks and problems mentioned above. On-line service system **100** provides software and computing services to customer computer **50** in return for fees. Such software and services can be extremely valuable to the user of customer computer **50** in that they provide enhancements to the operation of the customer computer that were available either not at all or only through great expense and/or inconvenience.

FIG. 2 is a schematic illustration of some of the various capability enhancements that on-line service system **100** can provide to customer computer **50**, including the following:

Anti-Viral Services (block **200**) are provided by accessing anti-viral software stored on virtual disk. Anti-viral programs can be copied or executed directly. Anti-viral updates offer customers the latest anti-viral technologies.

Offsite Archival Services (block **202**) are performed by accessing virtual disk drives. Customer files inactive for a specified period are automatically copied to on-line service virtual disks for offsite archiving. Many disks of varying size can exist for each customer. Virtual disks are mounted and customer files are copied to their original customer disk for restoration. Virtual disks inactive for a specified period can be copied to

on-line service tape for long term offsite archival. A virtual disk can be considered an offsite archival storage area. Every customer file could be stored on virtual disk with directory structures maintained. A diskette 62 can be provided to boot a customer computer and connect to the on-line service and boot a virtual disk copy of the customer computer system disk. An advantage virtual disks provide for offsite archival is that remote storage is accessible as if locally attached.

Diagnostics and Maintenance Services (block 204) include various programs stored on virtual disks to checkout, troubleshoot, and enhance the customer computer 50. Diagnostic programs can detect problems with memory or system board components. Peripheral management programs can be used for testing, alignment, storage maintenance, etc., to improve device throughput. Hardware errors detected by diagnostic programs during a customer automated session can trigger repair service based on a maintenance agreement.

Electronic Media Services (block 206) are designed to facilitate media transport by using an on-line service with virtual disks. Files stored in originating media format (WP, Fax, Image, etc.) can be copied to a customer "routing" virtual disk. A customer computer 50 accessing a virtual disk can convert a file from one media format to another (i.e., Fax to WP, WP to voice, etc.). On-line service peripherals provide further services such as transmitting to a fax unit or distributing a printed report.

Customer Drive Services (block 208) allow customer access to virtual disks under on-line service session control. A customer can have multiple virtual disks mounted at the same time. During the course of an on-line session, a customer can mount and dismount many different virtual disks. Virtual disks can be shared by multiple users or by groups of users. Virtual disks can be made public to all, or secured for single user access.

Program & Information Rental Services (block 210) are provided by offering secured access to host virtual disks with rental programs and data. Access security software protects against unauthorized copying. One time, per use, and/or time charges are assessed for information and program access.

Program & Information Sales Services (block 212) are provided by copying software from a protected virtual disk to a customer's local or virtual disk upon receipt of payment. Demos can be offered by copying software to a temporary customer virtual disk. The temporary disk is deleted if payment is not received within a specified period. Demos common to all customers can be provided by accessing a shared, execute only virtual disk.

Software Update Services (block 214) are provided by attaching to virtual disks and copying files to customer disks. A control program automatically determines the software or data to update. Batch files are typically used to automate the release update process, particularly when changes in configuration definition are required.

"One Time" Services (block 216) describes services for providing undefined users access on-line services. Charges for a one time customer on-line service access appear on the customer telephone bill. Customer access for one time services is also provided by generic user ID. These generic user ID's are only allowed when the controller's modem is attached to a Telco pay exchange

phone number in the preferred embodiment. The one time customer can access most on-line services except offsite archival.

### III. PREFERRED SYSTEM ARCHITECTURE

FIG. 3 is a schematic illustration showing internal components within customer computer 50 and on-line service system 100. As described above, customer computer main processor unit 52 includes a floppy diskette drive 60a having the slot 60 shown in FIG. 1. In addition, the main processor unit 52 includes an internal hard disk 64, internal random access memory 66, a processor 68 and input/output ("I/O") controllers 70. I/O controllers 70 allow communication between the main processor unit 52 and external peripherals such as keyboard 56, mouse 58, and additional optional external peripheral equipment (e.g., a tape drive 72, a Fax unit 74, a printer 76, and/or a CD ROM drive 78) Main processor unit 52 also includes a modem 80. A modem is a conventional device which allows customer computer 50 to communicate over data link 150 with another computer having a similar modem. In the preferred embodiment, on-line service system 100 includes a modem 102 that is connected between data link 150 and a host computer 104.

Host computer 104, which comprises an IBM AS/400 in the preferred embodiment, includes one or more main processors 106, internal random access memory 108, peripheral controllers 110, and communication controllers 112. Peripheral controllers 110 allow main processor 106 to communicate with various peripheral devices such as, for example, one or more high-speed printers 114, one or more mass storage disks 116, and other mass storage devices such as a tape storage device 118. Additional peripheral devices such as CD ROM drives, Fax machines and the like (block 120) may be also be provided and coupled to main processor 106 via the peripheral controller 110. In addition, one or more local display devices 122 may be connected to host computer 104 to allow local control over the host computer. The AS/400 is preferred as host computer 104 in the preferred embodiment due to its flexibility in terms of providing a multiprocessor system with object based security, workstation emulation, and virtual device access. However, other types of computers providing the required functionality could be used instead.

FIG. 4 represents some common communication links 150 available to on-line service customers. A host computer 104 is shown with various attached peripherals including disk 116, tape 118, and printers 114. Communications Controllers 112 attached to the host computer 104 include digital (ISDN), Public Data Network (X.25), LAN Attachment Card, ASCII controller, and customer replica computer 160 running host workstation emulation software. Each controller 112 is connected (with or without modem 102) to a telecommunication relay station 124a. Data may be transmitted between two switching stations 124a, 124b by several means including satellite 126, fiber optic link 128, microwave link 130, Public Data Network 132, or cable TV link 134.

For example, Customer computer 50(W) accesses system 100 via LAN attachment card 82 connect or remote session gateway connect (not shown). Customer computer 50(X) connects to the host with an ISDN digital link 84. Customer computer 50(Y) uses a modem 80b to connect to the host computer ASCII workstation controller 112a or the replica server computer 160. Customer computer 50(Z) connects to the on-line service using a coax cable connection 86.

FIG. 4 shows that data link 150 may comprise up to three different "layers" of connection: the first layer or sub-link connects host computer 104 to switching station 124a; the

second "layer" connects switching station 124a to switching station 124b; and the third "layer" connects switching station 124b to a customer computer 50. A customer may connect the on-line service system 100 by many different methods. These methods may evolve as advances in telecommunications become available. For example, each of the various layers may comprise any of ISDN link, LAN/WAN connect, a "front end controller," another computer, a telephone company connection, a direct connection, a fiber optic link, a cable television link, cellular link, a satellite link, a radio frequency link and/or a PDN connection. The three layers can also comprise varying cable mediums and software bridges, gateways, routers and/or emulations.

On-line service system 100 also includes at least one (and typically many) "replica computer" 160. Replica computer 160 is connected to host computer 104 via communication controllers 112, and is also capable of connecting directly to customer computer 50 via a modem 162. Replica computer 160 is the same type of computer as is customer computer 50 and thus may be used to perform the same types of processing that customer computer 50 is capable of performing. This replica computer 160 adds processing capabilities to host computer 104 (which may be a different type of computer not capable of executing the same software that customer computer 50 is capable of executing).

In the preferred embodiment, replica computer 160 is capable of operating in an on-line mode or in an off-line mode. In the on-line mode, the replica computer 160 communicates interactively with customer computer 50 to perform processing tasks. In this on-line mode in the preferred embodiment, the customer computer 50 and the on-line replica computer 160 cooperate to support processing in either and/or both processors (shared access to data buffers and a record locking scheme is used to ensure safe access). In the off-line mode, replica computer 160 performs personal computer tasks in response to direction from host computer 104 without having an on-line, interactive link with customer computer 50.

In the preferred embodiment, the replica computer(s) 160 is locally attached to host computer 104 using workstation emulation hardware/software (e.g., a 5250 emulation card for connection to an AS/400 host computer). The replica computer 160 connects to the customer computer 50 with personal computer communications software using modems connected to communications ports COM1 on each of the computers.

The on-line replica computer 160 is used to facilitate customer access to host computer virtual disks by seamlessly integrating a replica of the customer computer into the communications link 150. The replica computer 160 loads device drivers and runs communications software to establish a host session and access host virtual disks. "Dual redirection" of drives provides the replica computer 160 with access to drives of customer computer 50, and also provides customer access to replica drives (including, for example, host virtual disks). The presently preferred exemplary embodiment of this invention provides a disk sharing utility between replica computer 160 and customer computer 50. In this unique arrangement, the local hard drive 164 of the replica computer 160 can be "attached" to customer computer 50, and the customer computer local hard drive 64 can be "attached" to the replica computer 160. This allows the replica computer 160 to write to and read from the customer computer local hard drive 64 and also allows the customer computer 50 to write to and read from the replica computer local hard drive 164. Combined with controlled redirection of keyboard, mouse, video and printing, execu-

tion during a replica computer 160 on-line session can occur in the customer computer 50 or replica computer with user transparency.

The off-line replica computer 160 performs tasks on behalf of the customer without a customer connection. Batch requests including parameters and script file data are stored in a Replica Request file (maintained by host computer 104 in the preferred embodiment) with a date/time to execute. The Off-line Replica computer 160 accesses the host computer with special authorities to certain customer virtual disks. The Off-line Replica computer 160 reads Replica Request data and when the time condition is met, the request is processed as if it were performed by the customer.

#### IV. "VIRTUAL" DISKS

In the preferred embodiment, host computer 104 may provide one or more "virtual" disk drives to customer computer 50. In addition, in the preferred embodiment on-line replica computer 160 may provide one or more "virtual" disk drives to customer computer 50, and the customer computer may provide one or more "virtual" disk drives to the on-line replica computer. In the context of this patent specification, a "virtual device" is an arrangement that "simulates" or "emulates" a locally-attached, physical device. For example, a "virtual disk drive" can be an arrangement (e.g., some combination of local and/or remote hardware and/or software) that "looks like" a physical drive. In the preferred embodiment, "virtual disk drives" allow the customer computer 50 to access resources as if those resources were actually a physical disk device locally attached to the customer computer. Since the customer computer 50 and its associated operating system and application software is already conditioned to efficiently access locally attached physical disk drives, the customer computer 50 can very easily access the "virtual disk drives" without any change in operating system or application software or additional overhead (other than software needed to support the virtual disk drive). Since the "resources" that emulate the locally attached physical drive to create the "virtual disk" can comprise, in part, a data link 150 and resources remotely located to the customer computer 50, virtual disks can provide great flexibility in allowing customer computer 50 to very efficiently access remotely located computer storage. Since in the preferred embodiment, the host computer 104 and/or replica computer 160 controls this remote storage, "virtual disks" provide an efficient means to allow the customer computer 50 to have access to particular data in a manner chosen by the operators of system 100.

One example of a "virtual disk drive" provided by the preferred embodiment is a "virtual disk drive" that host computer 104 attaches to customer computer 50. Although host computer 104 may have several physical disk drives 116, those drives typically are not directly accessible by the operating system of customer computer 50, and in any event are remote to the customer computer and hence cannot be directly accessed by the customer computer as one of its local drives. Host-provided "virtual disks" are actually "objects" (e.g., files or some other data structure) stored by host computer 104. These objects may be physically stored on host disk 116 and/or host random access memory 108. Through software executed by host computer 104 and cooperating software executing on customer computer 50 and/or replica computer 160, these virtual disks can be "attached" to customer computer 50 and/or replica computer 160, and appear to those computers 50, 160 as additional, locally attached physical drives. In other words, the operating systems of computers 50, 160 can access these virtual disks in the same way they access a locally attached physical

disk drive. Thus, customer computer **50** operating system can write to and read from a virtual disk in essentially the same manner that it can write to and read from its own local hard disk **64**. In addition, the host computer **104** can supply commands and/or programs on the virtual disk for execution by the customer computer **50** in order to provide remote control features. For example, control programs stored on host computer **104** read-only virtual disks can be used to set “processor flags” on the customer computer **50** and the replica computer **160**. Other control parameters on the customer or replica computers are similarly changed by control programs stored on host virtual disks. These programs are typically called by a command issued by host computer **104** used to execute personal computer commands in the attached personal computer (replica computer **160** or customer computer **50**).

Host computer **104** can create a “virtual disk” from memory resources, disk resources or typically, both memory and disk resources. Information written by customer computer **50** to a host computer “virtual disk” is typically temporarily stored within host computer memory **108**, and is eventually more permanently stored on host physical disk (“DASD”) **116** for later retrieval by the host, the customer computer that stored the information, or some other customer computer. The operator of system **100** can, of course, store information onto host virtual disks (e.g., by inputting the information via a replica computer **160**) so that the information can be accessed by customer computer(s) **50**. Communications software and device driver programs executing on customer computer **50** cooperating with communications and other software executing on host computer **104** make it possible for the customer computer to access these host computer memory and disk resources as if they were a physical, locally attached disk device. Although the host computer **104** can also manipulate and process data objects stored on such “virtual disks,” it typically cannot execute an executable PC file stored on the virtual disk because in the preferred embodiment the host computer has a different operating system than does customer computer **50A**.

Host computer **104** provides “virtual disk drives” to customer computer **50** and replica computer(s) **160** in the preferred embodiment through use of conventional software available from IBM. In the preferred embodiment, host computer **104** comprises an IBM AS/400 mid-range computer providing “PC Support” virtual disk, print and other associated functions. As explained above, the IBM-provided PC Support Software makes it easy to attach a “virtual disk” or virtual printer to a remote or local personal computer such as customer computer **50**. For DOS machines, “PC Support” requires that certain device drivers (EIMPCS.SYS and ECYDDX.SYS) are resident in the memory of the customer computer **50** or replica computer **160** to provide memory management and PC to AS/400 routing support (of course, this technique can be used with other operating systems such as OS/2, Unix, etc. using appropriate virtual device and workstation software). These device drivers are loaded from the PC CONFIG.SYS file during the PC IPL process. Other programs are loaded during host session initiation to provide workstation and virtual device access. Different “shared folder” types (0, 1 and 2) provide different performance based on different overhead requirements (e.g., personal computer memory usage). The AS/400 allows a personal computer to attach to a “shared folder” as a “Folder Drive” this allows the PC user to assign a drive letter to a specific folder, or as a “System Drive” (this allows the PC user to assign a drive letter to all the folders the user is authorized

to access). Using this method, the DOS Change Director (CD) command can be used to change from one virtual disk drive to another, and normal operating system commands can be used to access and manipulate the virtual disks.

The preferred embodiment of the present invention also makes “virtual disk drives” available to customer computer **50** in the context of an on-line session between a customer computer **50** and an on-line replica computer **160A**. In the preferred embodiment, for example, a customer computer **50** can access a disk drive that is locally attached to on-line replica computer **160**, and the on-line replica computer can access a disk drive that is locally attached to the customer computer. In the preferred embodiment, the resources that form the basis of the virtual disk may comprise a physical disk drive locally attached to one of the computers (e.g., the hard drive **64** of customer computer **50**), or it may comprise a “virtual drive” (e.g., RAM disk, host-provided virtual disk, etc.).

In the preferred embodiment, these drives are shared between two computers (e.g., customer computer **50** and replica computer **160**) so as to allow each computer to seamlessly access the disk drive(s) of the other computer. For example, assume that customer computer **50** has designated its local floppy diskette drive **60** as its “A” drive, and has designated its local hard disk **64** as its “C” drive. The user of customer computer **50** has become accustomed to these designations, and it would be very confusing to change them for when the customer computer connects to on-line replica computer **160**. Nevertheless, it would be useful to allow the customer computer **50** to access some or all of the disk drives (physical and/or virtual) of replica computer **160** during an on-line session as if those replica computer disk drives were local to the customer computer. In the preferred embodiment, the normal disk drive mapping of the customer computer **50** is not disturbed (i.e., “A” remains the local floppy diskette drive **60**, and “C” remains the local hard disk **64**). Instead, the disk drives of the replica computer **160** are “attached” to the customer computer **50** as “virtual disk drives,” and are given designations by the customer computer that do not conflict with the designations reserved for customer computer local drives (e.g., the floppy diskette drive of the replica computer might be designated “D,” and the replica computer hard drive might be designated “E”). Each of the customer computer **50** and the replica computer **160** is able to access execution resources (i.e., processor) and drive resources (i.e., shared virtual disk(s)) made available by the other computer.

Where a particular command is executed depends on the state of a “processor flag” stored on the computer from which the command originated. Thus, commands inputted at the customer computer keyboard **56** will be executed by the customer computer processor **68** if the “processor flag” at (i.e., maintained by) the customer computer is set to “customer computer”. On the other hand, commands inputted at the customer computer keyboard **56** will be executed by the replica computer **160** processor if the “processor flag” at the customer computer **50** is set to “replica computer”. Similarly, commands inputted at the replica computer **160** keyboard (or passed to the replica computer by host **104** for execution via a “PC Execution” command for example) will be executed by the replica computer processor **68** if the “processor flag” at the replica computer is set to “replica computer”; and such commands will be executed by the customer computer **50** if the “processor flag” at the replica computer is set to “customer computer.”

In the preferred embodiment, the states of the customer computer and replica computer “processor flags” are ini-

tially determined by a default value (e.g., stored in a non-volatile table from the last session and/or as part of a default configuration). The "processor flag" can be dynamically changed by executing a program from a read only virtual disk provided by the host computer **104** (this allows the host computer to override a previously established processor flag state to ensure that a subsequent command is executed in a desired one of the customer and replica processors). The "processor flag" may also be changed when the user of customer computer **50** (or replica computer **160**) changes his "command prompt."

In DOS for personal computers, each "command line" is preceded by a "command prompt" specifying one of plural drives to be accessed by the personal computer. When a DOS operating system command is inputted on the command line, the drive specified by the command prompt is accessed first to locate an executable file that meets the description of the inputted command (in the absence of a "PATH" command, this is the only drive that will be looked to). The user can change the default drive by simply typing the designation of the drive to which the default drive is to be changed. For example, if the command prompt "C>" is displayed, the user can change the default drive from the "C" drive (e.g., the local hard drive) to an "E" drive (e.g., a virtual disk supplied by the replica computer) by simply typing "E:" and pressing the ENTER key.

The preferred embodiment uses this specified prompt to optionally change the "processor flag" to the one of customer computer **50** and replica computer **160** corresponding to the newly selected default drive designator. Thus, for example, a customer computer **50** user can deselect local processing and instead select processing by the processor of replica computer **160** by simply changing his command prompt in the preferred embodiment from a local drive (e.g., "C>") to a virtual drive (e.g., "E>"). Similarly, for example, a customer computer **50** user can deselect replica processing and instead select local processing by the processor **68** of customer computer **50** by simply changing his command prompt in the preferred embodiment from a virtual drive (e.g., "E>") to a local drive (e.g., "C>").

The preferred embodiment also uses a technique called "drive translation" to automatically translate drive designators. Typically, commands inputted by a user of customer computer **50** will specify one or more drive designators (e.g., "COPY A:\*.\* C:") commands the computer to copy all files within a particular portion of a drive called "A" to a particular portion of another drive called "C"). Because any command can execute on either the customer computer **50** or the replica computer **160** in the preferred embodiment, an ambiguity exists since the same physical drive assignments may exist at each computer (e.g., the customer computer and the replica computer may each have their local floppy diskette drive assigned as "A" and their local hard drive assigned as "C"). Drive translation provides the ability to dynamically reassign a local drive designator. For example, with drive translation off, if the user of customer computer **50** issues the command "COPY A:\*.\* C:" (for example) with the processor flag set to "customer computer", this will have the effect of copying information from the customer computer ("A") local floppy diskette drive **60** to the customer computer ("C") local hard drive **64**. On the other hand, if the user of customer computer **50** issues the command "COPY A:\*.\* C:" with drive translation on, the command is translated into a new command in which the drive designators "A" and "C" are replaced with different values, e.g., "D" and "F", specified by a mapping (e.g., stored in a "drive translation table" for each processor flag

in the customer computer). This mapping typically maps local customer drive designators into "equivalent" virtual drive designators accessed by the replica computer **160** (e.g., the customer computer floppy drive designator maps into the drive designator the replica computer uses to access the customer floppy drive as a virtual drive). Drive translation is performed in the preferred embodiment on the computer that originates the commands, and not on the computer which receives the commands remotely (host "PC Execution" commands are considered local to the replica computer). This feature of automatically translating drive designators based on certain default machine selections facilitates a user's ability to conveniently and easily access desired drives of a "virtual machine" without unduly interfering with the user's ability to access the drives associated with his customer computer **50** "physical machine."

In the preferred embodiment, the drive translation tables maintained by customer computer **50** and replica computer **160** for commands executed remotely are oppositely symmetrical. That is, the drive translation table entry for customer computer **50** remote processing is the (reversed) mirror image of the drive translation table entry for the replica computer **160** remote processing. Thus, in the preferred embodiment, when each of customer computer **50** and replica computer **160** assigns ("appends") drive designators to virtual drives provided by the other computer, it (the assigning computer) sends a list of its assignments to the other computer—and vice versa. As an example, if the customer computer **50** drive translation table entry for remote processing is set as:

```
A→J
B→K
C→L
X→A
Y→B
Z→C
```

then the replica computer **160** drive translation table entry for remote processing may be set as:

```
J→A
K→B
L→C
A→X
B→Y
C→Z.
```

Using these drive translation tables, with a command "COPY A:\*.\* C:" is issued by the customer computer **50** with the processor flag set to "customer computer" and with drive translation off, the command is executed by copying from the customer's local floppy diskette drive ("A") to the customer's hard drive ("C"). When the same command is issued by the customer computer **50** with drive translation on, it is translated into "COPY J:\*.\* L:". If this translated command is executed by the replica computer **160** (which accesses the customer's floppy diskette drive and customer's hard drive as virtual drives "J" and "L"), it will copy from the customer's local floppy diskette drive ("A") to the customer's hard drive ("C")—thus achieving the same result without the user of customer computer **50** having to know or use the drive designators that the replica computer must use in order to access the customer computer drives as virtual drives.

FIG. 5 provides an overview of an example of the virtual disk drive attachment capabilities of the on-line service system **100**. Two physical disk drives **116a**, **116b** are shown connected to the host computer **104**. The host computer **104**

is shown as a customer disk repository with host system disks **116a**, **116b** logically divided into customer virtual disks. Host computer physical disk drive **116a** stores information associated with two different virtual disks (I:Drive and J:Drive), and host computer physical disk drive **116b** stores information associated with a further virtual disk (K:Drive). The host computer **104** is shown with a communication link to the replica server computer **160** and a customer computer **50a**. Two columns of drives shown within customer computer **50a** identify the devices addressable by the customer processor. The first column, "Local Disk Drives," identifies the physical drives **64AA-64AC** physically attached to the customer computer **50a**. The second column, "Virtual Disk Drives," identifies the disk drives **136(1)-136(3)** created from logically divided host storage (this may be the same or different storage is used to create virtual disk drives **136I-136K**).

Three columns of drives shown within the replica computer **160** identify the devices addressable by the replica computer. The first column, "Local Disk Drives," identifies the drives **164A-164C** physically attached to the replica computer (A:Drive, B:Drive, C:Drive). The second column, "Customer Disk Drives," identifies the disk drives **64BD-64BF** physically attached to the customer computer **50** that have been redirected to the replica computer **160** as remote virtual disks (D:Drive, E:Drive, F:Drive) (these may be the customer computer A:Drive, B:Drive, C:Drive)). The third column, "Virtual Disk Drives," identifies disk drives **136I-136K** created from logically divided storage of host computer **104**. Although each column shows three drives, this is not meant to limit the number of attachable devices. The replica computer **160** is shown with a communication link **166** to the host computer and another communication link **150b** to a customer computer.

Note that both the customer computer **50b** and the replica computer **160** each access their local, physical disk drives as "A," "B" and "C." However, in the preferred embodiment the customer computer **50b** accesses the replica computer **160**'s local drives as "D," "E" and "F," whereas the replica computer **160** accesses the customer computer **50b**'s local drives as "D," "E" and "F." This ability to "redirect" drives and "append" them to the nominal "drive list" of each computer provides a seamless, transparent interface to the virtual drives of the other computer without interfering with accessing local, physically attached disk drives in the same manner that they are normally accessed. Since all drives for both systems are directly available to both systems and local drives for both systems are already assigned (and it is undesirable to change the drive designators on local drives because they are already well known), each system has different drive designators (A: B: C:) to represent the same physical device. When a command is identified as originating from the customer and the processor flag is set to "replica computer" and customer command line translation is "yes," drive references on the command line are translated to their equivalent in the replica, i.e., a command at prompt C: of "copy A: B:" is same as (with command line translation) a command at prompt E: of "copy D: E:".

Each computer needs to identify where commands actually originated, and also needs to keep track of where commands are supposed to execute. A "processor flag" maintained by each of the customer computer **50** and replica computer **160** is used to keep track of where commands are supposed to execute. The processor flag can optionally be set to replica or customer each time the default drive prompt is changed by the operating system. Thus, commands inputted by a user at the customer computer **50** when the customer's

drive designator is set to a customer drive will execute in customer processor. Commands inputted by a user at the customer computer **50** when the customer's drive designator is set to a replica drive will execute in replica processor. The processor flag ultimately determines where a command will execute. If a user at the customer PC keys commands while the drive designator is set to customer drive, the commands will execute in the customer processor if the processor flag is set to customer. Similarly, when a user at the replica PC keys commands while set to customer drive, the commands execute in the customer processor if the processor flag is set to customer. When a user at the replica PC keys commands while set to replica drive, the commands execute in the replica processor if the processor flag is set to "replica computer."

#### V. ON-LINE AND OFF-LINE TASK HANDLING

FIG. **6A** schematically shows some of the various connections provided by the preferred embodiment to attach virtual devices such as disks. In FIG. **6A**, customer computer **50A** is shown connected to host computer **104** with an on-line connection via data link **150a**. Through this on-line connection and appropriate software executing on both customer computer **50A** and host computer **104**, a "virtual disk" made available by the host computer is "attached" to the customer computer. The customer computer **50A** can read from and write to this "virtual disk" as if it were a physical disk locally attached to the customer computer. When the on-line connection between customer computer **50A** and host computer **104** terminates, the information stored on the "virtual disk" continues to reside in the storage of host computer **104**. This information can be made available to the same or different customer computer **50A** (or to a replica computer **160A**, **160B**) by reattaching the "virtual disk" to that computer.

FIG. **6A** also shows an on-line replica computer **160A** connected to host computer **104** via a local data link **161A** (e.g., a coaxial "twinax" line or twisted pair cable). As explained above, on-line replica computer **160A** can (and preferably does) have its own local hard disk(s), memory, and peripheral devices. In addition, on-line replica computer **160A** and an on-line customer computer **50** in the preferred embodiment runs "workstation emulation" and "PC Support" software that allows it to attach locally to, and communicate with, host computer **104**. The workstation session control program is specified as the sign-on program in the customer user profile on the AS/400. The profile is configured to sign-off the workstation when the control program ends. This program displays menu options and allows certain command input. Customer commands and menu requests are received and validated. Upon validation, commands and programs are executed by calls to system programs such as QUSCMDLN or QCMDXEC. These commands may include commands to cause execution in the personal computer processor. This PC execution may include running a secondary command processor (Command.Com) to provide the customer or replica computer user with a personal computer command prompt. This secondary command processor is ended with control returned to the caller when "Exit" is keyed. On-line replica computer **160A** can attach to virtual disks made available by host computer **104** so that it can read from and write to the virtual disks. Replica computer **160A** can also access other virtual devices (e.g., printers, etc.) made available to it by host computer **104**.

As shown in FIG. **6A**, a customer computer **50B** can have an on-line connection (via data link **150b**) with on-line replica **160A**. Through this on-line connection, on-line rep-



lica computer 160A can "attach" some or all of its resources (including those made available to the replica computer by host computer 104) to customer computer 50B. For example, on-line replica computer 160A can remotely attach some or all of its own local disk drives to customer computer 50B. On-line replica computer 160A can also remotely attach to customer computer 50B some or all of its virtual disk drives (e.g., RAM disks and/or virtual disks made available by host computer 104). In addition, on-line replica computer 160A can remotely attach to and access the local drives of customer computer 50B as virtual disk drives. As explained above, the way drives are remotely attached and shared between customer computer 50B and on-line replica computer 160A provides a seamless interface allowing a user of either computer to easily access the information stored by the other computer without having to perform file transfers or other complicated processes.

FIG. 6A also shows an off-line replica computer 160B connected to host computer 104 via a local data link 161B (e.g., a coaxial "twinax" line or twisted pair cable). In the preferred embodiment, off-line replica computer 160B runs appropriate software that cooperates with the software running on host computer 104 to allow the off-line replica computer to access host virtual devices such as disk drives and the like. Off-line replica counter 160B performs processing requests made by host computer 104 (e.g., in response to service requests made by customer computers 50A, 50B) without requiring an on-line connection with a customer computer. The results of the processing by off-line replica computer 160B are reported back to host computer 104, which may then "signal" the appropriate customer computer 50 in order to report the results.

FIG. 6B schematically shows the "signal customer processing" performed by system 100. In the preferred embodiment, system 100 sometimes needs to report completed results of "off-line" processing requests to a customer computer 50. In addition, system 100 occasionally has a need to automatically establish contact with a customer computer 50 (e.g., to perform a regularly scheduled backup or software update operation). Also, system 100 may have messages or information from other users (e.g., electronic mail) that it needs to deliver to a customer computer 50. Instead of waiting until the user of customer computer 50 decides to initiate an on-line session with system 100, in the preferred embodiment system 100 is able to initiate a contact with a customer computer it needs to contact. In the preferred embodiment, system 100 initiates such a communication by "signalling" the specified customer computer 50. This signalling can be a request for the customer computer 50 to call system 100, or the signalling itself can provide the transfer of information that is needed (e.g., system 100 can "signal" a customer computer 50 with a "completion message" indicating that a particular processing task has been completed). As shown in FIG. 6B, such "signalling" can occur through a "signalling" connection between customer computer 50A and host computer 104, or it can occur via a "signalling" connection between a customer computer 50B and a replica computer 160. In the preferred embodiment, such "signalling" connections are not true "on-line" connections because there is no ability for the user of customer computer 50 to interact with system 100. Rather, for security and other reasons, a true-on-line connection (which may occur automatically in response to the signalling contact from the host) is established subsequently to the signalling connection and is initiated by the customer computer 50. Preferably requiring on-line connections to be initiated by customer computer 50 in the preferred embodiment

increases security and also may make the customer feel better about security (since typically a great deal of very sensitive data may be stored on the customer computer).

FIG. 6C schematically shows, in generic terms, the different functions performed by system 100 associated with on-line service requests. As shown in FIG. 6C, an on-line service request can be performed by customer computer 50, on-line replica computer 160, or host computer 104. The results of such on-line service processing may comprise any one of the following:

- logging;
- generation of a host computer request;
- generation of an off-line request for handling by off-line replica computer 160; and/or
- generation of a signal request.

FIG. 6D schematically shows, in generic terms, the different functions performed by system 100 associated with off-line service requests. As shown in FIG. 6D, an off-line service request can be performed by off-line replica computer 160 or host computer 104 in the preferred embodiment. The results of such off-line service processing may comprise any one of the following:

- logging;
- generation of a host computer request;
- generation of an off-line request for handling by off-line replica computer 160; and/or
- generation of a signal request.

FIG. 6E schematically shows some of the more important high level tasks performed by each of the main components within the preferred embodiment (i.e., customer computer 50, host computer 100, and replica computer 160). Each of these tasks are performed under software control, and certain of these tasks may communicate with other tasks being performed by other components. The customer computer 50 in the preferred embodiment supports the high-level functions of communications, logging, security, routing, program execution, local disk access, and remote disk access. The on-line service host computer 104 support communications, logging, security, command control, program execution, host disk access and virtual disk access. The on-line and off-line replica computers 160 in the preferred embodiment each support communications, logging, security, routing, program execution, local disk access, and remote disk access. Each of the computers 50, 104 and 160 is provided with local physical mass storage disk. Thus, customer computer 50 has its local hard disk 64, host computer 104 has its local hard disk 116, and replica computer 160 has its local hard disk 164.

FIG. 7, Customer On-line Service Control Process, provides an overview of on-line service control software executed within the customer computer 50. The customer computer 50 is shown in the center, surrounded by boxes representing various control processes. Clockwise from top left, block 300 describes Host/Replica Signal Control processing. The customer computer 50 tracks a signal pattern sent by the on-line service system. If a predetermined signal pattern match occurs, the customer computer 50 connects to the on-line service (without user ID and password) to receive an access code. This access code is used to determine the reason for access and default response (send message or trigger on-line session). A typical example would be for the on-line service 100 to send telephone ringing signals to the customers location. The customer computer 50 receives these ringing signals from the modem 80. The ringing signals are tracked and when a correct pattern is received, the customer computer 50 sends a modem command to

switch to answer mode. The customer computer **50** then connects to the on-line service and receives an access code before disconnecting.

Block **302** describes Host/Replica Session and Virtual Disk System software. This refers to software used to maintain an on-line session. Regardless of the type of link, communications software is needed to connect to the on-line service. When connecting directly to the on-line service host computer **104**, device drivers are needed to provide session and virtual device support. When connecting to the on-line service with the replica server computer **160**, device drivers are needed to provide replica server remote disk support.

Block **304** references the redirected keyboard, timer, and communication interrupts. Keyboard interrupts are redirected for a number of purposes. Hot keys can be configured to activate the on-line service control program or to initiate an on-line service session. Automated session support is managed by storing script file data in the keyboard buffer upon matching video criteria or some other test (timeout, etc.). A replica server **160** on-line session requires redirection of keyboard and video interrupts to cause the customer computer **50** and replica server computer **160** to appear as one computer. The timer interrupt is redirected to allow on-line service sessions to be triggered when a specified date/time condition is met. The serial port interrupts are redirected to support the signal control process.

Block **306** describes Replica Server On-line Session Control processes. These services are available to customers that wish to connect to the on-line service with an intermediate computer interfaced. The advantages are faster data transfer rates for some functions because the customer computer **50** and replica server computer **160** are of the same type; the ability to access a more powerful processor of the same type as the customer; the ability to access peripherals attached to the replica server that would otherwise be unavailable.

One feature of the Replica Server On-line Session Control process (block **306**) refers to the relation between the command prompt current drive and the processor for subsequent execution. When the customer computer **50** command prompt is set to a local customer disk drive **64**, the next command is executed locally. When the customer computer **50** command prompt is set to a replica server remote disk **164**, the next command is executed within the replica computer **160** with keyboard and video redirected to appear as if the command was locally executed. This includes translating drive designator references to replica system equivalents before sending a command to the replica keyboard buffer.

The second feature in block **306** refers to configuration information sent between the customer computer **50** and replica server computer **160**. Both the customer computer and replica computer **160** have access to drives of the other computer as remote virtual disks. Every time a drive is mounted on one system (including virtual disks mounted on the replica server **160**), the drive needs to be configured (mounted) as a remote disk on the other computer. The Replica Server On-line Session Control process sends and receives configuration requests to cause drive mounts and dismounts on both computers.

The third feature of block **306** refers to the management of I/O request for remote drive data. Since the remote drives can reside on either system, the router not only performs read/write requests on local disks for the replica processor, but also issues read/write requests for replica disk data for the customer processor.

The last feature of block **306** refers to redirecting keyboard and mouse input and video and printer output.

Block **308** describes Session Trigger Control. The reference is to service control programs chained into redirected interrupts. An on-line session can be triggered by keyboard input, a date/time or date/interval time, or by an access code received from the on-line service. The on-line service delivers this access code by sending a signal pattern to the customer computer **50** (pattern of telephone ringing signals). If the signal pattern matches, the customer computer **50** connects to the on-line service (command is issued to switch modem **80** to answer mode). Finally, the access code is received and the customer computer **50** disconnects.

The block **310**, On-line Session Control, describes the process of interactively accessing an on-line service with virtual disks. Since access is under control of the on-line service, the customer computer **50** needs to respond to certain requests such as user ID, password, and request option. The on-line service allocates resources and maintains billing information based on customer interaction.

Block **312** describes the Automated Session Control process. Control programs are used to manage an on-line session without user information. Data is stored in the keyboard buffer when required. Various actions take place based on predetermined events (i.e., perform a function based on video buffer contents, or perform a function based on a timeout condition).

Block **314** describes the Customer Security program. This program is used to validate requests for disk access and disable unauthorized copying of data stored in the customer computer RAM. The main purpose is to prevent customers from copying data and programs accessed on mounted virtual disks, particularly execute only software and rental information.

## VI. HOST PROCESSOR TASKS

FIG. **8A** offers an overview of on-line service control software executed within the on-line service host processor.

Block **400** shows the On-line Service Customer Signup Process. Access is provided by dialing a special charge telephone number (block **400A**). A message is displayed describing the services and charges for signup, and the amount of time left to exit before a signup charge is issued (block **400B**). If the customer stays connected and responds to signup information, a user ID/password is assigned, software and control information is downloaded to the customer computer **50**, and customer control information is stored on the host system **100** (block **400C**). This control process can be performed by the on-line service computer **104** or the replica server computer **160**. The latter is preferable because the link to the signup computer can be performed with standard communications software.

Block **402** describes the Host Security Program. This program is used to validate access requests for virtual disks. Host system security provides secured access to control unauthorized virtual disk mounts. Host system security also controls virtual disks access as read-only or read/write devices. The Host Security program is used to control customer or replica server computer execution and copy access to virtual disk data. All requests for virtual disk data and programs are validated (blocks **402A**, **402B**). It should be noted that a similar validation program resides in the host computer **104**, the replica server computer **160** (if used), and the customer computer **50**. The customer computer **50** and replica server computer **160** use a modified version of this function with code to prevent unauthorized access to virtual disk data and programs resulting in RAM.

Block **404** is the main control process for customer access. The Interactive Customer Session Control Process is used to manage the on-line session. Activities are initiated

under control of this process. Session information is tracked for billing and security. Customer and host requests are managed by this process. If a Host Request Data entry is found for the customer, and the date/time condition is met (block 404C), and the request is not for off-line replica processing, the host request is processed by the customer on-line session as if the customer had issued it directly (block 404C). the Session Control Process also allows commands to be directed to an off-line replica computer for later execution (block 404D). Parameters and script file data is stored along with a date/time to perform the request. For interactive requests, the Begin Process Request (block 404E) performs the request.

Block 406 describes the Off-line Replica Request Control process. This process is somewhat similar to the Interactive Customer Session Control Process except that no user interaction occurs. Requests are read from the Replica Request Data (block 406B). If the date/time condition is met, then Customer Control Data (block 406C) is accessed and interrupts are redirected to manage the request using script file data available from the Replica Request. The Begin Process Request (block 406E) function is then called to perform the actual request. An off-line replica computer 160 connects to the host 104 with a special user ID. This user ID provides access to customer disks used for routing files, and provides access to on-line service programs stored on virtual disks.

Block 408 describes the Host Request Task Control Process. The purpose of this control process is to generate requests for the off-line replica computer 160, and to signal a customer to establish an on-line session. Host Request Data is read (block 408A), and if the date/time condition is met, the Customer Control Data is read (block 408B). If the customer computer is connected to the on-line service, the request is bypassed. The Host Request Notify Method field determines if the customer should be signalled before the request is performed (block 408C). If so, Signal Customer Data is written for the customer. If the request is for off-line processing, a Replica Request is written for the customer block (block 408D).

Block 410 describes the Signal Customer Task Control Process. This process can execute in the host computer 104 or the off-line replica computer 160. Signal Customer Data is read (block 410A). When the date/time condition is met, Customer Control Data for the customer is read (block 410B). If the customer is signed on, a host request is issued. Otherwise, the Signal Customer Data Access Code is used to get a signal pattern stored on the Customer Control Data. This signal pattern (pattern of telephone rings) is then sent to the customer computer (block 410D). If the customer computer answers at the correct time, the access code is transmitted to the customer computer. If the access code is used to trigger at on-line session, then the sign-on allowed flag on the Customer Control Data is updated to allow sign-on without dialback.

FIG. 8B shows the Begin Process Request routine shown in FIG. 8A with an expanded view by type of service.

As shown in FIG. 8A, blocks 404D and 406D each obtain a request to be processed and pass that request to the "begin process request" block (404E, 406E). The request is processed by host computer 104 and/or replica computer 160, depending on the request. The host computer 104 and on-line replica computer 160 each execute different software, but in the preferred embodiment each can perform all of the functions shown in FIG. 8B (some of the functions are, however, performed differently depending on whether the host or the replica performs them).

If the request is for "backup, restore and archive" services, host computer 104 logs certain information (e.g., user, begin time, etc.) for billing and security purposes (block 414), and then allocates ("mounts") the appropriate virtual disks containing the software needed to satisfy the request (block 416). The process of copying the information is performed in the preferred embodiment by customer computer 50 and/or replica computer 160 by copying information to and/or from a virtual disk (block 418). The end time is preferably then logged by host computer 104 for billing purposes (block 414).

If the request is for anti-viral scan (block 420), the request is logged (block 422) and a read-only virtual disk storing anti-viral software is then attached to the appropriate computer (e.g., customer computer 50) (block 424). The anti-viral software is then executed in the customer computer 50 and/or replica computer 160 as appropriate (block 426).

If the request is for program or data rental (block 428), the appropriate information is logged as before (block 430), and the virtual disk storing the program or data to be rented is then allocated to the appropriate computer (e.g., customer computer 50 and/or replica computer 160) (block 432). A "host" security program is executed by the host computer 104 to prevent unauthorized copying of the virtual disk contents, and a similar program executes in the customer computer 50 and replica computer 160 to prevent unauthorized access to virtual disk data and programs residing in random access memory. The customer computer 50 and/or replica computer 160 executes the rental program or accesses the data (block 434). Meanwhile, host computer 104 keeps track of beginning and ending times of access to ensure that the customer can be billed based on the amount of time he has used the contents of the virtual disk (block 430). A customer can also be billed on a per basis or a monthly charge basis.

In the preferred embodiment, the user may request to "purchase" a particular program or data. For example, the user may want his own copy of the program or data locally stored or he may wish to modify it such that it is not feasible to merely rent it. If the request is for a "purchase," logging is performed as before (block 438), and then the host computer 104 allocates the appropriate virtual disk containing the program or information to be purchased (block 440). Host computer 104 also allocates a destination device for receiving the purchased program or information (block 442). This destination device may be, for example, the local hard disk 64 within customer computer 50. The selected software is then copied to the destination device in order to complete the purchase (block 444). This copying operation is preferably performed only upon receipt of payment from the customer (e.g., by checking credit card authorization and charging the associated license fee to the customer's credit card account). Software demonstrations of the programs not requiring secured customer data can be made available to all customers by providing access to a shared, execute-only virtual disk. Demos allowing secured customer data can be provided by copying programs or information stored on a secured virtual disk to a temporary virtual disk with customer execute-only access. If payment is not received within a specified period, the virtual disk can be deleted. Upon receipt of payment, the temporary virtual disk ownership can be transferred to the customer for complete access. This enables the customer to obtain immediate access to the desired software while allowing the service provider to later revoke access if payment is not received.

If the request is for release update services (block 446), the request is logged as before (block 448), and host

computer 104 also determines whether the customer is entitled to release update and also whether this particular customer wants or needs the release update (block 450). Assuming that the customer is authorized to receive, wants and needs the update, host computer 104 allocates a virtual disk storing the release update (more than one may be transferred at the same time) (block 452), and then copies and/or applies the updates to customer computer 50 (block 454). When necessary, a program can be executed to perform special services such as configuration changes to customer computer 50.

Blocks 456–462 provide a generic description of additional user request handling. Beginning and ending times are logged for billing and security (block 458), appropriate virtual disks and/or other virtual devices are allocated to handle the request (block 460), and appropriate software is executed and data is accessed within host computer 104 and/or replica computer 160 and/or customer computer 50 to handle the request (block 462).

#### VII. REPLICA COMPUTER TASKS

FIG. 9, Customer Replica Control Process, provides an overview of service control software executed within the on-line and off-line replica computers 160. The replica computer 160 is shown schematically in the center, surrounded by blocks representing various control processes. Block 470 describes the Customer Signal Process. This process can also be executed by the host computer. Ringing patterns are sent to a customer computer 50 to cause a monitor control program to change the customer modem 80 to answer mode (block 472). When the customer modem 80 answers, an access code is transmitted to the customer computer 50. This access code is used to trigger an on-line session or send a message to the customer computer 50.

Block 474 refers to host session and virtual disk system software needed to maintain an on-line session with virtual devices. This software consists of device drivers and workstation emulation software.

Block 476 describes the Customer Session Control process. This communications software is used to connect the customer computer 50 to the replica service computer 160. The replica server modem 162 is set to answer mode, while a customer connection is awaited. Upon connection, the host sign-on display is redirected to the customer computer 50. Customer sign-on information redirected to the replica server keyboard buffer is passed to the host computer 104 (block 478).

The Replica Server Router Control Process is described in blocks 480–488. Since drives for both systems are remote to each other, the Router Control process is needed to manage I/O data requests, drive configuration requests, execution requests, and keyboard, mouse, video and printer redirection requests.

Block 490 describes the Off-line Session Control processing performed by an off-line replica computer. Replica Request Data is read and requests are performed without a customer connection (block 492). When the request is created, parameters and script file data are stored. The stored data is used by this process to satisfy the request.

Block 494 describes the On-line Session Control. Customer keyboard input redirected to the replica server keyboard buffer are received by workstation emulation software and passed to the host computer (block 496). The host computer issues requests to execute software within the replica server processor during an on-line session.

Block 498 describes Automated Session Control. This process is used to provide keyboard input to manage a request without user intervention. Parameters and script file

data are moved to the keyboard buffer with a control program linked by interrupt chain (block 500).

Block 502 describes the Replica System program. This program is used to validate requests for disk access and disable unauthorized copying of data stored in the replica server computer RAM. The main purpose is to prevent customers from copying data and programs accessed on mounted virtual disks, particularly execute only software and rental information.

#### VIII. DETAILED DESCRIPTION OF CUSTOMER COMPUTER TASKS AND DATA STRUCTURES

FIG. 10 is a flowchart of exemplary program control steps performed by customer computer 50 in the preferred embodiment in order to interact with on-line service system 100. The steps shown in FIG. 10 can be performed by customer computer 50 with the "CONFIG.SYS" and "AUTOEXEC.BAT" files in a DOS environment or then can be performed with a batch file on request. In any event, the preferred embodiment, device drivers are loaded into customer computer memory 66 to support the virtual device "PC SUPPORT" facility of host computer 104 or to support remote access to the on-line replica computer 160.

When customer computer 50 is first turned on or "booted," (block 502), it first loads an on-line service control data table into its memory 66 (block 504). An exemplary format for this on-line service control data table 501 is shown in FIG. 16A. This data table 501 in a preferred embodiment contains the following information:

On-line Service Control Data Table 501

Hardware Configuration Data 600

Basic information on the type of computer used by customer.

Customer Profile Data 602

Standard Customer Information used to sign on and identify the customer.

Host Signalling Parameters 604

Table Occurs, Host Access Code, Host Phone No., Host reason, Response Default For each host signal access code, there is an associated on-line service phone number, reason for being signalled, and default response for the customer.

Host reasons include: Dialback request, route request, option complete, replica complete.

Response defaults include: Immediate dialback, set interval time, display message.

Other host reasons and response defaults can be created.

Session Active Flag 606

Indicates an on-line session is active.

Host/Replica Session 607

Indicates whether the customer is connected directly to the host or replica.

Automated Session Flag 608

An on-line session with automated keystrokes.

Service Control Program Hot Key 610

Accesses the control program to display and change service options and configuration data.

On-line Service Session Initiation Hot Key 612

Can be used to start an on-line Session (session can also be started by timer or signal from on-line service).

Command Prompt Drive Change Hot Key 613

Can be used to change to a different command prompt (and possibly different processor).

Redirected Interrupt Table Occurs 614

Used to maintain the status of interrupt routines that have been redirected for on-line service functions.

Automated Session Table Occurs 616

Four variable length tables can exist—by date/time, day/time, date/interval period, and day/interval period. For each table entry, service options can be stored for automatic processing.

**Ringing Pattern Stores Table Occurs 624**

The dialing patterns the on-line service can send to the customer are stored. When a pattern match occurs, the customers modem switches to answer mode and receives an access code from the host to determine why the on-line service sent a signal. Wait time is used to calculate the time till the next call in the pattern. Tolerance allows for fuzzy logic for number of rings (i.e., + or -2 rings on calls) or interval period between calls (i.e., + or -15 seconds).

**Backup Parameters 626**

Backup Option Flag, Incremental Flag, Full Backup, Backup File List

The backup option flag is used to indicate a backup request. Backup can be incremental, full backup or based on a file list. File list includes target location information.

**Restore Parameters 628**

Restore Option Flag, Incremental Flag, Full Restore, Restore File List

Same as backup list above except files are restored from the on-line service. Data may be on Virtual Device or Archived to tape or other media.

**Anti-Viral Parameters 630**

Anti-viral Option Flag, Device Cleansing List, Build Anti-Viral Environment

Indicates a request for Anti-Viral Services. The device cleansing list identifies drives, subdirectories, and devices that should be scanned for viruses during the on-line session. Build anti-viral environment is used to set up and maintain a current anti-viral environment on the customer's session that will run at all times (when on-line session is not active).

**Media Routing Parameters 632**

Media Routing Option Flag, Default Customer & Host Storage Locations by Media Type

Indicates a request to route data. Storage locations identify where the data is currently stored (customer hard disk, customer fax unit, on-line service virtual device, etc.) and identifies the type of media to be routed.

**Media Origination Parameters 634**

Media Origination Table, Device, Location, Allocate Device, Read Device Flag

This table provides the means to use a peripheral device to send media. The device type, its addressable location, whether allocation is required, and whether the device should be accessed is provided.

**Media Destination Parameters 636**

Media Destination Table, Device, Location, Allocate Device, Write to Device Flag

This table is similar to the media origination table except it is used to manage requests to receive media. For instance, routing data can be printed on a fax unit if desired.

**Media Conversion/Routing Parameters 638**

Inter-Routing Media Option Flag, Media Conversion Table Occurs, From Media, To Media

This option is used when media is to be converted before being received from a routing request. The on-line service can convert the media to the customer's preferred media before the routing data is received.

From and To Media can include: Fax, WP, Voice, Image, Multi-media, Other.

**Diagnostic Parameters 640**

Diagnostic Option Flag, Diagnostic Function List

Used to indicate diagnostics are to be performed. The function list identifies the diagnostics to be performed such as memory test. Response options are included to determine how to manage the results of each test.

**Data Compression Parameters 642**

Disk Compression Option Flag, Compression Method  
Used to indicate that compression is to be used. The method is identified and may include software compression performed on the customer and/or on-line service computer.

**Disk Encryption Parameters 644**

Disk Encryption Option Flag, Encryption Method  
Used to indicate that encryption is to be used. The method is identified and may include software encryption performed on the customer and/or on-line service computer.

**Disk Management Parameters 646**

Disk Management Option flag, Management Functions  
Used to indicate that disk management services are to be performed. Management functions identify the services such as making file data contiguous or performing disk optimization functions.

**Release Update Parameters 648**

Release Update Option Flag, Software and Info List

Used to indicate that released updates are to be performed when necessary. The software and info list identifies the software for which release updates are to be performed. This list is used to indicate what updates are desired, an update will only occur if the customer is entitled to a release update. A table on the on-line service which the customer cannot change identifies the software and information for which the customer is allowed to receive updates.

**Processor Flag 649A**

Indicates which processor (customer computer 50, replica computer 160 or host 104) is to execute the next task.

**Processing Control Table Default Settings 649B**

Provides default settings for the data structure shown in FIG. 16B.

**Customer Processor Command Prompt Drive Designate 649C**

Specifies the current command prompt drive designator for the customer computer.

**Replica processor Command Prompt Drive Designate 649D**

Specifies the current command prompt drive designator for the replica computer.

**Drive Control Table Default Settings by Disk Type 649E**

provides default settings for each type of disk.  
The on-line service control data table 501 is stored locally on customer computer hard disk 64, and is loaded into customer computer memory 66 each time the customer computer is booted. The on-line service control data table 501 is used to control interaction with on-line service system 100, and to maintain default and other parameters relative to that interaction.

Once the on-line service control data table 501 has been loaded, customer computer processor 68 redirects its keyboard interrupt, timer interrupt and communications interrupt (block 506). As is well known, personal computers such as preferred embodiment customer computer 50 communicate with various devices attached to its processor 68 via an arrangement called "interrupt." If a device wishes to "talk" to processor 68 and/or get access to a shared resource such as the data bus or hard disk 64, the device sends an "interrupt" to processor 68. In response to receipt of this interrupt, processor 68 stops doing what it was doing (i.e., it interrupts itself), and executes a special "interrupt" handler routine that determines the source of the interrupt and then takes appropriate action in response to the interrupt. In a preferred embodiment, software executed by customer computer 50 overrides the default interrupts of processor 68 by "redirecting" them. This allows the preferred embodiment software to intercept all depressions at keyboard 56 keys, all automatically-generated timer interrupts, and all automatically-generated communication interrupts—and examine those interrupts to see whether or not they are

related to the tasks associated with communications to on-line system **100**.

FIG. **11** is a flowchart of exemplary program control steps performed by the "redirect interrupt" block **506** shown in FIG. **10**. Upon entering routing **506**, the routine in the preferred embodiment may first prompt the user to determine whether the user wishes to review and/or change the default configuration (decision block **527**). If the user does not wish to alter the default settings, customer computer **50** accesses the appropriate information within the on-line service control data table **501** (e.g., blocks **610-624** and possibly other information as well) and displays it on customer computer display **54** (block **528**). An editor may permit the user to move the cursor to each of the displayed parameters and to change those parameters as desired (block **528**). Once the user is finished editing the configuration, the user may so indicate and routine **506** will update the on-line control data table **501** with the service options changes selected by the user (block **530**). Then, based upon the current interrupt settings within the on-line service control data table **501**, routine **506** redirects the processor interrupts by loading new interrupt handlers into the processor memory **66**. These interrupt routines will receive and process the various interrupts provided to the processor and "screen" them to determine whether a function related to accessing the on-line system **100** needs to be performed. The interrupt handles will initiate such a function if necessary, and will otherwise be transparent to the normal operations of customer computer **50**. Once the interrupts have been redirected appropriately, control is passed to the customer computer operating system (block **507**) to permit the user to start up whatever he desires. All further interaction with the preferred embodiment software is in response to interrupts generated by a depression of a key of keyboard **56**, by a timer, and/or by a communications line.

FIGS. **12A-12C**, are, respectively, flowcharts of exemplary program control steps embodied within the preferred embodiments. The keyboard interrupt handler **536**, the timer interrupt handler **542**, and the communications handler **554**. Looking first at FIG. **12A** (the keyboard interrupt handler **536**), whenever a key of keyboard **56** is depressed, this routine is invoked to test the depressed keystrokes. If routine **536** determines that the user has depressed a particular unique "hot key" combination of keys requesting an on-line session (decision block **538**), then a routine **540** is called to begin a host session. The user can select the particular hot key keystrokes she desires to prevent interference with other application's programs. The use of a "hot key" sequence has been widely used in the past to allow users to invoke special or supervisory functions while at the same time running other software. In the preferred embodiment, this "hot key" facility based upon keyboard interrupt handler **536** is used advantageously to allow the user to initiate an on-line session with on-line service system **100** without interrupting the currently executing application's software.

FIG. **12B** is a flowchart of exemplary program control steps performed by a timer interrupt handler routine **542** in response to receipt of regularly generated timer interrupts within customer computer **50**. Customer computer **50** in the preferred embodiment, like most personal computers, has a conventional hardware timer that periodically interrupts processor **68** to allow timing-related functions to be performed. This is analogous to having someone interrupt you once every 15 minutes to tell you that a quarter of an hour has gone by so that you can check your schedule to determine whether some new activity needs to be started. In the preferred embodiment, the timer interrupt handler routine

**542** makes use of these regularly-generated timer interrupts by comparing the current time with a time stored in block **616** specifying a pre-scheduled automated on-line service session time (block **543**). If the current time does not match any of the pre-scheduled automated sessions times stored in data block **616** of FIG. **16A**, then the timer interrupt handler **542** passes the timer interrupts on to other conventional functions of customer computer **50**. On the other hand, if there is a match ("yes" exit to decision block **543**), then the timer interrupt handler **542** automatically calls routine **540** to begin a host session (block **540**). Decision block **546** provides an option to allow an on-line session to occur without the user being present (e.g., in the middle of the night). The "service options" portion of on-line service control data table block **616** specifies whether the session is to be attended or unattended, and it is this information which is tested by decision block **546** in a preferred embodiment. If the session is to be unattended, then the configuration of customer computer **50** is altered so that "keystrokes" that would normally come from keyboard **56** may be provided under program control automatically (block **548**).

FIG. **12C** is a flowchart of exemplary program control steps included within a communications interrupt handler **554** in the preferred embodiment. This routine is executed in the preferred embodiment in response to an interrupt generated by receipt of a ringing signal by customer computer modem **80** (decision block **556**). In a preferred embodiment, communications interrupt handler **554** responds to only certain predetermined ringing signal indications by modem **80**. The communications interrupt **554** will only answer once a specified ringing pattern has been received (the specified number is stored within on-line service control data table **501** within record **624**). Communications interrupt handler **554** stores the number of calls, the number of rings per call and the time interval between calls (block **558**) and then compares those parameters with ringing parameters stored within on-line service control data table ringing parameter block **624**. The following is an example of one possible ringing pattern that could be used:

- (1) host rings modem **80** with six rings, then hangs up;
- (2) host waits 43 seconds after last ring;
- (3) host rings modem **80** with three rings, then hangs up;
- (4) host waits 20 seconds;
- (5) host rings with ten rings (customer computer picks up on tenth ring).

Such a complex ringing pattern allows the customer computer **50** to authenticate that an incoming call is coming from on-line service system **100**. Other callers (hackers) would not know the particular ringing pattern that customer computer **50** expects to receive, and thus could not induce the communications interrupt handler **554** to answer the incoming call. This also allows the communication line to be used for voice communications without concern that customer computer modem **80** will answer. For added security, it is possible for on-line service system **100** to alter the expected call pattern parameters within data block **624** each time the on-line service system establishes contact with customer computer **50**. The example above is just that—only an example of one possible ringing pattern that might be used. While any number of calls and any number of rings can be used to specify the pattern, the call on which the customer computer **50** answers cannot be specified in terms of exact number of rings but only "within at least x number of rings." For this reason, it is desirable for an optimum level of security that each ringing pattern consist of at least two different calls from on-line service system **100** to permit the

customer computer **50** to detect: (a) a particular number of rings in the first call; and (b) a time interval between the first call and the second call.

As mentioned above, decision block **560** compares the ringing pattern received on modem **80** with the prestored ringing pattern parameters within data block **624**. If there is no match, communications interrupt handler routine **554** logs the error and resets the pattern store established by block **558** (block **562**). If there is a match, on the other hand (“yes” exit of decision block **560**), communications interrupt **554** sets the modem **80** to “auto answer” mode (block **564**) and then returns (block **566**). Modem **80** will then automatically answer the line the next time it rings, and this will again invoke the communications handler **554**. On this invocation of communications handler **554**, the test of decision block **556** will fail because the communications interrupt handler was not invoked by ringing received on the modem (“no” exit to decision block **556**). Since now modem **80** will have answered the telephone line (“yes” exit to decision block **568**), communications handler **554** then determines whether an access code has been received by modem **80** (this “access code” may comprise a set of digital bits specifying a unique combination specifying why on-line service system **100** has called customer computer **50**) (decision block **570**). If no access code has been received, then communications interrupt handler **554** assumes that the reason on-line service system **100** was calling was to schedule a subsequent on-line connection to be established by customer computer **50** (“no” exit to decision block **570**). In this circumstance, communications interrupt handler **554** sets data block **616** to within on-line service control data table **501** to trigger an on-line session (block **572**), and then hangs up the modem **80** (this arrangement in the preferred embodiment of requiring customer computer **50** to “dial back” the on-line service system **100** in response to a contact initiated by the on-line service system provides an added degree of security. The on-line service system **100** can time the interval which passes between when it called customer computer **50** and when it receives a call in order to authenticate that the call is coming from that particular customer computer.

If on-line service system **100** sends an access code (“yes” exit to decision block **570**), communications interrupt handler **554** tests whether the received access code is valid (decision block **574**). If the received access code is invalid, communications interrupt handler **554** logs an error and resets the pattern store (block **575**). On the other hand, if the received access code is valid (“yes” exit to decision block **574**), the communications interrupt handler performs a response based on the particular access code (block **576**). For example, one access code may require customer computer **50** to immediately initiate a call back to on-line service system **100**. Another access code (a range of access codes) may simply require the customer computer **50** to display information (e.g., a completion message or mail waiting message) to alert the customer that he should initiate manually a call to on-line service system **100** in order to retrieve processing results, electronic mail, etc. This “access code” feature provided by the present invention is thus very useful in allowing limited communications to occur between on-line service system **100** and customer computer **50** with very little overhead and yet with a relatively high degree of safety.

FIG. **13** is flowchart of exemplary program control steps performed by customer computer **50** to initiate an on-line session with on-line service system **100**. As can be seen from FIGS. **12A** and **12B**, in the preferred embodiment this

on-line session can be initiated either manually when the customer depresses an “hot key” sequence on keyboard **56**, or automatically at a prescheduled time in response to scheduling information stored within control data table **501**.

To begin a host session, customer computer **50** first loads the appropriate device drivers for virtual disk access into its memory **66** that are required to attach to an-line service system **100** with virtual device access (block **512**). A communications routine for linking to on-line service system **100** is then performed (block **514**). In the preferred embodiment, all on-line service access is controlled by an on-line service session program including requests for the customer computer **50** command prompt. The customer may be accessing her computer **50** normally, but the customer is actually under control of an on-line service program in the preferred embodiment. During this procedure, the customer computer determines whether a replica computer session is required (decision block **516**). If a replica computer session is required (“yes” exit to block **516**), then customer computer **50** begins a replica server routine **518** in order to establish connection with the customer replica service computer **160** via data link **150** and modem **162** (block **518**). Otherwise, connection is established via data link **150** with on-line service host computer **104** via modem **102**. The customer enters user ID and password in block **520**. The customer computer **50** during such communication responds to prompts and request options from the on-line service (block **521**). This continues until a sign-off request is issued by either the customer or on-line service system **100** (as tested for by decision block **522**). When a sign-off request is issued, the customer computer **50** automatically disconnects (block **524**) and returns control to the operating system again (block **526**).

FIGS. **14A–14H** are together a flowchart of exemplary program control steps performed by customer computer **50** at FIG. **13**, block **518** to establish a connection with replica computer **160**. This routine **518** is performed when customer computer **50** determines that it is to establish a connection with replica computer **160** via modem **162** and data link **150**, and executes for the duration of such a connection. Referring to FIG. **14A**, customer computer **50** first loads an appropriate device driver, calls an “initialization” (“INIT”) function, and then loads the router user exit security program used to validate access during the on-line session (block **578**). The customer computer **50** then retrieves the on-line service control data table **501** (block **580**) as well as a processing control table (block **582**) and a redirected drive control table (block **584**).

The processing control table **800** (which is shown in FIG. **16B**) includes various stored parameters associated with establishing a connection with replica computer **160**. Such parameters include, for example, a processor flag **802**, a command local flag **804**, a processor in use flag **806**, a customer processor command prompt drive designator **808**, a replica processor command prompt drive designator **810**, a drive designator translation on command line flag **812**, a drive translation table **814**, a cancel program on processor flag change field **816**, a keyboard routing parameter **818**, a mouse routing parameter **820**, a video routing parameter **822**, a print output routing flag **824**, a sound input routing flag **826**, a sound output routing flag **828**, other device routing parameters **830**, an escape sequence field **832**, a wait for processor flag **833A**, and a rerouted processor flag **833B**. The processor flag **820** indicates where execution takes place. Initially, the processing control table **800** is set from customer control data entry and based on default values. It will dynamically change when command prompt drive

change occurs if the redirected drive control entry says "YES" in set default processor flag field. The "command Local" flag **804** exists in a table on both customer and replica. It identifies where commands actually originated so that command line translation will not occur twice (on originating and destination processor for command). The "Processor in Use" flag **806** is set when command begins. It is cleared when command ends. The customer processor command prompt drive designator **808** indicates the system drive customer computer is currently set to. The replica processor command prompt drive designator **810** indicates the system drive replica computer is currently set to. The drive translation on command line field **812** specifies whether drive letters found on the command line are changed before command routing/execution. In the preferred embodiment, many of the inputs and outputs of customer computer processor **68** may automatically be routed to/from replica computer **160** for handling. Thus, for example, it is possible to automatically route all keystrokes inputted on customer computer **50** keyboard **56** to replica computer **160**, and for to automatically reroute all display generated by the replica computer **160** to customer computer monitor **54**. Processing control table **800** controls these and other functions.

The redirected drive control table **834** is schematically shown in FIG. **16C**. The redirected drive control table **834** controls the redirection of virtual and physical drives in the preferred embodiment. An exemplary format for the redirected drive control table **834** in FIG. **16C** includes a disk type field **836**, a local drive designator field **838**, a BIOS parameter block locator for the local drive **840**, a drive parameter block locator for local drive **842**, a redirected remote drive designator **844**, a BIOS parameter block locator for redirected remote drive **846**, a drive parameter block locator for redirected remote drive **848**, a default drive designator translation flag **850**, a default keyboard routing flag **852**, a default mouse routing flag **854**, a default video routing flag **856**, a default print routing flag **858**, a default sound routing flag **860**, a default processor flag **862**, a set default processor flag on command prompt drive change flag **864**, and a default escape sequence for processor flag toggle **866**. The redirected drive control table **834** includes some default information for loading into processing control table **800** (e.g., fields **852-866** get loaded into processing control table fields **818-832**), and also includes additional information about how various virtual and physical drives are to be designated within the environment of customer computer **50**.

Referring again to FIG. **14A**, once the customer computer **50** has retrieved/constructed its basic data structures (block **580-584**), it waits for a replica server session to become active (decision block **579**). Once a session becomes active, the customer computer **50** tests whether such processing is being performed for the first time within the current on-line session (decision block **581**). If it is first time processing, then the customer computer sends a request to the replica computer **160** to update the customer computer control data block stored by the replica, and then sends its customer computer on-line service control data block (FIG. **16A**) to the replica (block **583**). Customer computer **50** then determines whether the replica computer has requests to update control data (block **585**), or if the replica is supposed to provide such an update due to first time processing within this on-line session (decision block **585, 587**). Assuming the replica has asked to, or is supposed to, send control data, the customer computer receives the control data (block **589**) and uses it to update its own control data block as shown in FIGS. **16A, 16B** (block **591**).

Referring now to FIG. **14B**, similar procedures are performed to receive replica drive configuration information (blocks **593A, 593E, 593B**), from which the customer computer builds its redirected drive control table **834** and drive translation table (see FIGS. **16B** and **16C**) (block **593D**). Routine **518** uses the drive configuration information and on-line service control defaults to build a new redirected drive control table **834**, an BIOS parameter block and drive parameter block entries for replica local disk drives and replica locally accessed virtual disk drives (block **593D**). The customer computer **50** also sends its virtual drive assignments to the replica computer **160** (block **593F**) so that the replica computer can construct its own redirected drive control table and drive translation table.

The redirected drive control table changes when the command prompt changes in the preferred embodiment. Thus, in the preferred embodiment a customer can access his local environment from one prompt (e.g., "L:"), and change to accessing a "virtual" on-line environment by simply detecting a different command prompt (e.g., "E:"). The on-line service control data processor flag **649A** (see FIG. **16A**) determines processor control table **800** active entries at session startup. When the user selects a different drive, this changes the processing control table active entry only when flag **864** (FIG. **16C**) is "yes." Block **584** loads the redirected drive control table **834** into customer computer memory **66**, with entries for local drives only. These entries do not yet have information used to determine the replica equivalent drive designator (e.g., "E:" means replica). Block **588** provides relevant information about virtual disks provided by the replica customer **160**. Block **593D** builds the redirected drive table entries for replica physical drives (e.g., creating a drive parameter block used by the personal computer operating system to identify a BIOS parameter block to identify the location of the data management program used to access the device identified by the BIOS parameter block (physical and logical drive characteristics).

Referring now to FIG. **14C**, routine **518** next tests whether the customer has requested a device configuration change (decision block **598**). If a change has been requested (or if this is the first time customer computer **50** has ever invoked routine **518**, as tested for by decision block **650**), then routine **518** sends a device configuration request and the local drive information corresponding to customer computer **50** to replica computer **160** (block **652**). Block **651** is performed to clear the first time condition. In response, customer computer **50** receives redirected customer drive information from the replica computer (block **654**). Routine **518** then performs the customer security program **590** (block **658**) to validate the request. If the function is allowed (decision block **658**), then customer computer **50** uses the received redirected customer drive information and on-line service control data to update redirected drive control entries for customer local drives with the replica equivalent drive designator within the redirected drive control table **834** (block **660**).

Referring to FIG. **14D**, routine **518** determines whether the replica computer **160** had made a request for data stored on customer computer **50** (decision block **664**). If so, the customer security program **590** is performed to validate the request, and if the function is validated (decision block **666**), and then the data is actually transferred from the customer computer **50** to the replica customer **160** by executing an I/O request for the appropriate customer computer disk drive **64, 60a** (block **668**) and sending the data and/or response to the replica computer **160** (block **670**).

If there is a request for data stored on replica computer **160** to be transferred to customer computer **50** (block **671**),



the customer security program is performed to validate the request, and if the function is validated (block 672), then the data is actually transferred by executing an I/O request and/or data to the replica computer 160 (block 674) and receiving the response and/or data from the replica computer to the customer computer (block 676).

Decision block 678 tests whether a command has been initiated locally or remotely. If the command is not "local" ("no" exists to decision block 678), then the command was issued by the replica computer 160 and blocks 679A-679C are performed to handle a request from the replica computer. Decision block 679A tests whether the replica computer 160 requested execution in the customer computer 50. If not, blocks 679B and 679C are skipped. If the replica did request customer computer execution, decision block 679B makes sure the replica computer 160 is allowed to invoke execution of this table on the customer computer 50. If it is allowed, block 679C sets the "processor in use" flag 806 (see FIG. 16B) to indicate that the customer computer processor is in use, and the customer computer executes the task based on commands provided by the replica computer 160 to the keyboard buffer of the customer computer. If there has been a local command, on the other hand, then control proceeds to FIG. 14E decision block 680 where there is a test to determine whether the command is a customer execution request. If it is, the customer security program is performed as part of the security check to validate the request (block 682), and if the function is validated (decision block 682), then there is a test to determine if command line translation is active (decision block 684). Command line translation is typically used to change customer drive references to the equivalent replica drive references. This is particularly useful when issuing commands from the customer computer 50 from a replica drive command prompt with the processor flag set for replica execution. For instance, from customer prompt "C:" (local drive), typing "copy C:\*.\*D:" causes the customer computer to copy its local drive to the (virtual) replica drive. From the customer computer "D:" (replica) prompt with translation active (and processor flag set to replica), on the other hand, the same command "copy C:\*.\*D:" causes the same action to occur. If command line translation is active ("yes" exit of decision block 684), customer computer 50 uses its processing control table 800 and its drive translation data stored within redirected drive control table 834 to alter drive designators on the command line (block 686). This associates a drive translation table with where execution will be performed. Routine 518 then determines whether the appropriate processor is in use by interrogating the processor in use flag (FIG. 16C, block 806) (decision block 688). If the processor is in use, routine 518 accesses processor control table entries 833A, 833B to determine whether it should wait for the processor (decision block 690) or to reroute the processor (decision block 692). If the processor is rerouted, the processor flag 649A within on-line service control table 501 is changed to reflect the appropriate processor to which the task has been routed (block 694). Once a processor is available to perform the task, routine 518 sets the processor in use flag 806, and routes the keystrokes, mouse, video, print, and sound based upon the active processing control table entries 818-830 (block 696). Control then proceeds to FIG. 14F decision block 698, which tests whether a command prompt drive is to be changed. If it is, the customer security program is performed to validate the request as part of security check (block 700), and if the function is validated (decision block 700), then the redirected drive control table 834 is accessed and if defaults are to be set (field 864 is YES), then the

associated default values for the changed drive (see field 864, 850-860) are set within the processing control table 800, fields 808, 812, 818-832 and the default processor flag (field 862) on the redirected drive control table 834 is used to set the processor flag (field 649A) on the on-line service control data 501.

Routine 518 then tests whether there is a processor flag toggle (decision block 704). If there is, the customer security program is performed as part of security check (block 706), the function is validated (decision block 706), and then a "round robin" processing to the next processing control table entry field is performed (block 708) from which the on-line service control data 501 processor flag 649A is then set. In a replica on-line server session, host computer PC execution commands are directed to the replica computer 160 for execution. The replica computer treats these commands as originating locally and directs the command to execute in the customer or replica processor based on the processor flag stored on the replica on-line service control data (FIG. 25A, block 1500A). In the case of commands keyed from a personal computer command prompt by the customer, they are directed based on the processor flag stored on the customer computer. In the case of commands keyed from a personal computer command prompt by the replica (by on-line service personnel providing service or training), they are directed based on the processor flag stored on the replica computer (same as host PC execution commands). For that reason, the processing control table and redirected drive control data, and on-line service control data need to reside on both the customer and replica computers and the processor flag on customer computer on-line service data may not match the processor flag value on the replica computer image of customer computer on-line service data. In any event, much of the configuration activity involves one system setting or changing table values (including processor flag) on the opposing system. The host system, via a PC execution command, may also run a program in the replica or customer computer to change the processing flag in order to achieve the appropriate processor execution or I/O redirection for keyboard, mouse, video and sound.

FIGS. 14G-14H shows steps 712-740 which tests which tests whether the keyboard input (blocks 712-716), video output (block 718-722), printer output (blocks 724-728), sound input/output (blocks 730-734) or drive translation (blocks 736-740) should be "toggled" (i.e., changed from a current value to a single other alternative value). The result of activating these toggles is to activate the alternate parameter within the processing control table 800. Thus, for example, if decision block 712 determines that the keyboard input is to be toggled, then block 716 changes the value of processing control table entry 818 to a value other than the one it was previously set for (i.e., if it was previously set to route the keyboard to customer computer 50, it is changed to route the keyboard instead to replica computer 160, and vice versa). Similarly, block 722 alters the values stored within processing control table field 822, block 728 alters the processing control table field 824, block 734 alters the processing control table field 826, 828, and block 740 alters the value within the processing control table field 812.

FIG. 15 is a flowchart of exemplary program control steps performed by customer computer 50 as part of the "customer security program" shown repeatedly in FIGS. 14A-14H.

FIG. 15 is a flowchart of program control steps performed by customer computer 50 to execute the "security check" routine shown in FIGS. 14A-H. The purpose of the security check is to ensure that only "authorized" tasks are performed. The routine first obtains the command (block 742)

and determines whether it was generated locally or by the remote computer (i.e., from the host **104** or the on-line replica **160**). If the command is remotely originating (e.g., by a user of the replica computer **160** or by the host **104** via a "PC Execution" command; "no" exit to block **744**), then block **746** screens the command to determine whether it is allowed. If the command is allowed, appropriate information is typically logged at the host computer **104** or the replica computer **160** system virtual disk for billing. If the command is not allowed, a security violation is logged at the customer server router **518** (block **750**), a flag is set to tell the customer server router **518** to deny the request (block **752**) and a violation message is sent to the controlling session (block **754**).

If the command was entered by the user of the customer computer **50**, it will generally be performed since the user should not be limited in what he can do with his own local computing resources and security checks performed at host **104** and replica computer **160** prevent the customer computer command from creating unauthorized accesses on those computers. There is an important exception, however, in the case of software rental. In instances in which the system **100** attaches a virtual disk to the customer computer **50** containing software that the user of customer computer **50** is only allowed temporary access to, the user could attempt to bypass the resource security to the virtual disk through various techniques. Resource security, which is used by the preferred embodiment AS/400 host **104** to control access to all of its stored "objects," can be used to control access to information within different "virtual drives" provided by the AS/400 host computer **104** to customer computer **50**. For each object, resource security can be used to maintain specific or public authority. Specific authority describes the authority of individual users. Public authority describes the authority for all users who do not have specific authority. Resource security applies to each virtual disk drive, and to each object within the drive. The AS/400 supports the following file sharing modes when sharing files:

- (a) Compatibility—A file opened in this mode allows no other access to the file. When you use this mode you are the only one who can access the file.
- (b) Deny Read/Write (Exclusive)—A file opened in Deny Read/Write (Exclusive) mode allows you to open the file only once. You are the only one who can access the file, but you can only access it once. You cannot access it a second time from another drive while it is open.
- (c) Deny Read—A file opened in Deny Read mode allows anyone to access the file and to write to it, but it does not allow anyone to read it.
- (d) Deny Write—A file opened in Deny Write mode allows anyone to open the file and to read it, but Deny Write mode does not allow anyone to write to the file.
- (d) Deny None—A file opened in Deny None mode allows anyone to open the file and to read and write to that file.

Note that the AS/400 security measures do not provide any "execute only" access to objects stored on a virtual disk. Thus, to grant execution rights to customer computer **50** over a particular program stored on a virtual disk, the preferred embodiment host **104** must allow the user authority to read the file. Read authority, in turn, grants a full right to copy the file. This "read" authority could thus be used by an unscrupulous user of customer computer **50** to take a copy of a rental program on a virtual disk without paying the appropriate license fee.

One way to handle the software rental issue is to have the software execute on the customer computer **50** in response

to "PC Execution" commands provided by the host computer **104** based on host menu options selected by the customer computer user. The advantage of this approach is that there is never any need for the customer to attach a virtual disk containing the rental software. In effect, the host menu selection causes the software to be downloaded directly into the customer computer memory **66**, where the customer computer **50** can execute it. A CL command created with authority to the virtual disk with the rental software is used to access the rental software.

However, since the preferred embodiment also envisions attachment of virtual disks containing rental software, routine **590**, blocks **756**–**758** are used to secure information stored on virtual disk drives so that, for example, the customer computer **50** can execute, but not copy, a program. Since the AS/400 does not provide "execute only" access (i.e., the customer computer can execute the software but cannot copy it), the preferred embodiment software loaded into the customer computer **50** provides an additional "security check" protection for this situation. In particular, block **756** checks whether the customer computer **50** user has requested a copy from a virtual disk. If so, then decision block **758** determines (e.g., based on marker files or other information stored on the virtual disk) whether the request is authorized. If the copy request is not authorized, then the routine **590** blocks the command (block **752**) to prevent an unauthorized copy from being made.

This copy protection arrangement could still be circumvented by an inventive user of customer computer **50** who copies portions of the executing program out of his computer's memory **66**. Accordingly, the preferred embodiment provides additional software executing on the customer computer **50** to prevent this from happening. For example, the software can be executed within a protected area of memory that is erased if unauthorized access is attempted, encryption technique can be used to make the software useless unless run during an on-line connection with the system **100**, and/or various memory access and other activities of customer computer **50** can be continually monitored during software rental (e.g., by monitoring interrupts and/or function calls) to ensure that no unauthorized access is taking place.

#### IX. DETAILED FLOWCHARTS OF EXEMPLARY HOST COMPUTER TASKS AND DATA STRUCTURES

FIG. **17** is a flowchart of exemplary program control steps performed by the host computer **104** when it is first "booted" or turned on. Beginning at block **902** ("boot"), the host computer starts its virtual device support software (block **904**) and then begins a host security program **906** shown in FIG. **18**. After the host security program **906** has been started, host computer **104** establishes a link and starts the subsystems for customer and replica on-line service sessions (block **908**). Host computer **104** then displays a sign-on screen for either on-line or off-line replica operations as appropriate. Host computer **104** then begins a signal customer task (**910**) shown in FIGS. **19A**–**19B**. This task signals customers and provides access codes to display messages or to trigger an on-line session at customer computer **50**. Host computer **104** then begins a host request task **912** shown in FIGS. **20A**–**20B**. This host request task manages host based requests on behalf of customers, which may be signaled or responded to by generating requests to replica computer **160**. Once all of these tasks are in place, host computer **104** enters a loop (block **914**, **915**) where it is constantly checking and waiting for connects from customer computers **50** and off-line replica computer **160** in order to begin on-line session and/or off-line replica computer **160** sessions. When

a call comes in, host computer **104** begins an on-line customer session (block **916** shown in more detail in FIGS. **21A–21E**). Host computer **104** is multi-tasking so that many different on-line customer sessions may be progressing simultaneously. Similarly, when the off-line replica computer **160** makes a request (block **915**), the host computer **104** begins an off-line replica session (block **917**).

FIG. **18** is a flowchart of exemplary program control steps performed by the host computer **104** as part of the host security program **906**. The first step performed is to read requests from the router (block **918**). The “router” is a host program used to route personal computer virtual device accesses. The host security program **906** is a user exit program specified under network configuration and is called automatically by the router to validate requests. Decision block **920** then tests whether the customer has requested access to a secured device. In the preferred embodiment, all access to virtual devices during an on-line session are validated for security (this is in addition to user ID and object resource security). When a customer is running applications within her own customer computer **50** and a request to the host is issued to change to a different “on-line server virtual device” drive or subdirectory, the request is validated for access rights by decision block **920**. Routine **906** then determines whether or not the request for a particular program and/or information is going to be allowed (block **922**). This test is important for program rental and other secured access, in which case the router requests are validated to restrict programs and requests while attached to certain (virtual device) drives and subdirectories in the preferred embodiment. If access is allowed, then host computer **104** logs billing data, CPU time, storage type and usage to permit billing and audit trails (block **924**). If the security check performed by block **922** fails, then host computer **104** logs the security violations (block **926**), flags the router to deny access to the requested device (block **928**), and sends a violation message to the controlling session (block **930**).

FIGS. **19A–19B** are together a flowchart of exemplary program control steps performed by host computer **104** as part of the “signal customer” task **910**. Host computer **104** maintains a signal customer data block **1000** in the preferred embodiment in order to keep track of signalling it must send to different customer computers. Exemplary format for this signal customer data block is shown in FIG. **22E**. This signal customer data block **1000** includes, for example, a user ID field **1000A**, a date/time submitted field **1000B**, a date/time to dial-up field **1000C**, an access code field **1000D**, a dial-up reason **1000E**, a replica/host signal flag **1000F**, and an “await pending requests” field **1000G**. Block **932** shown in FIG. **19A** accesses this signal customer data block **1000**, and decision block **934** tests whether it is time to send a signal. This test is performed continuously until it is time to send a signal (“yes” exit of decision block **934**). As that point, a customer control data log **1002** associated with that particular customer to be signalled is read (block **936**). An exemplary format for customer control data block **1002** is shown in FIG. **22B**. The exemplary FIG. **22B** format for this customer control data block **1002** includes the following information:

#### Image of On-line Service Control Data Field **1002A**

A copy of the on-line service control data structure on the customer’s computer is stored as part of the customer control data. This copy is obtained from a host data structure (shown in FIG. **22A**) storing on-line service control data blocks for each customer of the on-line service **100**. This data may be updated from on-line service control data **501** (shown in FIG. **16A**) during the course of an on-line session.

#### Billing Name, Address, Phone Number Field **1002B**

Standard billing information is maintained.

#### Payment Field **1002C**

Method of Payment, Bank & Credit Card Information

Standard information for payment processing is maintained.

#### Access Control Field **1002D**

(Customer Access Allowed, Multiple Simultaneous Sign Ons Allowed)

Used to disable access for non-payment of bill, disconnection, or other reason. Simultaneous sign on option is used to determine if the user ID can be used by multiple customer computers at the same time.

#### Payment History Field **1002E**

Balance & Payment Info, Current & YTD Balance, Payment & Charge History

Standard billing historical data available to the customer.

#### Credit Info Field **1002F**

Credit Info, Credit Limit, Maximum Daily/Monthly Charge Limits per Service Option

Used to limit customer access to ability to pay, including daily and monthly limits and limits on specific services.

#### Service Limitation Field **1002G**

Services Allowed/Prohibited Table Occurs, Service, Date/Day/Time Range, Allow/Prohibit

Used to selectively allow or restrict certain services during specified times. Entries can be entered by customer or by on-line service customer service. Customer cannot alter entries maintained by customer service.

#### Ringling Pattern Field **1002H**

Ringling Pattern Table Occurs, Call Occurrence, Phone Number, Wait Time Before Dialing, Times to Ring, Answer on Ring, Tolerance

Used by the signal customer task. Pattern is sent to trigger the customer computer modem to answer and receive an access code from the on-line service indicating the reason for the signal. Wait time is used to determine when to issue the next call. Answer on ring determines when the customer should answer. A pattern match may include provisions for the customer to answer more than once before the dialing pattern is complete. Tolerance allows fuzzy logic for when the customer should answer (i.e., answer on + or –2 rings from Answer on Ring value).

#### Dial-up Table Field **1002I–1002L**

Dial-up Table Occurs, Date/Day, Time/Interval Period, Use Ring Pattern, Complete Pending Requests

Four variable length tables can exist—by date/time, day/time, date/interval period, and date/interval period. A similar table exists on the customer computer. The customer can setup to have his computer or the on-line service initiate the on-line sessions. A ringling pattern is specified and an option flag exists to cause the dial-up request to wait until all pending requests are completed.

#### Access Code Table **1002M**

Access Code Table, Dial-up Reason, Access Code

This table identifies each access code the on-line service can send to the customer computer during a signal request, and provides an associated reason for the access code.

#### Request Pending Field **1002N**

Request Pending Table Occurs, Request, Date/Time, Estimated Completion, Notify Method

This table information any requests that have not yet completed. Date/time indicates the start of the request, and notify method indicates what to do when the request is completed.

#### Complete Message Field **1002O**

Completion Message Table Occurs, Completion Message, Notify Status, Notify Method

This table stores the completion messages issued by process requests. Notify status indicates if the message has been received and notify method indicates how the customer was notified (i.e., message sent to display during on-line session or signal request and access code sent to customer computer).

#### Error Message Field **1002P**

Error Message Table Occurs, Error Message, Status, Action Performed, Response

This table stores the error messages received by the customer or on behalf of the customer (including off-line requests performed by Replica Process or Host Request Process). Status indicates the disposition of the message. Action performed indicates any response issued to the message. Response indicates the result of any actions performed.

#### Notify Field **1002Q**

Notify Method Table Occurs, Message, Response Action, Notify Method

This table associates notify methods with error messages. For a given message, the response to the message is stored and a notify method is provided to allow customer contact in the event of a failure to perform a specified request.

#### Dialback Field **1002R**

Dialback Option Flag, Sign On Allowed Flag

Used to indicate that the customer cannot sign on until the customer's computer has received a signal request. When a customer signs on without a prior signal request, the on-line service computer issues a signal request and hangs up. Once the customer computer receives a signal from the host (answers modem after dialing pattern patch), the sign on allowed flag is set to allow the user to access the on-line service.

#### Membership Field **1002S**

Member Since Date, Reinstatement Date

Indicates how long the customer has been using the service and when service was reinstated if suspended.

#### Last Access Field **1002T**

Last Sign On Date & Time, Duration

#### Cancellation Field **1002U**

Service Cancel Date, Reason

#### Processor Flag **1002V**

This field holds the processor flag value for local host based commands (currently unused).

#### Telco Billing Flag **1002W**

Set on or off during each session initiation depending on whether the customer is accessing the on-line service with a special charge pay telco number such as 900 area code access. Billing records include this flag to identify activity as billable via Telco.

#### Error Sign On Attempts **1002X**

A count is provided of the number of times an invalid password was issued with this customer's user ID.

Once the customer control data block **1002** for the customer to be signalled has been obtained from mass storage, host computer **104** determines whether the customer is currently signed on to an on-line session (decision block **938**). A host request is associated with each signalled request in the preferred embodiment. If the customer already has received the request that this signal is associated with, there is no need to signal. If the customer session is already active, host computer **104** writes the signal message to the host request file **10004** and clears the associated entry within the signal customer data block **1000**. The host request will be directed to the customer session via Begin Customer Session **916** block **1144** shown on FIG. **21C**.

FIG. **22C** schematically shows an exemplary format for the host request file **1004**. In the preferred embodiment, this

data resides on the On-line Service Computer **104** and is accessed by the Host Request Task **912** and the Customer On-line Session Task **916**.

The host request file **1004** contains the following information in the preferred embodiment:

#### User ID Field **1004A**

User ID of the customer associated with the task.

#### Start Date/Day & Time Field **1004B**

Data or day and time after which this task can be started.

#### Request Table Entry Field **1004C**

Identifies the task to be performed. New tasks can be added to the table as they become available. Tasks include "backup," "restore," "archive," etc. as shown in FIG. **22C**. Parameters **1004D**

These are the parameters to pass in response to prompts and the location and names of input and output used by the task.

#### Use Replica Flag **1004E**

This flag indicates that the request is to be performed by an On-line Service Customer Replica Computer (off-line request).

#### Notify Method Field **1004F**

Used to signal or notify the customer before (if customer computer is needed) and/or after processing the request.

If the customer session is not active ("no" exit to decision block **938**), then host computer **104** determines whether the "signal data await pending" flag **1000G** within the signal customer data block is on. This option is used to make sure that there are no other off-line (e.g., replica) requests pending. If the flag is on, then host **104** checks whether other pending requests are found that will issue a customer signal when complete (decision block **948**). If such other requests are pending, then the signal customer data block **1000** is re-queued (block **950**). This avoids unnecessarily duplicative signals to customer computers **50**.

Referring now to FIG. **19B**, once it is decided by host computer **104** that a particular customer computer **50** will be signalled, the host customer logs signal and time for billing (block **952**), allocates the modem **102** (block **954**), and sends a dialing pattern to the telephone number of the customer computer having the appropriate number of calls, rings per call, and wait intervals between rings based upon the stored calling pattern within the customer control data block field **1002H** (block **956**). Host computer **104** next determines whether the customer answered (decision block **958**). If not, host computer logs an error and gives up (block **960**). If the host computer **104** detects that the customer computer **50** did answer, the host computer tests whether the customer computer answered on the appropriate ring of the final call (decision block **962**). If the host computer **104** expected the customer computer **50** to answer on the fifth ring and it instead answered on the second ring, for example, host computer **104** will log an error and hang up (block **964**). Errors within about one ring are ignored by the host computer because it is not possible to detect which ring an answering technique goes off hook on with closer than an accuracy of about  $\pm 1$  ring. This testing to ensure that the customer computer **50** picks up on the correct ring provides added authentication and security, since it allows the host computer **104** to have some assurance that it has contacted the appropriate customer computer **50**.

If the signal customer data block **1000** specifies an access code in field **1000D** (as tested for by decision block **966**), then host computer **104** sends the appropriate access code (block **968**), after the access code is sent (or if no access code is required), host computer **104** hangs up the modem **102** (block **970**), and then may set a "sign-on allowed" flag

(block 972) within customer control data dialback field 1002R (see FIG. 22B). In the preferred embodiment, when a signal is successfully sent, the customer computer 50 can access the system directly. When the dialback option is configured, a customer cannot access the system unless the system successfully sends a signal to the customer computer. This signal is sent when the customer first accesses the system, or if time triggered signal data is processed based upon a host or replica request. Host computer 104 then logs a "signal successful" message for billing and security purposes (block 974), and clears the signal data block 1000 associated with that particular signal.

FIGS. 20A–20B together are a flowchart of exemplary program control steps performed by host computer 104 as part of the "host request" task 912. The purpose of the "host request" task 912 is to see whether there are any host requests. In the preferred embodiment, these host requests are performed, not by host computer 104, but either by replica computer 160 or by customer computer 50. In the preferred embodiment, host computer 104 keeps track of the host requests, and allocates them to either the customer computer 50 (e.g., by writing to the signal customer data block 1000 in order to schedule a signal to the customer computer 50), or by writing to a replica request block 1006 (see FIG. 22D) in order to control the replica computer 160 to perform the request.

Referring to FIG. 20A, host computer 104 reads the next host request from the host request file 1004 shown in FIG. 22C (block 978). If the conditions specified by the "start date/day and time" field 1004B of the host request file 1004 record are met (decision block 980), then host computer 104 reads the customer control data block 1002 associated with the particular customer computer to whom the request pertains (block 982). Host computer 104 then determines whether the customer computer 50 is currently logged on (decision block 984). In the preferred embodiment, the customer's on-line session task also reads host request data. Thus, if the customer is in an on-line session, the request will be managed by the on-line session rather than by the host request task 912.

Assuming that the host request task 912 is going to perform the request, host computer 104 determines whether an on-line session is necessary to satisfy the request (decision block 986). Some requests (e.g., requests for pure processing) can be satisfied without the associated customer computer 50 being logged on. Most other requests, however, require some input from or output to the customer computer 50 via a live, real-time on-line session. If an on-line session is required to perform a host request, signal data is written to a signal customer data block 1000, and the host request is re-queued until the customer computer begins an on-line service session (blocks 988, 990, 992).

Referring to FIG. 20B, decision block 994 determines whether the request can be performed by an off-line replica. If the host request does not need to signal the customer computer 50 and it is not a replica request, then it will be performed when the customer establishes an on-line service session and control thus returns back to the beginning of the host request task ("no" exit to decision block 994). On the other hand, if the request can be performed by an off-line replica computer ("yes" to decision block 994), and assuming that replica computer 160 is available to perform off-line tasks, the host computer 104 moves the host request file entry to a replica request 1006 entry so as to schedule the replica request (see FIG. 22D) (block 996, 997). In particular, the host computer 104 at this point writes a replica request data block 1006 of the form shown in FIG. 22D including the following information.

User ID Field 1006A

User ID of the customer associated with the task.

Date/Time Submitted Field 1006B

When the Replica request was issued.

5 Date/Time to Start Field 1006C

Date or day and time after which the Replica task can start.

Estimated Completion Time Field 1006D

How much time the task should take to complete.

10 Request Type 1006E

Identifies the task to be performed. New tasks can be added to the table as they become available. Tasks currently include backup, restore, archive, etc.

Request Parameters 1006E

15 These are the parameters to pass in response to prompts and the location and names of input and output used by the task.

Processor Type Flag 1006F

Identifies the type processor needed for the request.

20 Input Device/File List 1006G

Identifies the input required to perform this task.

Output Device/File List 1006H

Identifies the output required to perform this task.

Notify Method Field 1006I

25 Used to signal or notify the customer before (if customer computer is needed) and/or after processing the request.

The host then logs request and end time for billing purposes (block 998), and clears the host request block 1004 (block 999, FIG. 20B).

30 FIGS. 21A–21E together are a flowchart of exemplary program control steps performed by host computer 104 in order to begin an on-line session with a customer computer 50. Referring to FIG. 21A, host computer 104 validates user ID and password provided by the logged-on customer computer 50 (block 1102) and logs the sign-on information for billing and security purposes (block 1104). Host computer 104 then accesses the basic information associated with the customer computer 50 from the customer control data block 1002 associated with the user ID/password (block 1106).

40 Host computer 104 checks within the customer control data block 1002 to determine whether the dialback option 1002R requires the host computer 104 to signal the customer computer 50 before allowing process requests (block 1108). If dialback is required, then host computer 104 checks the "sign-on allowed" flag of record 1002R to determine whether the "signal customer" task block 972 (FIG. 19B) set this flag properly to allow the customer computer 50 to call in. If the flag is not set, then the host computer 104 treats the call-in from the customer computer 50 as a request for the host computer to contact it, and writes a signal customer data block 1000 to that effect (block 1112). Host computer 104 then logs sign-off information for billing and security (block 1114), signs off the customer computer (block 1116), and disconnects (block 1118). Subsequently, as described previously in connection with the "signal customer" task of FIGS. 19A–19B, the host computer will contact the customer computer 50 in a more secure way. At this point, the host computer 104 refuses the customer computer contact because user ID and password security is deemed insufficient in the preferred embodiment to provide adequate security for the data being transferred via the on-line service.

55 Referring to FIG. 21B, assuming that the customer computer 50 is permitted to access at this time, host computer 104 determines whether the customer computer 50 is going to be accessing the replica computer 160 (decision block 1120). If it is, then a replica server session flag (field 607 on FIG. 16A, also stored on FIG. 22B field 1002 and FIG. 1500

field **1500A**) (decision block **1122**) is set, and host computer **104** allocates a virtual disk and causes the replica computer **160** to execute anti-viral software (block **1124**).

Host computer **104** next queries its communications controller **112** to determine whether the customer computer is calling in on a special charge telephone number (e.g., a 900 number) (decision block **1126**). If it is, host computer **104** displays a message specifying the service charges and prompts for acceptance within a specified time (block **1128**). This gives the customer the opportunity to exit before phone charges begin. Basic charge amounts are also displayed. If the customer does not accept within a specified time (decision block **1130**), host computer logs sign-off information for billing and security (block **1132**), signs off the customer computer **50** (block **1134**), and disconnects (block **1136**). If the customer does accept, then host computer **104** sets a Telco billing access flag **1002W** within the customer control data block **1002** to indicate that billing is being handled by the telephone company instead of by the host computer **104** (block **1138**).

Referring now to FIG. **21C**, host computer **104** attaches to customer computer **50**, a virtual disk containing anti-viral software and forces the customer computer to execute the anti-viral code (blocks **1140**, **1142**). Host computer **104** then reads the host request file **1004** to see if there are any host requests outstanding for the particular customer (block **1144**). If there are requests (“yes” exit to decision block **1146**), host computer logs the request in time for billing (block **1148**), and then logs information about pending requests until the requests are completed (block **1150**). Host computer **104** then determines whether the request is for an off-line replica processing (block **1152**). If it is not, then the host computer begins processing the request during the on-line session (block **1154**), and, once it is completed, clears the host request (block **1156**). If, on the other hand, the request is for an off-line replica computer **160** (“yes” exit to decision block **1152**), host computer **104** prompts the user for associated parameters and copies the customer based data to a virtual device available to the replica computer **160** (blocks **1158**, **1160**). Host computer **104** then logs the request and end time for billing purposes (block **1162**), and clears the host request (block **1164**).

Referring now to FIG. **21D**, assuming that things are going to proceed in an on-line session, host computer **104** displays request options to the customer computer **50** (block **1166**). This allows the customer to select request options after or between host requests in the preferred embodiment. If the customer or a host request at any time issues a sign-off request (decision block **1168**), host computer **104** logs the sign-off information for billing and security (block **1170**), signs off the customer computer (block **1172**) and disconnects (block **1174**).

If the customer computer **50** or replica computer **60** issues a request (block **1176**), host computer **104** logs the billing and pending table with request and begin time (block **1178**). Host computer **104** then checks whether the request is for an off-line replica computer (block **1180**). If it is not, then the host computer performs the request during the on-line session (block **1182**). If the request is for an off-line replica, on the other hand (“yes” exit to decision block **1180**), host computer **104** prompts for parameters and copies the customer based information to a virtual device for attachment to the replica computer (blocks **1184**, **1186**), and then logs the request and end time for billing (block **1188**).

FIG. **21E** is a flowchart of exemplary program control steps performed by block **1154** of FIG. **21C** and block **1182** of FIG. **21D** in order to process an on-line request, and block

**1488** of FIG. **21F** in order to process an off-line request. Host computer **104** first determines the authority of the host command to access restricted system objects (block **1190**). In the preferred embodiment, customers are restricted from most system areas. The command used to perform a customer’s request allows access to only the necessary areas of host computer **104**. The host computer adopts the user authority to access customer objects (block **1192**), and then determines the source and destination of the customer and host based data and software (block **1194**). Host computer **104** then attaches whatever virtual devices (e.g., disks, printers, etc.) are needed for data and software (block **1196**), and executes the requested task in the customer computer **50**, replica computer **160** or host processor **106**. Where the task is executed is based on the processor flag within the request, and is determined by the type of software to be executed (e.g., mini-computer or micro-computer) as well as other factors. In this context, the host command is capable of issuing a router command to execute the program in the customer’s computer **50** when necessary. In the case of replica server sessions host commands routed to the workstation are first directed to the replica computer and replica server routing causes execution to occur in either the replica or customer computer (with or without command line translation) based on the processor flag in the customer control data. Blocks **1190–1198** are performed repeatedly until all commands have been executed (decision block **1200**; a “command” may actually consist of many commands or a sequence of commands). Once the request has been completed (“yes” exit to decision block **1200**), host computer **104** detaches the virtual devices that were attached at block **1196** (block **1202**), and sends a completion message to the controlling session (block **1204**). Host computer **104** then clears customer control data pending request table entry **1002N** (see FIG. **22B**), logs the customer control data completion message table entry **1002O** (see FIG. **22B**), and logs request and ending time for billing purposes (blocks **1206**, **1208**, **1210**).

In the preferred embodiment, “Begin Customer Session” block **916** in FIG. **21A** refers to a high level workstation program (preferably written in RPG400 or COBOL) invoked by a CL program configured as the sign-on program in the AS400 user profile for each customer. The on-line session ends upon completion of this program. This program validates customer command input and menu options and calls CL programs to satisfy varying customer requests. Similarly, “Begin Off-line Replica Session” in FIG. **21F** refers to a high level workstation program invoked by a CL program configured as the sign-on program in the AS400 user profile for each Off-line Replica User ID. This CL sign-on program also retrieves the device ID for the device invoking sign-on and validates this device ID as representing one of the Off-line Replica computers physically attached to the AS400.

In the preferred embodiment, when each CL command is created, it is already known what programs should run on the host computer and what programs should run on the attached personal computer in block **1198**. What may not be known is whether to execute in the customer or replica processor if PC execution is requested during an on-line replica server session. It may be determined that a program should only run in the on-line replica computer (a rental or demo program for instance). In this case, block **1198** executes a control program loaded from read-only host virtual disk to set the replica processor flag to cause execution of personal computer commands in the replica processor. In other cases, the existing processor flag value on the replica computer will determine where personal computer execution will take place.

Further describing FIG. 21E, since this process is itself an AS400 CL command, execution in block 1198 to satisfy the request is performed by another CL command if the request requires host processing. If the request is for off-line processing within the off-line replica computer processor, a CL command is used in block 1198 to cause execution in the replica personal computer processor. In this case, the CL command executed in block 1198 includes the PC command name and parameters as part of the parameter list of said CL command. If a customer is directly attached to the host computer for an on-line session, customer computer execution is performed as just described for the off-line replica computer. Customer computer execution during an on-line replica server session is performed similarly in that the host CL command for PC execution causes the command to be directed to the replica processor except the replica server router program may route the command to the customer processor (if the replica computer processor flag is set to customer).

Some CL commands issued in block 1198 by the program described by FIG. 21E may issue PC execution commands to run a program to change the processor flag on the replica or customer computer when execution in a specific processor is required. The FIG. 21E commands can interrogate the customers on-line replica server flag to determine whether such a program needs to execute. The processor flag only needs to be changed during on-line replica server sessions because the flag is used to determine customer or replica execution during an on-line replica server session only. It should also be noted that one of the "Request Options" identified in FIG. 22H is for Customer or Replica Computer Command Prompt, block 10120. If this request option is selected, block 1198 executes a host CL command to cause PC execution of COMMAND.COM in the personal computer processor. This causes a secondary command processor to be loaded in the personal computer to allow personal computer command input during the host session without the appearance of a host session. Similarly, the customer may select a command option to run a personal computer program which has an option to invoke the personal computer command processor (or secondary command processor) to execute personal computer commands without the appearance of host interaction.

From the personal computer command prompt provided by the secondary command processor, the customer can change between virtual drives, run the personal computer program supplied by IBM to Attach/Detach AS400 Virtual Drives, and run various programs in the personal computer processor (customer or replica processor based on processor flag associated with local command during on-line replica server session). The secondary command processor execution is ended with control returned to caller when the command "EXIT" is received.

During execution from a secondary command processor as described, host system security and the host, replica and customer router security programs are used to log and validate requests. When the customer runs the virtual disk program used to allocate and de-allocate host based virtual disks, AS400 object security validates the user and/or command authority to allocate the virtual disk.

The command authority refers to the option during command creation that allows the command to adopt the authority of the commands owner during execution. The user profile of the owner of the command may be set up to have authority to host commands that the customer does not have on her own. The command authority is the authority of the secondary command processor call from FIG. 21E block

1198 (which typically would not provide authority to most system virtual disks). In the case of virtual disks used for system functions or owned by another customer, the allocation would be denied based on lack of user resource authority. In the case of virtual disks used to supply rental and purchase programs and info to customers, the allocation may be denied if it is determined the allocation should be limited to selection by menu or command option requested by the workstation programs described in FIGS. 21A and 21E (calling a CL command, FIG. 21E, with command authority (adopted from the owner of the command) to cause the allocation to be performed during execution within block 1198). In this situation, the customer would need to select the device allocation by host menu or command option (as previously described) before selecting the option to invoke a secondary command processor. In the case of public virtual disks or virtual disks with customer access authority, the allocation will be permitted for the authority requested (read/write) if host security allows for the user profile.

In the preferred embodiment, host security validates all device allocation requests and read/write requests based on the user profile and command authority. The Host, Replica, and Customer Security programs described in FIGS. 15, 18, and 24K are provided to validate and log PC execution and virtual device access. The customer and replica security programs further provide the ability to detect and deny unauthorized disk or RAM copy requests of secured on-line service data and programs. The host security program is called by the host router program as a user exit program. Similarly, the customer and replica security programs are called by their respective router server programs to validate all requests and activity.

FIG. 21F is a flowchart of exemplary program control steps performed by the host computer 104 to manage an off-line replica session. The replica computer 160 first provides a user ID and associated password to establish authority to manipulate special customer objects (e.g., route virtual devices, etc.) (block 1480, 1482). The host computer 104 limits the authority of the replica computer 160 based on this user ID. The off-line replica computer then reads the replica request file associated with it (see FIG. 25B), reads associated customer control data block 1002, and then redirects interrupts to manage automated keystrokes based upon a customer stored script (blocks 1484-1486). Various methods are available and well known for providing automated input for tasks. Basically, certain conditions and values such as data in the video buffer is identified after which data is moved into the keyboard buffer in response (including carriage return and other control characters). This leaves the impression of an interactive session with the customer. The replica computer then logs the request in time for billing purposes (block 1487), and begins processing the request (block 1488) by executing appropriate software. Once the request is completed, the replica computer 160 writes a "completion message" to the host request file (block 1489), and routes data if necessary to a different customer using route data replica request (block 1491). Block 1491 asks if the request includes routing results to another customer. If so, host computer 104 writes a "route data" replica request and signal data request for the different customer to receive these results to the replica request data file (block 1493); and finally, writes a signal customer data for the "route data" destination user (block 1495).

A significant difference between the on-line workstation programs represented by FIGS. 21A and 21F is that FIG. 21A (on-line replica computer 160) receives all command and menu option input either interactively by the customer

or by requests read from the Host Request file, whereas the workstation program represented by FIG. 21F (off-line replica computer) receives all command and menu option input from requests read from the Replica Request file (off-line requests). The workstation program in FIG. 21F also issues PC execution commands within the off-line replica to reconfigure interrupts to satisfy input requests with script data provided by the Off-line Replica Request. This redirection involves chaining interrupt handlers used to test for various conditions (video buffer content, timeout, etc.) and provide input based on a match test. Common between the workstation programs described in FIGS. 21A and 21F is that both satisfy on-line service requests (some of which are described in FIG. 22H "Request Options") by calling CL programs generically described by FIG. 21F "Begin Process Request" block 1488. Each of the request options are satisfied by a separate CL program following the general functionality of FIG. 21E. That is to say, the CL commands are created with the authority of the owner of the command to access resources the customer may not have under her own user profile. The CL command adopts customer or replica user ID authorities to access customer objects. Virtual devices are allocated to satisfy the request. Execution is performed in the appropriate processor. Virtual devices are attached and the command is logged.

#### DETAILED FLOWCHARTS OF EXEMPLARY ON-LINE REPLICA COMPUTER TASKS AND DATA STRUCTURES

FIG. 23 is a flowchart of exemplary program control steps performed by replica computer 160 acting as an on-line replica computer in the preferred embodiment. When first activated, replica computer 160 loads the appropriate virtual device drivers for access to host computer 104 and also loads appropriate communications software for access to the host computer (block 1300). Replica computer then loads communications software for accessing customer computers 50 via data link 150 (block 1302). Replica computer 160 then sets its modem 162, and waits for a customer connection (block 1304). When a customer access request comes in over the data link 150 and modem 162 (decision block 1306), replica computer 160 begins a replica server process (block 1308). Replica computer 160 then directs the host sign-on display to the customer computer 50, and passes user ID and password to the host computer (block 1310), and then issues local and/or remote commands and responds to prompts (block 1311). The replica computer 160 maintains the on-line session with customer computer 50 until the session is complete (as tested for by decision block 1312), at which time it disconnects and reloads all of its software ("yes" exit to decision block 1312). The customer replica computers are one and same. System 100 needs to reload/IPL because it is not possible to know what the prior customer did. Also session completer refers to (block 1312) replica sign-off to host. The customer may sign-off the replica first, allowing commands to continue in the replica. Then the replica session ends—signing-off the host. The functions performed by steps 1314–1474 of FIGS. 24A–24J are basically the mirror images of similar steps performed by customer computer 50 as shown in FIGS. 14A–14H. FIG. 24D shows the steps performed by the replica computer 160 in conjunction/cooperation with customer computer 50 performing the steps shown in FIG. 14D, FIG. 24E shows the steps performed by replica computer 160 to terminate an on-line session with the customer computer 50 (see also Box 1388–1394 shown in FIG. 24F). The steps shown in FIG. 24G are performed by replica computer 160 in cooperation with customer computer 50 performing the steps shown in

FIG. 14E. In this routine, block 1398 tests the commands to the replica computer 160. A host "PC Execution" command is considered a local command in this context, and are therefore routed to the customer computer 50 by the FIG. 24G routine in the same way that a local replica command is routed to the customer computer. Similarly, the steps shown in FIG. 24H are performed by replica computer 160 in cooperation with customer computer 50 performing the steps shown in FIG. 14F. Likewise, FIG. 24I shows the steps performed by replica computer 160 in cooperation with customer computer 50 performing the steps shown in FIG. 14G and FIG. 24J shows the steps performed by the replica computer when the customer computer is performing the steps shown in FIG. 14H.

FIG. 24K is a flowchart of the security routine performed by the on-line replica computer 160 to perform security checks. Its operation is similar to the customer computer security checks shown in FIG. 15.

FIGS. 25A and 25B show data structure maintained by replica computer 160 in order to manage its operation. In FIG. 25A, block 1500A represents an image of the customer on-line service control data block 501 of FIG. 16A. In the preferred embodiment, most data structures (excluding block 649A, 649B, 649D, 649E) in this control data block 501 are obtained from customer computer 50 by on-line replica computer 160 during initial message exchanges between the two computers (see FIG. 14A). Block 1500B of FIG. 25A represents the processing control table (see FIG. 16B), which replica computer 160 obtains from host virtual disk or replica local storage. FIG. 25A block 1500C represents the redirected drive control table for replica computer 160. This replica redirected drive control table has the same format as the customer redirected drive control table (see FIG. 16C), although it may have different contents pertaining to the replica computer 160. The replica computer 160 and the customer computer 50 each build their respective redirected drive control tables based on information they receive from the other computer (see FIGS. 14B, 14C).

#### DETAILED FLOWCHART OF EXEMPLARY OFF-LINE REPLICA COMPUTER TASKS AND DATA STRUCTURES

FIG. 26 is a flowchart of exemplary program steps performed by replica computer 160 when it is operating as an off-line replica computer. The steps shown in FIG. 26 are similar to those shown in FIG. 13 used to Begin Host Session except that commands at the replica computer are received from a replica request file provided by the host. As shown in FIG. 26, the off-line replica computer 160 loads virtual device drivers for host access in a manner that is similar to the customer's computer 50 (1476). Off-line replica computer 160 similarly establishes a link to host computer 104 (1478), and signs on using a user ID that limits access to replica processes (blocks 1479A). The sign on program executed by host computer 104 for the off-line replica computer 160 is different from the sign on program used by customer computers 50. This is because user interaction is not allowed for the replica computer. The sign on program simply loops on reading replica data and performs the specified tasks.

#### XII. ON-LINE SERVICE SIGN UP PROCESS

FIG. 27 is a flowchart of exemplary program control steps performed by replica computer 160 (or even a stand-alone personal computer connected to a modem in a dial up telephone line) in order to sign up new users of on-line service system 100. The "sign up" process in a preferred embodiment rapidly grants new users access rights so that they can immediately begin using the on-line system 100.



Referring to FIG. 27, a new customer runs standard communications software on his personal computer to access the sign on computer, which also runs standard communications software (block 2002). The customer uses his computer 50 and modem 80 to dial a special charge telephone number to access the on-line service sign up computer system (block 2004). For example, this special charge telephone number may be a "700" or "900" area code, a "915" or "976" exchange telephone number, or other similar numbers that are reserved by the telephone company and set aside for automatic charging of goods and services. Via this special telephone number, an on-line connection is established between the new customer and the on-line service sign up computer (block 2006). The on-line service computer then sends a message to the new perspective customer computer stating sign up charge amount and time left to hang up before the charge will be incurred (block 2008). Basically, the perspective customer is told to hang up within a time period or he will be charged for on-line service sign up. If the specified amount of time is exceeded and the customer has not yet hung up (block 2010), the telephone company will automatically charge the new customer a given flat fee specified by the information provided that runs the on-line service system 100. At this point, the new customer is queried for various customer computer configuration and service option information so that the on-line service sign up computer can begin to build portions of a customer control data block 1002 of the type shown in FIG. 22B. The sign up computer system then assigns a user ID and password to the new customer (block 2014), and completes the customer control data 1002 and on-line service control data 501 (FIG. 16A) based upon the information it has supplied (block 2016). The on-line service software and data are then downloaded automatically to the customer's computer via modem using conventional data packet transmission techniques (block 2018). This on-line service software, as described above, permits the customer computer 50 to access the on-line service system 100. The sign up computer system then sends the user ID and password to the customer computer (block 2020), and the computer disconnects (block 2022). Finally, the sign up computer system uploads the customer control block 1002 to the host computer 104 (e.g., this uploading may be in a batch mode) so that the host computer recognizes the new customer.

### XIII. BILLING

The on-line service described in the preferred embodiment is designed to capture and provide billing in a number of ways:

- (a) In the case of remote access with a Telco special charge phone number, access can be provided by a per minute charge associated with the phone number used to access the system. This arrangement involves an agreement between the Telco provider and the On-line Service to charge a fixed rate by minute for access by this telephone number. The host system continues to capture and log time and access charges for services and optionally this information can be provided to the Telco to assess a customers charge for special charge pay telephone number. In any event, the customer bill appears on the customers telephone bill in the event of special charge Telco access.
- (b) Customers can be charged a flat fee for monthly usage on the system. A one time subscription fee may also be charged to initially set up the customer on the system. A flat fee could be based on the type and amount of storage and access desired. For instance the monthly charge may be less for a customer desiring access to

virtual disks owned by the customer than for another customer subscribing to Release Update Services, or to another customer paying a monthly charge for rental access to a certain program or information file.

- (c) Customers can also be charged a per use fee based on the amount of time and/or the amount of virtual disk storage read or written on behalf of the client. In this case the customer may be notified before said access of the impending fees to be assessed if the request option is continued.

Billing information is captured in several ways in the preferred embodiment. Upon each sign-on and sign-off, the user ID and date & time are written for billing purposes, along with an identification of the type of activity, in this case, sign-on or sign-off. As each host based menu option or command (or Host Request, or Off-line Request) is performed on behalf of a customer, the user ID, start and ending time, request name and other pertinent billing information is logged as billing data (FIG. 22F). The actual charge for requests is defined in a separate charge file (FIG. 22G). Separate charges may be assessed if the request is performed during a regular customer link to the host, an On-line Replica Server Session, or an Off-line Replica processing request on behalf of a customer. Charges may be assessed by the minute, using a monthly base charge (optionally including a per minute charge), and by per use.

The Host Security program (specified as the Virtual Disk Router User Exit program), the Replica Security program, and the customer computer program intercept all drive access requests and log billing data for storage used and commands (requests) issued during personal computer interaction (during secondary processor execution, for instance). The Customer Security program logs billing information when On-line Service personnel at an On-line Replica Server computer issue commands that run in the customer processor or access data stored on the customer computer on behalf of the customer as in training, troubleshooting or performing diagnostics for the customer. The Host Security program logs all billing data for access to host based virtual devices used by the customer or replica computer. In the case of Off-line replica computer processing, the User ID of the Replica processor is actually logged for billing. A monthly billing program is required to identify completed Off-line Requests logged as Billing data (host based menu and command requests log the User ID of the Customer as read from the Off-line Replica Request data, along with the Replica user ID) and collates command and storage usage charges assessed by the security programs into the Billing Data file by matching Off-line Request begin and ending times for the host based command or menu option (which may be a host command to invoke a secondary command processor if commands were logged for billing as well as storage charges by the security program) with command and storage usage charge data written by the security program during the Off-line Session. Each Off-line Replica Request has a start and ending time logged as billing data, therefore the (security program) logged Billing Data that falls within this start and end time and has the same replica user ID are assigned a user ID belonging to the customer that originally issued the Off-line Request. In any event, billing activity is captured during command begin and end, log-on and log-off, and during access to virtual disk data. This provides the necessary provisions to correctly bill a customer for all types of access on the on-line service.

In the preferred embodiment, host computer 104 maintains billing records in the form of a billing data log 1008 shown in FIG. 22F. This billing data block contains the following information useful for billing purposes:

User ID Field **1008A**  
 User ID of the customer associated with the task.

Date/Time Started Field **1008B**  
 When the request began.

Date/Time Completed Field **1008C**  
 When the request ended.

Request Field **1008D**  
 Identifies the request.

Request Successful Field **1008E**  
 Flag to indicate if the request completed successfully.

Customer/Host Replica Request Field **1008F**  
 Flag to indicate if the request originated as a host request or as a customer request.

Processor Type Field **1008G**  
 Indicates if request performed on host computer **104**, customer computer **50**, or replica computer **160**.

Telco Billing Flag Field **1008H**  
 Flag to indicate that this request was issued while the customer used a special charge pay Telco number such as a 900 area code phone number.

CPU Time, Storage Type and Usage Field **1008I**  
 Used to bill customer for storage charges.

Printer Type and Charges Field **1008J**  
 Used to bill customer for printer charges.

Charge Amount Field **1008K**  
 Amount charged to perform the request. An on-line session itself is a request and a charge amount is assessed for the requested session start and end time less the time performing specific requests during the on-line session.

In the preferred embodiment, host computer also maintains a Charge Table **1010** shown in FIG. **22G** that stores the following:

Request Field **1010A**  
 Identifies the request.

Customer/Host/Replica Request Field **1010B**  
 Flag to provide a separate charge for host request, customer request and replica request.

Replica On-line/Off-line Request Field **1010C**  
 Flag to provide a separate charge for requests performed by an On-line Replica computer or Off-line Replica Computer.

Processor Type Flag **1010D**  
 Which processor(s) actually performed the request.

Time of Day Range Field **1010E**  
 Used to provide different rates during times in a given day.

Date Range Field **1010F**  
 Used to provide different rates during certain periods (i.e., weekend rates).

Holiday Field **1010G**  
 Used to provide different rates during certain days.

Charge Amount per Minute Field **1010H**  
 This is the charge amount for time based services.

Monthly Base Charge Field **1010I**  
 This is the charge amount for fixed charge services.

Per use Charge Field **1010J**  
 This is the charge amount for per usage charge services.

Storage Charge Table **1010K**  
 Table of charges by storage type and quantity.

While the invention has been described in connection with what is presently considered to be the most practical and preferred embodiments, it is to be understood that the invention is not to be limited to the disclosed embodiments, but on the contrary, is intended to cover various modifications and equivalent arrangements included within the spirit and scope of the appended claims.

What is claimed is:

1. A method of providing an offsite backup, restore and/or archiving data storage service to customers over the Internet

by making backup and/or archival data storage provided by an online service provider available and accessible to the customers' computing devices via an Internet connection for use in backing up, archiving and/or restoring data from and/or to data storage local to or disposed within said customers' computing devices, the method comprising the following steps:

- (a) establishing a customer relationship between a customer having a computing device and an online service provider providing an offsite data storage service accessible over the Internet for backup, restore and/or archiving, said online service provider registering a customer identifier based at least in part on a communication between said online service provider and said customer;
- (b) establishing an Internet link between the customer's computing device and the online service provider;
- (c) validating the customer's authority to access the data storage service provided by the online service provider;
- (d) making available, to the customer's computing device via the Internet link, at least some data stored in the online service provider's storage;
- (e) conditionally authorizing and/or restricting access by the customer's computing device to the data stored in the online service provider storage;
- (f) receiving data sent by the customer's computing device over the Internet link, and storing, for backup, restore and/or archival purposes, said data offsite in said service provider data storage;
- (g) logging at least one of (a) the customer's access to the online service and (b) the customer's use of the online service provider data storage; and
- (h) generating billing information based on at least one of (i) the relationship established in step (a), and (ii) the logging step (g).

2. The method of claim 1 further including downloading software from the online service provider to the customer's computing device for, in use, providing offsite storage service.

3. The method of claim 2 further including periodically updating the software downloaded from the online service provider to the customer's computing device.

4. The method of claim 1 further including automatically periodically backing up customer computer device data to said service provider storage.

5. The method of claim 1 wherein step (a) includes the step of obtaining the customer's name, address, and at least one credit card number and storing said customer's name, address, and at least one credit card number at said online service provider.

6. The method of claim 1 wherein said service provider storage is established as a backup destination for the customer's computing device.

7. The method of claim 1 wherein said Internet connection is established by said customer's computing device via a dialup Internet connection.

8. The method of claim 1 wherein said Internet connection is established automatically without customer interaction.

9. The method of claim 1 further including accessing the online service provider based at least in part on configuration information specified by the customer.

10. The method of claim 1 wherein step (f) includes performing at least one of (i) an incremental backup, (ii) a full backup, and (iii) a backup based on a list of file names.

11. The method of claim 1 wherein step (f) includes performing a backup based on a list of file names, said file

61

names including location information used to restore said file names to their original locations.

12. The method of claim 1 further including compressing and encrypting data.

13. The method of claim 1 further including conditionally sending a message from the online service provider to the customer's computing device indicating at least one of (i) access is not allowed, and (ii) backup completed successfully.

14. The method of claim 1 further including encrypting customer identify and credit card data and providing the encrypted data to the online service provider on the Internet.

15. The method of claim 1 wherein said logging step (g) includes tracking the quantity of service provider storage accessed by the customer's computing device.

16. The method of claim 1 wherein the customer identifier comprises a password and at least one of the steps (c) and (e) uses the password.

17. The method of claim 1 wherein said online service provider uses said registered customer identifier at least in part to validate the authority of said customer.

18. The method of claim 1 wherein step (h) comprises billing the customer based at least in part on events logged by logging step (g).

19. The method of claim 1 further including making available data encryption resources for use in securing access to the service provider data storage resources.

20. The method of claim 1 wherein step (e) includes permitting a first customer to access first customer data and preventing a second customer from accessing said first customer data.

21. The method of claim 1 further including a scheduler for initiating an offsite backup.

22. The method of claim 1 wherein said customer's computing device is signalled by said online service provide to perform an offsite backup.

23. The method of claim 1 wherein the online service provider sends a signal to the customer's computing device, said signal conditioning, at least in part, the initiation of an offsite backup.

24. The method of claim 1 wherein said online service provider sends a message to said customer's computing device, said message being used to, at least in part, trigger an offsite backup to be performed.

25. The method of claim 1 wherein at least some of the data in step (d) and step (f) is stored in a PC file format.

26. The method of claim 25 wherein at least some of the data stored in a PC file format is accessed with the FTP protocol.

27. The method of claim 1 wherein at least some data made available in step (d) is accessed via Anonymous FTP.

28. The method of claim 1 wherein an offsite backup is triggered at least in part by a communication from the online service provider to the customer's computing device.

29. The method of claim 1 wherein said online service provider further includes a customer service computer capable of accessing at least some resources of the customer's computing device while providing customer services.

30. The method of claim 1 wherein said Internet link uses TCP/IP protocol.

31. The method of claim 1 wherein said Internet link further comprises at least in part of a fiber optics link.

32. The method of claim 1 further including encrypting data.

33. The method of claim 1 wherein at least some of the data made available in step (d) includes data previously sent from said customer's computing device to said online service provider in step (f).

62

34. The method of claim 33 further including allowing said customer to retrieve said storage by file name.

35. The method of claim 1 wherein at least one of step (d) and step (f) include checking the storage for computer viruses.

36. The method of claim 35 further including checking the customer's computing device for computer viruses.

37. The method of claim 1 wherein said billing information generated in step (h) includes a monthly fee charged to said customer.

38. The method of claim 37 wherein said billing information generated in step (h) further includes a fee charged to said customer based at least in part on the amount of storage used to store data received from the customer's computing device in step (f).

39. The method of claim 1 wherein step (h) includes generating charges for the customer based at least in part on a storage quantity used, and the method further includes charging the customer's credit card for the payment of said charges.

40. The method of claim 39 wherein at least one of steps (c) and (e) includes denying said customer from at least some access to service provider storage based at least in part on validating said credit card payment.

41. The method of claim 1 further including using the customer's credit card for payment of billing information generated in step (h).

42. The method of claim 41 further including denying said customer from at least some access to service provider storage based at least in part on validating said credit card payment.

43. The method of claim 1 wherein said step (f) comprises copying at least a portion of a mass storage device associated with the customer's computing device to the service provider storage.

44. The method of claim 43 wherein the copying step comprises backing up the mass storage device.

45. The method of claim 1 further including sending a message to said customer computing device indicating a charge amount is due.

46. The method of claim 45 further including accepting payment for said charge amount via a customer supplied credit card number.

47. The method of claim 46 further including validating said customer supplied credit card for the charge amount accepted for payment.

48. The method of claim 47 further including denying at least some access based at least in part on said validation.

49. An online data storage system accessible by remote customers over the Internet for backing up, archiving and/or restoring data from and/or to data storage local to or disposed within said customers' computing devices, an online service provider operating said online data storage system and establishing customer relationships with said customers, said online service provider registering customer identifiers based at least in part on communications between said online service provider and said customers, the online data storage system comprising:

a data storage arrangement including data storage capacity for backing up customer data;

communications equipment that establishes communications with customers' computing devices over the Internet, said communications equipment making said data storage capacity provided by the data storage arrangement available via the Internet for backing up, archiving and/or restoring data from and/or to data storage local to or disposed within said customers' computing devices;

**63**

a processor that (a) makes available, to the customers' computing devices via the Internet, at least some data stored in the data storage arrangement, (b) validates the customers' authority to access the online data storage system, (c) conditionally authorizes and/or restricts access by the customers' computing devices to the data stored in the data storage arrangement, (d) receives data sent by the customers' computing devices over the Internet based on at least one of (i) an incremental backup, (ii) a full backup, and (iii) a backup based on a list of file names, and (e) stores, for backup, restore

**64**

and/or archival purposes, said received data in said data storage arrangement;  
a logger that logs at least one of (a) the customers' access to the online system, and (b) the customer's use of the data storage arrangement; and  
a biller that generates billing information based on at least one of (i) the relationship established with the customers, and (ii) the logging performed by the logger.

\* \* \* \* \*