

EXHIBIT E

rotate adjustments
OPC settings
Advanced
Color temp
Black ...
3D-Y/C ...
Monochro
Film Mode
Sound adjust
Surround
Power Control
Digital Setup
Audio Set

reactivating the temper
VOLUME BLOCK

Document Properties

Description Security Fonts Advanced

Description

File: 2.pdf

Title: LC-37D6U | LC-32D6U | LC-26D6U Operation Manual

Author: Sharp Electronics

Subject: Operation Manual for the LC-37D4U | LC-32D6U | LC-26D6U AQUOS LC-TV

Keywords: LC37D6U, LC-32D6U, LC-26D6U, LC-37D6U, LC-32D6U, LC-26D6U, operation manual, manual, manuals, user guide, guide, instructions, help

Created: 8/8/05 5:33:12 AM

Modified: 10/21/05 12:35:27 PM

Application: PageMaker 6.5

Advanced

PDF Producer: Acrobat Distiller 4.05 for Macintosh

PDF Version: 1.6 (Acrobat 7.x)

Location: Macintosh HD:Users:jacksiegel:Dropbox:Sharp:

File Size: 2.74 MB (2,873,382 Bytes)

Page Size: 8.27 x 11.69 in Number of Pages: 61

Tagged PDF: No Fast Web View: Yes

Cancel OK

COPYRIGHT

- It is the intent of Sharp to provide this product to you without charge. However, the use of this product is subject to certain restrictions. Use of this product in any other limited view is prohibited. U. S. Patent Nos. 4,631,603; 4,577,216; 4,819,098; 4,907,093; 5,315,448; 6,381,...
- This product incorporates certain technologies that are the property of Sharp Corporation. All rights reserved. Use of this product in any other limited view is prohibited. U. S. Patent Nos. 4,631,603; 4,577,216; 4,819,098; 4,907,093; 5,315,448; 6,381,...

els
th
tro
...
val
...
l b
ati
...
s o
ar
anc
eng

prohibited. U. S. Patent Nos. 4,631,603; 4,577,216; 4,819,098; 4,907,093; 5,315,448; 6,381, ...
This digital television is capable of receiving analog, digital, and digital compressed...

SHARP®

LC-37D6U LC-32D6U LC-26D6U

LIQUID CRYSTAL TELEVISION
TÉLÉVISEUR ACL
TELEVISOR CON PANTALLA DE CRISTAL LÍQUIDO

OPERATION MANUAL
MODE D'EMPLOI
MANUAL DE OPERACIÓN

AQUOS



BBE
Mach3Bass
DIGITAL



DOLBY
DIGITAL

HDMI
HIGH-DEFINITION MULTIMEDIA INTERFACE

HDTV
HIGH DEFINITION TELEVISION

NOM 1245



ENGLISH

FRANÇAIS

ESPAÑOL

LC-37D6U LC-32D6U LC-26D6U

LIQUID CRYSTAL TELEVISION

ENGLISH

OPERATION MANUAL

- The illustrations and on-screen displays in this operation manual are for explanation purposes and may vary slightly from the actual operations.
- Menu items that are not selectable are grayed out.
- The examples used throughout this manual are based on the LC-32D6U model.





IMPORTANT:

To aid reporting in case of loss or theft, please record the TV's model and serial numbers in the space provided. The numbers are located at the rear of the TV.

Model No.:
Serial No.:

IMPORTANT INFORMATION

WARNING: TO REDUCE THE RISK OF FIRE OR ELECTRIC SHOCK, DO NOT EXPOSE THIS PRODUCT TO RAIN OR MOISTURE.

 <div data-bbox="355 1585 659 1697" style="border: 1px solid black; padding: 5px; text-align: center;"> <p>CAUTION</p> <p>RISK OF ELECTRIC SHOCK DO NOT OPEN</p> </div> 	 <p>The lightning flash with arrow-head symbol, within an equilateral triangle, is intended to alert the user to the presence of uninsulated "dangerous voltage" within the product's enclosure that may be of sufficient magnitude to constitute a risk of electric shock to persons.</p>
<p>CAUTION: TO REDUCE THE RISK OF ELECTRIC SHOCK, DO NOT REMOVE COVER (OR BACK). NO USER-SERVICEABLE PARTS INSIDE. REFER SERVICING TO QUALIFIED SERVICE PERSONNEL.</p>	 <p>The exclamation point within a triangle is intended to alert the user to the presence of important operating and maintenance (servicing) instructions in the literature accompanying the product.</p>

Contents

IMPORTANT INFORMATION	1	Using external equipment	29
DEAR SHARP CUSTOMER	3	Displaying an external equipment image	29
IMPORTANT SAFETY INSTRUCTIONS	3	Connecting a DVD player or a Digital TV STB (Air or Cable)	30
QUICK REFERENCE	6	Connecting a VCR, game console or camcorder	30
Contents	8	Using Digital Audio Output	30
COPYRIGHT AND LICENSE NOTICE	8	Connecting HDMI equipment	31
Supplied accessories	9	Displaying an image from HDMI equipment	31
Trademarks	9	Useful adjustment settings	32
Part names	10	Image position	32
TV (Front)	10	Moving the picture on the screen	32
TV (Rear)	11	Input Select	33
Remote control unit	12	Input Label	34
Preparation	13	Picture Flip	34
Using the remote control unit	13	AV MODE	35
Cautions regarding remote control unit ...	13	View mode for 4:3 Programs	35
Antennas	13	View mode for HD Programs	35
Watching TV	14	Digital Noise Reduction	36
Turning on the power	14	Audio Only	36
Turning off the power	14	Output Select	36
Initial setup	15	Quick Shoot	36
Changing channels-Air/Cable	16	Color System	37
Changing volume/sound	17	Sleep Timer	37
Setting MTS/SAP stereo mode	18	Program Title Display	37
Setting Digital broadcasting audio mode	18	Closed Captions and Digital Closed Captions	38
Connecting Digital Cable Module	19	Caption Setup	39
Basic adjustment settings	20	Secret number setting for parental control ...	40
Menu items	20	Parental control (setting V-CHIP level)	42
EZ setup	21	How to temporarily release the V-CHIP BLOCK	45
Channel Setup	21	Reactivating the temporarily released V-CHIP BLOCK	45
Antenna Setup – DIGITAL	22	Other viewing options	46
Standby Mode	24	Viewing a list of channels	46
Favorite channel setting	24	Viewing information of the program	46
Language setting	24	Freezing images	47
Picture adjustments	25	Presetting remote control function	47
OPC setting	25	Appendix	51
Advanced picture adjustments	26	Removing speakers	51
Color temperature	26	Removing the stand	52
Black	26	Setting the TV on the wall	52
3D-Y/C	26	Troubleshooting	53
Monochrome	26	Troubleshooting-Digital broadcasting	53
Film Mode (3:2 pull-down)	26	RS-232C port specifications	54
Sound adjustment	27	Specifications	56
Surround	27	Dimensional drawings	57
Power Control	28		
Digital Setup	28		
Audio Setup	28		

COPYRIGHT AND LICENSE NOTICE

- It is the intent of Sharp that this product be used in full compliance with the copyright laws of the United States and that prior permission be obtained from copyright owners whenever necessary.
- This product incorporates copyright protection technology that is protected by U.S. patents and other intellectual property rights. Use of this copyright protection technology must be authorized by Macrovision, and is intended for home and other limited viewing uses only unless otherwise authorized by Macrovision. Reverse engineering or disassembly is prohibited. U. S. Patent Nos. 4,631,603; 4,577,216; 4,819,098; 4,907,093; 5,315,448; 6,381,747; and 6,516,132.
- This digital television is capable of receiving analog basic, digital basic and digital premium cable television programming by direct connection to a cable system providing such programming. A security card provided by your cable operator is required to view encrypted digital programming. Certain advanced and interactive digital cable services such as video-on-demand, a cable operator's enhanced program guide and data-enhanced television services may require the use of a set-top box. For more information call your local cable operator.