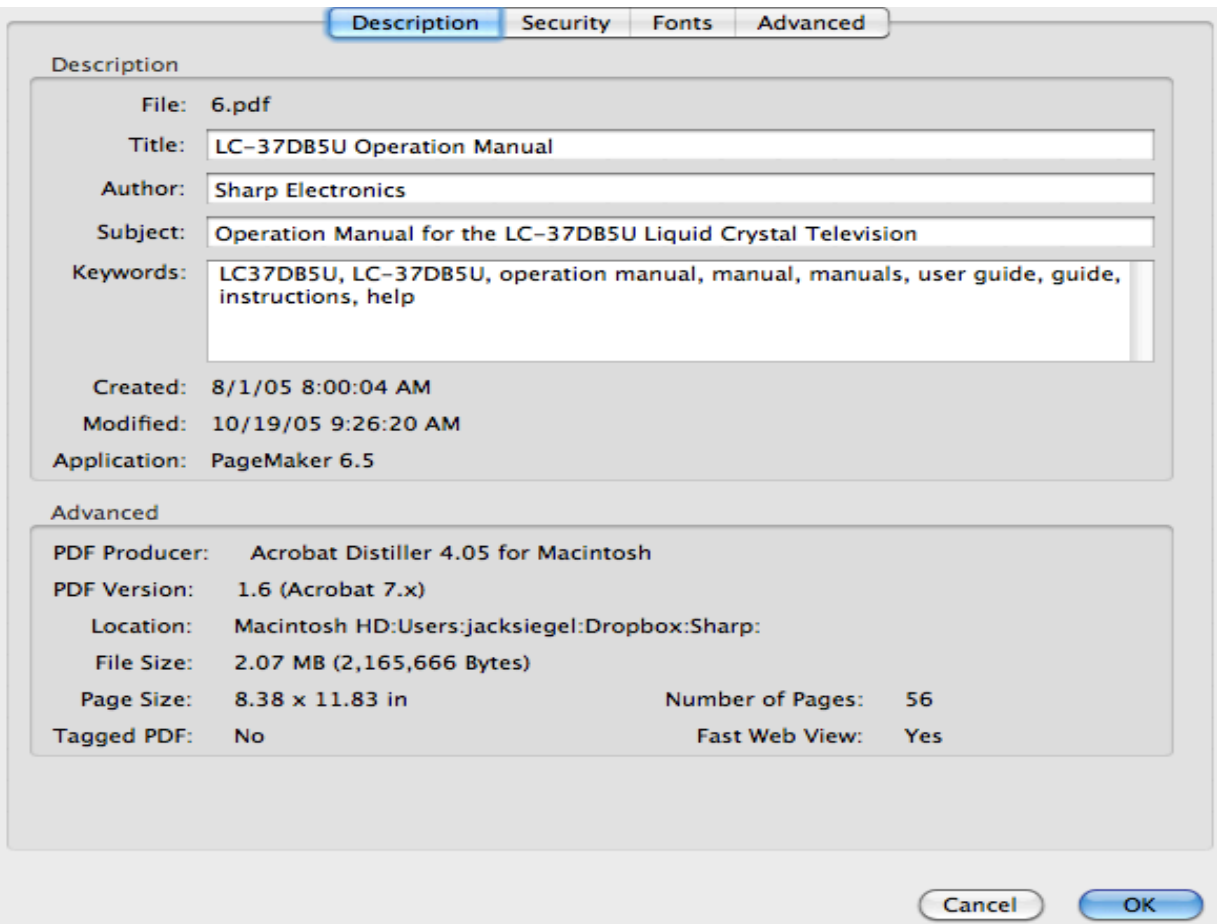


# EXHIBIT G



Shar  
be c  
orporates copyright protection technology that is protected by U.S. patents and oth  
is copyright protection technology must be authorized by Macrovision, and is ir  
wing uses only unless otherwise authorized by Macrovision. Reverse engineer  
Patent Nos. 4,631,603; 4,577,216; 4,819,098; 4,907,093; 5,315,448; 6,381,747; ;

# LC-37DB5U

## LIQUID CRYSTAL TELEVISION

### ENGLISH

### OPERATION MANUAL

- The illustrations and on-screen displays in this operation manual are for explanation purposes and may vary slightly from the actual operations.
- Menu items that are not selectable are grayed out.





**IMPORTANT:**

To aid reporting in case of loss or theft, please record the TV's model and serial numbers in the space provided. The numbers are located at the rear of the TV.

Model No.:
Serial No.:

## IMPORTANT INFORMATION

**WARNING: TO REDUCE THE RISK OF FIRE OR ELECTRIC SHOCK, DO NOT EXPOSE THIS PRODUCT TO RAIN OR MOISTURE.**

 <div data-bbox="359 1598 662 1712" style="border: 1px solid black; padding: 5px; text-align: center;"> <p><b>CAUTION</b></p> <p>RISK OF ELECTRIC SHOCK DO NOT OPEN</p> </div> 	 <p>The lightning flash with arrow-head symbol, within an equilateral triangle, is intended to alert the user to the presence of uninsulated "dangerous voltage" within the product's enclosure that may be of sufficient magnitude to constitute a risk of electric shock to persons.</p>
<p>CAUTION: TO REDUCE THE RISK OF ELECTRIC SHOCK, DO NOT REMOVE COVER (OR BACK). NO USER-SERVICEABLE PARTS INSIDE. REFER SERVICING TO QUALIFIED SERVICE PERSONNEL.</p>	 <p>The exclamation point within a triangle is intended to alert the user to the presence of important operating and maintenance (servicing) instructions in the literature accompanying the product.</p>

# Contents

<b>IMPORTANT INFORMATION</b> .....	<b>1</b>	<b>Using external equipment</b> .....	<b>27</b>
<b>Trademarks</b> .....	<b>2</b>	Displaying an external equipment image	27
<b>DEAR SHARP CUSTOMER</b> .....	<b>3</b>	Connecting a DVD player or Digital TV	
<b>IMPORTANT SAFETY INSTRUCTIONS</b> .....	<b>3</b>	STB (Air or Cable) .....	28
<b>QUICK REFERENCE</b> .....	<b>6</b>	Connecting a VCR, game console or	
<b>Contents</b> .....	<b>8</b>	camcorder .....	28
<b>COPYRIGHT AND LICENSE NOTICE</b> .....	<b>8</b>	Using Digital Audio Output .....	28
<b>Supplied accessories</b> .....	<b>9</b>	Connecting HDMI equipment .....	29
<b>Part names</b> .....	<b>10</b>	Displaying an image from HDMI	
TV (Front) .....	10	equipment .....	29
TV (Rear) .....	11	<b>Useful adjustment settings</b> .....	<b>30</b>
Remote control unit .....	12	Image position .....	30
<b>Preparation</b> .....	<b>13</b>	Moving the picture on the screen .....	30
Using the remote control unit .....	13	Input Select .....	31
Cautions regarding remote control unit ...	13	Input Label .....	32
Antennas .....	13	Picture flip .....	32
<b>Watching TV</b> .....	<b>14</b>	AV MODE .....	33
Turning on the power .....	14	View mode for 4:3 Programs .....	33
Turning off the power .....	14	Digital Noise Reduction .....	34
Initial setup .....	15	Audio Only .....	34
Simple button operations		Output Select .....	34
for changing channels .....	16	Quick Shoot .....	34
Simple button operations		Color System .....	35
for changing volume/sound .....	17	Program Title Display .....	35
Setting MTS/SAP stereo mode .....	18	Sleep Timer .....	35
Setting Digital broadcasting audio mode .....	18	Closed Captions and Digital	
<b>Basic adjustment settings</b> .....	<b>19</b>	Closed Captions .....	36
Menu items .....	19	Caption Setup .....	37
EZ Setup .....	20	Secret number setting for parental control ...	38
Channel Setup .....	20	Parental control (setting V-CHIP level) .....	40
Antenna Setup – DIGITAL .....	21	How to temporarily release	
Standby Mode .....	22	the V-CHIP BLOCK .....	43
Favorite channel setting .....	22	Reactivating the temporarily released	
Language setting .....	22	V-CHIP BLOCK .....	43
Picture adjustments .....	23	<b>Other viewing options</b> .....	<b>44</b>
OPC setting .....	23	Freezing images .....	44
Advanced picture adjustments .....	24	Presetting remote control function .....	44
Color temperature .....	24	<b>Appendix</b> .....	<b>48</b>
Black .....	24	Removing the stand .....	48
3D-Y/C .....	24	Setting the TV on the wall .....	48
Monochrome .....	24	Troubleshooting .....	49
Film Mode (3:2 pull-down) .....	24	Troubleshooting-Digital broadcasting .....	49
Sound adjustment .....	25	RS-232C port specifications .....	50
Surround .....	25	Specifications .....	52
Power Control .....	26	<b>Dimensional drawings</b> .....	<b>53</b>
Digital Setup .....	26		
Audio Setup .....	26		

## COPYRIGHT AND LICENSE NOTICE

- It is the intent of Sharp that this product be used in full compliance with the copyright laws of the United States and that prior permission be obtained from copyright owners whenever necessary.
- This product incorporates copyright protection technology that is protected by U.S. patents and other intellectual property rights. Use of this copyright protection technology must be authorized by Macrovision, and is intended for home and other limited viewing uses only unless otherwise authorized by Macrovision. Reverse engineering or disassembly is prohibited. [U. S. Patent Nos. 4,631,603; 4,577,216;](#) 4,819,098; 4,907,093; 5,315,448; 6,381,747; and 6,516,132.

# SHARP®

## LIMITED WARRANTY

### Consumer Electronics Products

## Congratulations on your purchase!

Sharp Electronics of Canada Ltd. (hereinafter called "Sharp") gives the following express warranty to the first consumer purchaser for this Sharp brand product, when shipped in its original container and sold or distributed in Canada by Sharp or by an Authorized Sharp Dealer:

Sharp warrants that this product is free, under normal use and maintenance, from any defects in material and workmanship. If any such defects should be found in this product within the applicable warranty period, Sharp shall, at its option, repair or replace the product as specified herein.

This warranty shall not apply to:

- (a) Any defects caused or repairs required as a result of abusive operation, negligence, accident, improper installation or inappropriate use as outlined in the owner's manual.
- (b) Any Sharp product tampered with, modified, adjusted or repaired by any party other than Sharp, Sharp's Authorized Service Centres or Sharp's Authorized Servicing Dealers.
- (c) Damage caused or repairs required as a result of the use with items not specified or approved by Sharp, including but not limited to head cleaning tapes and chemical cleaning agents.
- (d) Any replacement of accessories, glassware, consumable or peripheral items required through normal use of the product including but not limited to earphones, remote controls, AC adapters, batteries, temperature probe, stylus, trays, filters, belts, ribbons, cables and paper.
- (e) Any cosmetic damage to the surface or exterior that has been defaced or caused by normal wear and tear.
- (f) Any damage caused by external or environmental conditions, including but not limited to transmission line/power line voltage or liquid spillage.
- (g) Any product received without appropriate model, serial number and CSA/cUL markings.
- (h) Any products used for rental or commercial purposes.
- (i) Any installation, setup and/or programming charges.

Should this Sharp product fail to operate during the warranty period, warranty service may be obtained upon delivery of the Sharp product together with proof of purchase and a copy of this LIMITED WARRANTY statement to an Authorized Sharp Service Centre or an Authorized Sharp Servicing Dealer. In home warranty service may be provided at Sharp's discretion on any Sharp television with the screen size of 27" or larger and on any Sharp Over-the-Range Microwave Oven.

This warranty constitutes the entire express warranty granted by Sharp and no other dealer, service centre or their agent or employee is authorized to extend, enlarge or transfer this warranty on behalf of Sharp. To the extent the law permits, Sharp disclaims any and all liability for direct or indirect damages or losses or for any incidental, special or consequential damages or loss of profits resulting from a defect in material or workmanship relating to the product, including damages for the loss of time or use of this Sharp product or the loss of information. The purchaser will be responsible for any removal, reinstallation, transportation and insurance costs incurred. Correction of defects, in the manner and period of time described herein, constitute complete fulfillment of all obligations and responsibilities of Sharp to the purchaser with respect to the product and shall constitute full satisfaction of all claims, whether based on contract, negligence, strict liability or otherwise.

**WARRANTY PERIODS:**

	Parts & Labour (exceptions noted)
Audio Products	1 year
Camcorder	1 year
DVD Products	1 year
Projector	1 year (lamp 90 days)
LCD & Plasma Display TV	1 year
Microwave Oven	1 year (magnetron component-4 additional years)
Television Products	1 year (picture tube component-1 additional year)
VCR Products	1 year
Vacuum Cleaner	1 year

To obtain the name and address of the nearest Authorized Sharp Service Centre or Dealer, please contact:  
SHARP ELECTRONICS OF CANADA LTD. 335 Britannia Road East, Mississauga, Ontario L4Z 1W9

For more information on this Warranty, Sharp Extended Warranty Offers, Sharp Canada Products, Accessory Sales, Dealer or Service Locations, please call (905) 568-7140  
Visit our Web site: [www.sharp.ca](http://www.sharp.ca)

