



US007593910B1

Ex 2

(12) **United States Patent**  
**Owen et al.**

(10) **Patent No.:** **US 7,593,910 B1**  
(45) **Date of Patent:** **\*Sep. 22, 2009**

|      |  |               |         |                      |            |
|------|--|---------------|---------|----------------------|------------|
| (54) | <b>DECISION-MAKING SYSTEM, METHOD AND COMPUTER PROGRAM PRODUCT</b>   | 4,964,043 A   | 10/1990 | Galvin .....         | 364/401    |
|      |  | 4,972,318 A   | 11/1990 | Brown et al. ....    | 364/403    |
|      |  | 4,984,155 A   | 1/1991  | Geier et al. ....    | 364/401    |
| (75) | Inventors: <b>Daniel L. Owen</b> , Los Altos, CA (US);<br><b>Michael W. Kusnic</b> , Old Tappan, NJ (US)             | 5,251,144 A   | 10/1993 | Ramamurthi .....     | 364/474.19 |
|      |  | 5,361,199 A   | 11/1994 | Shoquist et al. .... | 364/401    |
|      |  | 5,470,342 A   | 11/1995 | Mann et al. ....     | 607/5      |
|      |  | 5,517,405 A * | 5/1996  | McAndrew et al. .... | 706/45     |
| (73) | Assignee: <b>Aloft Media, LLC</b> , Longview, TX (US)  | 5,570,291 A   | 10/1996 | Dudle et al. ....    | 364/468.01 |
|      |  | 5,592,375 A   | 1/1997  | Salmon et al. ....   | 395/207    |
| (*)  | Notice: Subject to any disclaimer, the term of this patent is extended or adjusted under 35 U.S.C. 154(b) by 0 days. | 5,664,115 A   | 9/1997  | Fraser .....         | 705/37     |
|      |  | 5,666,493 A   | 9/1997  | Wojcik et al. ....   | 705/26     |
|      |  | 5,710,887 A   | 1/1998  | Chelliah et al. .... | 395/226    |

(Continued)

This patent is subject to a terminal disclaimer.

FOREIGN PATENT DOCUMENTS

|      |                              |    |             |        |
|------|------------------------------|----|-------------|--------|
| (21) | Appl. No.: <b>11/768,836</b> | WO | WO 00/54178 | 9/2000 |
|      |                              | WO | WO 01/46884 | 6/2001 |
| (22) | Filed: <b>Jun. 26, 2007</b>  |    |             |        |

OTHER PUBLICATIONS

- Related U.S. Application Data**
- (63) Continuation of application No. 11/045,543, filed on Jan. 28, 2005, now Pat. No. 7,401,059, which is a continuation of application No. 09/708,154, filed on Nov. 7, 2000, now Pat. No. 6,876,991.
- (60) Provisional application No. 60/163,984, filed on Nov. 8, 1999.

Office Action Summary from U.S. Appl. No. 11/045,543 which was mailed on Aug. 27, 2007.  
Office Action Summary from U.S. Appl. No. 11/045,543 which was mailed on Nov. 27, 2007.  
Dr. Michael W. Kusnic, "Collaborative Decisionmaking Platform: Value Creation and Organizational Learning through Collaborative Decisionmaking," Strategic Decision Processes, inc.

(Continued)

Primary Examiner—Michael B Holmes

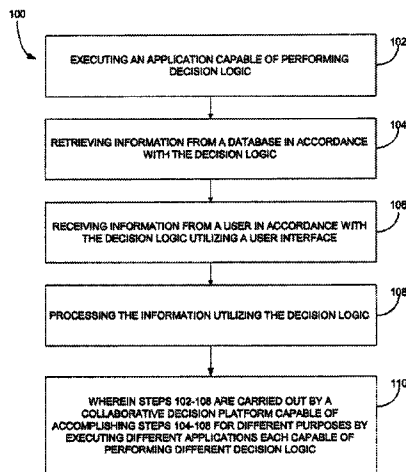
- (51) **Int. Cl.**  
**G06F 17/00** (2006.01)  
**G06N 5/02** (2006.01)
- (52) **U.S. Cl.** ..... **706/46**
- (58) **Field of Classification Search** ..... **706/46**  
See application file for complete search history.

(57) **ABSTRACT**

A system, method and computer program product are afforded for providing a collaborative decision platform adapted to run on a computer. Initially, an application capable of performing decision logic is executed. Information is then retrieved from a database in accordance with the decision logic. Information is also received from a user in accordance with the decision logic utilizing a user interface. The information is then processed utilizing the decision logic.

- (56) **References Cited**
- U.S. PATENT DOCUMENTS
- |             |         |                       |         |
|-------------|---------|-----------------------|---------|
| 4,435,769 A | 3/1984  | Nagano et al. ....    | 364/464 |
| 4,789,928 A | 12/1988 | Fujisaki .....        | 364/401 |
| 4,799,156 A | 1/1989  | Shavit et al. ....    | 364/401 |
| 4,887,208 A | 12/1989 | Schneider et al. .... | 364/403 |

**368 Claims, 47 Drawing Sheets**



## U.S. PATENT DOCUMENTS

|           |     |         |                  |            |
|-----------|-----|---------|------------------|------------|
| 5,712,989 | A   | 1/1998  | Johnson et al.   | 395/228    |
| 5,715,314 | A   | 2/1998  | Payne et al.     | 380/24     |
| 5,754,766 | A   | 5/1998  | Shaw et al.      | 709/200    |
| 5,822,743 | A   | 10/1998 | Gupta et al.     | 706/50     |
| 5,832,465 | A   | 11/1998 | Tom              | 706/51     |
| 5,970,475 | A   | 10/1999 | Barnes et al.    | 705/27     |
| 5,987,434 | A   | 11/1999 | Libman           | 705/36 R   |
| 6,012,043 | A   | 1/2000  | Albright et al.  | 705/36 R   |
| 6,038,540 | A   | 3/2000  | Krist et al.     | 705/8      |
| 6,064,982 | A   | 5/2000  | Puri             | 705/27     |
| 6,085,976 | A   | 7/2000  | Sehr             | 235/384    |
| 6,131,087 | A   | 10/2000 | Luke et al.      | 705/26     |
| 6,151,598 | A   | 11/2000 | Shaw et al.      | 707/3      |
| 6,157,915 | A   | 12/2000 | Bhaskaran et al. | 705/7      |
| 6,295,513 | B1  | 9/2001  | Thackston        | 703/1      |
| 6,377,618 | B1  | 4/2002  | Prasad et al.    | 375/225    |
| 6,386,451 | B1  | 5/2002  | Sehr             | 235/384    |
| 6,421,652 | B2  | 7/2002  | Loeb et al.      | 705/14     |
| 6,565,000 | B2  | 5/2003  | Sehr             | 235/384    |
| 6,567,783 | B1  | 5/2003  | Notani et al.    | 705/9      |
| 6,601,034 | B1  | 7/2003  | Honarvar et al.  | 705/7      |
| 6,609,036 | B1  | 8/2003  | Bickford         | 700/30     |
| 6,609,659 | B2  | 8/2003  | Sehr             | 235/384    |
| 6,714,196 | B2  | 3/2004  | McCormack et al. | 345/423    |
| 6,725,447 | B1  | 4/2004  | Gilman et al.    | 717/105    |
| 6,735,596 | B2* | 5/2004  | Corynen          | 707/102    |
| 6,847,854 | B2  | 1/2005  | Discenzo         | 700/99     |
| 6,876,991 | B1* | 4/2005  | Owen et al.      | 706/46     |
| 6,898,469 | B2  | 5/2005  | Bickford         | 700/30     |
| 6,901,301 | B2  | 5/2005  | Bradshaw         | 700/48     |
| 6,901,393 | B1* | 5/2005  | Owen et al.      | 706/46     |
| 6,910,628 | B1  | 6/2005  | Sehr             | 235/384    |
| 6,951,008 | B2  | 9/2005  | Quaile           | 706/54     |
| 6,957,202 | B2  | 10/2005 | Skaanning et al. | 706/20     |
| 7,039,597 | B1  | 5/2006  | Notani et al.    | 705/9      |
| 7,044,993 | B1  | 5/2006  | Bolduc           | 55/524     |
| 7,050,873 | B1  | 5/2006  | Discenzo         | 700/99     |
| 7,062,274 | B2  | 6/2006  | Shell et al.     | 455/445    |
| 7,080,544 | B2  | 7/2006  | Stepanik et al.  | 73/31.02   |
| 7,107,224 | B1* | 9/2006  | Weller et al.    | 705/10     |
| 7,130,807 | B1  | 10/2006 | Mikurak          | 705/7      |
| 7,139,743 | B2  | 11/2006 | Indeck et al.    | 707/1      |
| 7,149,303 | B1  | 12/2006 | Laurinavichus    | 379/265.01 |
| 7,222,156 | B2  | 5/2007  | Gupta et al.     | 709/206    |
| 7,257,566 | B2* | 8/2007  | Danielson et al. | 706/52     |
| 7,303,081 | B2  | 12/2007 | Mallett et al.   | 209/702    |
| 7,305,278 | B2  | 12/2007 | Enright et al.   | 700/115    |
| 7,305,371 | B2  | 12/2007 | Brueckner et al. | 706/45     |
| 7,311,207 | B2  | 12/2007 | Mallett et al.   | 209/702    |
| 7,318,529 | B2  | 1/2008  | Mallett et al.   | 209/702    |
| 7,321,883 | B1* | 1/2008  | Freedly et al.   | 706/45     |
| 7,333,851 | B2  | 2/2008  | Echaz et al.     | 600/544    |
| 7,333,953 | B1  | 2/2008  | Banaugh et al.   | 705/40     |
| 7,343,222 | B2  | 3/2008  | Solomon          | 700/245    |
| 7,383,220 | B1  | 6/2008  | Keith            | 705/37     |
| 7,383,222 | B2  | 6/2008  | Keith            | 705/37     |
| 7,398,244 | B1  | 7/2008  | Keith            | 705/37     |
| 7,401,059 | B1* | 7/2008  | Owen et al.      | 706/46     |
| 7,404,207 | B2  | 7/2008  | Perry            | 726/15     |
| 7,454,358 | B2  | 11/2008 | Mallett et al.   | 705/1      |
| 7,478,076 | B1* | 1/2009  | Owen et al.      | 706/46     |
| 7,499,898 | B1* | 3/2009  | Owen et al.      | 706/46     |

## OTHER PUBLICATIONS

Dr. Michael W. Kusnic, "The Potential for the Knowledge Management Business: Lessons Learned from the Experience at General Motors," Strategic Decision Processes, inc.

Michael W. Kusnic and Daniel Owen, "An Achievable Vision for the Strategic Knowledge Management Business," Strategic Decision Processes, inc.

Office Action Summary from U.S. Appl. No. 11/045,543 which was mailed on Dec. 01, 2006.

Notice of Allowance from U.S. Appl. No. 11/045,543 which was mailed on Mar. 17, 2008.

Notice of Allowance from U.S. Appl. No. 11/828,115 which was mailed on Dec. 31, 2008.

Notice of Allowance from U.S. Appl. No. 11/768,861 which was mailed on Mar. 13, 2009.

Web based platform for management of heterogeneous medical data Ogescu, C.; Plaisanu, C.; Bistriceanu, D.; Automation, Quality and Testing, Robotics, 2008. AQTR 2008. IEEE International Conference on vol. 3, May 22-25, 2008 pp. 257-260 Digital Object Identifier 10.1109/AQTR.2008.4588923.

Consumer Decision Process Model in Multi-channel Retail Banking Jingdong Cui; Service Systems and Service Management, 2007 International Conference on Jun. 9-11, 2007 pp. 1-6 Digital Object Identifier 10.1109/ICSSM.2007.4280113.

Understanding Challenges in Preserving and Reconstructing Computer-Assisted Medical Decision Processes Sang-Chul Lee; Bajcsy, P.; Machine Learning and Applications, 2007. ICMLA 2007. Sixth International Conference on Dec. 13-15, 2007 pp. 524-529 Digital Object Identifier 10.1109/ICMLA.2007.92.

Design of organizational decision support systems: the use of a data extraction scheme to facilitate model-database communication Miller, L.L.; Nilakanta, S.; System Sciences, 1991. Proceedings of the Twenty-Fourth Annual Hawaii International Conference on vol. iv, Jan. 8-11, 1991 pp. 67-72 vol. 4.

Car purchase decisions Yato, A.; Rodriguez, J.R.; Cangur, G.; Boonbutra, R.; Kumte, R.; Lahagu, R.; Management of Engineering and Technology, 2001. PICMET '01. Portland International Conference on vol. 1, Jul. 29-Aug. 2, 2001 p. 126 vol. 1 Digital Object Identifier 10.1109/PICMET.2001.951835.

Multimedia as value enabler for decision making in virtual enterprises Arunkumar, S.; Jain, S.K.; Engineering and Technology Management, 1996. IEMC 96. Proceedings., International Conference on Aug. 18-20, 1996 pp. 34-41 Digital Object Identifier 10.1109/IEMC.1996.547786.

Analysis of Complex Decisionmaking Processes Hill, J. Douglas; Ollila, Richard G., Systems, Man and Cybernetics, IEEE Transactions on vol. 8, Issue 3, Mar. 1978 pp. 193-204 Digital Object Identifier 10.1109/TSMC.1978.4309930.

Using discrete event simulation to evaluate housestaff work schedules Klein, R.W.; Dame, M.A.; Dittus, R.S.; DeBrotta, D.J.; Simulation Conference, 1990. Proceedings., Winter Dec. 9-12, 1990 pp. 738-742 Digital Object Identifier 10.1109/WSC.1990.129606.

A Framework for Managing Enterprise Knowledge for Collaborative Decision Support Zhang, N.; Lu, W.F.; Industrial Informatics, 2007 5<sup>th</sup> IEEE International Conference on vol. 1, Jun. 23-27, 2007 pp. 517-522.

Address supply chain visibility from knowledge management perspective Zhang, N.; He, W.; Lee, E.W.; Industrial Informatics 2008. INDIN 2008. 6<sup>th</sup> IEEE International Conference on Jul. 13-16, 2008 pp. 865-870 Digital Object Identifier 10.1109/INDIN.2008.4618222.

Collaborative Decision Making framework for multi-agent system Indiramma, M.; Anandakumar, K.R.; Computer and Communication Engineering, 2008. ICCCE 2008. International Conference on May 13-15, 2008 pp. 1140-1146 Digital Object Identifier 10.1109/IC-CCE.2008.4580785.

Study of Cockpit's Perspective on Human-Human Interactions to Guide Collaborative Decision Making Design in Air Traffic Management Groppe, M.; Bui, M.; Advances in Computer-Human Interaction, 2008 First International Conference on Feb. 10-15, 2008 pp. 107-113 Digital Object Identifier 10.1109/ACHI.2008.51.

Office Action Summary from U.S. Appl. No. 11/828,129 mailed on Oct. 17, 2008.

Office Action Summary from U.S. Appl. No. 11/768,861 mailed on Sep. 10, 2008.

Office Action Summary from U.S. Appl. No. 11/768,815 mailed on Aug. 28, 2008.

Office Action Summary from U.S. Appl. No. 11/828,115 mailed on Sep. 29, 2008.

- Notice of Allowance from U.S. Appl. No. 11/768,815 mailed on Nov. 24, 2008.
- Jiabing Xie et al., "An ICU protocol development and management system" Computer-Based Medical Systems, 2000. CBMS 2000. Proceedings. 13<sup>th</sup> IEEE Symposium on Jun. 22-24, 2000 pp. 43-47 Digital Object Identifier 10.1109/CBMS.2000.856872.
- Aboy, M. et al., "An automatic beat detection algorithm for pressure signals" Biomedical Engineering, IEEE Transactions on vol. 52, Issue 10, Oct. 2005 pp. 1662-1670 Digital Object Identifier 10.1109/TBME.2005.855725.
- Pham, T.D. et al., "Computational Prediction Models for Early Detection of Risk of Cardiovascular Events Using Mass Spectrometry Data" Information Technology in Biomedicine, IEEE Trans on vol. 12, Issue 5, Sep. 2008 pp. 636-643.
- Poulsen, R.S. et al., "Region of interest finding in reduced resolution colour imagery: Application to cancer cell detection in cell overlaps and clusters" Engineering in Medicine and Biology Society, 1995., IEEE 17<sup>th</sup> Annual Conference vol. 1, Sep. 20-23, 1995 pp. 499-500 vol. 1 Digital Object Identifier 10.1109/IEMBS.1995.575219.
- Larsson, M., "An Adaptive Predictive Approach to Emergency Frequency Control in Electric Power Systems" Decision and Control, 2005 and 2005 European Control Conferences. CDC-ECC '05. 44<sup>th</sup> IEEE Conference on Dec. 12-15, 2005 pp. 4434-4439.
- Johnson, Timothy L. et al., "Filtering of Muscle Artifact from the Electroencephalogram" Biomedical Engineering, IEEE Transactions on vol. BME-26, Issue 10, Oct. 1979 pp. 556-563 Digital Object Identifier 10.1109/TBME.1979.326443.
- Benotto, F. et al., "The Trigger of the TOFUS Detector" Nuclear Science Symposium and Medical Imaging Conference, 1991., Conference Record of the 1991 IEEE Nov. 2-9, 1991 pp. 584-588 vol. 1 Digital Object Identifier 10.1109/NSSMIC.1991.259004.
- DeFranco-Tommarello, J. et al., "Collaborative Problem Solving and Groupware for Software Development" Engineering Management Review, IEEE vol. 35, Issue 4, Fourth Quarter 2007 pp. 54-54 Digital Object Identifier 10.1109/EMR.2007.4489950.
- Sculley et al., "B2B Exchanges: The Killer Application in the Business-to-Business Internet Revolution," ISI Publications, 2000, pp. 195-247.
- "CPFR: Collaborative Planning, Forecasting, and Replenishment Voluntary Guidelines," Voluntary Interindustry Commerce Standards, 1998.
- Sriram et al., "Computer-Aided Cooperative Product Development: A Case Study," International Journal of Systems Automation: Research and Applications (SARA), 1991, vol. 1, No. 1, pp. 89-112.
- Miller et al., "Development of Automated Aids for Decision Analysis," Technical Report, Stanford Research Institute, May 1976.
- Sriram et al., "DICE: an Object-Oriented Programming Environment For Cooperative Engineering Design," Artificial Intelligence in Engineering Design, vol. 3, Academic Press Inc., 1992, pp. 303-366.
- "Strategic Management of R&D: Overview," Strategic Decisions Group, May 22, 1995.
- U.S. Patent File History for U.S. Appl. No. 09/270,007 filed on Mar. 16, 1999.
- U.S. Patent File History for U.S. Appl. No. 09/311,150 filed on May 13, 1999.
- Logcher et al., "Ghost: a Project Network Generator," J. of Computing in Civil Engineering, ASCE, vol. 2, No. 3, Jul. 1988, pp. 239-254.
- Guttman, "Merchant Differentiation through Integrative Negotiation in Agent-mediated Electronic Commerce," Massachusetts Institute of Technology, 1998.
- Holtzman, "Intelligent Decision Systems," Addison-Wesley Publishing Company, Inc., 1989, pp. 56-106.
- Kano et al., "International Multi-Company Collaborative Engineering: A Study of Japanese Engineering and Construction Firms," Massachusetts Institute of Technology, 1994.
- "MIT Libraries' catalog—Barton—Full-Catalog—Full-Record," Massachusetts Institute of Technology, <http://library.mit.edu/item/000911321>, last accessed on Jan. 29, 2008.
- Declaration associated with Civil Case No. 2:06-cv-440. date unknown.
- Subpoena associated with Civil Case No. 2:06-cv-440. date unknown.
- Nessralla, "Letter re *Sky Technologies LLC v. SAP AG, SAP Americas, Inc and Oracle Corporation Subpoena for Records of the Massachusetts Institute of Technology*," Jan. 30, 2008.
- Sairamesh et al., "NetBazaar: Networked Electronic Markets for Trading Computation and Information Services," Springer-Verlag Berlin Heidelberg, 1998, ECDL'98, LNCS 1513, pp. 839-856.
- "The Manual Decision Advisor: Volume 1—Project Analysis," Strategic Decisions Group, 1998.
- Sanders, "Automated Creation of Clinical-Practice Guidelines from Decision Models," Gillian D. Sanders, Jun. 1998.
- Sriram et al., "The MIT Dice Project," Computer, vol. 26, No. 1, 1993, pp. 64-65.
- Sriram et al., "Transaction-Management Issues in Collaborative Engineering," J. Of Computing in Civil Engineering, ASCE, vol. 6, No. 1, Jan. 1992, pp. 85-105.
- "Decision Analysis Software for Microsoft Windows, Student Edition," ADA Decision Systems, 1992.
- Barabba et al., "Communication in Action: GM's Dialogue Decision Process," Strategic Communication Management, Dec./Jan. 1997, pp. 24-28.
- McNamee et al., "Decision Analysis with Supertree," 2<sup>nd</sup> Edition, The Scientific Press, pp. 281-304. date unknown.
- "Readings in Electronic Commerce," Addison Wesley Longman, Inc., 1997.
- Holtzman, "Intelligent Decision Systems," Stanford University, 1985.
- "NetIQ AppManager Suite," NetIQ Corporation, 2005.
- Oliver et al. (ed.), "Influence Diagrams, Belief Nets and Decision Analysis," John Wiley & Sons Ltd., 1990.
- Buck-Emden et al., "SAP R/3 System: A Client/Server Technology," Addison-Wesley, 1996.
- "SunNetManager 2.2.3 User's Guide," Sun Microsystems, Inc., 1995.
- "Supertree In Use," SDG Decision Systems, 1986.
- "Quick Start: Introduction to Decision Analysis with Supertree, PC Version," SDG Decision Systems, Feb. 1989.
- "LO Logistics Information System."
- "MM External Services Management."
- "Consignment."
- "MM Purchasing Guide."
- "Sales."
- "R/3 Internet Application Components."
- "MM Vendor Evaluation."
- Abbas, "The Evolution of Decision Analysis "Department of Management Science and Engineering, Stanford University. date unknown.
- Huang et al., "A Sense-and-Respond Approach to Business Transformation," Proceedings of the IEEE International Conference on E-Commerce Technology for Dynamic Business (CEC-East'04), 2004.
- "Dialogue Decision Process: Alternatives."
- "A Guide to CPFR Implementation," ECR Europe, Apr. 2001.
- "SAP Business-to-Business Procurement."
- "System Administration."
- "Database Administration."
- "EC Enterprise Controlling."
- The IDoc Interface Concept.
- "FI Financial Accounting."
- "IM Investment Management."
- "PM Plant Maintenance."
- "General Information," EDI (Electronic Data Interchange).
- "Configurable Materials in Purchasing."
- "ABAP/4 Development Workbench."
- "SAP Open Information Warehouse Frontend for Microsoft Excel." Documentation associated with Civil Action No. 6:08-cv-51. date unknown.

\* cited by examiner

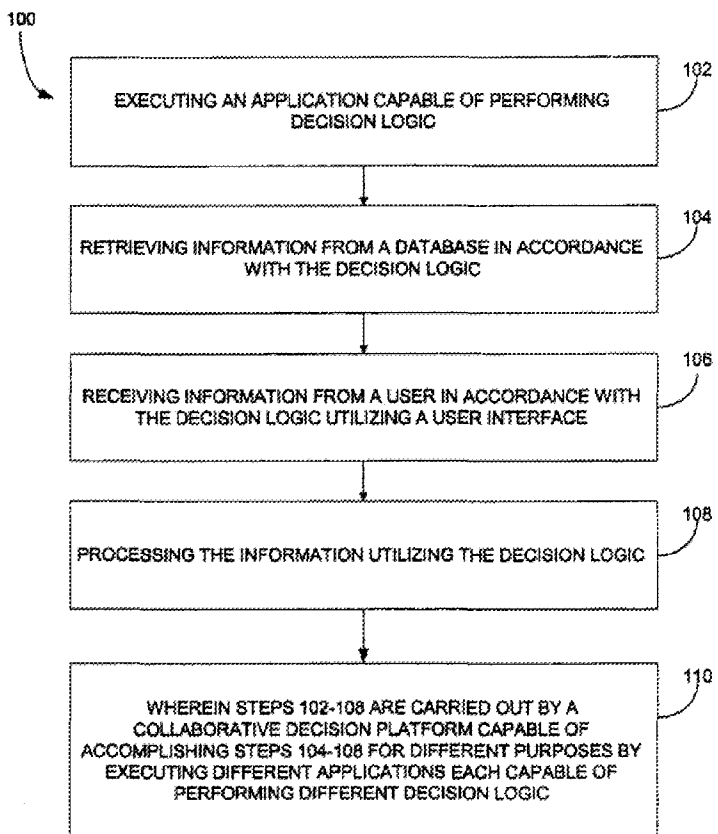


Fig. 1

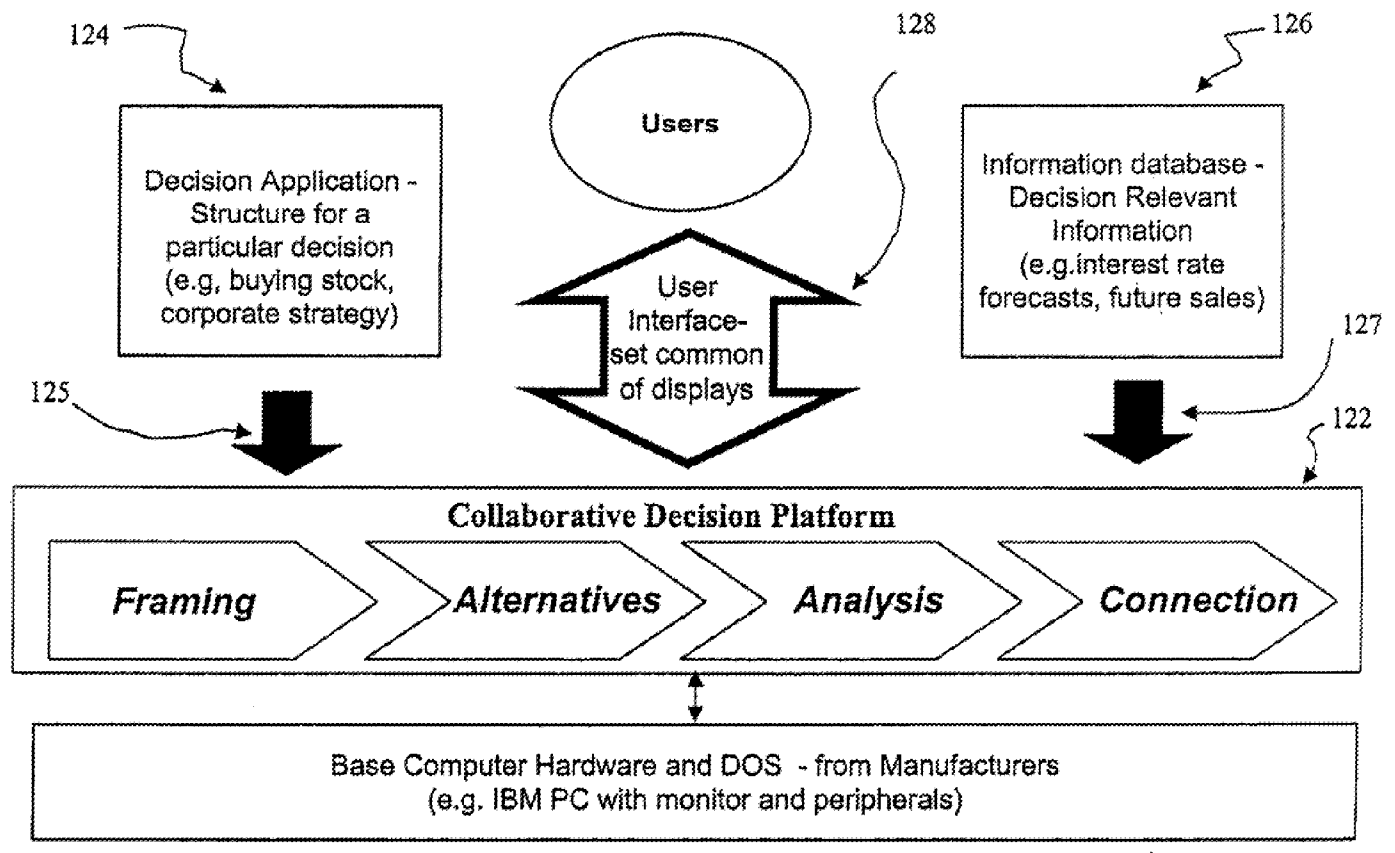


Fig. 1a

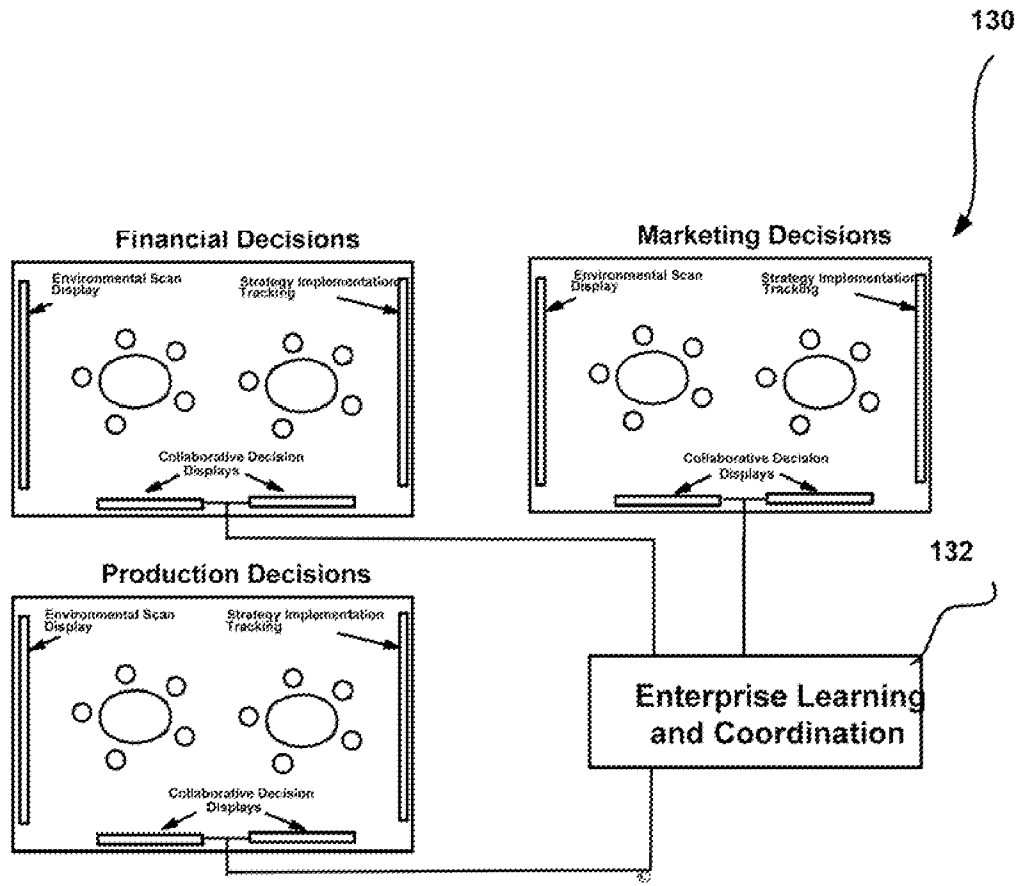
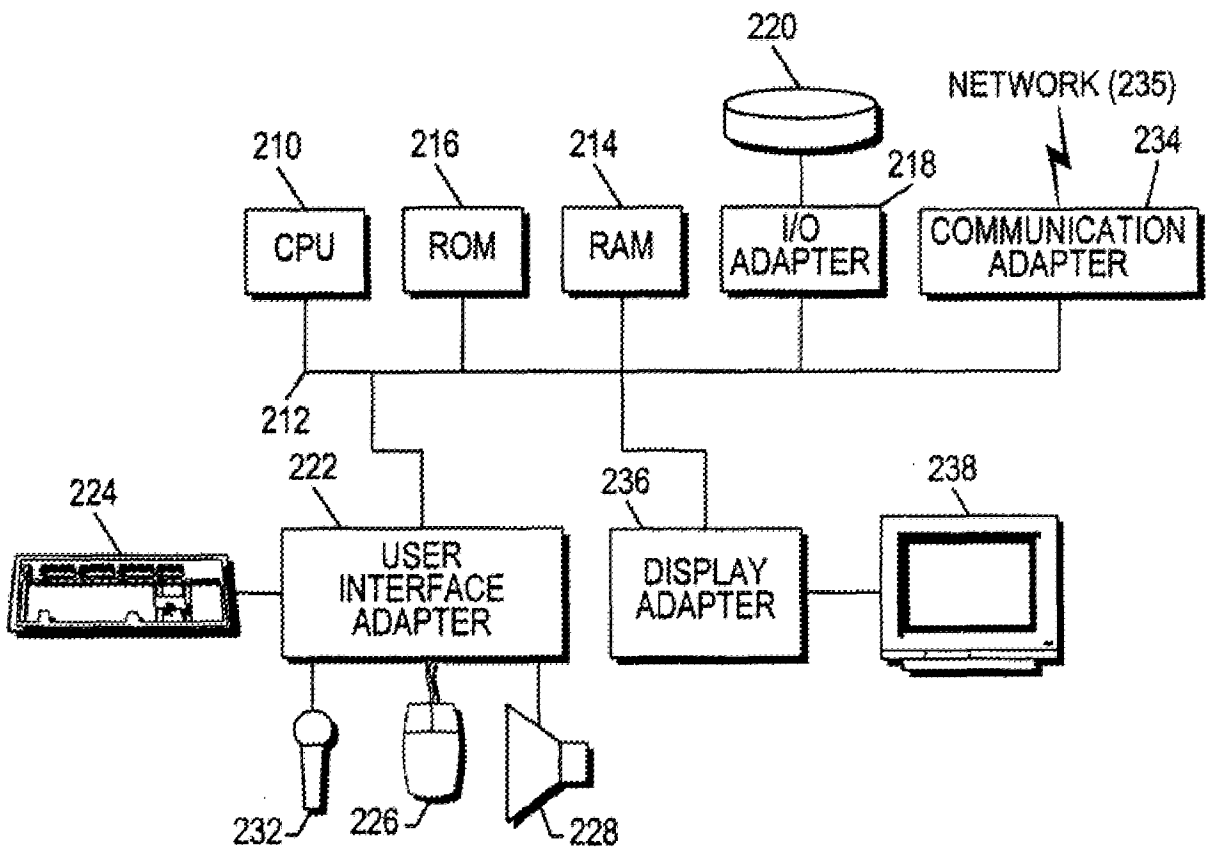


Fig. 1b



**Fig. 2**

Fig. 3

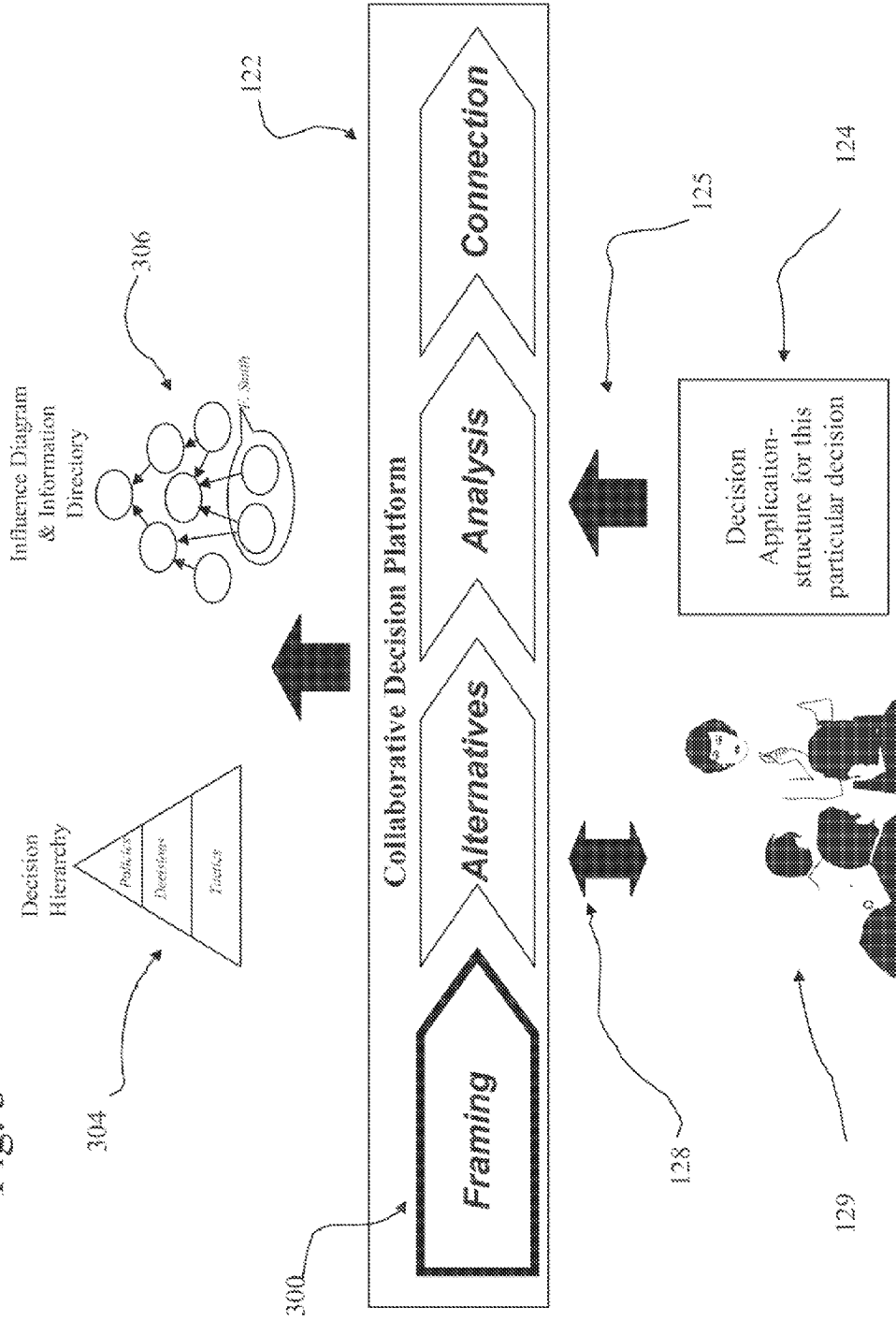




Fig. 3a

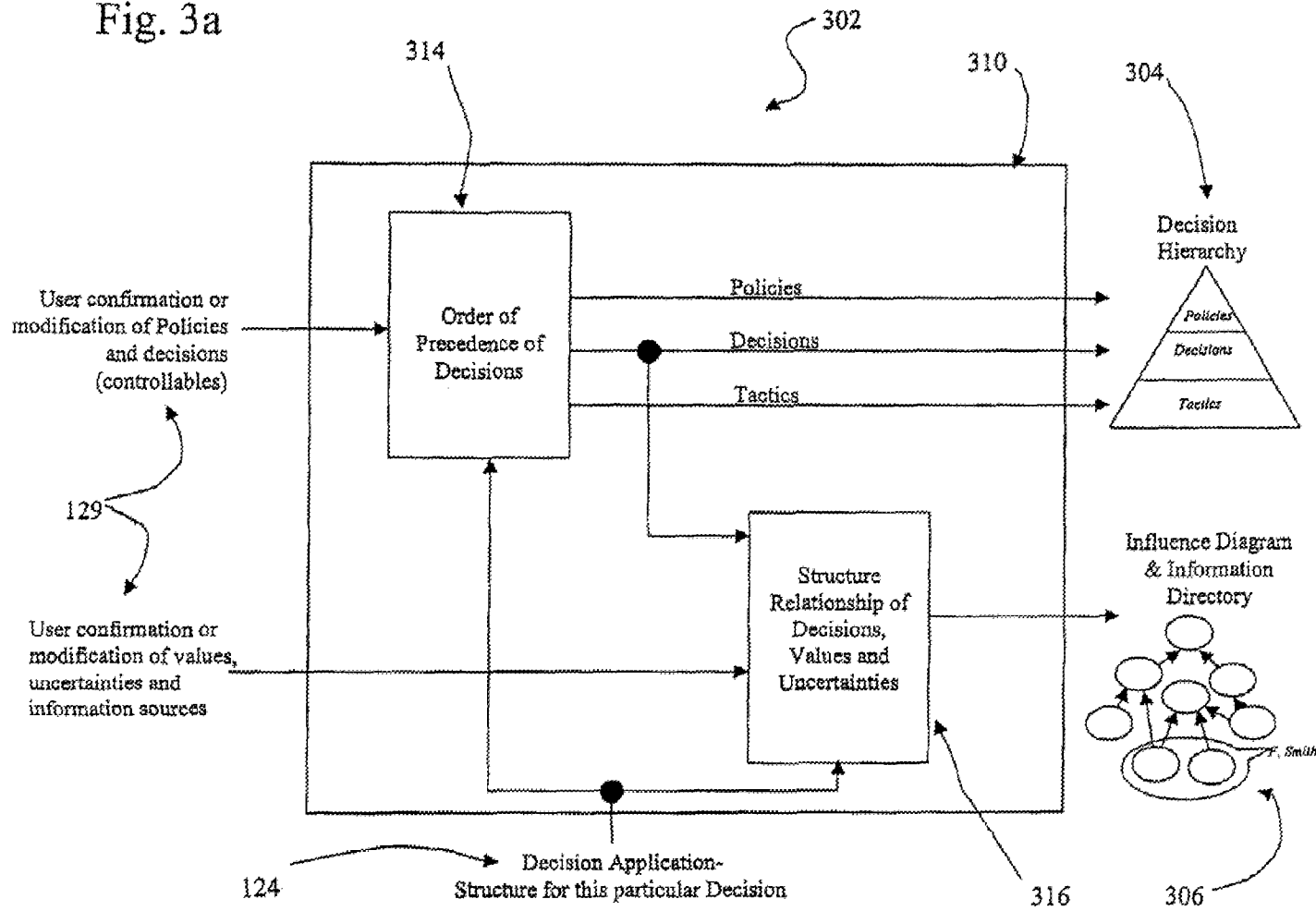


Fig. 4

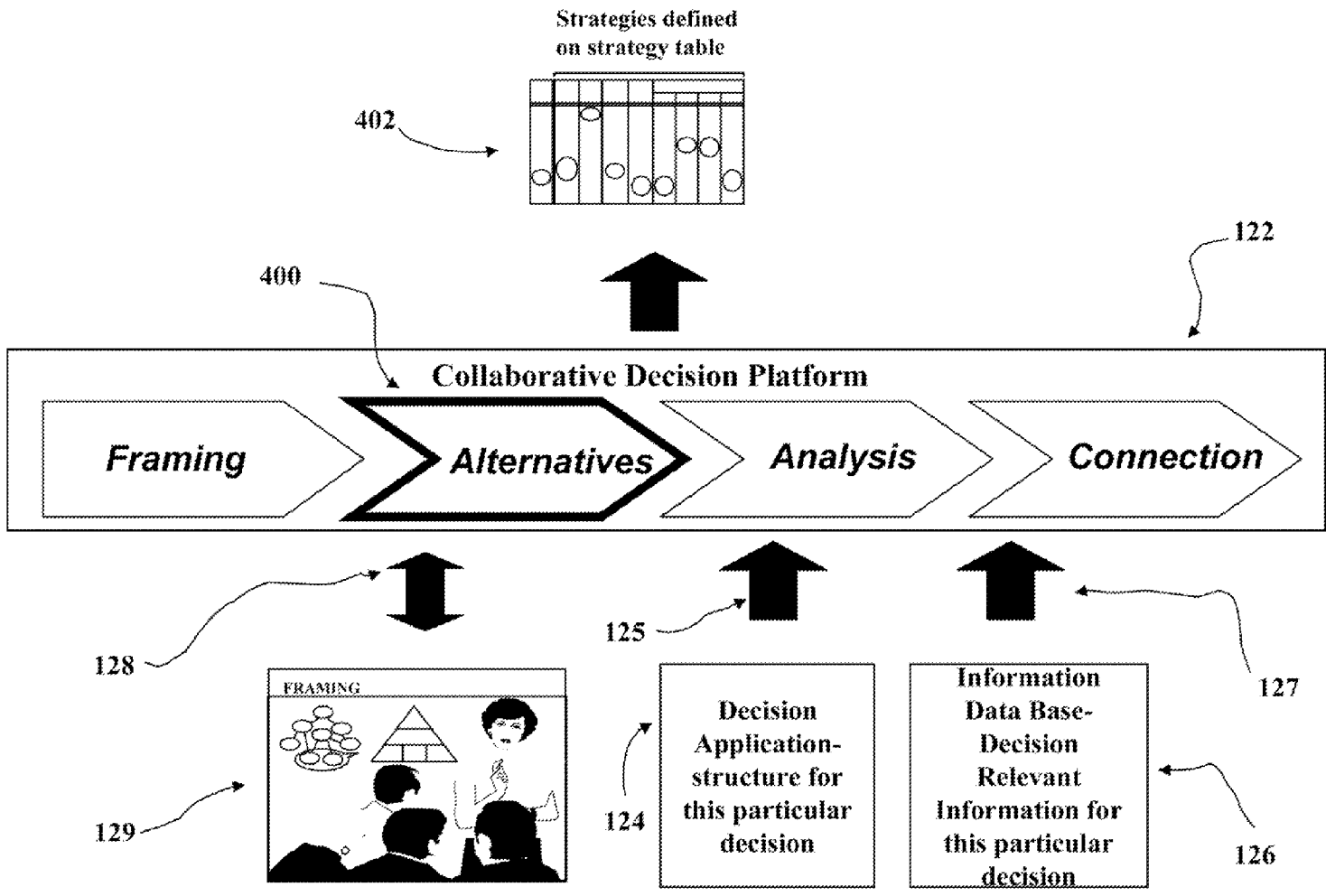
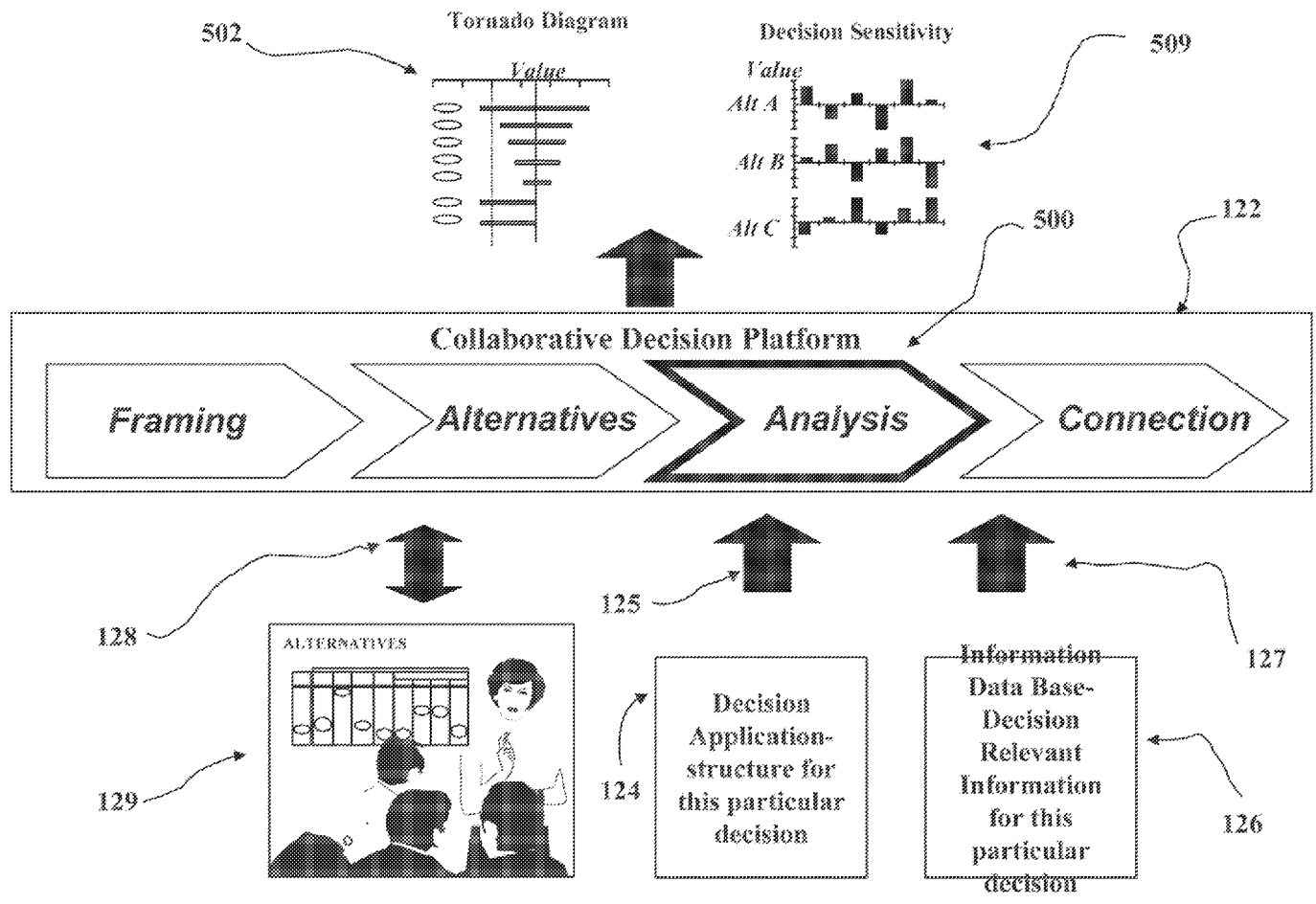




Fig. 5



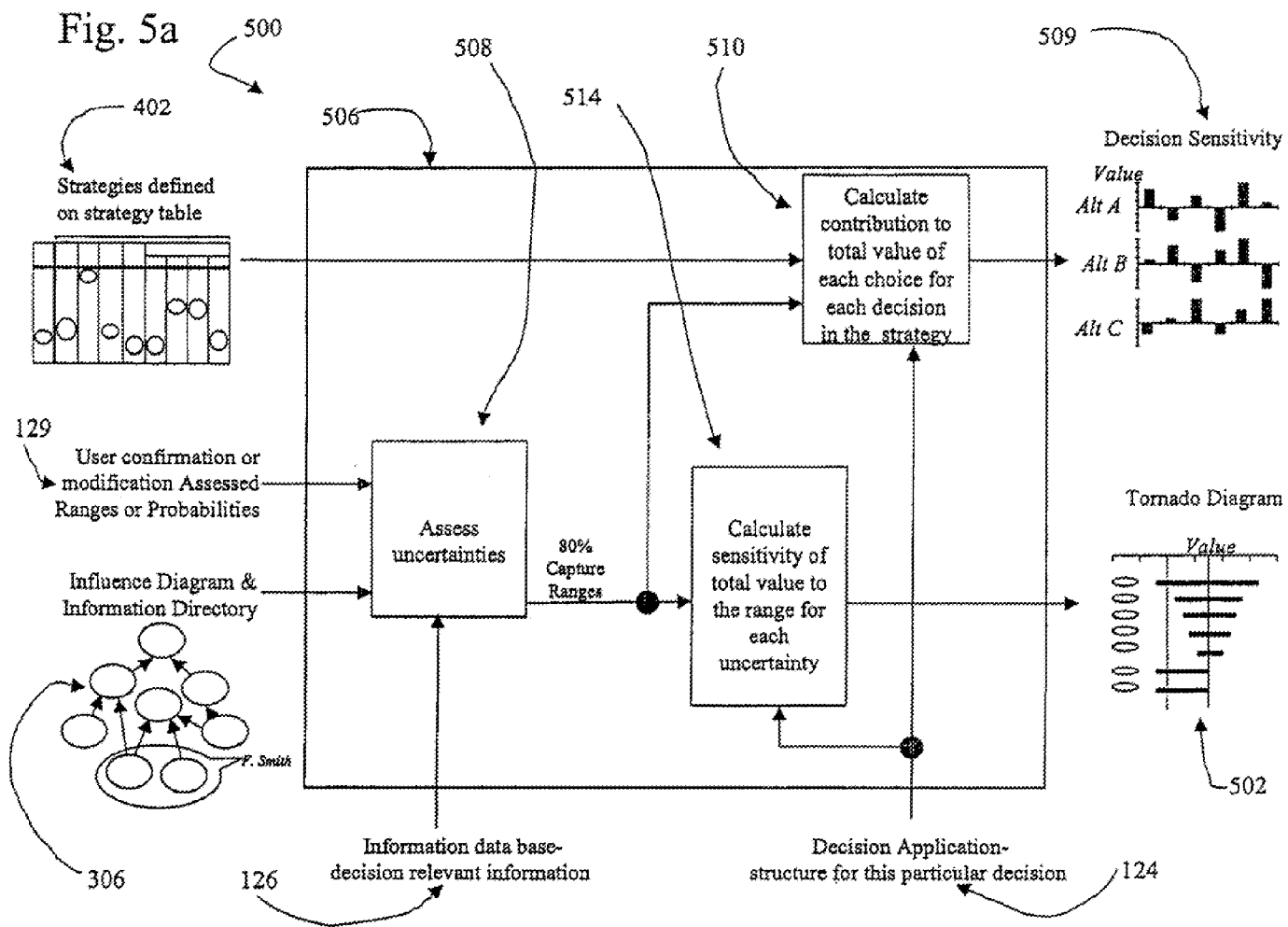
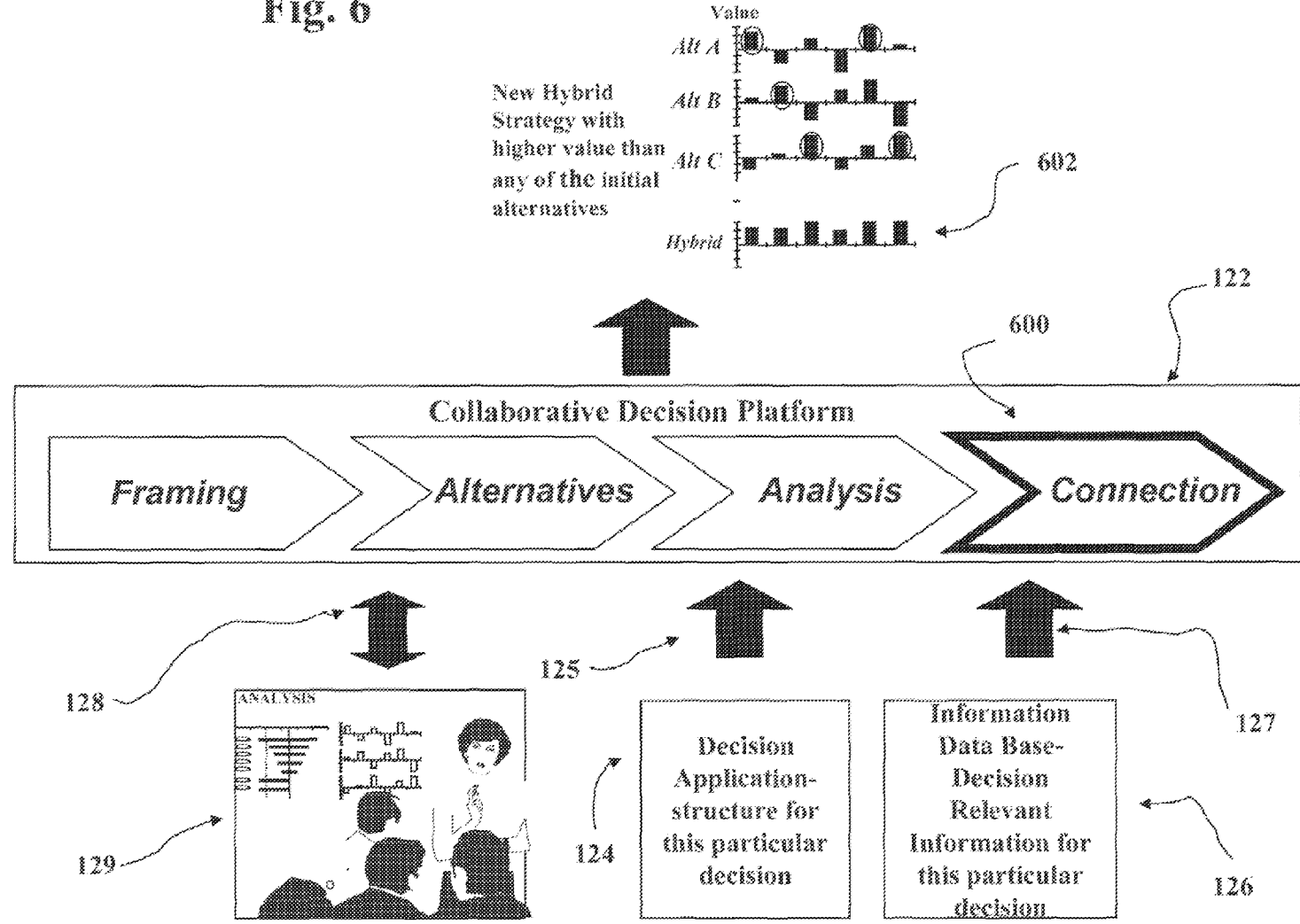
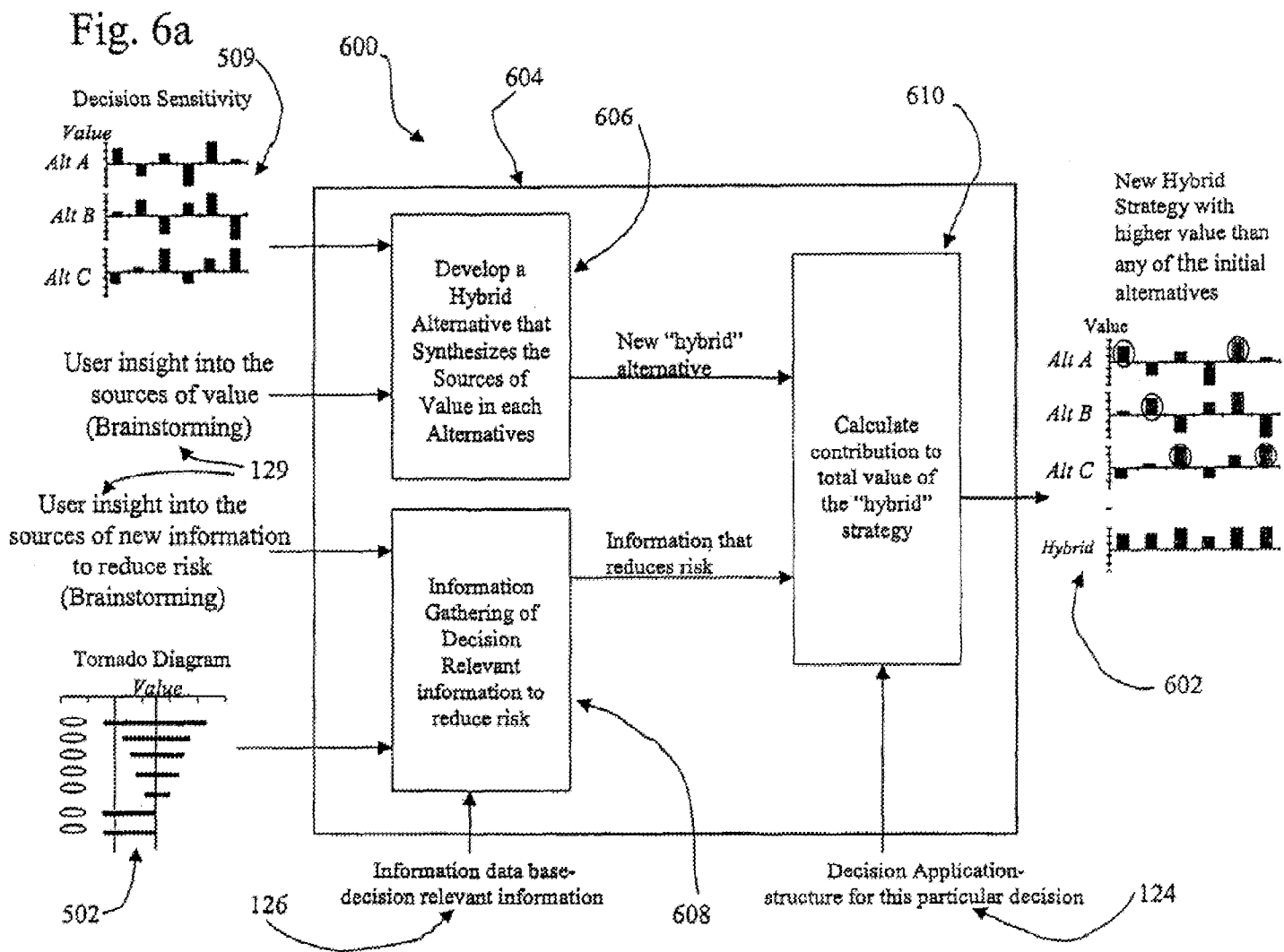
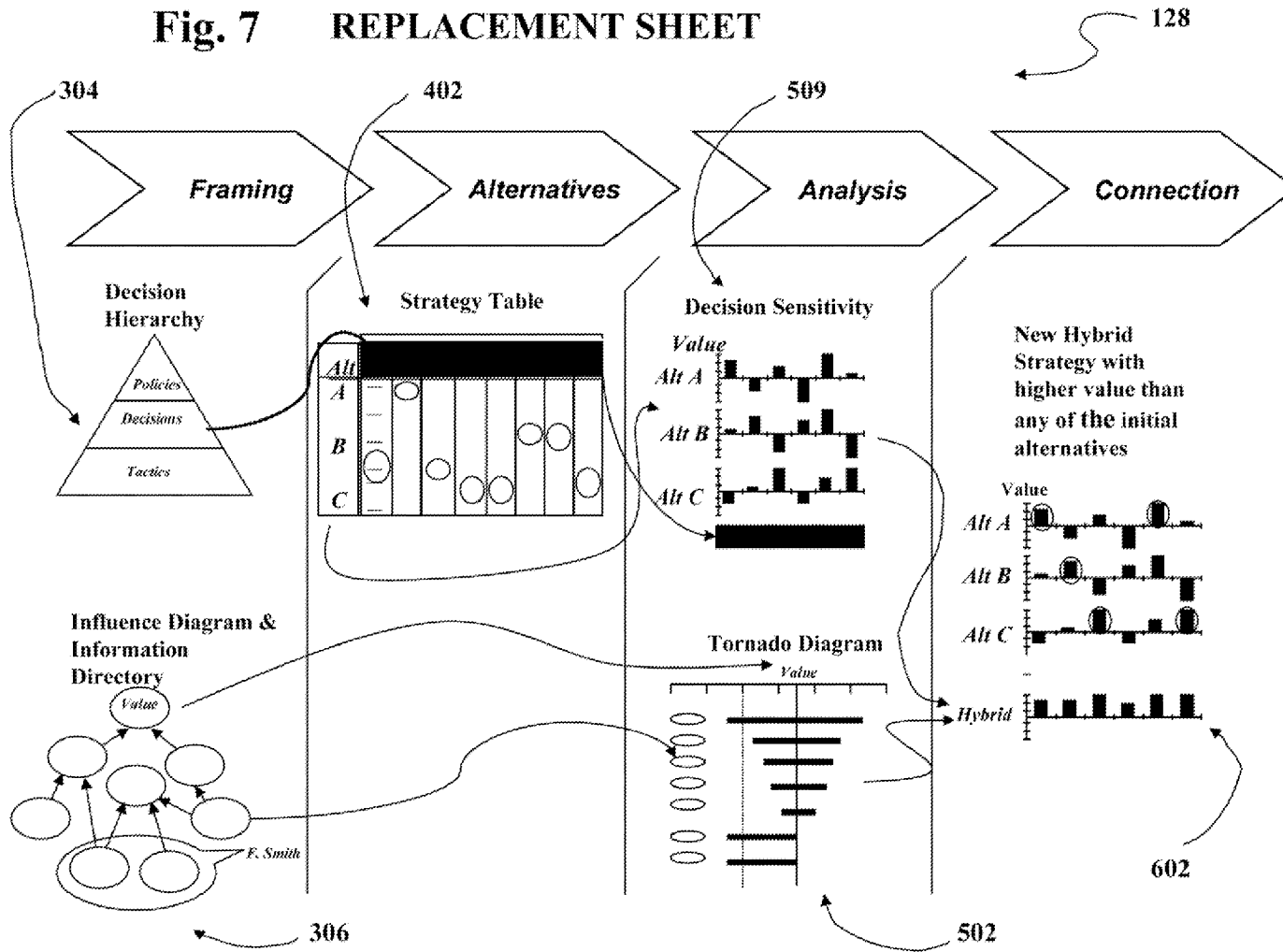


Fig. 6





**Fig. 7 REPLACEMENT SHEET**





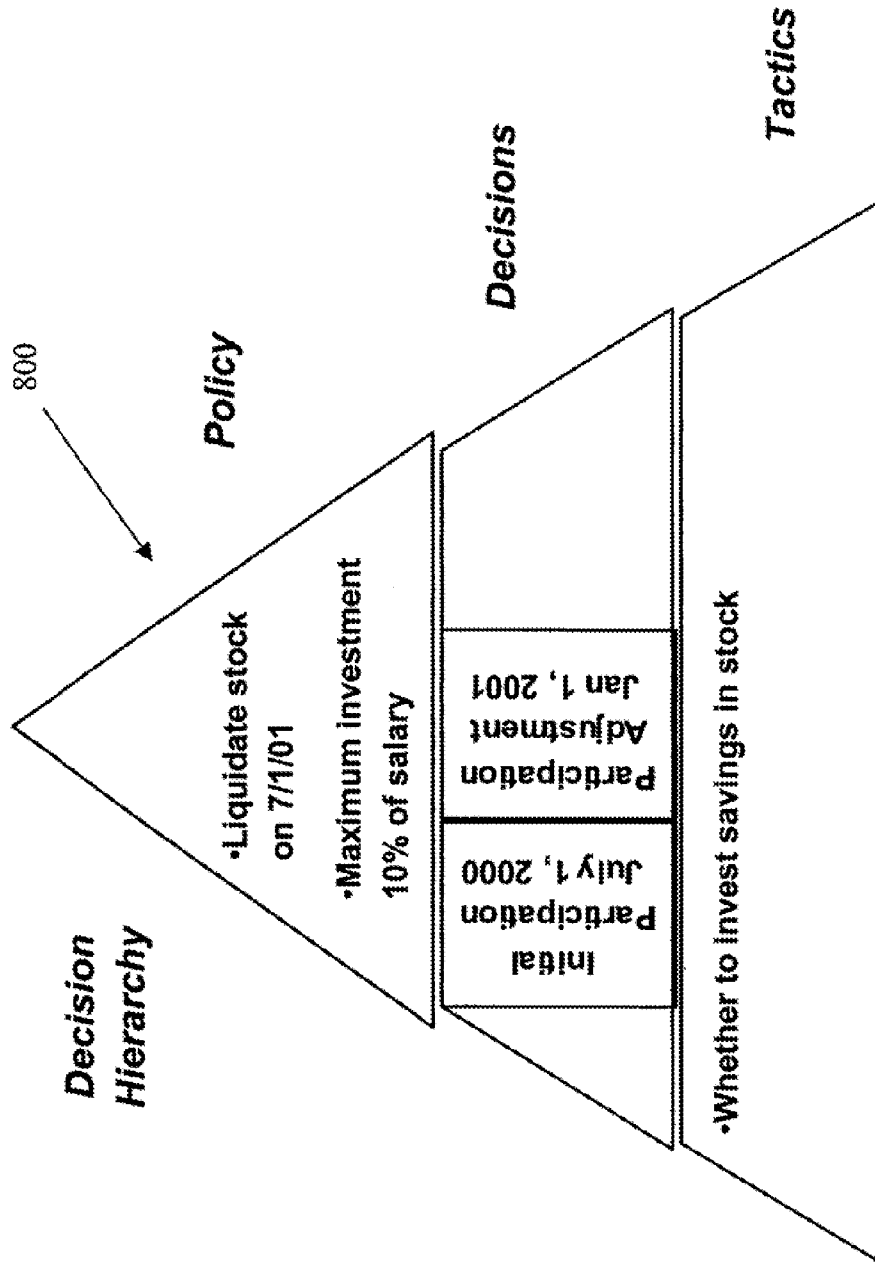
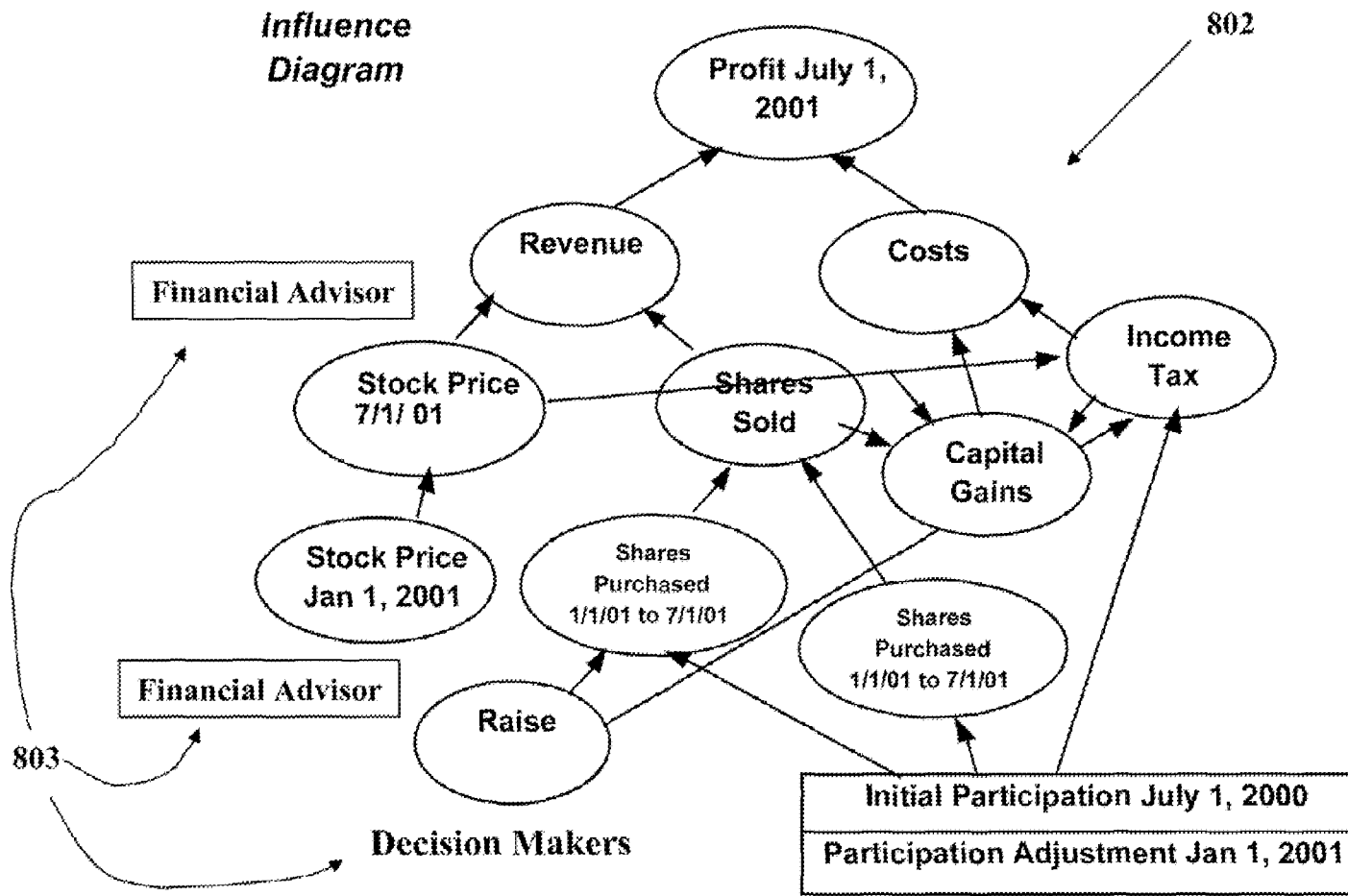


Fig. 8a



**Fig. 8b**

804



| Strategy Table   |  | Initial Participation<br>July 1, 2000 | Participation<br>Adjustment<br>Jan 1, 2001 |
|------------------|--|---------------------------------------|--|
| Strategy Name    |  |                                       |  |
| No Participation |  | 0%                                    | 0%   |
| In and Out       |  | 5%                                    | 5%   |
| Out and In       |  | 7%                                    | 7%   |
|                  |  | 10%                                   | 10%  |

Fig. 8c



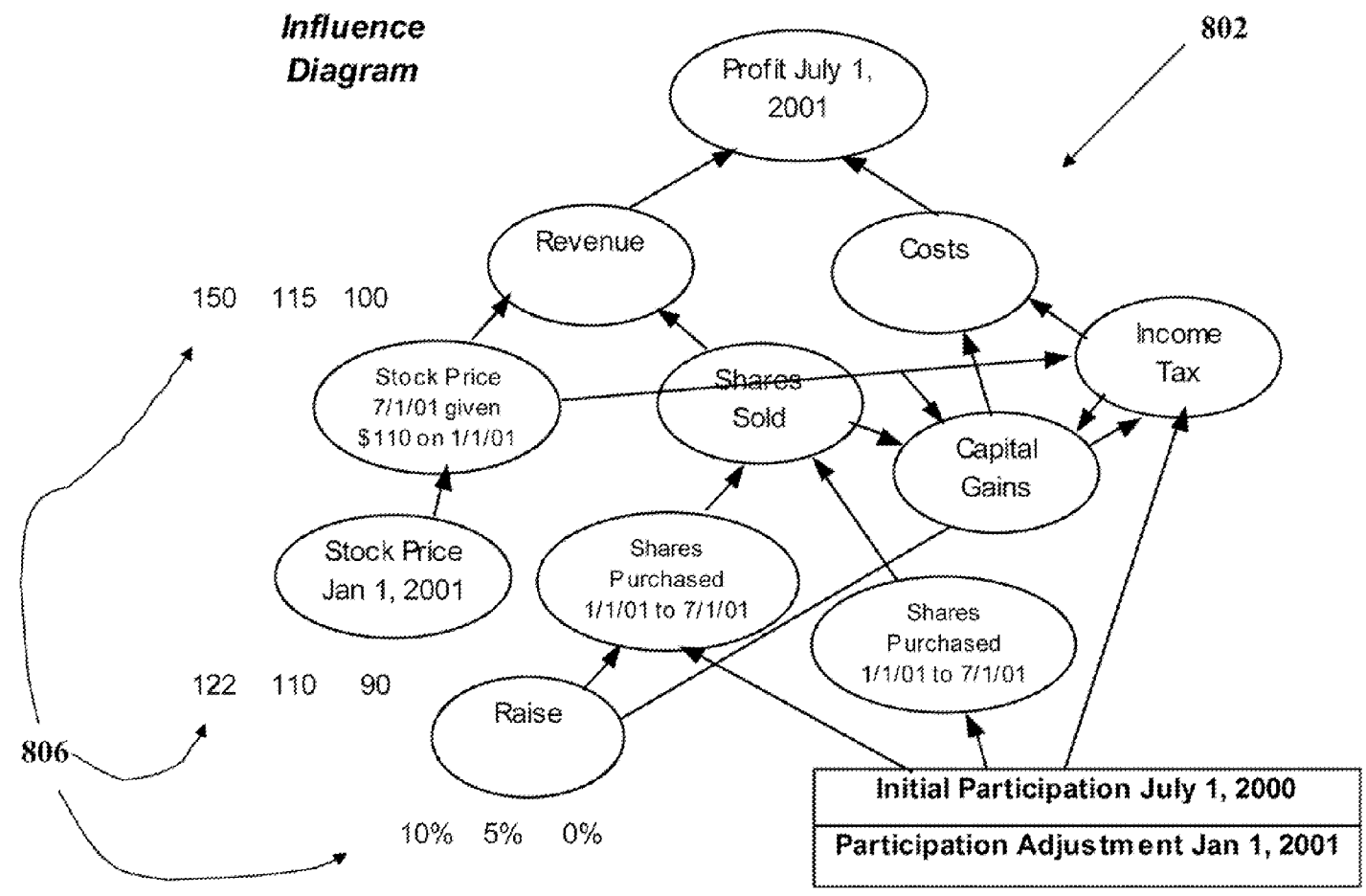


Fig. 8e

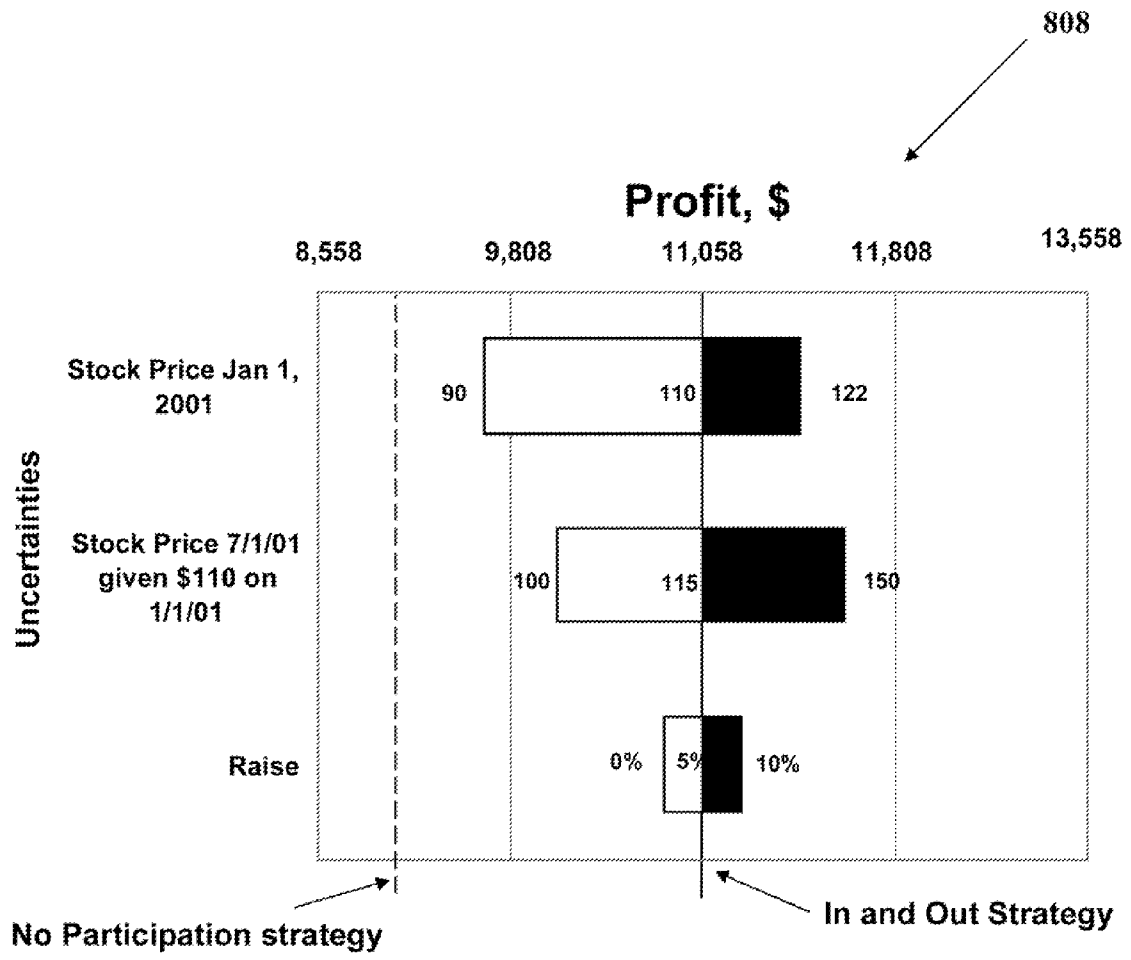


Fig. 8f

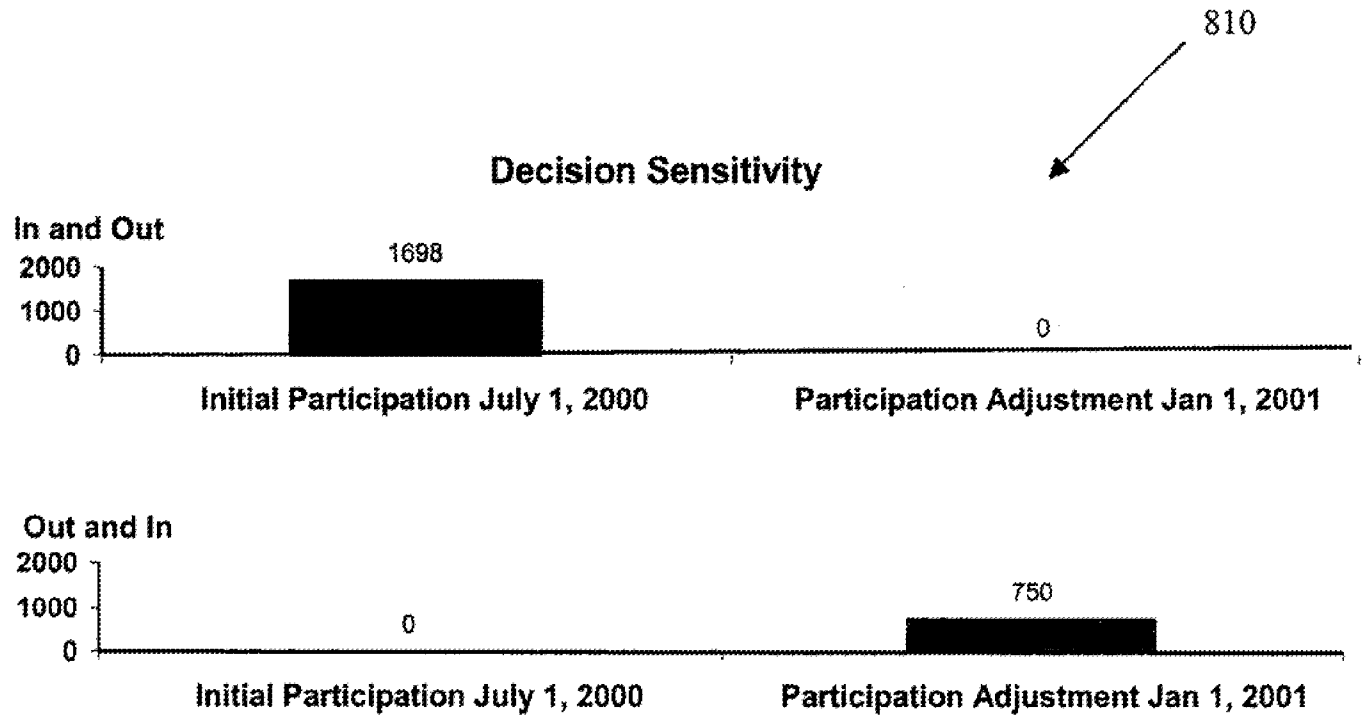


Fig. 8g

804

| Strategy Table       |                                    |                           |
|----------------------|------------------------------------|---------------------------|
| Strategy Name        | Initial Participation July 1, 2000 | Participation Jan 1, 2001 |
| No Participation     | 0%                                 | 0%                        |
| In and Out           | 5%                                 | 5%                        |
| Out and In           | 7%                                 | 7%                        |
| Maximum Contribution | 10%                                | 10%                       |

811

Fig. 8h



Decision Sensitivity

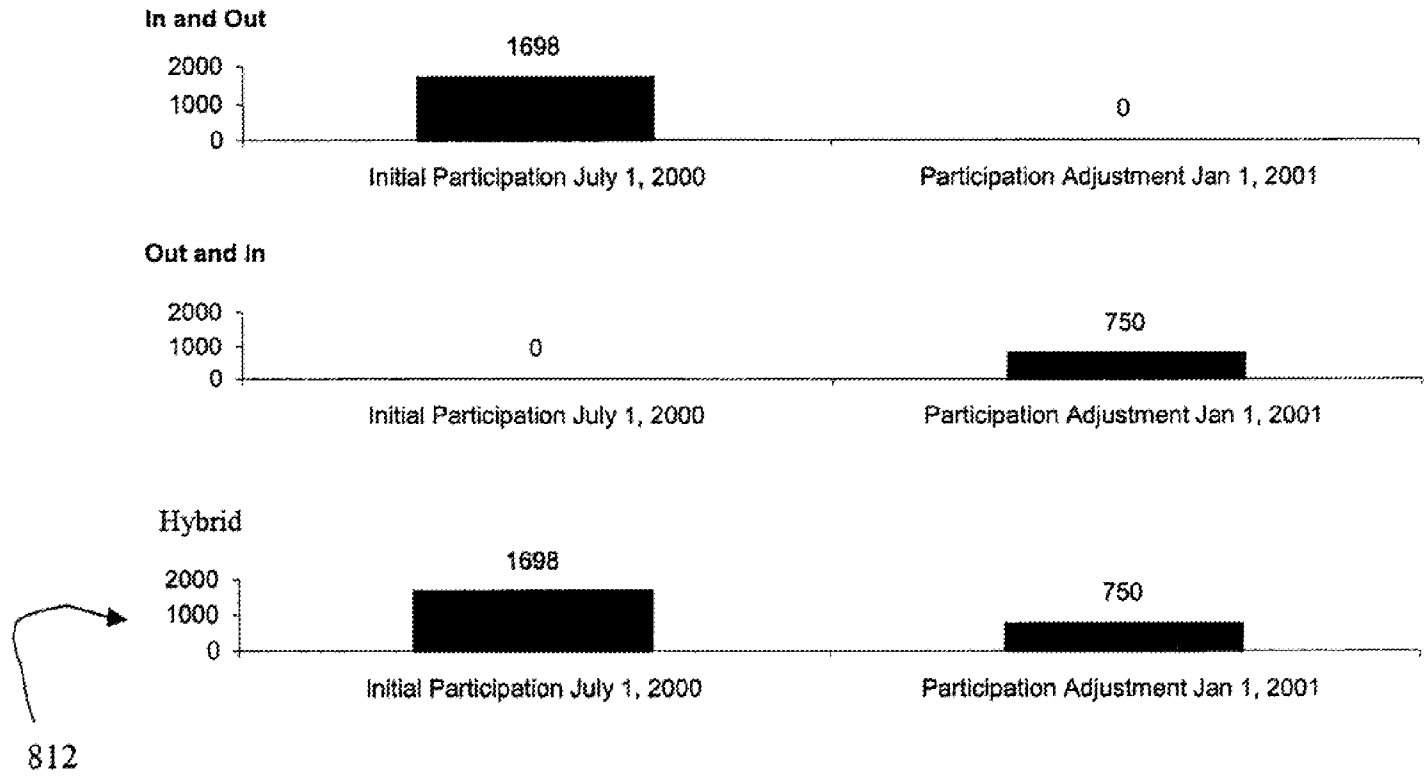


Fig. 8i

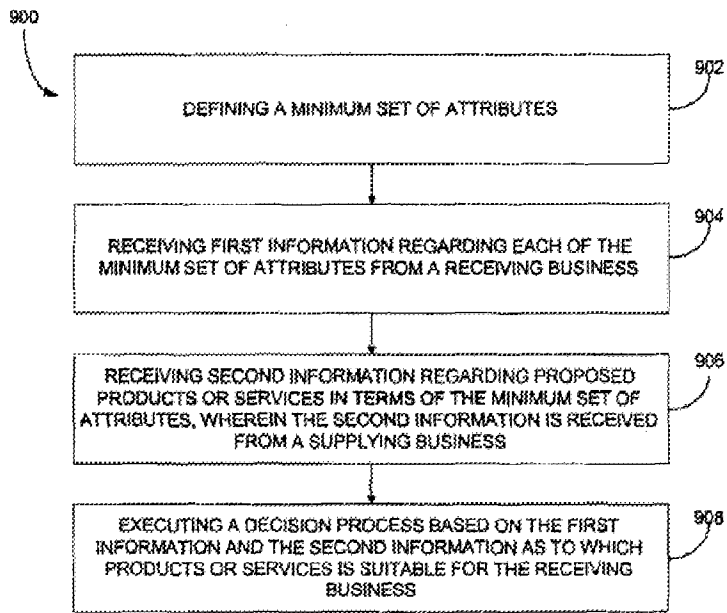


Fig. 9

920

| Value of one percent increase in C <sup>3</sup> |   |
|---|---|
| C <sup>3</sup> Attribute                        | Attribute   |
|   | Typical Automotive Manufacturer<br>Typical Information Technology Company |
| Revenue (\$M)                                   | 200      15   |
| COGS (\$M)                                      | 75      35  |
| SG&A (\$M)                                      | 20      40  |
| Inventory Turns                                 | 12      15  |
| Receivable Turns                                | 2      2  |

Fig. 9a

1000

| C <sup>3</sup> Attribute | Percent increase in C <sup>3</sup> Attribute                   |   |
|--------------------------|--|---|
|                          | <u>Alternative 1:</u><br>Improve<br>Supply Chain<br>Management | <u>Alternative 2:</u><br>Installation of<br>Customer<br>Relationship<br>Management system |
| Revenue                  | 0  | 5   |
| COGS                     | -4   | 0   |
| SG&A                     | -1   | 0   |
| Inventory Turns          | +5   | 0   |
| Receivable Turns         | +1   | +2  |

Fig. 10

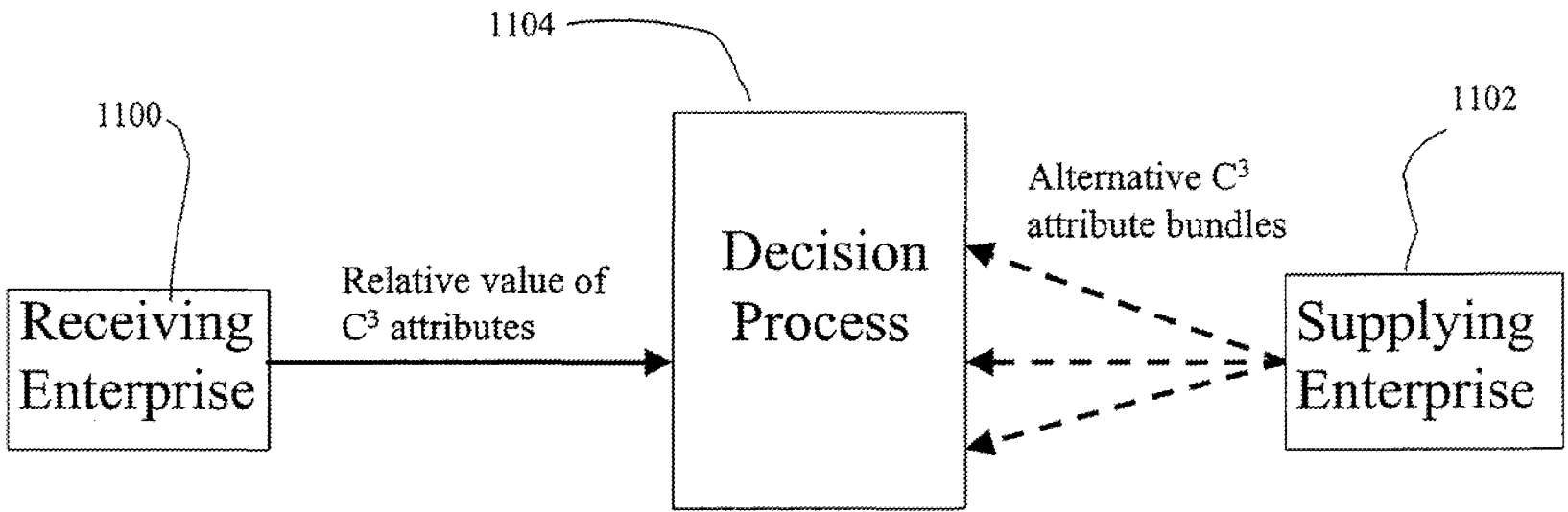


Fig. 11

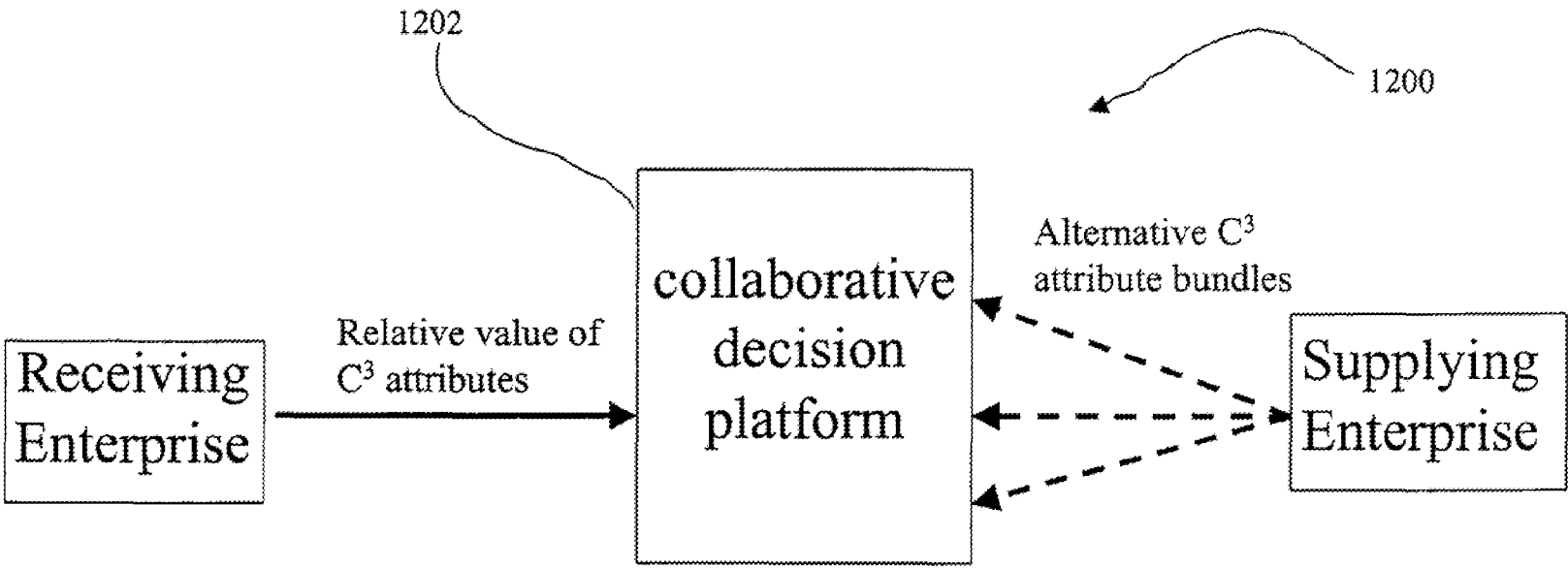


Fig. 12

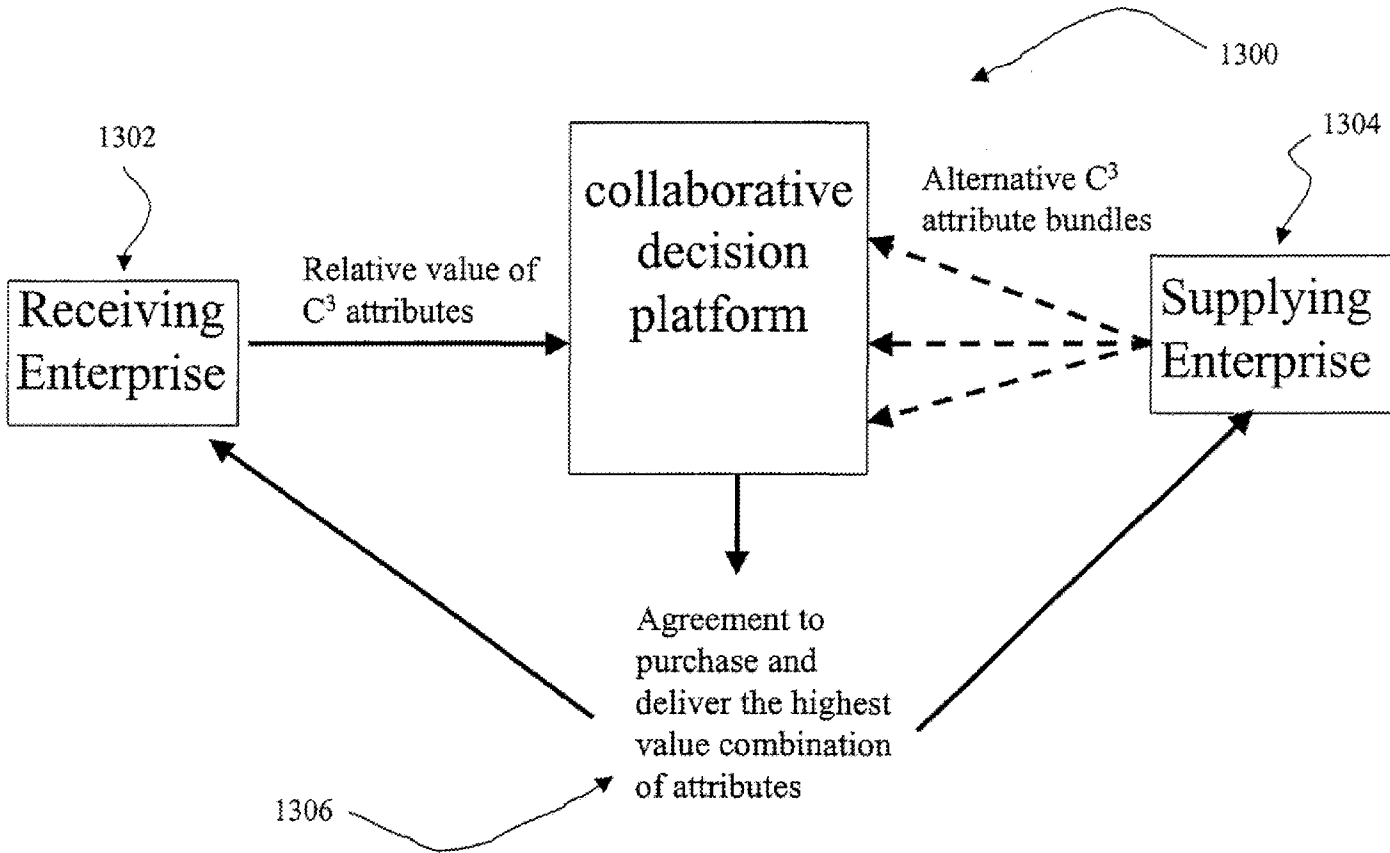


Fig. 13

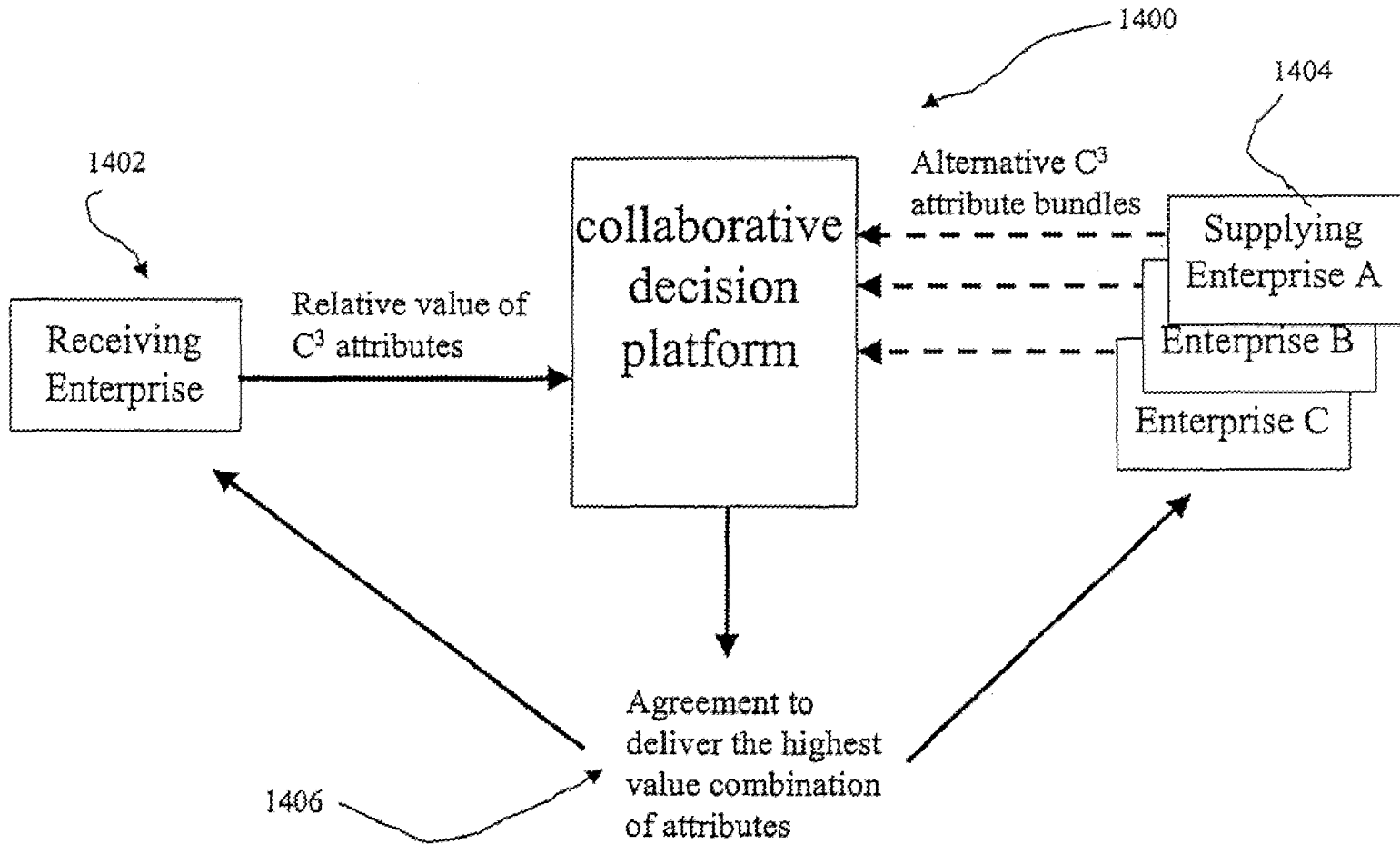


Fig. 14



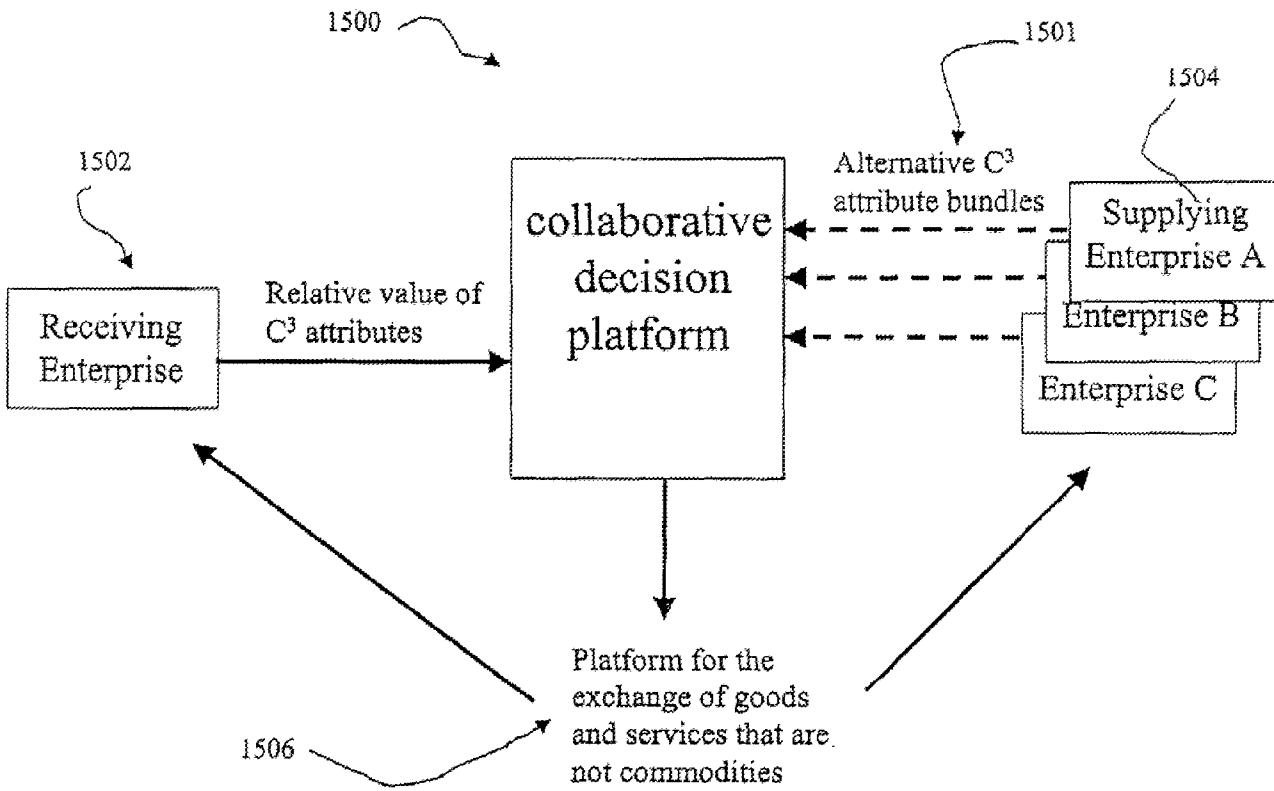


Fig. 15

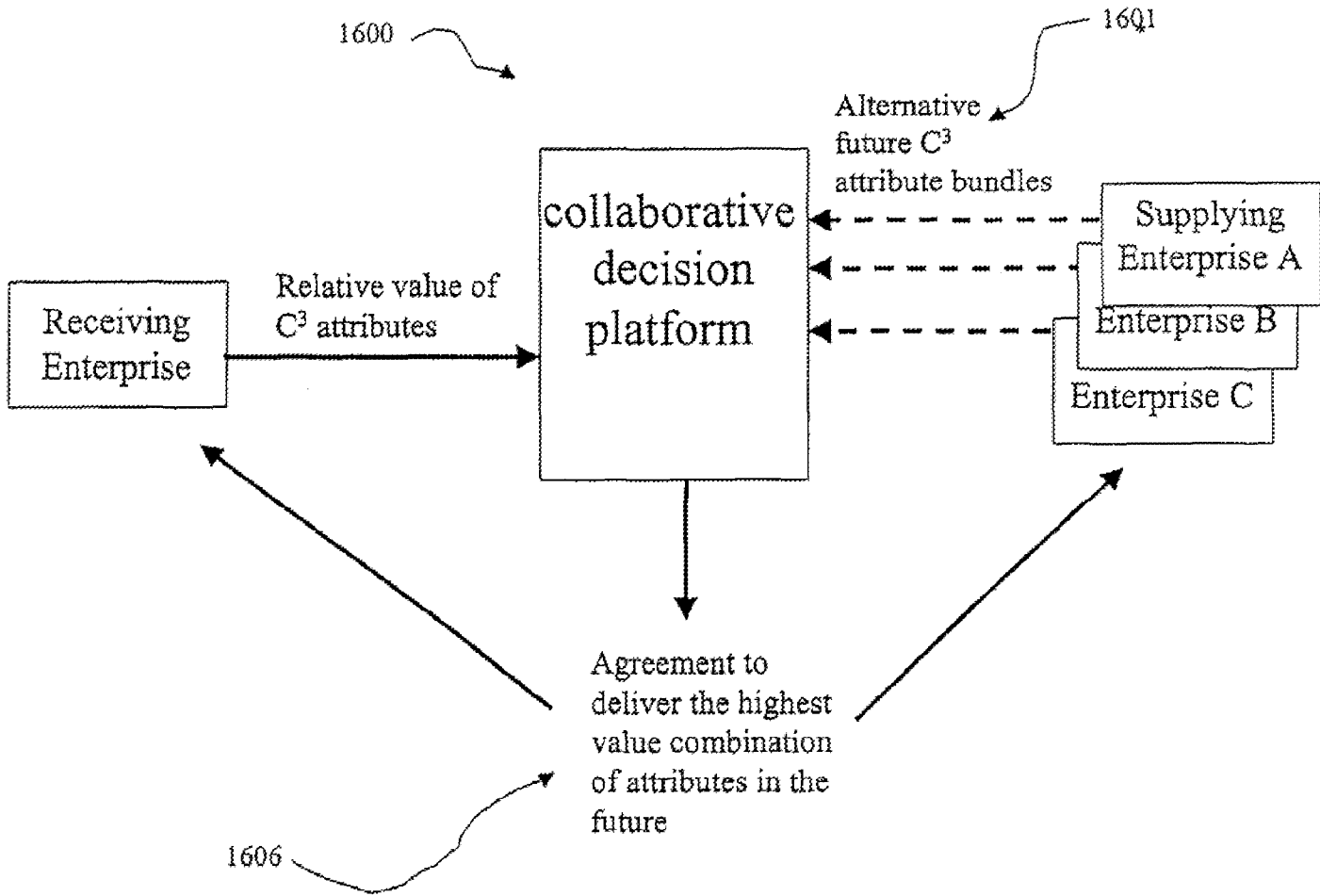


Fig. 16

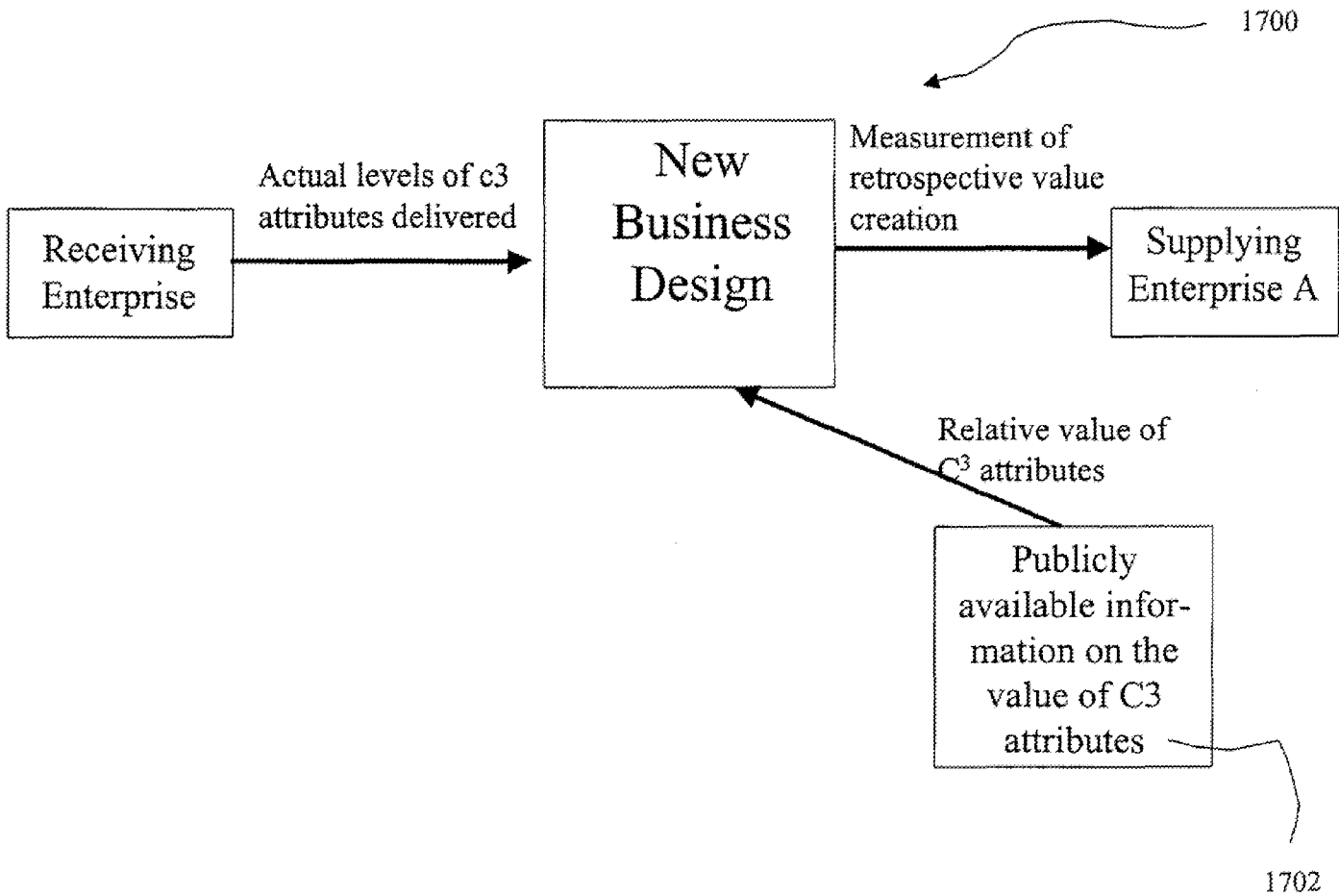


Fig. 17

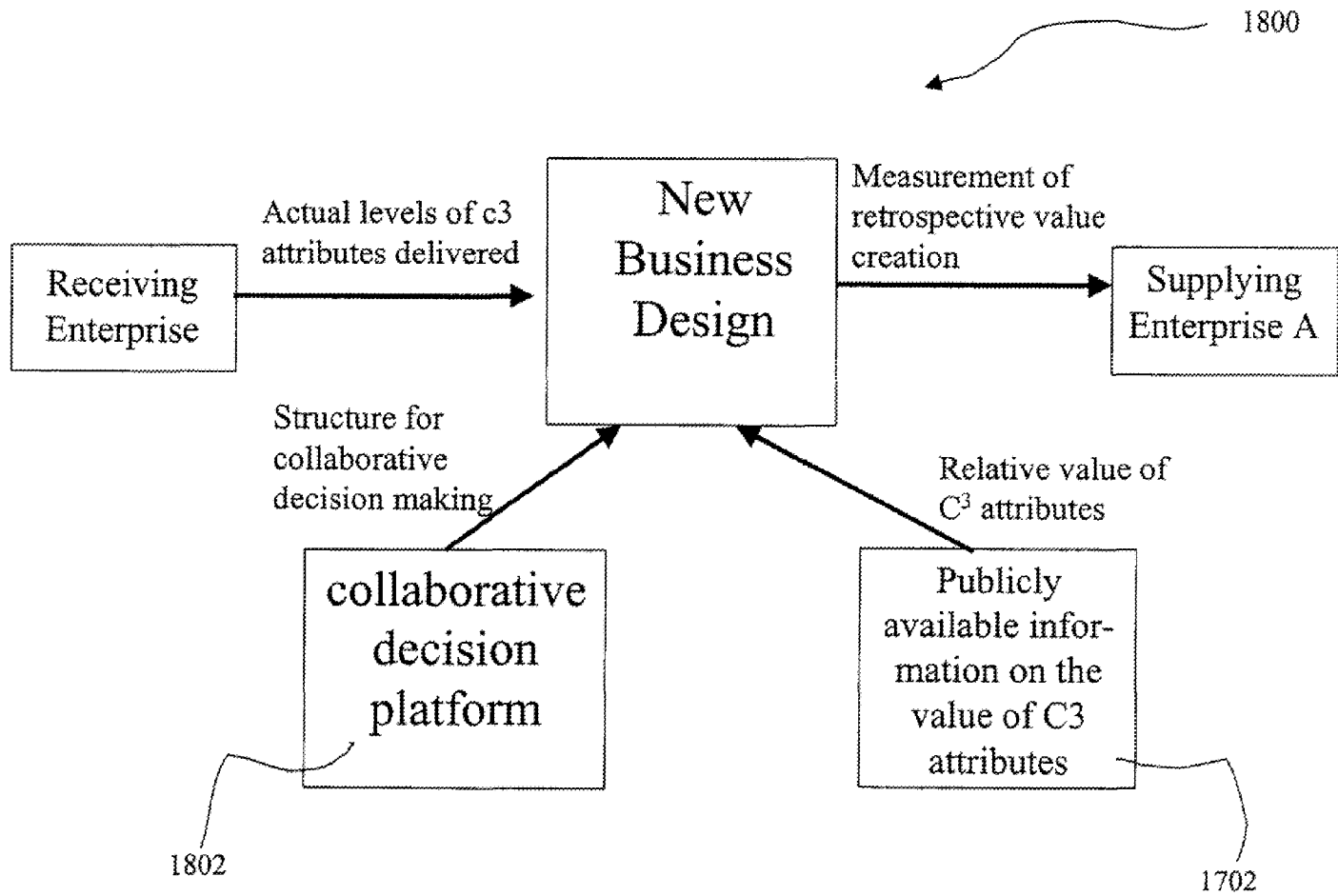


Fig. 18

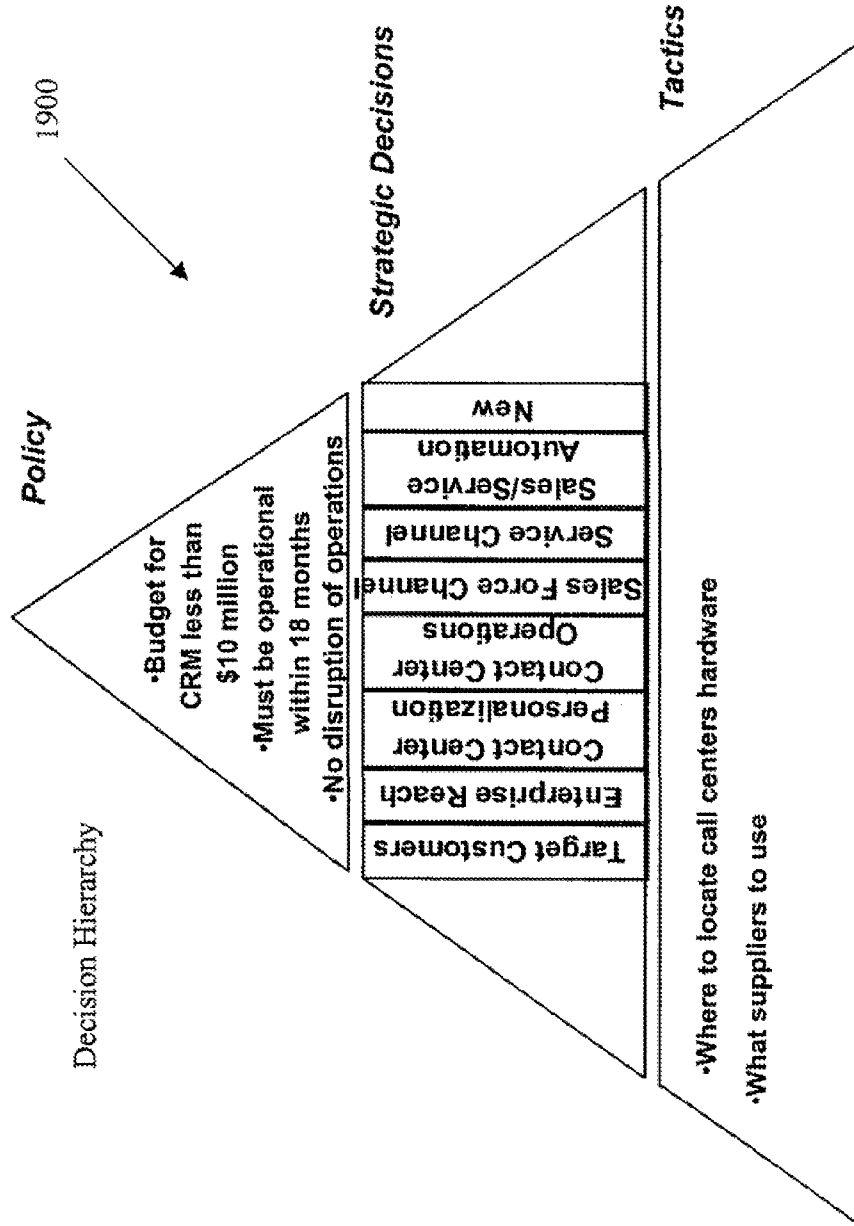


Fig. 19

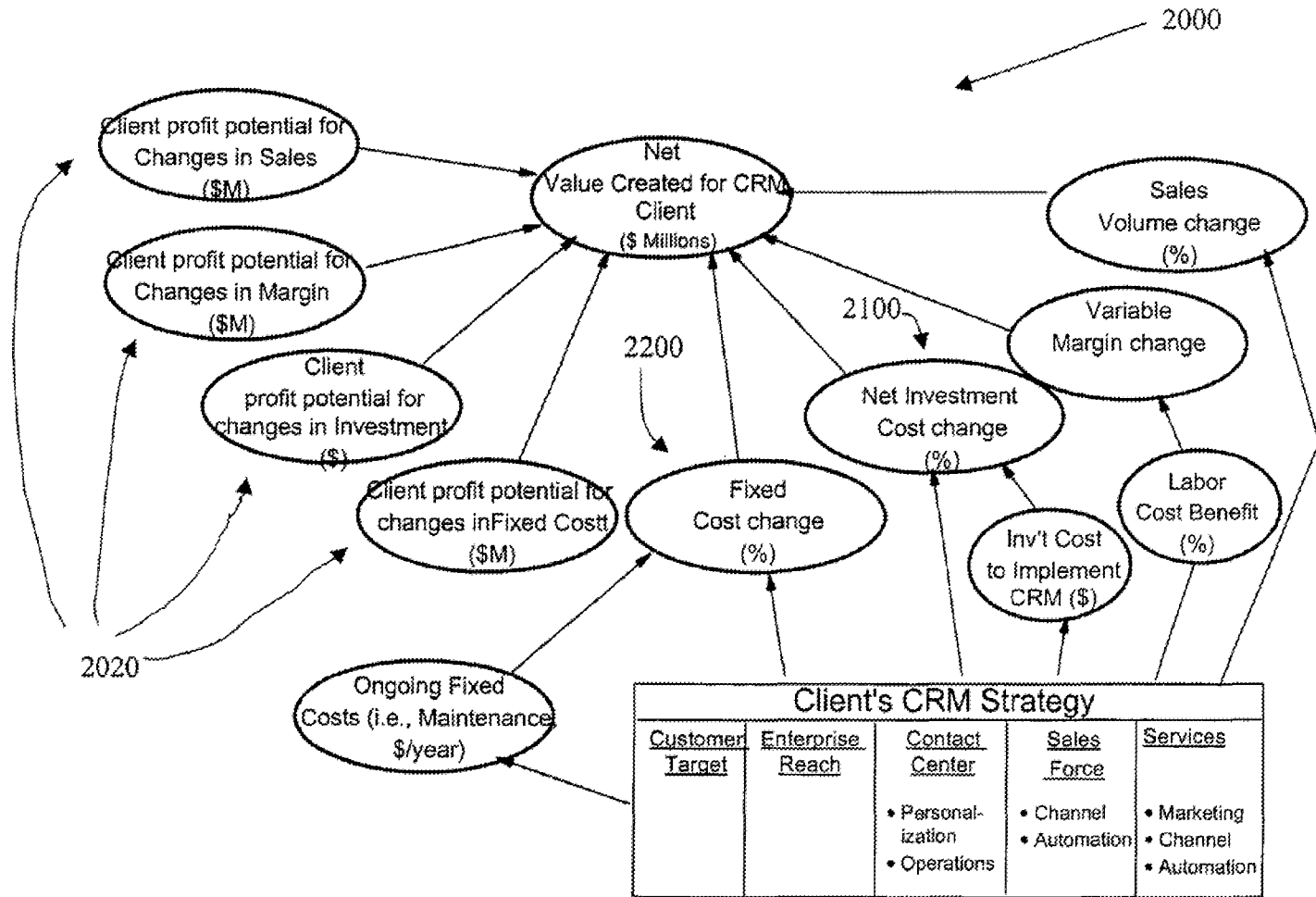


Fig. 20

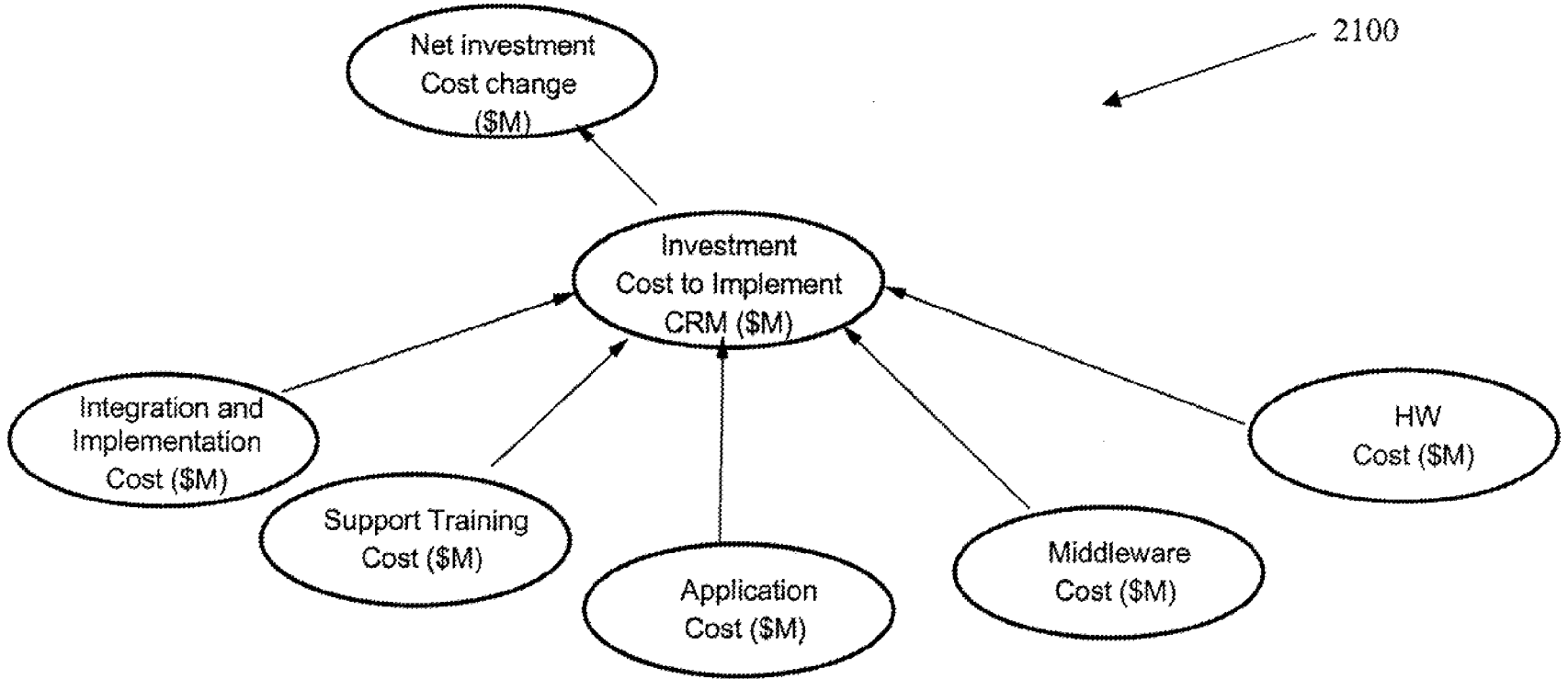


Fig. 21

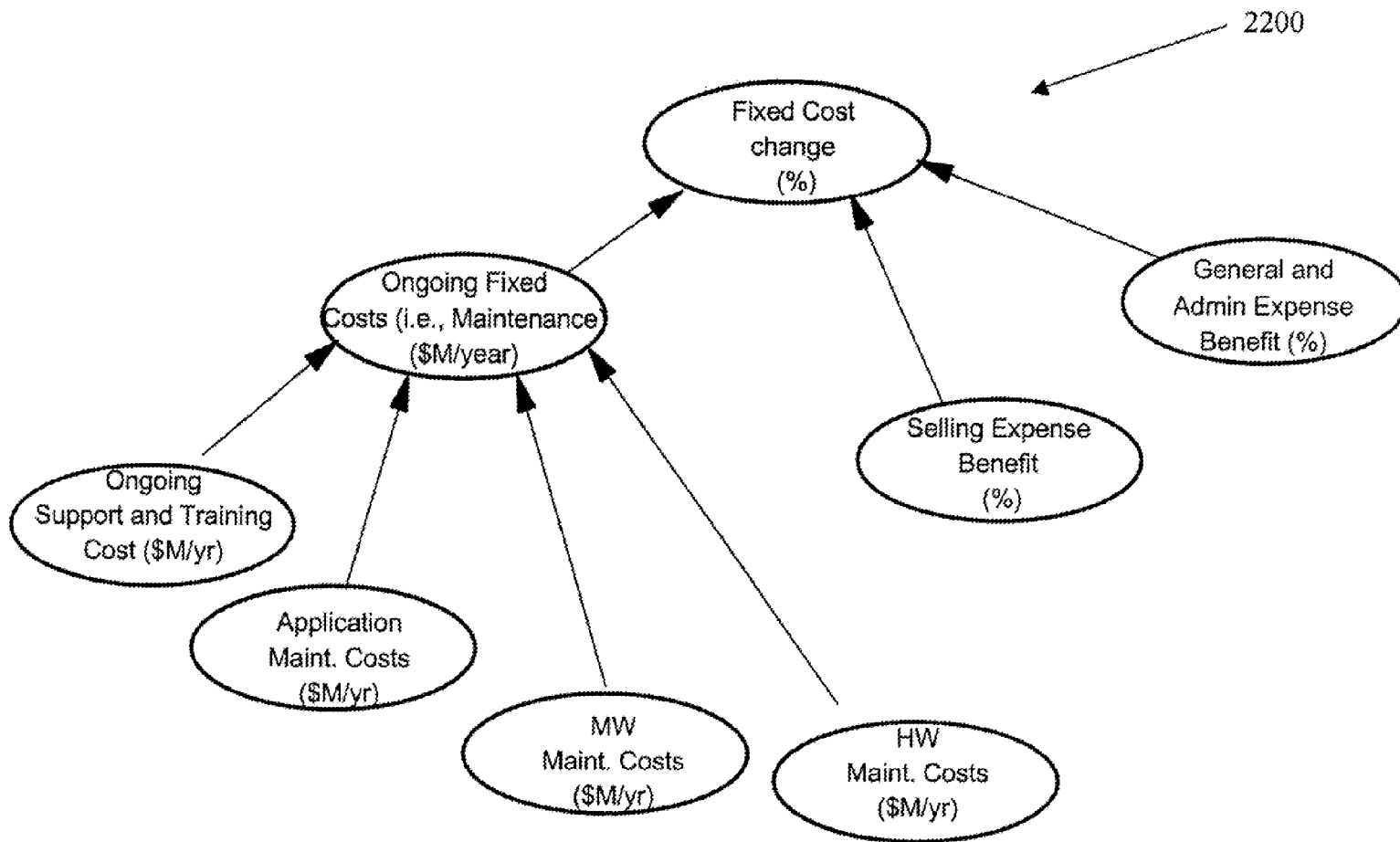


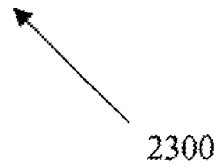
Fig. 22



Strategy Table

| Strategy Name   | Target Customers     | Enterprise | Contact Center Personalization | Contact Center Operations | Sales Force Channel | Service Channel | Sales/Service Automation | New |
|-----------------|----------------------|------------|--------------------------------|---------------------------|---------------------|-----------------|--------------------------|-----|
| Momentum        | Current              | Current    | One Size Fits All              | Outsource                 | Outsource           | Outsource       | None                     |     |
| Low Cost        | Lifetime Value       | New Region | Selected Segments              | Current                   | Tele Sales          | Tele Sales      | Multiple Legacy          |     |
| Increased Value | Deselect             | Global     | All Segments                   | Consolidate               | Indirect            | Indirect        | Package                  |     |
|                 | Consolidate Segments |            | Every Contact                  | Improve Efficiency        | Direct              | Direct          | Process Based            |     |
|                 | Needs/Wants          |            |                                | New                       | Combined            | Combined        |                          |     |
|                 |                      |            |                                |                           | Portal              | Portal          |                          |     |

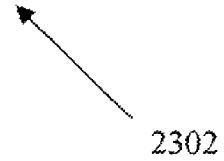
Fig. 23a



Strategy Table

| Strategy Name   | Target Customers     | Enterprise Reach | Contact Center Personalization | Contact Center Operations | Sales Force Channel | Service Channel | Sales/Service Automation | New |
|-----------------|----------------------|------------------|--------------------------------|---------------------------|---------------------|-----------------|--------------------------|-----|
| Momentum        | Current              | Current          | One Size Fits All              | Outsource                 | Outsource           | Outsource       | None                     |     |
| Low Cost        | Lifetime Value       | New Region       | Selected Segments              | Current                   | Tele Sales          | Tele Sales      | Multiple Legacy          |     |
| Increased Value | Deselect             | Global           | All Segments                   | Consolidate               | Indirect            | Indirect        | Package                  |     |
|                 | Consolidate Segments |                  | Every Contact                  | Improve Efficiency        | Direct              | Direct          | Process Based            |     |
|                 | Needs/Wants          |                  |                                | New                       | Combined            | Combined        |                          |     |
|                 |                      |                  |                                |                           | Portal              | Portal          |                          |     |

Fig. 23b



2302

Strategy Table

| Strategy Name   | Target Customers     | Enterprise Reach | Contact Center Personalization | Contact Center Operations | Sales Force Channel | Service Channel | Sales/Service Automation | New |
|-----------------|----------------------|------------------|--------------------------------|---------------------------|---------------------|-----------------|--------------------------|-----|
| Momentum        | Current              | Current          | One Size Fits All              | Outsource                 | Outsource           | Outsource       | None                     |     |
| Low Cost        | Lifetime Value       | New Region       | Selected Segments              | Current                   | Tele Sales          | Tele Sales      | Multiple Legacy          |     |
| Increased Value | Deselect             | Global           | All Segments                   | Consolidate               | Indirect            | Indirect        | Package                  |     |
|                 | Consolidate Segments |                  | Every Contact                  | Improve Efficiency        | Direct              | Direct          | Process Based            |     |
|                 | Needs/Wants          |                  |                                | New                       | Combined            | Combined        |                          |     |
|                 |                      |                  |                                |                           | Portal              | Portal          |                          |     |

Fig. 23c

2304

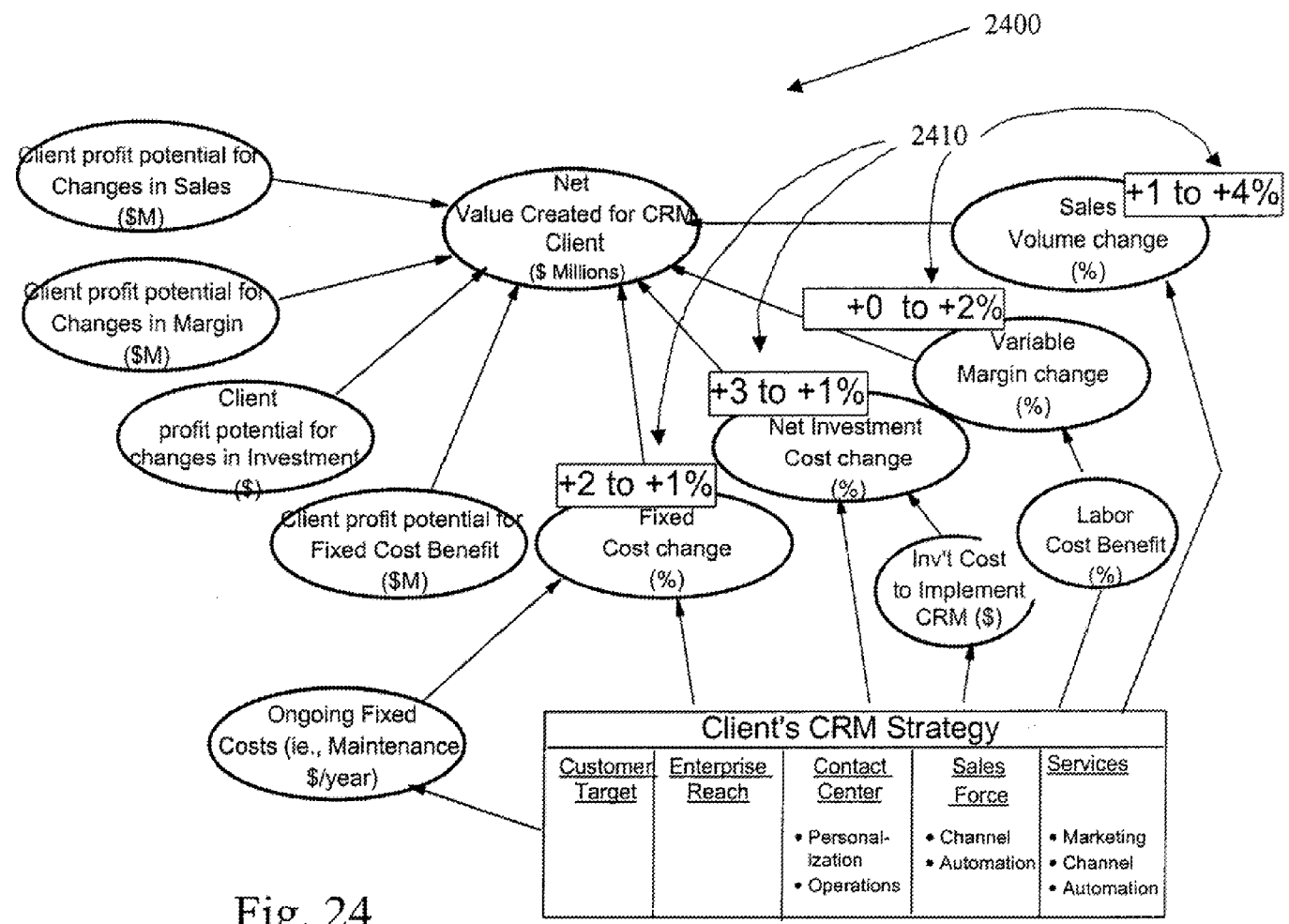


Fig. 24

|                      | Value of a one percent increase in the C3 attribute                       | Value of a one percent increase in the C3 attribute                           |
|----------------------|---|---|
| <b>C3 Attribute</b>  | <b>Typical New Vehicle for Automotive manufacturer (\$ Millions/year)</b> | <b>Typical new software product for technology company (\$ Millions/year)</b> |
| Sales Volume (units) | 100   | 40  |
| Variable Margin (%)  | 170   | 15  |
| Investment Cost (\$) | -20   | -3  |
| Fixed Cost (\$)      | -10   | -30   |


2500 

Fig. 25

| C3 Attribute         | Value of a one percent increase in the C3 attribute for a typical New Vehicle for Automotive manufacturer (\$ Millions/year) | Alternative 3: Best Buy/ Cost -Driven<br>(Percent increase in the C3 attribute) | Total value for C3 attribute increase (\$ Millions/year) |
|----------------------|--|---|--|
| Sales Volume (units) | 100  | +2  | 200  |
| Variable Margin (%)  | 170  | +1  | 170  |
| Investment Cost (\$) | -20  | +2  | -40  |
| Fixed Cost (\$)      | -10  | +2  | -20  |
| Total                |  |   | 310  |

2600



Fig. 26

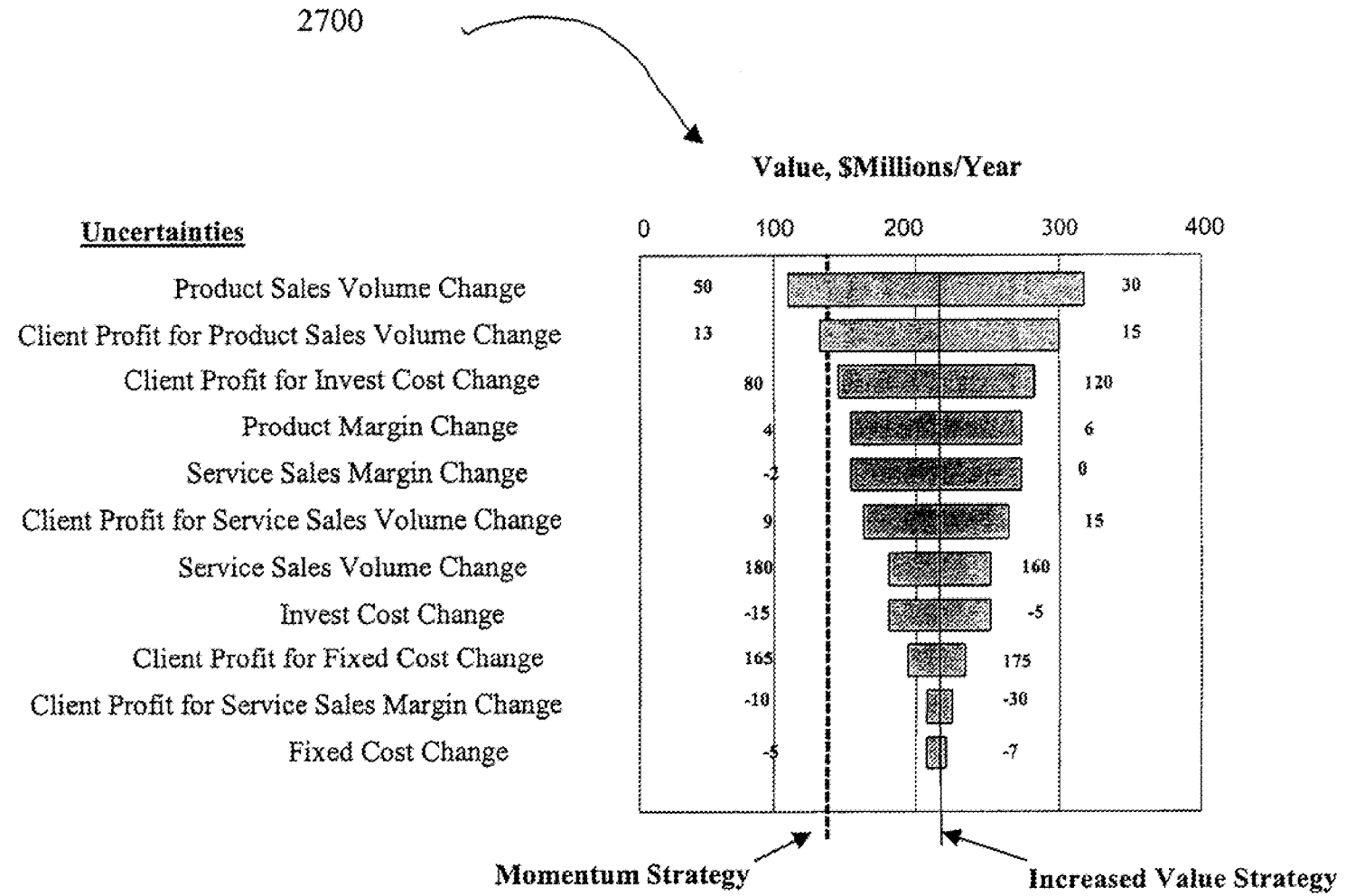


Fig. 27

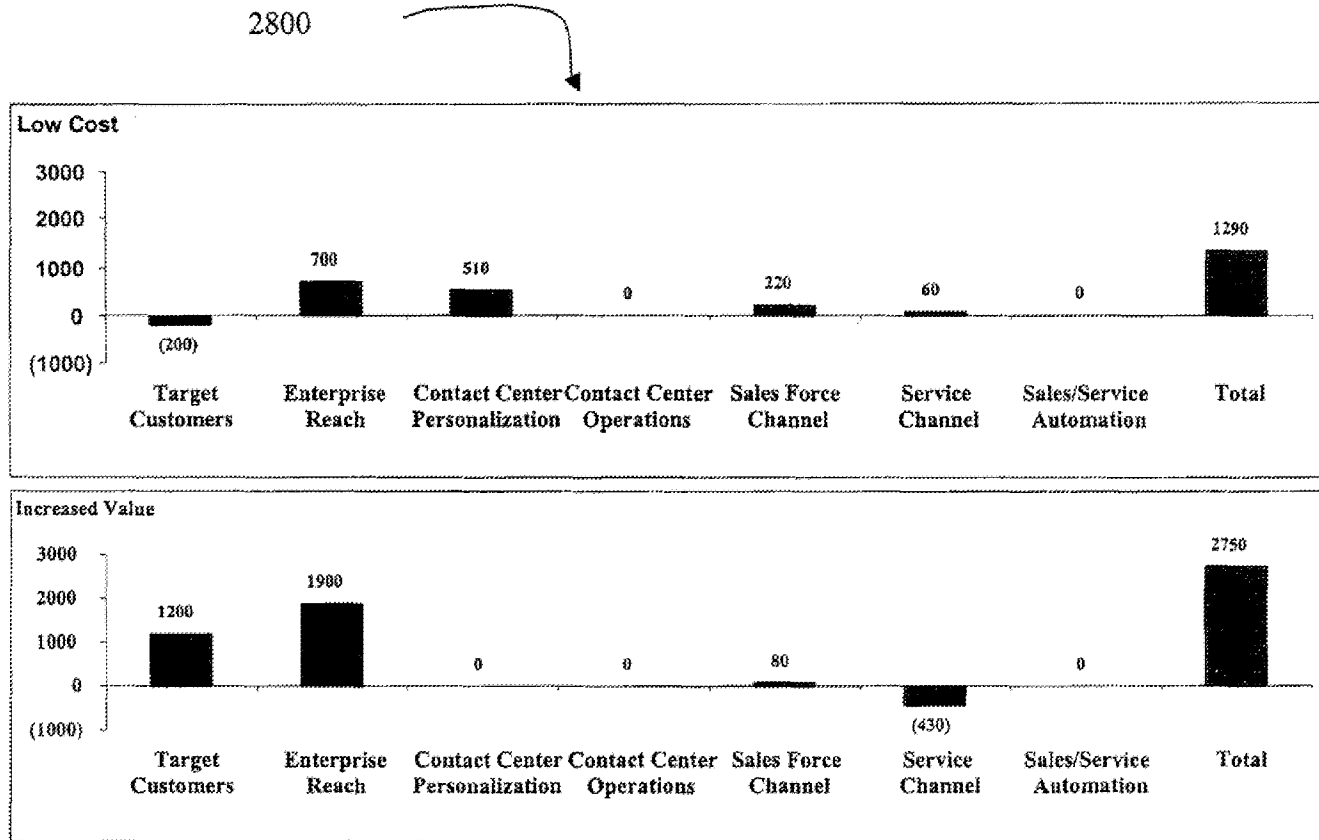


Fig. 28

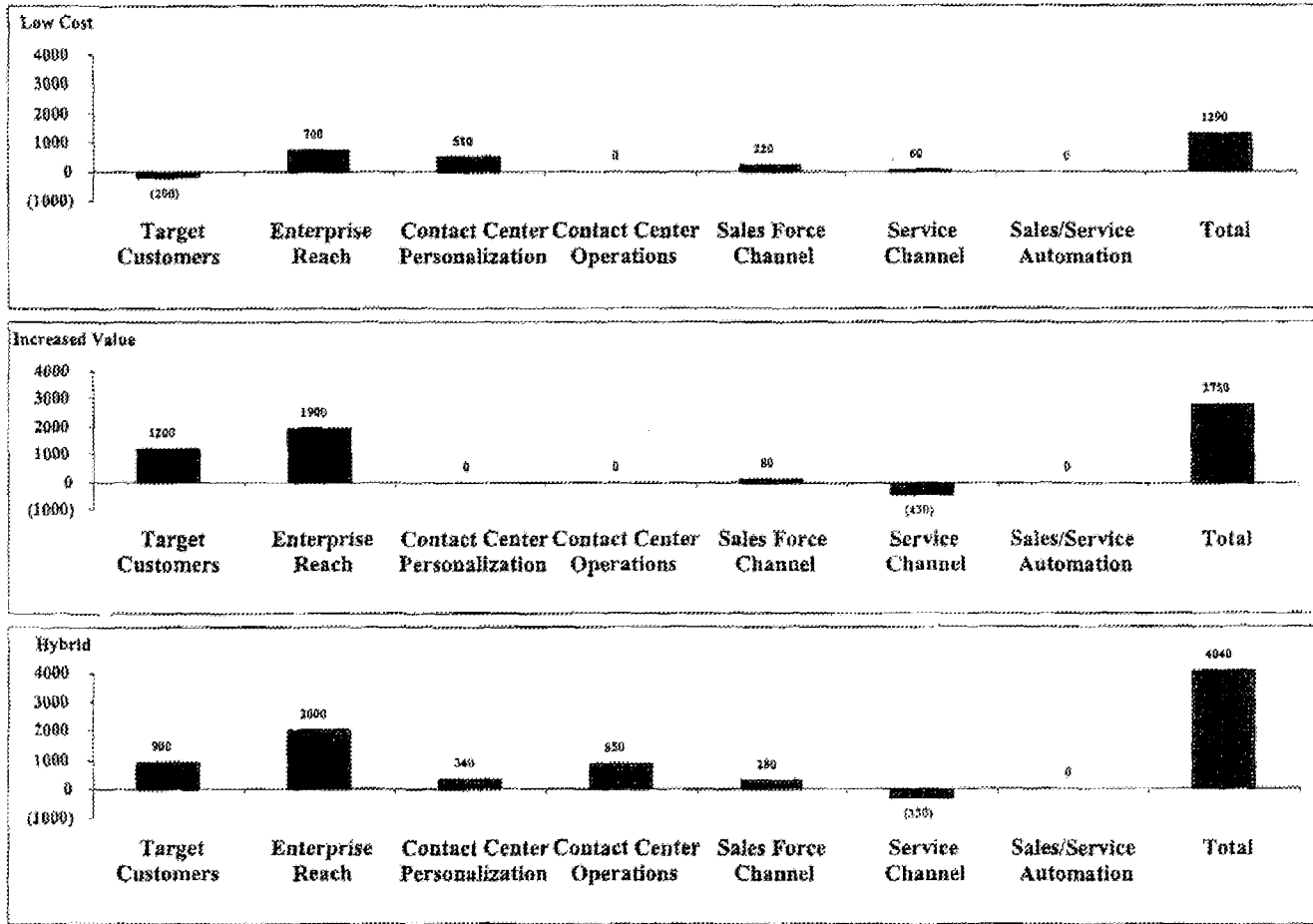


2900

**Strategy Table**

| Strategy Name   | Target Customers                    | Enterprise Reach | Contact Center Personalization | Contact Center Operations | Sales Force Channel | Service Channel | Sales/Service Automation | New |
|-----------------|-------------------------------------|------------------|--------------------------------|---------------------------|---------------------|-----------------|--------------------------|-----|
| Momentum        | Current                             | Current          | One Size Fits All              | Outsource                 | Outsource           | Outsource       | None                     |     |
| Low Cost        | Lifetime Value                      | New Region       | Selected Segments              | Current                   | Tele Sales          | Tele Sales      | Multiple Legacy          |     |
| Increased Value | Deselect                            | Global           | All Segments                   | Consolidate               | Indirect            | Indirect        | Package                  |     |
| Hybrid          | Consolidate Segments<br>Needs/Wants |                  | Every Contact                  | Improve Efficiency        | Direct              | Direct          | Process Based            |     |
|                 |                                     |                  |                                | New                       | Combined            | Combined        |                          |     |
|                 |                                     |                  |                                |                           | Portal              | Portal          |                          |     |

Fig. 29



3000

Fig. 30

**DECISION-MAKING SYSTEM, METHOD  
AND COMPUTER PROGRAM PRODUCT**

## RELATED APPLICATION(S)

This is a continuation application of prior application Ser. No. 11/045,543 filed on Jan. 28, 2005 now U.S. Pat. No. 7,401,059 which is a continuation of application Ser. No. 09/708,154 filed on Nov. 7, 2000 which has issued under U.S. Pat. No. 6,876,991, and which claims the priority of a previously filed provisional application with the title "Collaborative Decision Platform" filed Nov. 8, 1999 under Ser. No. 60/163,984, which are each incorporated herein by reference in their entirety.

## FIELD OF THE INVENTION

The present invention relates to decision making logic, and more particularly to a computer-based platform which supports a decision making process.

## BACKGROUND OF THE INVENTION

One of the first recorded decision making processes was proposed in the 18<sup>th</sup> century when Benjamin Franklin suggested a process by which one of two decision alternatives could be selected through listing advantages of the alternatives side by side and canceling out advantages or groups of advantages judged to be equal on both sides. Subsequently many decision processes have been proposed and are in use today. These include popular ones, such as Kepner-Tregoe where criteria for making the decision are listed and the alternatives are assessed (on a scale from 1 to 10) as to how they perform on each of the criteria. The criteria are also weighted on a similar scale and the best alternative is judged to be the highest dot product of the criteria weights and the respective assessments for the alternative against the criteria. Various modifications to this basic process in order to take into account complexities of having multiple decision makers, refining the assessment process through pair-wise comparison, etc., have resulted in many other such decision processes such as Value Management, Analytic Hierarchy Process, and others. There are also several methodologies (such as decision analyses using decision trees and probability methods) aimed at assisting a decision-maker think through the options one has in making a decision and potential outcomes of each option. However many of these decision processes are in fact not processes, but only individual tools to compare pre-defined alternatives within a pre-specified problem frame.

In order to create a process which enables multiple decision makers to make strategic decisions in organizationally and technically complex circumstances, the Dialogue Decision Process (DDP) was proposed as a sequence of four steps (framing, alternatives, analysis, connection) and is well described in literature [Barabba, V. P., *Meeting of the Minds*, Harvard Business Press, and other sources].

However to date, a short-coming of the process above as well as other processes, is that there has been no way to ensure that it can be applied to any decision regardless of type, complexity or number of decision makers. Furthermore, there has been no software that supports the complete sequence of these steps since each decision tends to be unique. This has resulted in each instantiation of decision processes being tailored to a particular decision. In the case of DDP, this has resulted in the process being a relatively sophisticated tool only used in certain circumstances and only when facilitated by experienced practitioners.

There is therefore a need for a computer-implemented method which may be utilized for implementing DDP in different environments in a universal manner.

## SUMMARY

A system, method and computer program product are adapted for providing a collaborative decision platform adapted to run on a computer. Initially, an application capable of performing decision logic is executed. Information is then retrieved from a database in accordance with the decision logic. Information is also exchanged with the users in accordance with the decision logic utilizing a user interface. The information is then processed utilizing the decision logic.

## BRIEF DESCRIPTION OF THE DRAWINGS

FIG. 1 illustrates a method for providing a collaborative decision platform adapted to run on a computer;

FIG. 1a illustrates a system by which the method of FIG. 1 may be carried out;

FIG. 1b illustrates a networked decision making environment in accordance with one embodiment or the present invention;

FIG. 2 shows a representative hardware environment on which the collaborative decision platform of FIG. 1a may be implemented;

FIG. 3 illustrates an example of Framing in accordance with one embodiment of the present invention;

FIG. 3a illustrates various logic associated with the Framing process of the present invention;

FIG. 4 illustrates an example of Alternatives in accordance with one embodiment of the present invention;

FIG. 4a illustrates various logic associated with the Alternatives process of the present invention which is capable of handling its various input for the purpose of generating a strategy table;

FIG. 5 illustrates an example of Analysis in accordance with one embodiment of the present invention;

FIG. 5a illustrates various logic associated with the Analysis process of the present invention;

FIG. 6 illustrates an example of Connection in accordance with one embodiment of the present invention;

FIG. 6a illustrates various logic associated with the Connection process of the present invention;

FIG. 7 illustrates the various logical connectivity between the various inputs and outputs of the Framing, Alternatives, Analysis, and Connection logic that comprises the users' interface;

FIGS. 8a-i illustrate an example of an application of the various logic components set forth in FIGS. 3-7;

FIG. 9 illustrates a method for affording customer-centric collaborative decision making in a business-to-business framework;

FIGS. 9a and 10 illustrates tables associated with the method of FIG. 9;

FIG. 11 is a schematic diagram showing the customer-centric collaborative protocol;

FIG. 12 illustrates a first example of the embodiment set forth in FIG. 11;

FIG. 13 illustrates a second example of the embodiment set forth in FIG. 11;

FIGS. 14 and 15 illustrates third and fourth examples, respectively, of the embodiment set forth in FIG. 11, where an industry independent, open and scalable platform is provided for business-to business exchange of existing goods and services that are not commodities;

FIG. 16 illustrates a fifth example of the embodiment set forth in FIG. 11, where an industry independent, open and scalable platform is provided for B2B real-time collaboration in the definition of future, non-existent goods and services;

FIGS. 17 and 18 illustrate sixth and seventh examples, respectively, of the embodiment set forth in FIG. 11, where a new business design is provided that assists business-to-business enterprises in measuring the value creation for its customers; and

FIGS. 19 through 30 illustrate an exemplary application of the customer centric collaborative protocol.

#### DETAILED DESCRIPTION

FIG. 1 illustrates a method 100 for providing a collaborative decision platform adapted to run on a computer. Initially, an application capable of performing decision logic is executed. See operation 102.

Information is then retrieved from a database in accordance with the decision logic, as indicated in operation 104. Information is then delivered to and received from a user in accordance with the decision logic utilizing a user interface. Note operation 106. The information is then processed in operation 108 utilizing the decision logic.

In use, the foregoing steps are carried out by a collaborative decision platform capable of retrieving and receiving the information, and processing such information for different purposes by executing different applications each capable of performing different decision logic. Note operation 110. It should be noted that the various steps set forth hereinabove may be carried out using universal modules capable of interfacing with different applications.

FIG. 1a illustrates a system 120 by which the foregoing method of FIG. 1 may be carried out. As shown, a collaborative decision platform 122 is provided which has an interface 125 with at least one application 124 for executing the decision logic, as set forth in operation 102 of FIG. 1. Further included is a database 126, which has an interface 127 with the collaborative decision platform 122 in accordance with operation 104 of FIG. 1. Further, a user interface 128 is provided for receiving information from and providing information to the users. The interfaces 125, 127, and 128 are defined by the collaborative decision platform 122. The users may be an important element of the system 120. Note the two-headed arrow representing the users' interface 128 with the collaborative decision platform 122 to indicate the interaction, while the single arrowhead of the interface 125 and 127 indicates input. Note operation 106 of FIG. 1. The collaborative decision platform 122 may be run on any type of hardware architecture 130.

As set forth earlier, the various steps of FIG. 1 may be carried out using universal modules capable of interfacing with different applications. Such different applications 124 may be capable of performing decision logic relating to any type of decision-making process (e.g. financial, medical, buying a house, selecting a corporate strategy, etc.). In use, the collaborative decision platform 122 enables decision-making processes through the sequence and connectivity of a set of common displays, which describes the decision to be made. The collaborative decision platform 122 further enables asynchronous, remote decision-making processes, i.e. the ability to have different people input data into the set of common displays at different times, and from different places. Further, the database 126 may take the form of any one or a plurality of databases which may or may not be interconnected via a

network such as the Internet. To this end, the present embodiment is designed to foster clear and conscientious decision-making.

FIG. 1b illustrates a plurality of network 130 of decision environments for allowing enterprises to learn more rapidly and coordinate more effectively. Such a network of decision environments each include at least one collaborative user interface which each communicate with an enterprise learning and coordination module 132 that may include one or more collaborative decision platforms 122. Such a network 130 may allow the decision environments to be a physical arrangement optimized for human decision making or a virtual environment consisting of only the computer hardware and the collaborative decision platform 122.

FIG. 2 shows a representative hardware environment on which the collaborative decision platform 122 of FIG. 1a may be implemented. Such figure illustrates a typical hardware configuration of a workstation in accordance with a preferred embodiment having a central processing unit 210, such as a microprocessor, and a number of other units interconnected via a system bus 212.

The workstation shown in FIG. 2 includes a Random Access Memory (RAM) 214, Read Only Memory (ROM) 216, an I/O adapter 218 for connecting peripheral devices such as disk storage units 220 to the bus 212, a user interface adapter 222 for connecting a keyboard 224, a mouse 226, a speaker 228, a microphone 223, and/or other user interface devices such as a touch screen (not shown) to the bus 212, communication adapter 234 for connecting the workstation to a communication network 235 (e.g., a data processing network) and a display adapter 236 for connecting the bus 212 to a display device 238.

The workstation typically has resident thereon an operating system such as the Microsoft Windows NT or Windows/95 Operating System (OS), the IBM OS/2 operating system, the MAC OS, or UNIX operating system. Those skilled in the art will appreciate that the present invention may also be implemented on platforms and operating systems other than those mentioned.

A preferred embodiment is written using JAVA, C, and the C++ language and utilizes object oriented programming methodology. Object oriented programming (OOP) has become increasingly used to develop complex applications. As OOP moves toward the mainstream of software design and development, various software solutions require adaptation to make use of the benefits of OOP. A need exists for these principles of OOP to be applied to a messaging interface of an electronic messaging system such that a set of OOP classes and objects for the messaging interface can be provided.

OOP is a process of developing computer software using objects, including the steps of analyzing the problem, designing the system, and constructing the program. An object is a software package that contains both data and a collection of related structures and procedures. Since it contains both data and a collection of structures and procedures, it can be visualized as a self-sufficient component that does not require other additional structures, procedures or data to perform its specific task. OOP, therefore, views a computer program as a collection of largely autonomous components, called objects, each of which is responsible for a specific task. This concept of packaging data, structures, and procedures together in one component or module is called encapsulation.

In general, OOP components are reusable software modules which present an interface that conforms to an object model and which are accessed at run-time through a component integration architecture. A component integration architecture is a set of architecture mechanisms which allow soft-

ware modules in different process spaces to utilize each other's capabilities or functions. This is generally done by assuming a common component object model on which to build the architecture. It is worthwhile to differentiate between an object and a class of objects at this point. An object is a single instance of the class of objects, which is often just called a class. A class of objects can be viewed as a blueprint, from which many objects can be formed.

OOP allows the programmer to create an object that is a part of another object. For example, the object representing a piston engine is said to have a composition-relationship with the object representing a piston. In reality, a piston engine comprises a piston, valves and many other components; the fact that a piston is an element of a piston engine can be logically and semantically represented in OOP by two objects.

OOP also allows creation of an object that "depends from" another object. If there are two objects, one representing a piston engine and the other representing a piston engine wherein the piston is made of ceramic, then the relationship between the two objects is not that of composition. A ceramic piston engine does not make up a piston engine. Rather it is merely one kind of piston engine that has one more limitation than the piston engine; its piston is made of ceramic. In this case, the object representing the ceramic piston engine is called a derived object, and it inherits all of the aspects of the object representing the piston engine and adds further limitation or detail to it. The object representing the ceramic piston engine "depends from" the object representing the piston engine. The relationship between these objects is called inheritance.

When the object or class representing the ceramic piston engine inherits all of the aspects of the objects representing the piston engine, inherits the thermal characteristics of a standard piston defined in the piston engine class. However, the ceramic piston engine object overrides these ceramic specific thermal characteristics, which are typically different from those associated with a metal piston. It skips over the original and uses new functions related to ceramic pistons. Different kinds of piston engines have different characteristics, but may have the same underlying functions associated with it (e.g., how many pistons in the engine, ignition sequences, lubrication, etc.). To access each of these functions in any piston engine object, a programmer would call the same functions with the same names, but each type of piston engine may have different/overriding implementations of functions behind the same name. This ability to hide different implementations of a function behind the same name is called polymorphism and it greatly simplifies communication among objects.

With the concepts of composition-relationship, encapsulation, inheritance and polymorphism, an object can represent just about anything in the real world. In fact, one's logical perception of the reality is the only limit on determining the kinds of things that can become objects in object-oriented software. Some typical categories are as follows:

Objects can represent physical objects, such as automobiles in a traffic-flow simulation, electrical components in a circuit-design program, countries in an economics model, or aircraft in an air-control system.

Objects can represent elements of the computer-user environment such as windows, menus or graphics objects.

An object can represent an inventory, such as a personnel file or a table of the latitudes and longitudes of cities.

An object can represent user-defined data types such as time, angles, and complex numbers, or points on the plane.

With this enormous capability of an objects to represent just about any logically separable matters, OOP allows the software developer to design and implement a computer program that is a model of some aspects of reality, whether that reality is a physical entity, a process, a system, or a composition of matter. Since the object can represent anything, the software developer can create an object which can be used as a component in a larger software project in the future.

If 90% of a new OOP software program consists of proven, existing components made from preexisting reusable objects, then only the remaining 10% of the new software project has to be written and tested from scratch. Since 90% already came from an inventory of extensively tested reusable objects, the potential domain from which an error could originate is 10% of the program. As a result, OOP enables software developers to build objects out of other, previously built objects.

This process closely resembles complex machinery being built out of assemblies and sub-assemblies. OOP technology, therefore, make software engineering more like hardware engineering in that software is built from existing components, which are available to the developer as objects. All this adds up to an improved quality of the software as well as an increased speed of its development.

Programming languages are beginning to fully support the OOP principles, such as encapsulation, inheritance, polymorphism, and composition-relationship. With the advent of the C++ language, many commercial software developers have embraced OOP. C++ is an OOP language that offers a fast, machine-executable code. Furthermore, C++ is suitable for both commercial-application and systems-programming projects. For now, C++ appears to be the most popular choice among many OOP programmers, but there is a host of other OOP languages, such as Smalltalk, Common Lisp Object System (CLOS), and Eiffel. Additionally, OOP capabilities are being added to more traditional popular computer programming languages such as Pascal.

The benefits of object classes can be summarized, as follows:

Objects and their corresponding classes break down complex programming problems into many smaller, simpler problems.

Encapsulation enforces data abstraction through the organization of data into small, independent objects that can communicate with each other. Encapsulation protects the data in an object from accidental damage, but allows other objects to interact with that data by calling the object's member functions and structures.

Subclassing and inheritance make it possible to extend and modify objects through deriving new kinds of objects from the standard classes available in the system. Thus, new capabilities are created without having to start from scratch.

Polymorphism and multiple inheritance make it possible for different programmers to mix and match characteristics of many different classes and create specialized objects that can still work with related objects in predictable ways.

Class hierarchies and containment hierarchies provide a flexible mechanism for modeling real-world objects and the relationships among them.

Libraries of reusable classes are useful in many situations, but they also have some limitations. For example:

Complexity. In a complex system, the class hierarchies for related classes can become extremely confusing, with many dozens or even hundreds of classes.

Flow of control. A program written with the aid of class libraries is still responsible for the flow of control (i.e., it

must control the interactions among all the objects created from a particular library). The programmer has to decide which functions to call at what times for which kinds of objects.

Duplication of effort. Although class libraries allow programmers to use and reuse many small pieces of code, each programmer puts those pieces together in a different way. Two different programmers can use the same set of class libraries to write two programs that do exactly the same thing but whose internal structure (i.e., design) may be quite different, depending on hundreds of small decisions each programmer makes along the way. Inevitably, similar pieces of code end up doing similar things in slightly different ways and do not work as well together as they should.

Class libraries are very flexible. As programs grow more complex, more programmers are forced to reinvent basic solutions to basic problems over and over again. A relatively new extension of the class library concept is to have a framework of class libraries. This framework is more complex and consists of significant collections of collaborating classes that capture both the small scale patterns and major mechanisms that implement the common requirements and design in a specific application domain. They were first developed to free application programmers from the chores involved in displaying menus, windows, dialog boxes, and other standard user interface elements for personal computers.

Frameworks also represent a change in the way programmers think about the interaction between the code they write and code written by others. In the early days of procedural programming, the programmer called libraries provided by the operating system to perform certain tasks, but basically the program executed down the page from start to finish, and the programmer was solely responsible for the flow of control. This was appropriate for printing out paychecks, calculating a mathematical table, or solving other problems with a program that executed in just one way.

The development of graphical user interfaces began to turn this procedural programming arrangement inside out. These interfaces allow the user, rather than program logic, to drive the program and decide when certain actions should be performed. Today, most personal computer software accomplishes this by means of an event loop which monitors the mouse, keyboard, and other sources of external events and calls the appropriate parts of the programmer's code according to actions that the user performs. The programmer no longer determines the order in which events occur. Instead, a program is divided into separate pieces that are called at unpredictable times and in an unpredictable order. By relinquishing control in this way to users, the developer creates a program that is much easier to use. Nevertheless, individual pieces of the program written by the developer still call libraries provided by the operating system to accomplish certain tasks, and the programmer must still determine the flow of control within each piece after it's called by the event loop. Application code still "sits on top of" the system.

Even event loop programs require programmers to write a lot of code that should not need to be written separately for every application. The concept of an application framework carries the event loop concept further. Instead of dealing with all the nuts and bolts of constructing basic menus, windows, and dialog boxes and then making these things all work together, programmers using application frameworks start with working application code and basic user interface elements in place. Subsequently, they build from there by replacing some of the generic capabilities of the framework with the specific capabilities of the intended application.

Application frameworks reduce the total amount of code that a programmer has to write from scratch. However, because the framework is really a generic application that displays windows, supports copy and paste, and so on, the programmer can also relinquish control to a greater degree than event loop programs permit. The framework code takes care of almost all event handling and flow of control, and the programmer's code is called only when the framework needs it (e.g., to create or manipulate a proprietary data structure).

A programmer writing a framework program not only relinquishes control to the user (as is also true for event loop programs), but also relinquishes the detailed flow of control within the program to the framework. This approach allows the creation of more complex systems that work together in interesting ways, as opposed to isolated programs, having custom code, being created over and over again for similar problems.

Thus, as is explained above, a framework basically is a collection of cooperating classes that make up a reusable design solution for a given problem domain. It typically includes objects that provide default behavior (e.g., for means and windows), and programmers use it by inheriting some of that default behavior and overriding other behavior so that the framework calls application code at the appropriate times.

There are three main differences between frameworks and class libraries:

Behavior versus protocol. Class libraries are essentially collections of behaviors that you can call when you want those individual behaviors in your program. A framework, on the other hand, provides not only behavior but also the protocol or set of rules that govern the ways in which behaviors can be combined, including rules for what a programmer is supposed to provide versus what the framework provides.

Call versus override. With a class library, the code the programmer instantiates objects and calls their member functions. It's possible to instantiate and call objects in the same way with a framework (i.e., to treat the framework as a class library), but to take full advantage of a framework's reusable design, a programmer typically writes code that overrides and is called by the framework. The framework manages the flow of control among its objects. Writing a program involves dividing responsibilities among the various pieces of software that are called by the framework rather than specifying how the different pieces should work together.

Implementation versus design. With call libraries, programmers reuse only implementations, whereas with frameworks, they reuse design. A framework embodies the way a family of related programs or pieces of software work. It represents a generic design solution that can be adapted to a variety of specific problems in a given domain. For example, a single framework can embody the way a user interface works, even though two different user interfaces created with the same framework might solve quite different interface problems.

Thus, through the development of frameworks for solutions to various problems and programming tasks, significant reductions in the design and development effort for software can be achieved. A preferred embodiment of the invention utilizes HyperText Markup Language (HTML) to implement documents on the Internet together with a general-purpose secure communication protocol for a transport medium between the client and the Newco. HTTP or other protocols could be readily substituted for HTML without undue experimentation. Information on these products is available in T. Berners-Lee, D. Connolly, "RFC 1866: Hypertext Markup

Language-2.0" (November 1995); and R. Fielding, H. Frystyk, T. Berners-Lee, J. Gettys and J. C. Mogul, "Hypertext Transfer Protocol—HTTP/1.1:HTTP Working Group Internet Draft" (May 2, 1996). HTML is a simple data format used to create hypertext documents that are portable from one platform to another. HTML documents are SGML documents with generic semantics that are appropriate for representing information from a wide range of domains. HTML has been in use by the World-Wide Web global information initiative since 1990. HTML is an application of ISO Standard 8879; 1986 Information Processing Text and Office Systems; Standard Generalized Markup Language (SGML).

To date, Web development tools have been limited in their ability to create dynamic Web applications which span from client to server and interoperate with existing computing resources. Until recently, HTML has been the dominant technology used in development of Web-based solutions. However, HTML has proven to be inadequate in the following areas:

- Poor performance;
  - Restricted user interface capabilities;
  - Can only produce static Web pages;
  - Lack of interoperability with existing applications and data; and
  - Inability to scale.
- Sun Microsystem's Java language solves many of the client-side problems by:
- Improving performance on the client side;
  - Enabling the creation of dynamic, real-time Web applications; and
  - Providing the ability to create a wide variety of user interface components.

With Java, developers can create robust User Interface (UI) components. Custom "widgets" (e.g., real-time stock tickers, animated icons, etc.) can be created, and client-side performance is improved. Unlike HTML, Java supports the notion of client-side validation, offloading appropriate processing onto the client for improved performance. Dynamic, real-time Web pages can be created. Using the above-mentioned custom UI components, dynamic Web pages can also be created.

Sun's Java language has emerged as an industry-recognized language for "programming the Internet." Sun defines Java as: "a simple, object-oriented, distributed, interpreted, robust, secure, architecture-neutral, portable, high-performance, multithreaded, dynamic, buzzword-compliant, general-purpose programming language. Java supports programming for the Internet in the form of platform-independent Java applets." Java applets are small, specialized applications that comply with Sun's Java Application Programming Interface (API) allowing developers to add "interactive content" to Web documents (e.g., simple animations, page adornments, basic games, etc.). Applets execute within a Java-compatible browser (e.g., Netscape Navigator) by copying code from the server to client. From a language standpoint, Java's core feature set is based on C++. Sun's Java literature states that Java is basically, "C++ with extensions from Objective C for more dynamic method resolution."

Another technology that provides similar function to JAVA is provided by Microsoft and ActiveX Technologies, to give developers and Web designers wherewithal to build dynamic content for the Internet and personal computers. ActiveX includes tools for developing animation, 3-D virtual reality, video and other multimedia content. The tools use Internet standards, work on multiple platforms, and are being supported by over 100 companies. The group's building blocks

are called ActiveX Controls, small, fast components that enable developers to embed parts of software in hypertext markup language (HTML) pages. ActiveX Controls work with a variety of programming languages including Microsoft Visual C++, Borland Delphi, Microsoft Visual Basic programming system and, in the future, Microsoft's development tool for Java, code named "Jakarta." ActiveX Technologies also includes ActiveX Server Framework, allowing developers to create server applications. One of ordinary skill in the art readily recognizes that ActiveX could be substituted for JAVA without undue experimentation to practice the invention.

It should be noted that, in one embodiment, the information database and the common displays may all be treated as objects by the platform. As such, the foregoing technology may be utilized in the implementation of the overall system, as embodied in FIG. 1a.

#### Preferred Embodiment

The platform of the present embodiment acts as a "decision engine" which drives the decision process through a sequence of logical steps to a conclusion. The users' interface during these steps is the set of common displays exhibited by the platform. The users receive and provide specific decision information to the platform by entering or modifying the structure of the decision and the decision-relevant information in the display areas where appropriate. In order to start the process, the platform hosts a decision application which provides the structure for the type of decision that the user wants to make. The application and platform communicate through a standard interface protocol. The platform guides the user through four steps (framing, alternatives, analysis and connection), but these are tailored to the decision at hand through the decision application.

FIG. 3 illustrates an example of Framing in accordance with one embodiment of the present invention. The purpose of Framing is to clearly communicate to the users the capabilities of the chosen decision application 124 and to allow the users to modify the problem definition to the extent that the capability for modification has been incorporated by the authors of the application. During Framing, the specific decision application provides certain key pieces of information about the decision at hand as input in a specific format or protocol 125 specified by the collaborative decision platform 122 that describe the capabilities of that application. Such input may include the policies that form boundary conditions for the decision, the strategic decisions that can be made, the values that are important to the decision makers, the uncertainties that may impact the values desired, and the relationship of the above elements.

The Framing process, using this key input from the decision application 124 in the specific format 125, generates visual displays of a decision hierarchy 304 and an influence diagram 306, to be confirmed or modified by the users. The users' information 129 is seen as an input to the framing process 300, because the users interact with the platform 122 to produce a resultant decision hierarchy 304 and the influence diagram 306 that capture their collective view of the decision problem. Note the two-headed arrow representing the users' interface 128 with the collaborative decision platform 122 to indicate the interaction, while the single arrow head of the interface 125 indicates input. In the event that the users are unable to successfully represent the decision problem as they see it with the initial decision application, they will select another application 124 and repeat the Framing process 300.

FIG. 3a illustrates various logic 310 associated with the Framing process of the present invention. As shown, a first Framing module 314 receives information from the decision application 124, such as the specific policies, decisions (controllable) and tactics that it can accommodate with a logical structure. The first framing module 314 orders the precedence of decisions to output the decision hierarchy 304. Decisions that have already been made are referred to as “policy,” a set of one or more decisions of immediate interest are referred to as “strategy” or “strategic decisions” or just “decisions,” and decisions that can be deferred until later are referred to as “tactics.” The users confirm or modify 129 the policies, decisions and tactics. For example, the users may not want to address a particular decision at this time, in which case it would become a tactic.

Working in parallel with the first Framing module 314 is a second Framing module 316. Such second Framing module 316 receives as input pertinent uncertainties or risks (uncontrollable), information sources and values that further describe the capabilities of the decision application 124. The second Framing module 316 also receives as input the decisions identified by the first Framing module 314 and users’ confirmation or modification 129 of the values, information sources and uncertainties. With such, the second Framing module 316 structures a relationship of decisions, values and uncertainties in form of the influence diagram and a corresponding directory to sources of information 306.

FIG. 4 illustrates an example of Alternatives 400 in accordance with one embodiment of the present invention. The purpose of the Alternatives process is to develop a set of strategic alternatives that capture the range of possibilities envisioned by the users. After Framing, the platform moves to Alternatives, and receives from the decision application 124 and the information data base 126 alternative strategies each comprised of a set of coherent choices for each of the strategic decision. The users confirm or modify 129 the alternative strategies. The platform generates the visual display of the strategies defined on a strategy table 402.

FIG. 4a illustrates various logic 406 associated with the Alternatives process of the present invention which is capable of generating several strategies defined on a strategy table 402. Included with the Alternatives logic 406 is a first Alternatives module 410 that receives the decision hierarchy 304 generated by the Framing logic 310. The first Alternatives module 410 obtains decision alternatives in each of the decision areas from the decision application 124 and from an information database 126 for the purpose of developing a strategy table. Each (strategic) decision from the decision hierarchy 304 becomes a column heading in the strategy table 402 with the alternatives for that decision arranged in a column beneath it. The first Alternatives module 410 also takes as input the users confirmation or modification 129 of the decision alternatives.

A second Alternatives module 412 combines the strategy table output of the first Alternatives module 410 with strategy descriptions from the decision application 124. The strategy descriptions include a strategy name and the selection of one alternative for each of the decisions that comprise the column headings in the strategy table 420. The second Alternatives module 412 can then display the strategies on a strategy table and incorporate the users’ confirmation or modifications 129. For example, the users may want to define their own strategy, which they would do by providing the second Alternatives module 412 with a strategy name and the selection of and alternative in each column of the strategy table 402.

FIG. 5 illustrates an example of Analysis 500 in accordance with one embodiment of the present invention. The purpose

of the Analysis process is to enable the users to have a shared understanding of the significant sources of risk and value in each of the initially defined alternative strategies. During Analysis, the platform prompts the information database 126 for assessments on each of the uncertainties set forth in a format 127 specified as low estimate, nominal estimate, and high estimate. These assessments are made for uncertainties influenced by the choice of decision, as well as independent uncertainties.

Using the information generated previously and the model structure of the decision application 124, the platform makes the necessary calculations to output tornado diagrams 502 and decision sensitivity output displays for each of the alternative strategies 509. The users confirm or modify the input information 129 and structure from the decision application 124. The tornado diagrams identify the sources of significant risk in each alternative strategy and the decision sensitivity identifies the sources of significant value in each alternative strategy.

FIG. 5a illustrates various logic 506 associated with the Analysis process of the present invention. As shown, a first Analysis module 508 receives as input the influence diagram 306, identifying uncertainties and their relationship to the value and the decisions. The influence diagram also includes an information directory, which specifies the information database(s) 126 that will provide the decision-relevant information. This first Analysis module 508 also receives as input from the information data base(s) 126 assessed ranges or probabilities for each of the uncertainties identified by the influence diagram 306 generated using the Framing logic 310. These data ranges are confirmed or modified by the users 129.

The output of the first Analysis module 508 is further used by a second Analysis module 514. The second Analysis module 514 takes as input the structural relationship of decisions, values and uncertainties from the decision application 124. An example of such a structural relationship is a spreadsheet comprised of equations relating decisions, values and uncertainties. This output is, in turn, used to generate the tornado diagram 502 by varying each of the uncertainties over its range and recording the effect on value.

In parallel with the first and second Analysis modules is a third Analysis module 510 that takes as input the strategies defined on the strategy table 402, the output of the first Analysis module 508 and the structural relationship of decisions, values and uncertainties from the decision application 124. With such input, the third Analysis module 510 identifies a contribution to the total value of each alternative for each decision that comprises each strategy. Given this information, a decision sensitivity table 509 may be constructed.

FIG. 6 illustrates an examples of Connection 600 in accordance with one embodiment of the present invention. The purpose of Connection is for the users to develop a new, more valuable “hybrid” strategy 602 combining the most valuable decisions in each of the initially defined alternative strategies. During Connection, the users’ insight into the sources of risk and value 129 interacts with new decision relevant information from the database 126 and the decision structure provided by the decision application 124 to output an evaluation of the hybrid strategy 602.

FIG. 6a illustrates various logic 604 associated with the Connection process of the present invention. As shown, the logic 604 includes a first Connection module 606 which receives as input a value contribution of each alternative for each decision that comprise each strategy, the decision sensitivity 509 generated by the Analysis logic 506. The first connection module 606 also receives as input user insight 129



regarding how to combine the sources of value into a new, more valuable hybrid strategy. A second logic module **608** of the connection logic **604** takes as input the users' insight **129** about additional information sources that could reduce the significant uncertainties or risks identified in the tornado diagram **502**. This second Connection module **608** then selects that new information from an appropriate decision relevant database (perhaps one not previously used for this decision problem) **126**. The description of the new hybrid alternative from the first Connection module **606** and the new risk reducing information from the second Connection module **608** are input to a third module **610**. This third module **610** uses the structural relationship of decisions, values and uncertainties (e.g., spreadsheet) from the decision application **124** to output the value of the hybrid strategy **602**.

FIG. 7 illustrates the various logical connectivity among the various common displays of the Framing, Alternatives, Analysis, and Connection that comprise the users' interface **128**.

FIGS. **8a-i** illustrate an example of an application of the various logic components set forth in FIGS. **3-7**. As shown, such illustrative application of the collaborative decision platform relates to an individual and his/her spouse, the users, selecting a strategy for participation in an employer's stock purchase program. Initially, the collaborative decision platform executes a decision application selected by the users for developing stock purchase strategies.

In the Framing process, the collaborative decision platform uses input from the decision application to present the users with an initial decision hierarchy, which the users confirm or modify. The collaborative decision platform produces the resulting decision hierarchy **800**, shown in FIG. **8a**, as an output, which identifies the decisions that are within the scope of the current decision making process.

The collaborative decision platform also uses input from the decision application to present the users with an initial influence diagram, which the users confirm or modify. The influence diagram identifies the critical uncertainties or risks, the decisions and the values that are important to the users, and it displays the relationships among them. The users confirm or modify the influence diagram. The collaborative decision platform produces the resulting influence diagram **802**, shown in FIG. **8b**, as another output. Note that a directory of information sources **803** is included with the influence diagram.

The users are allowed to modify the influence diagram and the decision hierarchy only to the extent that the modifications were anticipated by the author of the application. This restriction assures that the alternative strategies that are defined in the Alternatives process can be analyzed with the spreadsheet provided by the decision application.

In the Alternatives process, the collaborative decision platform uses input from the decision application to present the users with an initial strategy table that is consistent with the decision hierarchy, which the users confirm or modify. One or more strategy names and their corresponding definitions on the strategy table are also presented to the users. The users may confirm or modify the strategies, including developing new strategies. The resulting strategy alternatives are displayed on strategy tables **804**, as shown in FIGS. **8c** and **8d**.

In the Analysis process, ranges on each uncertainty or risk **806**, as shown in FIG. **8e**, are input from the specified decision-relevant databases **803** of FIG. **8b**. The users may confirm or modify the ranges. The collaborative decision platform takes as input the spreadsheet residing in the decision application that includes equations and data relating the decisions and uncertainties to the value, which in this case is

profit. The collaborative decision platform uses the spreadsheet, strategies **810** shown in FIGS. **8f** and **8g**.

In the connection process, the users define on the strategy table **804** a new, more valuable "hybrid" strategy **811** that combines the most valuable alternatives from each of the initially defined alternative strategies, as shown in FIG. **8h**. In defining this hybrid strategy, the users are relying heavily on the shared insight and understanding from the tornado diagram and decision sensitivity. The collaborative decision platform uses the spreadsheet from the decision application to calculate the value of the hybrid **812**, as shown on FIG. **8i**.

FIG. 9 illustrates a method **900** for affording customer-centric collaborative decision-making in a business-to-business framework. In one embodiment, the method **900** may be carried using the collaborative decision platform set forth hereinabove. In the alternative, the present method may be executed using any other desired architecture.

Initially, in operation **902**, a minimum set of attributes is defined. Thereafter, first information regarding each of the minimum set of attributes is received from a receiving business. Note operation **904**. Second information is then received regarding proposed products or services in terms of the minimum set of attributes, as indicated in operation **906**. Such second information is received from a supplying business.

In use, a decision process is executed based on the first information and the second information as to which products or services is suitable for the receiving business. Note operation **908**. The present embodiment thus provides a customer-centric collaborative protocol that defines the minimum informational requirement for collaborative decision-making between enterprises (B2B).

The customer-centric collaborative protocol exploits a commonality in the attributes of the value structure of many enterprises that is sufficient to assess the implications of many decisions. An illustrative minimum set of attributes could include: price, sales, variable cost, fixed cost and investment. For many strategic decisions, knowing the affect of the decision on these attributes enables the enterprise to make an informed decision.

There are well-defined algorithms for the hierarchical expansion of each of the attributes in the minimum set in the event additional detail is required. When more detail is required, it may be nested within the higher level attributes. An expanded set of attributes could include: price, market share, market size, labor cost, material cost, administrative cost, annual expenses, working capital, plant and equipment, etc. The protocol or structure of the informational requirement is identical for a wide range of enterprises and many decisions within those enterprises, but the relative value of each attribute will be different. FIG. **9a** illustrates a table **920** showing various customer-centric collaborative ( $C^3$ ) attributes, and the value of a one-percent increases of such attributes in two different industries.

In accordance with the present invention, the supplying enterprise is required to describe its alternatives in terms of their effect on the value attributes that matter to the receiving enterprise. FIG. **10** illustrates a table **1000** showing such an effect on the value attributes.

FIG. **11** is a schematic diagram showing the customer-centric collaborative ( $C^3$ ) protocol. As set forth hereinabove, the protocol defines the minimum informational requirement for decision making between enterprises (B2B). The value of improvements of each of the attributes is specified for a receiving enterprise **1100**. It should be noted that attributes are easily calculable for enterprises that focus on profit. However, even for enterprises that are not focuses on profit, these

same attributes are of critical importance. A supplying enterprise **1102** provides one or more alternative “attribute bundles” that describe products and services it is willing to deliver in terms of the attributes that matter to the receiving enterprise. An attribute bundle specifies how much of each attribute will be provided. It should be understood that the attribute levels can be assessed with little difficulty, using for example an influence diagram. A decision module **1104** may then execute the method **900** of FIG. **9**. FIG. **12** illustrates a first example **1200** of the embodiment set forth in FIG. **11**. As shown, an industry independent, open and scalable platform may be provided that uses the customer-centric collaborative protocol for real-time, remote collaborative decision making among enterprises. The customer-centric collaborative protocol can be used with an architecture or process that supports collaborative decision-making, such as a collaborative decision platform **1202** which is similar to that set forth herein-above.

FIGS. **13** and **14** illustrate a second and third example **1300** and **1400** of the embodiment set forth in FIG. **11**. In the embodiment of FIG. **13**, the customer-centric collaborative protocol and an architecture or process that supports collaborative decision making, such as the collaborative decision platform, may together enable an open, scalable, industry independent process for real-time, remote decision-making between a receiving enterprise **1302** and a supply enterprise **1304**. As shown, the present embodiment may serve to negotiate an agreement **1306** to purchase and deliver the highest value combination of attributes. In a third embodiment shown in FIG. **14**, the customer-centric collaborative protocol and an architecture or process that supports collaborative decision making, such as the collaborative decision platform, may together enable an open, scalable, industry independent process for real-time, remote decision-making among a receiving enterprise **1402** and supplying enterprises **1404**. As shown, the present embodiment may serve to negotiate an agreement **1406** to purchase and deliver the highest value combination of attributes.

FIG. **15** illustrates a fourth examples **1500** of the embodiment set forth in FIG. **11**, where an industry independent, open and scalable platform is provided for B2B exchange of existing goods and services that are not commodities. In other words, an effective platform for a non-commodity exchange is afforded.

As shown in FIG. **15**, the alternative attribute bundles **1501** can be offered by different enterprises **1504** and need not be commodities, but rather may differ on the level offered of every attribute. It should be understood that commodities are goods and services that can be defined without the information about or the interaction of the customer. As shown in FIG. **15**, the customer-centric collaborative protocol and an architecture or process that supports collaborative decision making, such as the collaborative decision platform, together enable an industry-independent, open and scalable platform for the real-time B2B exchange of existing goods and services **1506** that are not commodities.

FIG. **16** illustrates a fifth example **1600** of the embodiment set forth in FIG. **11**, where an industry independent, open and scalable platform is provided for B2B real-time collaboration in the definition of future, non-existent goods and services. As shown in FIG. **16**, the alternative attribute bundles **1601** can be offered by different enterprises and need not exist. Rather, they may represent proposals to deliver goods and services that could be developed in the future. As shown, an agreement **1606** may be negotiated to deliver the highest value combination of attributes in the future. FIGS. **17** and **18** illustrate sixth and seventh examples **1700** and **1800**, respectively, of

the embodiment set forth in FIG. **11**, where a new business design is provided that assists B2B enterprises in measuring the value creation for its customers.

As shown in FIG. **17**, the customer-centric collaborative protocol and publicly available information **1702** may together enable a new business design that assists B2B enterprises in measuring the prospective value creation for its customers. With reference to FIG. **18**, a particular embodiment of that business design could include the customer-centric collaborative protocol, publicly available information **1702** and a collaborative decision platform **1802**, which together enable a new business design that assists B2B enterprises in measuring the retrospective value creation for its customers.

An exemplary application of a customer-centric collaborative protocol utilizing the collaborative decision platform for the selection of a strategy for “Customer Relationship Management (CRM)” will now be set forth. In particular, the present B2B example relates to a receiving enterprise desirous of an improved CRM strategy and a supplying enterprise capable of delivering alternative CRM strategies.

In this case during the Framing process, the receiving enterprise provides the policies, which constrain the strategic alternatives. The supplying enterprise demonstrates its experience by offering a list of strategic decisions. The receiving enterprise believes that two of the decisions are tactical, i.e. can be made later. FIG. **19** illustrates the resulting decision hierarchy **1900** developed collaboratively and asynchronously. FIG. **20** shows the influence diagram **2000**, which identifies the critical uncertainties, the strategic decisions and the attributes **2020** that are of value of the receiving enterprise and which display the relationship among them. For two of the attributes, more detail is required and the higher level attributes are expanded hierarchically in those areas **2100** and **2200**, as shown in FIGS. **21** and **22**, respectively.

During the Alternatives process, three alternative strategies **2300**, **2302**, and **2304** are defined collaboratively on a strategy table in terms of the strategic decisions, as shown in FIGS. **23a**, **23b** and **23c**, respectively. The strategy table is developed remotely and asynchronously. The strategies are developed in the physical presence of both enterprises.

In the Analysis process, the supplying enterprise uses information from its database to assess the range of effect that the “Revenue Growth” strategy will have on each of the attributes **2410**. Note **2400** in FIG. **24**. Similar assessments are made for each of the other strategies. The receiving enterprise may establish its value for changes in each of the attributes as shown in the table **2500** of FIG. **25**.

The table **2600** in FIG. **26** shows the calculations performed inside the collaborative decision platform when the customer-centric collaborative protocol is used. As shown, the value of an alternative to the client can be estimated by multiplying the improvement in each attribute by the customer’s value for changes in that attribute.

The remarkable simplicity of these calculations enables shared insight into the sources of risk and sources of value, which is displayed in the tornado diagram **2700** and decision sensitivity **2800** for each of the alternative strategies, as shown in FIGS. **27** and **28**, respectively. It should be noted that different solutions might be appropriate for clients in different industries because of different client values for the  $C^3$  attributes.

Using the shared understanding of the sources of risk and value in the initially defined alternative strategies, the supplying and receiving enterprise collaborate in developing a new, more valuable “hybrid” strategy **2900**, as shown in FIG. **29**. Its corresponding decision sensitivity **3000** of FIG. **30** com-

compares the total value of the hybrid strategy with the initially defined alternatives and identifies its sources of value.

While various embodiments have been described above, it should be understood that they have been presented by way of example only, and not limitation. Thus, the breadth and scope of a preferred embodiment should not be limited by any of the above-described exemplary embodiments, but should be defined only in accordance with the following claims and their equivalents.

What is claimed is:

1. A computer program product embodied on a tangible computer readable medium, comprising:

an application capable of performing logic related to decision-making, the application including at least one application that is a real estate-related application, a medical-related application, a corporate-related application, a product supply-related application, a service supply-related application, or a financial-related application;

computer code for retrieving first information from a database, per the application;

computer code for receiving second information from a user utilizing a user interface, per the application;

computer code for processing the first information and the second information utilizing the logic;

computer code for generating a display, the display including at least one display that is a tornado diagram, a decision sensitivity display, a decision hierarchy display, an influence diagram, or a potential feasible hybrid theme.

2. The computer program product as recited in claim 1, wherein at least a portion of the computer code is carried out using universal modules capable of interfacing with different applications adapted for applying the universal modules differently.

3. The computer program product as recited in claim 1, wherein the logic is performed in real-time.

4. The computer program product as recited in claim 1, wherein the first information is retrieved via a network.

5. The computer program product as recited in claim 4, wherein the network is the Internet.

6. The computer program product as recited in claim 1, wherein the second information is received via a network.

7. The computer program product as recited in claim 1, wherein the generating is based on the processing.

8. The computer program product as recited in claim 1, wherein the logic is industry-independent.

9. The computer program product as recited in claim 1, wherein the logic is performed by a collaborative decision platform.

10. The computer program product as recited in claim 1, wherein at least a portion of the computer code is carried out using universal modules capable of interfacing with different applications adapted for applying the universal modules to different business sectors.

11. The computer program product as recited in claim 10, wherein the business sectors include at least one of a real estate-related business sector, medical-related business sector, corporate-related business sector, and financial-related business sector.

12. The computer program product as recited in claim 10, wherein the universal modules include at least one of a framing module, an alternatives module, an analysis module, or a connection module.

13. The computer program product as recited in claim 12, wherein the universal modules include the framing module.

14. The computer program product as recited in claim 12, wherein the universal modules include the alternatives module.

15. The computer program product as recited in claim 12, wherein the universal modules include the analysis module.

16. The computer program product as recited in claim 12, wherein the universal modules include the connection module.

17. The computer program product as recited in claim 1, wherein the universal modules include a framing module, an alternatives module, an analysis module, and a connection module.

18. The computer program product as recited in claim 10, wherein the logic relates to which products or services are suitable for a business.

19. The computer program product as recited in claim 1, wherein the logic relates to customer relationship management.

20. The computer program product as recited in claim 19, wherein the customer includes a business.

21. The computer program product as recited in claim 1, and further comprising computer code for identifying a strategy.

22. The computer program product as recited in claim 1, and further comprising computer code for assessing uncertainties for analysis purposes.

23. The computer program product as recited in claim 1, wherein the computer code for generating includes computer code for generating at least two of: the tornado diagram, the decision sensitivity display, the decision hierarchy display, the influence diagram, and the potential feasible hybrid theme.

24. The computer program product as recited in claim 1, wherein the computer code for generating includes computer code for generating at least three of: the tornado diagram, the decision sensitivity display, the decision hierarchy display, the influence diagram, and the potential feasible hybrid theme.

25. The computer program product as recited in claim 1, wherein the computer code for generating includes computer code for generating at least four of: the tornado diagram, the decision sensitivity display, the decision hierarchy display, the influence diagram, and the potential feasible hybrid theme.

26. The computer program product as recited in claim 1, wherein the computer code for generating includes computer code for generating the tornado diagram.

27. The computer program product as recited in claim 26, wherein the tornado diagram identifies sources of risk.

28. The computer program product as recited in claim 1, wherein the computer code for generating includes computer code for generating the decision sensitivity display.

29. The computer program product as recited in claim 28, wherein the decision sensitivity display includes a decision sensitivity table.

30. The computer program product as recited in claim 28, wherein the decision sensitivity display includes a decision sensitivity chart.

31. The computer program product as recited in claim 28, wherein the decision sensitivity display shows at least one value associated with a first strategy and at least one value associated with a second strategy.

32. The computer program product as recited in claim 28, wherein the decision sensitivity display compares at least one value associated with a strategy.

33. The computer program product as recited in claim 28, wherein the decision sensitivity display identifies sources of value.

34. The computer program product as recited in claim 28, wherein the decision sensitivity display identifies sources of value for each of a plurality of strategies.

35. The computer program product as recited in claim 28, wherein the decision sensitivity display identifies at least one aspect associated with at least one strategy.

36. The computer program product as recited in claim 35, wherein the at least one aspect is associated with value.

37. The computer program product as recited in claim 35, wherein the at least one strategy is pre-defined.

38. The computer program product as recited in claim 35, wherein the at least one strategy is user-defined.

39. The computer program product as recited in claim 38, wherein the at least one strategy is capable of being provided a strategy name.

40. The computer program product as recited in claim 38, wherein the at least one strategy is capable of being defined by a plurality of selections.

41. The computer program product as recited in claim 38, wherein the at least one strategy is capable of being defined by an amount of stock purchase.

42. The computer program product as recited in claim 38, wherein the at least one strategy is capable of being defined by a selection of a plurality of alternatives.

43. The computer program product as recited in claim 38, wherein the at least one strategy is capable of being modified.

44. The computer program product as recited in claim 43, wherein a range associated with the at least one strategy is capable of being modified.

45. The computer program product as recited in claim 35, wherein the at least one strategy is a stock purchase strategy.

46. The computer program product as recited in claim 28, wherein the decision sensitivity display identifies at least one aspect associated with a plurality of strategies.

47. The computer program product as recited in claim 28, wherein the at least one application is the financial-related application.

48. The computer program product as recited in claim 47, and further comprising code for displaying a stock ticker.

49. The computer program product as recited in claim 28, wherein the decision sensitivity display shows at least one profit-related value associated with a first strategy and at least one profit-related value associated with a second strategy.

50. The computer program product as recited in claim 1, wherein the computer code for generating includes computer code for generating the decision hierarchy display.

51. The computer program product as recited in claim 50, wherein the decision hierarchy display identifies decisions that are within a scope of a decision making process.

52. The computer program product as recited in claim 50, wherein the decision hierarchy display identifies at least one decision associated with at least one strategy.

53. The computer program product as recited in claim 52, wherein the at least one strategy is pre-defined.

54. The computer program product as recited in claim 52, wherein the at least one strategy is user-defined.

55. The computer program product as recited in claim 54, wherein the at least one strategy is capable of being provided a strategy name.

56. The computer program product as recited in claim 54, wherein the at least one strategy is capable of being defined by a plurality of selections.

57. The computer program product as recited in claim 54, wherein the at least one strategy is capable of being defined by an amount of stock purchase.

58. The computer program product as recited in claim 54, wherein the at least one strategy is capable of being defined by a selection of a plurality of alternatives.

59. The computer program product as recited in claim 54, wherein the at least one strategy is capable of being modified.

60. The computer program product as recited in claim 59, wherein a range associated with the at least one strategy is capable of being modified.

61. The computer program product as recited in claim 52, wherein the at least one strategy is a stock purchase strategy.

62. The computer program product as recited in claim 50, wherein the decision hierarchy display includes at least one of policies, decisions, or tactics.

63. The computer program product as recited in claim 50, wherein the decision hierarchy display includes at least two of: policies, decisions, and tactics.

64. The computer program product as recited in claim 50, wherein the decision hierarchy display includes: policies, decisions, and tactics.

65. The computer program product as recited in claim 50, wherein the computer code for generating includes computer code for generating the decision sensitivity display.

66. The computer program product as recited in claim 65, wherein the decision sensitivity display includes a decision sensitivity table.

67. The computer program product as recited in claim 65, wherein the decision sensitivity display includes a decision sensitivity chart.

68. The computer program product as recited in claim 65, wherein the decision sensitivity display shows at least one value associated with a first strategy and at least one value associated with a second strategy.

69. The computer program product as recited in claim 65, wherein the decision sensitivity display compares at least one value associated with a strategy.

70. The computer program product as recited in claim 65, wherein the decision sensitivity display identifies sources of value.

71. The computer program product as recited in claim 65, wherein the at least one application is the financial-related application.

72. The computer program product as recited in claim 65, and further comprising code for displaying a stock ticker.

73. The computer program product as recited in claim 28, wherein the computer code for generating includes computer code for generating the potential hybrid theme.

74. The computer program product as recited in claim 1, wherein the computer code for generating includes computer code for generating the influence diagram.

75. The computer program product as recited in claim 74, wherein the influence diagram includes an information directory.

76. The computer program product as recited in claim 74, wherein the influence diagram identifies a plurality of uncertainties.

77. The computer program product as recited in claim 74, wherein the influence diagram identifies a plurality of risks.

78. The computer program product as recited in claim 74, wherein the influence diagram identifies decisions and a plurality of values that are important to the user.

79. The computer program product as recited in claim 1, wherein the computer code for generating includes computer code for generating the potential feasible hybrid theme.

**80.** The computer program product as recited in claim **79**, wherein the computer code for generating includes computer code for generating a plurality of the potential feasible hybrid themes.

**81.** The computer program product as recited in claim **79**, wherein the potential feasible hybrid theme includes a hybrid strategy.

**82.** The computer program product as recited in claim **81**, wherein the hybrid strategy combines a plurality of alternative strategies.

**83.** The computer program product as recited in claim **82**, wherein at least one of the plurality alternative strategies is pre-defined.

**84.** The computer program product as recited in claim **79**, wherein the potential feasible hybrid theme is associated with at least one strategy.

**85.** The computer program product as recited in claim **84**, wherein the at least one strategy is pre-defined.

**86.** The computer program product as recited in claim **84**, wherein the at least one strategy is user-defined.

**87.** The computer program product as recited in claim **86**, wherein the at least one strategy is capable of being provided a strategy name.

**88.** The computer program product as recited in claim **86**, wherein the at least one strategy is capable of being defined by a plurality of selections.

**89.** The computer program product as recited in claim **86**, wherein the at least one strategy is capable of being defined by an amount of stock purchase.

**90.** The computer program product as recited in claim **86**, wherein the at least one strategy is capable of being defined by a selection of a plurality of alternatives.

**91.** The computer program product as recited in claim **86**, wherein the at least one strategy is capable of being modified.

**92.** The computer program product as recited in claim **91**, wherein a range associated with the at least one strategy is capable of being modified.

**93.** The computer program product as recited in claim **84**, wherein the at least one strategy is a stock purchase strategy.

**94.** The computer program product as recited in claim **1**, wherein the computer code for generating includes computer code for generating the decision sensitivity display; the decision sensitivity display capable of showing at least one value associated with a first strategy and at least one value associated with a second strategy; the at least one first strategy including a predefined stock-related strategy and the at least one second strategy including a user-defined stock-related strategy; the second strategy capable of being: provided a strategy name by a user, defined by a selection of a plurality of alternatives, and further modified.

**95.** The computer program product as recited in claim **94**, wherein the computer code for generating includes computer code for generating the decision hierarchy display, the decision hierarchy display identifying at least one decision associated with the second strategy.

**96.** The computer program product as recited in claim **1**, wherein the at least one application is the corporate-related application.

**97.** The computer program product as recited in claim **1**, wherein the at least one application is the real estate-related application.

**98.** The computer program product as recited in claim **1**, wherein the at least one application is the medical-related application.

**99.** The computer program product as recited in claim **1**, wherein the at least one application is the product supply-related application.

**100.** The computer program product as recited in claim **1**, wherein the at least one application is the service supply-related application.

**101.** The computer program product as recited in claim **1**, wherein the at least one application is the financial-related application.

**102.** The computer program product as recited in claim **1**, and further comprising computer code for allowing a user to modify at least one of the tornado diagram, the decision sensitivity display, the decision hierarchy display, the influence diagram, and the potential feasible hybrid theme.

**103.** The computer program product as recited in claim **1**, wherein the logic is related to a business-to-business transaction.

**104.** The computer program product as recited in claim **1**, wherein the computer code for generating includes computer code for generating at least four of: the tornado diagram, the decision sensitivity display, the decision hierarchy display, the influence diagram, and the potential feasible hybrid theme.

**105.** The computer program product as recited in claim **94**, wherein the decision sensitivity display is capable of showing the at least one value associated with the first strategy simultaneously with the at least one value associated with the second strategy.

**106.** The computer program product as recited in claim **1**, wherein the at least one application is the product supply-related application and the product supply-related application relates to marketing at least one product.

**107.** The computer program product as recited in claim **1**, wherein the at least one application is the service supply-related application and the service supply-related application relates to marketing at least one service.

**108.** The computer program product as recited in claim **1**, wherein the at least one application is the corporate-related application and the corporate-related application relates to marketing.

**109.** The computer program product as recited in claim **1**, wherein logic supports the decision-making.

**110.** A computer program product embodied on a tangible computer readable medium, comprising:

computer code capable of performing logic related to decision-making, the computer code belonging to an application which is a real estate-related application, a medical-related application, a corporate-related application, a product supply-related application, a service supply-related application, or a financial-related application;

computer code for retrieving first information from a storage;

computer code for receiving second information from a user utilizing a user interface;

computer code for processing the first information and the second information;

computer code for generating a display, the display including at least one display that is a tornado diagram, a decision sensitivity display, a decision hierarchy display, an influence diagram, or a potential feasible hybrid theme.

**111.** The computer program product as recited in claim **110**, wherein at least a portion of the computer code is carried out using universal modules capable of interfacing with different applications adapted for applying the universal modules differently.

**112.** The computer program product as recited in claim **110**, wherein the logic is performed in real-time.

**113.** The computer program product as recited in claim **110**, wherein the first information is retrieved via a network.

114. The computer program product as recited in claim 113, wherein the network is the Internet.

115. The computer program product as recited in claim 110, wherein the second information is received via a network.

116. The computer program product as recited in claim 110, wherein the logic is industry-independent.

117. The computer program product as recited in claim 110, wherein the logic is performed by a collaborative decision platform.

118. The computer program product as recited in claim 110, wherein at least a portion of the computer code is carried out using universal modules.

119. The computer program product as recited in claim 118, wherein the universal modules include at least one of a framing module, an alternatives module, an analysis module, or a connection module.

120. The computer program product as recited in claim 119, wherein the universal modules include the framing module.

121. The computer program product as recited in claim 119, wherein the universal modules include the alternatives module.

122. The computer program product as recited in claim 119, wherein the universal modules include the analysis module.

123. The computer program product as recited in claim 119, wherein the universal modules include the connection module.

124. The computer program product as recited in claim 110, wherein the universal modules include a framing module, an alternatives module, an analysis module, and a connection module.

125. The computer program product as recited in claim 118, wherein the logic relates to which products or services are suitable for a business.

126. The computer program product as recited in claim 110, wherein the logic relates to customer relationship management.

127. The computer program product as recited in claim 126, wherein the customer includes a business.

128. The computer program product as recited in claim 110, and further comprising computer code for identifying a strategy.

129. The computer program product as recited in claim 110, and further comprising computer code for assessing uncertainties for analysis purposes.

130. The computer program product as recited in claim 110, wherein the computer code for generating includes computer code for generating at least two of: the tornado diagram, the decision sensitivity display, the decision hierarchy display, the influence diagram, and the potential feasible hybrid theme.

131. The computer program product as recited in claim 110, wherein the computer code for generating includes computer code for generating at least three of: the tornado diagram, the decision sensitivity display, the decision hierarchy display, the influence diagram, and the potential feasible hybrid theme.

132. The computer program product as recited in claim 110, wherein the computer code for generating includes computer code for generating at least four of: the tornado diagram, the decision sensitivity display, the decision hierarchy display, the influence diagram, and the potential feasible hybrid theme.

133. The computer program product as recited in claim 110, wherein the computer code for generating includes computer code for generating the tornado diagram.

134. The computer program product as recited in claim 133, wherein the tornado diagram identifies sources of risk.

135. The computer program product as recited in claim 110, wherein the computer code for generating includes computer code for generating the decision sensitivity display.

136. The computer program product as recited in claim 135, wherein the decision sensitivity display includes a decision sensitivity table.

137. The computer program product as recited in claim 135, wherein the decision sensitivity display includes a decision sensitivity chart.

138. The computer program product as recited in claim 135, wherein the decision sensitivity display shows at least one value associated with a first strategy and at least one value associated with a second strategy.

139. The computer program product as recited in claim 135, wherein the decision sensitivity display compares at least one value associated with a strategy.

140. The computer program product as recited in claim 135, wherein the decision sensitivity display identifies sources of value.

141. The computer program product as recited in claim 135, wherein the decision sensitivity display identifies sources of value for each of a plurality of strategies.

142. The computer program product as recited in claim 135, wherein the decision sensitivity display identifies at least one aspect associated with at least one strategy.

143. The computer program product as recited in claim 142, wherein the at least one aspect is associated with value.

144. The computer program product as recited in claim 142, wherein the at least one strategy is pre-defined.

145. The computer program product as recited in claim 142, wherein the at least one strategy is user-defined.

146. The computer program product as recited in claim 145, wherein the at least one strategy is capable of being provided a strategy name.

147. The computer program product as recited in claim 145, wherein the at least one strategy is capable of being defined by a plurality of selections.

148. The computer program product as recited in claim 145, wherein the at least one strategy is capable of being defined by an amount of stock purchase.

149. The computer program product as recited in claim 145, wherein the at least one strategy is capable of being defined by a selection of a plurality of alternatives.

150. The computer program product as recited in claim 145, wherein the at least one strategy is capable of being modified.

151. The computer program product as recited in claim 150, wherein a range associated with the at least one strategy is capable of being modified.

152. The computer program product as recited in claim 142, wherein the at least one strategy is a stock purchase strategy.

153. The computer program product as recited in claim 135, wherein the decision sensitivity display identifies at least one aspect associated with a plurality of strategies.

154. The computer program product as recited in claim 135, wherein the application is the financial-related application.

155. The computer program product as recited in claim 154, and further comprising code for displaying a stock ticker.

156. The computer program product as recited in claim 135, wherein the decision sensitivity display shows at least

one profit-related value associated with a first strategy and at least one profit-related value associated with a second strategy.

157. The computer program product as recited in claim 110, wherein the computer code for generating includes computer code for generating the decision hierarchy display.

158. The computer program product as recited in claim 157, wherein the decision hierarchy display identifies decisions that are within a scope of a decision making process.

159. The computer program product as recited in claim 157, wherein the decision hierarchy display identifies at least one decision associated with at least one strategy.

160. The computer program product as recited in claim 159, wherein the at least one strategy is pre-defined.

161. The computer program product as recited in claim 159, wherein the at least one strategy is user-defined.

162. The computer program product as recited in claim 161, wherein the at least one strategy is capable of being provided a strategy name.

163. The computer program product as recited in claim 161, wherein the at least one strategy is capable of being defined by a plurality of selections.

164. The computer program product as recited in claim 161, wherein the at least one strategy is capable of being defined by an amount of stock purchase.

165. The computer program product as recited in claim 161, wherein the at least one strategy is capable of being defined by a selection of a plurality of alternatives.

166. The computer program product as recited in claim 161, wherein the at least one strategy is capable of being modified.

167. The computer program product as recited in claim 166, wherein a range associated with the at least one strategy is capable of being modified.

168. The computer program product as recited in claim 159, wherein the at least one strategy is a stock purchase strategy.

169. The computer program product as recited in claim 157, wherein the decision hierarchy display includes at least one of policies, decisions, or tactics.

170. The computer program product as recited in claim 157, wherein the decision hierarchy display includes at least two of: policies, decisions, and tactics.

171. The computer program product as recited in claim 157, wherein the decision hierarchy display includes: policies, decisions, and tactics.

172. The computer program product as recited in claim 157, wherein the computer code for generating includes computer code for generating the decision sensitivity display.

173. The computer program product as recited in claim 172, wherein the decision sensitivity display includes a decision sensitivity table.

174. The computer program product as recited in claim 172, wherein the decision sensitivity display includes a decision sensitivity chart.

175. The computer program product as recited in claim 172, wherein the decision sensitivity display shows at least one value associated with a first strategy and at least one value associated with a second strategy.

176. The computer program product as recited in claim 172, wherein the decision sensitivity display compares at least one value associated with a strategy.

177. The computer program product as recited in claim 172, wherein the decision sensitivity display identifies sources of value.

178. The computer program product as recited in claim 172, wherein the application is the financial-related application.

179. The computer program product as recited in claim 172, and further comprising code for displaying a stock ticker.

180. The computer program product as recited in claim 135, wherein the computer code for generating includes computer code for generating the potential hybrid theme.

181. The computer program product as recited in claim 110, wherein the computer code for generating includes computer code for generating the influence diagram.

182. The computer program product as recited in claim 181, wherein the influence diagram includes an information directory.

183. The computer program product as recited in claim 181, wherein the influence diagram identifies a plurality of uncertainties.

184. The computer program product as recited in claim 181, wherein the influence diagram identifies a plurality of risks.

185. The computer program product as recited in claim 181, wherein the influence diagram identifies decisions and a plurality of values that are important to the user.

186. The computer program product as recited in claim 110, wherein the computer code for generating includes computer code for generating the potential feasible hybrid theme.

187. The computer program product as recited in claim 186, wherein the computer code for generating includes computer code for generating a plurality of the potential feasible hybrid themes.

188. The computer program product as recited in claim 186, wherein the potential feasible hybrid theme includes a hybrid strategy.

189. The computer program product as recited in claim 188, wherein the hybrid strategy combines a plurality of alternative strategies.

190. The computer program product as recited in claim 189, wherein at least one of the plurality alternative strategies is pre-defined.

191. The computer program product as recited in claim 186, wherein the potential feasible hybrid theme is associated with at least one strategy.

192. The computer program product as recited in claim 191, wherein the at least one strategy is pre-defined.

193. The computer program product as recited in claim 191, wherein the at least one strategy is user-defined.

194. The computer program product as recited in claim 193, wherein the at least one strategy is capable of being provided a strategy name.

195. The computer program product as recited in claim 193, wherein the at least one strategy is capable of being defined by a plurality of selections.

196. The computer program product as recited in claim 193, wherein the at least one strategy is capable of being defined by an amount of stock purchase.

197. The computer program product as recited in claim 193, wherein the at least one strategy is capable of being defined by a selection of a plurality of alternatives.

198. The computer program product as recited in claim 193, wherein the at least one strategy is capable of being modified.

199. The computer program product as recited in claim 198, wherein a range associated with the at least one strategy is capable of being modified.

200. The computer program product as recited in claim 191, wherein the at least one strategy is a stock purchase strategy.

201. The computer program product as recited in claim 110, wherein the computer code for generating includes computer code for generating the decision sensitivity display; the decision sensitivity display capable of showing at least one value associated with a first strategy and at least one value associated with a second strategy; the at least one first strategy including a pre-defined stock-related strategy and the at least one second strategy including a user-defined stock-related strategy; the second strategy capable of being: provided a strategy name by a user, defined by a selection of a plurality of alternatives, and further modified.

202. The computer program product as recited in claim 201, wherein the computer code for generating includes computer code for generating the decision hierarchy display, the decision hierarchy display identifying at least one decision associated with the second strategy.

203. The computer program product as recited in claim 110, wherein the application is the corporate-related application.

204. The computer program product as recited in claim 110, wherein the application is the real estate-related application.

205. The computer program product as recited in claim 110, wherein the application is the medical-related application.

206. The computer program product as recited in claim 110, wherein the application is the product supply-related application.

207. The computer program product as recited in claim 110, wherein the application is the service supply-related application.

208. The computer program product as recited in claim 110, wherein the application is the financial-related application.

209. The computer program product as recited in claim 110, and further comprising computer code for allowing a user to modify at least one of the tornado diagram, the decision sensitivity display, the decision hierarchy display, the influence diagram, and the potential feasible hybrid theme.

210. The computer program product as recited in claim 110, wherein the logic is related to a business-to-business transaction.

211. The computer program product as recited in claim 110, wherein the computer code for generating includes computer code for generating at least four of: the tornado diagram, the decision sensitivity display, the decision hierarchy display, the influence diagram, and the potential feasible hybrid theme.

212. The computer program product as recited in claim 201, wherein the decision sensitivity display is capable of showing the at least one value associated with the first strategy simultaneously with the at least one value associated with the second strategy.

213. The computer program product as recited in claim 110, wherein the application is the product supply-related application and the product supply-related application relates to marketing at least one product.

214. The computer program product as recited in claim 110, wherein the application is the service supply-related application and the service supply-related application relates to marketing at least one service.

215. The computer program product as recited in claim 110, wherein the application is the corporate-related application and the corporate-related application relates to marketing.

216. The computer program product as recited in claim 110, wherein logic supports the decision-making.

217. A method, comprising:  
providing an application capable of performing logic related to decision-making, the application including at least one application that is a real estate-related application, a medical-related application, a corporate-related application, a product supply-related application, a service supply-related application, or a financial-related application;

retrieving first information from a database, per the application;

receiving second information from a user utilizing a user interface, per the application;

processing the first information and the second information utilizing the logic;

generating a display, the display including at least one display that is a tornado diagram, a decision sensitivity display, a decision hierarchy display, an influence diagram, or a potential feasible hybrid theme.

218. The method as recited in claim 217, wherein at least a portion of the method is carried out using universal modules capable of interfacing with different applications adapted for applying the universal modules differently.

219. The method as recited in claim 217, wherein the logic is performed in real-time.

220. The method as recited in claim 217, wherein the first information is retrieved via a network.

221. The method as recited in claim 220, wherein the network is the Internet.

222. The method as recited in claim 217, wherein the second information is received via a network.

223. The method as recited in claim 217, wherein the generating is based on the processing.

224. The method as recited in claim 217, wherein the logic is industry-independent.

225. The method as recited in claim 217, wherein the logic is performed by a collaborative decision platform.

226. The method as recited in claim 217, wherein at least a portion of the method is carried out using universal modules capable of interfacing with different applications adapted for applying the universal modules to different business sectors.

227. The method as recited in claim 226, wherein the business sectors include at least one of a real estate-related business sector, medical-related business sector, corporate-related business sector, and financial-related business sector.

228. The method as recited in claim 226, wherein the universal modules include at least one of a framing module, an alternatives module, an analysis module, or a connection module.

229. The method as recited in claim 228, wherein the universal modules include the framing module.

230. The method as recited in claim 228, wherein the universal modules include the alternatives module.

231. The method as recited in claim 228, wherein the universal modules include the analysis module.

232. The method as recited in claim 228, wherein the universal modules include the connection module.

233. The method as recited in claim 217, wherein the universal modules include a framing module, an alternatives module, an analysis module, and a connection module.

234. The method as recited in claim 226, wherein the logic relates to which products or services are suitable for a business.

235. The method as recited in claim 217, wherein the logic relates to customer relationship management.

236. The method as recited in claim 235, wherein the customer includes a business.



237. The method as recited in claim 217, and further comprising identifying a strategy.

238. The method as recited in claim 217, and further comprising assessing uncertainties for analysis purposes.

239. The method as recited in claim 217, wherein the generating includes generating at least three of: the tornado diagram, the decision sensitivity display, the decision hierarchy display, the influence diagram, and the potential feasible hybrid theme.

240. The method as recited in claim 217, wherein the generating includes generating at least four of: the tornado diagram, the decision sensitivity display, the decision hierarchy display, the influence diagram, and the potential feasible hybrid theme.

241. The method as recited in claim 217, wherein the generating includes generating at least five of: the tornado diagram, the decision sensitivity display, the decision hierarchy display, the influence diagram, and the potential feasible hybrid theme.

242. The method as recited in claim 217, wherein the generating includes generating the tornado diagram.

243. The method as recited in claim 242, wherein the tornado diagram identifies sources of risk.

244. The method as recited in claim 217, wherein the generating includes generating the decision sensitivity display.

245. The method as recited in claim 244, wherein the decision sensitivity display includes a decision sensitivity table.

246. The method as recited in claim 244, wherein the decision sensitivity display includes a decision sensitivity chart.

247. The method as recited in claim 244, wherein the decision sensitivity display shows at least one value associated with a first strategy and at least one value associated with a second strategy.

248. The method as recited in claim 244, wherein the decision sensitivity display compares at least one value associated with a strategy.

249. The method as recited in claim 244, wherein the decision sensitivity display identifies sources of value.

250. The method as recited in claim 244, wherein the decision sensitivity display identifies sources of value for each of a plurality of strategies.

251. The method as recited in claim 244, wherein the decision sensitivity display identifies at least one aspect associated with at least one strategy.

252. The method as recited in claim 251, wherein the at least one aspect is associated with value.

253. The method as recited in claim 251, wherein the at least one strategy is pre-defined.

254. The method as recited in claim 251, wherein the at least one strategy is user-defined.

255. The method as recited in claim 254, wherein the at least one strategy is capable of being provided a strategy name.

256. The method as recited in claim 254, wherein the at least one strategy is capable of being defined by a plurality of selections.

257. The method as recited in claim 254, wherein the at least one strategy is capable of being defined by an amount of stock purchase.

258. The method as recited in claim 254, wherein the at least one strategy is capable of being defined by a selection of a plurality of alternatives.

259. The method as recited in claim 254, wherein the at least one strategy is capable of being modified.

260. The method as recited in claim 259, wherein a range associated with the at least one strategy is capable of being modified.

261. The method as recited in claim 251, wherein the at least one strategy is a stock purchase strategy.

262. The method as recited in claim 244, wherein the decision sensitivity display identifies at least one aspect associated with a plurality of strategies.

263. The method as recited in claim 244, wherein the at least one application is the financial-related application.

264. The method as recited in claim 263, and further comprising code for displaying a stock ticker.

265. The method as recited in claim 244, wherein the decision sensitivity display shows at least one profit-related value associated with a first strategy and at least one profit-related value associated with a second strategy.

266. The method as recited in claim 217, wherein the generating includes generating the decision hierarchy display.

267. The method as recited in claim 266, wherein the decision hierarchy display identifies decisions that are within a scope of a decision making process.

268. The method as recited in claim 266, wherein the decision hierarchy display identifies at least one decision associated with at least one strategy.

269. The method as recited in claim 268, wherein the at least one strategy is pre-defined.

270. The method as recited in claim 268, wherein the at least one strategy is user-defined.

271. The method as recited in claim 270, wherein the at least one strategy is capable of being provided a strategy name.

272. The method as recited in claim 270, wherein the at least one strategy is capable of being defined by a plurality of selections.

273. The method as recited in claim 270, wherein the at least one strategy is capable of being defined by an amount of stock purchase.

274. The method as recited in claim 270, wherein the at least one strategy is capable of being defined by a selection of a plurality of alternatives.

275. The method as recited in claim 270, wherein the at least one strategy is capable of being modified.

276. The method as recited in claim 275, wherein a range associated with the at least one strategy is capable of being modified.

277. The method as recited in claim 268, wherein the at least one strategy is a stock purchase strategy.

278. The method as recited in claim 266, wherein the decision hierarchy display includes at least one of policies, decisions, or tactics.

279. The method as recited in claim 266, wherein the decision hierarchy display includes at least two of: policies, decisions, and tactics.

280. The method as recited in claim 266, wherein the decision hierarchy display includes: policies, decisions, and tactics.

281. The method as recited in claim 266, wherein the generating includes generating the decision sensitivity display.

282. The method as recited in claim 281, wherein the decision sensitivity display includes a decision sensitivity table.

283. The method as recited in claim 281, wherein the decision sensitivity display includes a decision sensitivity chart.

**284.** The method as recited in claim **281**, wherein the decision sensitivity display shows at least one value associated with a first strategy and at least one value associated with a second strategy.

**285.** The method as recited in claim **281**, wherein the decision sensitivity display compares at least one value associated with a strategy.

**286.** The method as recited in claim **281**, wherein the decision sensitivity display identifies sources of value.

**287.** The method as recited in claim **281**, wherein the at least one application is the financial-related application.

**288.** The method as recited in claim **281**, and further displaying a stock ticker.

**289.** The method as recited in claim **244**, wherein the generating includes generating the potential hybrid theme.

**290.** The method as recited in claim **217**, wherein the generating includes generating the influence diagram.

**291.** The method as recited in claim **290**, wherein the influence diagram includes an information directory.

**292.** The method as recited in claim **290**, wherein the influence diagram identifies a plurality of uncertainties.

**293.** The method as recited in claim **290**, wherein the influence diagram identifies a plurality of risks.

**294.** The method as recited in claim **290**, wherein the influence diagram identifies decisions and a plurality of values that are important to the user.

**295.** The method as recited in claim **217**, wherein the generating includes generating the potential feasible hybrid theme.

**296.** The method as recited in claim **295**, wherein the generating includes generating a plurality of the potential feasible hybrid themes.

**297.** The method as recited in claim **295**, wherein the potential feasible hybrid theme includes a hybrid strategy.

**298.** The method as recited in claim **297**, wherein the hybrid strategy combines a plurality of alternative strategies.

**299.** The method as recited in claim **298**, wherein at least one of the plurality alternative strategies is pre-defined.

**300.** The method as recited in claim **295**, wherein the potential feasible hybrid theme is associated with at least one strategy.

**301.** The method as recited in claim **300**, wherein the at least one strategy is pre-defined.

**302.** The method as recited in claim **300**, wherein the at least one strategy is user-defined.

**303.** The method as recited in claim **302**, wherein the at least one strategy is capable of being provided a strategy name.

**304.** The method as recited in claim **302**, wherein the at least one strategy is capable of being defined by a plurality of selections.

**305.** The method as recited in claim **302**, wherein the at least one strategy is capable of being defined by an amount of stock purchase.

**306.** The method as recited in claim **302**, wherein the at least one strategy is capable of being defined by a selection of a plurality of alternatives.

**307.** The method as recited in claim **302**, wherein the at least one strategy is capable of being modified.

**308.** The method as recited in claim **307**, wherein a range associated with the at least one strategy is capable of being modified.

**309.** The method as recited in claim **300**, wherein the at least one strategy is a stock purchase strategy.

**310.** The method as recited in claim **217**, wherein the generating includes generating the decision sensitivity display; the decision sensitivity display capable of showing at

least one value associated with a first strategy and at least one value associated with a second strategy; the at least one first strategy including a pre-defined stock-related strategy and the at least one second strategy including a user-defined stock-related strategy; the second strategy capable of being: provided a strategy name by a user, defined by a selection of a plurality of alternatives, and further modified.

**311.** The method as recited in claim **310**, wherein the generating includes generating the decision hierarchy display, the decision hierarchy display identifying at least one decision associated with the second strategy.

**312.** The method as recited in claim **217**, wherein the at least one application is the corporate-related application.

**313.** The method as recited in claim **217**, wherein the at least one application is the real estate-related application.

**314.** The method as recited in claim **217**, wherein the at least one application is the medical-related application.

**315.** The method as recited in claim **217**, wherein the at least one application is the product supply-related application.

**316.** The method as recited in claim **217**, wherein the at least one application is the service supply-related application.

**317.** The method as recited in claim **217**, wherein the at least one application is the financial-related application.

**318.** The method as recited in claim **217**, and further comprising allowing a user to modify at least one of the tornado diagram, the decision sensitivity display, the decision hierarchy display, the influence diagram, and the potential feasible hybrid theme.

**319.** The method as recited in claim **217**, wherein the logic is related to a business-to-business transaction.

**320.** The method as recited in claim **217**, wherein the generating includes generating at least four of: the tornado diagram, the decision sensitivity display, the decision hierarchy display, the influence diagram, and the potential feasible hybrid theme.

**321.** The method as recited in claim **310**, wherein the decision sensitivity display is capable of showing the at least one value associated with the first strategy simultaneously with the at least one value associated with the second strategy.

**322.** The method as recited in claim **217**, wherein the at least one application is the product supply-related application and the product supply-related application relates to marketing at least one product.

**323.** The method as recited in claim **217**, wherein the at least one application is the service supply-related application and the service supply-related application relates to marketing at least one service.

**324.** The method as recited in claim **217**, wherein the at least one application is the corporate-related application and the corporate -related application relates to marketing.

**325.** The method as recited in claim **217**, wherein logic supports the decision-making.

**326.** The computer program product as recited in claim **110**, wherein the storage includes at least one database.

**327.** The computer program product as recited in claim **110**, wherein the storage includes at least one decision-relevant database.

**328.** The computer program product as recited in claim **110**, wherein the storage includes a plurality of databases.

**329.** The computer program product as recited in claim **110**, wherein the storage includes a plurality of databases coupled via at least one network.

**330.** The computer program product as recited in claim **110**, wherein the computer code for generating includes computer code for generating the decision hierarchy display, and the decision hierarchy display includes a table.

331. The computer program product as recited in claim 330, wherein each decision in the decision hierarchy display is represented by a column heading in the table.

332. The computer program product as recited in claim 331, wherein alternatives for each decision are arranged 5 beneath the column heading.

333. The computer program product as recited in claim 110, wherein the computer code for generating includes computer code for generating the decision hierarchy display, and content of the decision hierarchy display is based on the 10 second information.

334. The computer program product as recited in claim 110, wherein the second information includes information relating to controllables.

335. The computer program product as recited in claim 110, wherein the second information includes information relating to uncertainties. 15

336. The computer program product as recited in claim 129, wherein the uncertainties include independent uncertainties. 20

337. The computer program product as recited in claim 129, wherein the uncertainties include uncertainties dependent on decisions.

338. The computer program product as recited in claim 129, wherein the uncertainties include at least one of a product sales volume change, a margin change, a cost change, or a margin change. 25

339. The computer program product as recited in claim 129, wherein include at least two of a product sales volume change, a margin change, a cost change, and a margin change. 30

340. The computer program product as recited in claim 129, wherein include at least three of a product sales volume change, a margin change, a cost change, and a margin change.

341. The computer program product as recited in claim 110, wherein the computer code for generating includes computer code for generating the decision hierarchy display, the decision hierarchy display including information on target customers. 35

342. The computer program product as recited in claim 110, wherein the computer code for generating includes computer code for generating the decision hierarchy display, the decision hierarchy display including information on at least one channel. 40

343. The computer program product as recited in claim 110, wherein the computer code for generating includes computer code for generating the decision hierarchy display, the decision hierarchy display including information on a sales-force channel. 45

344. The computer program product as recited in claim 110, wherein the computer code for generating includes computer code for generating the decision hierarchy display, the decision hierarchy display including information on a service channel. 50

345. The computer program product as recited in claim 110, wherein the second information includes information relating to information sources.

346. The computer program product as recited in claim 110, wherein the second information includes information relating to decision alternatives.

347. The computer program product as recited in claim 110, wherein the second information includes information relating to sources of value. 60

348. The computer program product as recited in claim 110, wherein the computer program product utilizes a structural relationship of decisions.

349. The computer program product as recited in claim 110, wherein the computer program product utilizes input from a spreadsheet.

350. The computer program product as recited in claim 110, wherein the computer program product utilizes at least one equation relating to at least one decision.

351. The computer program product as recited in claim 110, wherein the computer program product utilizes a plurality of equations relating to a plurality of decisions.

352. The computer program product as recited in claim 110, wherein the computer program product utilizes structural relationship of decisions, values, and uncertainties.

353. The computer program product as recited in claim 133, wherein the computer code for generating includes computer code for generating the decision sensitivity display.

354. The computer program product as recited in claim 353, wherein the decision sensitivity display includes a decision sensitivity table.

355. The computer program product as recited in claim 353, wherein the decision sensitivity display includes a decision sensitivity chart.

356. The computer program product as recited in claim 353, wherein the decision sensitivity display shows at least one value associated with a first strategy and at least one value associated with a second strategy.

357. The computer program product as recited in claim 353, wherein the decision sensitivity display compares at least one value associated with a strategy.

358. The computer program product as recited in claim 353, wherein the decision sensitivity display identifies sources of value.

359. The computer program product as recited in claim 353, wherein the application is the real-estate application.

360. The computer program product as recited in claim 110, wherein the computer code for generating includes computer code for generating the decision hierarchy display, the decision hierarchy display including a bar graph.

361. The computer program product as recited in claim 110, wherein the computer code for generating includes computer code for generating the tornado diagram, the decision sensitivity display, and the influence diagram.

362. The computer program product as recited in claim 110, wherein the computer program product is capable of supporting an asynchronous decision-making process.

363. The computer program product as recited in claim 110, wherein the application utilizes policies that form boundary conditions for a decision.

364. The computer program product as recited in claim 110, wherein the application utilizes values that are important to a decision and uncertainties that potentially impact the values.

365. The computer program product as recited in claim 110, wherein the application interfaces a platform.

366. The computer program product as recited in claim 365, wherein the platform includes at least a portion of the computer code for the retrieving, the receiving, the processing, and the displaying.

367. The computer program product as recited in claim 365, wherein the application is separate from the platform.

368. The computer program product as recited in claim 365, wherein computer code for generating the display performs the generating based, at least in part, on the first information or the second information.