

Exhibit 8

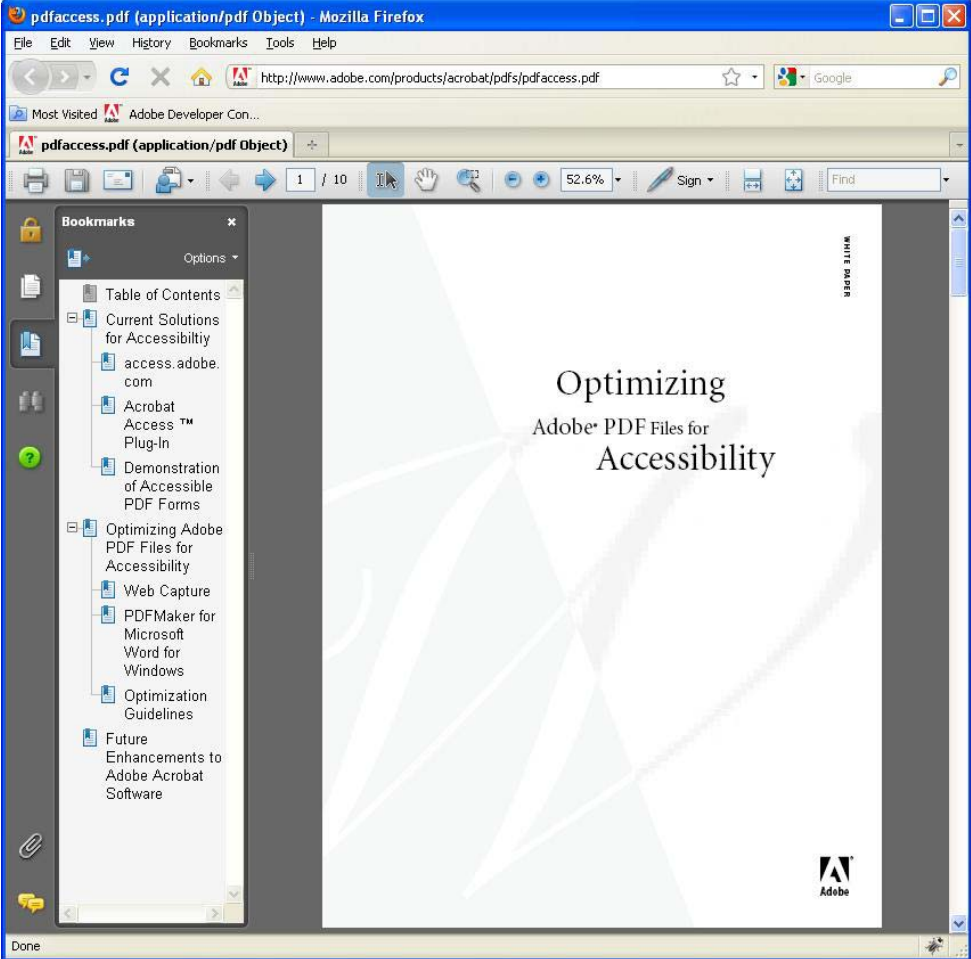
Claim Chart For Adobe Showing Indirect Infringement Of The '906 Patent Through PDF Authoring Tools and Direct And/Or Indirect Infringement Via Its PDF Viewers

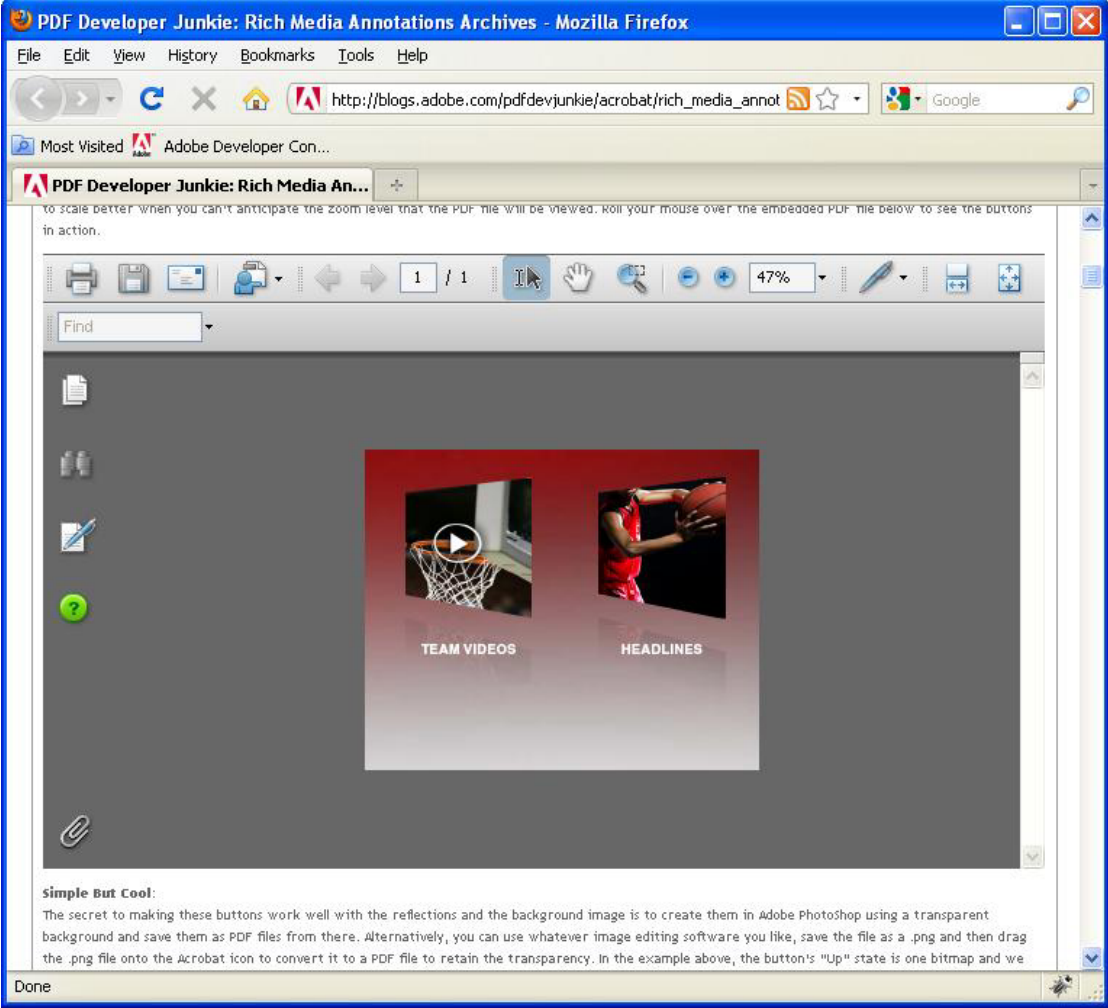
Claim	Claim Language	Evidence
1pre	A method for running an application program in a computer network environment, comprising:	<p>Adobe indirectly, by induced and/or contributory infringement, infringes all elements of this claim, set forth below, through its pdf authoring tools, including but not limited to:</p> <ul style="list-style-type: none"> • Acrobat Standard • Acrobat Pro <ul style="list-style-type: none"> ○ See Adobe Acrobat 9 Pro, http://www.adobe.com/products/acrobatpro/. “Adobe® Acrobat® 9 Pro software builds on the foundational feature set of Acrobat 9 Standard to provide business and creative professionals with additional capabilities, including enhanced security features, high-end print production support, and easy-to-manage electronic document reviews.” • Acrobat Pro Extended <ul style="list-style-type: none"> ○ See Adobe Acrobat 9 Pro Extended, http://www.adobe.com/products/acrobatproextended/. “Adobe® Acrobat® 9 Pro Extended software was built to meet the demanding requirements of business and technical professionals, today and in the future. Use its simple-yet-sophisticated tools to organize and share the widest range of content — including documents, spreadsheets, e-mail, images, video, 3D, and maps — in a single, compressed PDF Portfolio.” ○ See Adobe Acrobat 9 Pro Extended, http://www.adobe.com/products/acrobatproextended/. “Automatically convert a variety of video formats to SWF for reliable, cross-platform sharing of video, animations, and applications in PDF documents. With native support for Adobe Flash® technology, no


Claim	Claim Language	Evidence
		<p>additional media player is necessary for playback. . . . Enable team members to review and comment on complex content, including 2D and 3D design data, video, and interactive maps.”</p> <ul style="list-style-type: none"> • Creative Suite 4 Design Premium (which includes Acrobat 9 Pro, see http://www.adobe.com/products/creativesuite/compare/) • Creative Suite 4 Design Standard (which includes Acrobat 9 Pro, see http://www.adobe.com/products/creativesuite/compare/) • Creative Suite 4 Web Premium (which includes Acrobat 9 Pro, see http://www.adobe.com/products/creativesuite/compare/) • Creative Suite 4 Master Collection (which includes Acrobat 9 Pro, see http://www.adobe.com/products/creativesuite/compare/) • Technical Communication Suite 2 (which includes Acrobat 9 Pro Extended, see http://www.adobe.com/products/technicalcommunicationsuite/) • Distiller Server <ul style="list-style-type: none"> ○ See Adobe Distiller Server 8, http://www.adobe.com/products/acrdis/. “Adobe® Distiller® Server 8 software converts PostScript® to Adobe PDF using a server.” ○ See Adobe Distiller Server 8 Centralized High-Volume Adobe PDF Creation From Postscript, p. 2, available at http://www.adobe.com/products/acrdis/pdfs/acrdis_datasheet.pdf. “Distiller Server 8 utilizes the industry standard Adobe PDF specification. Take advantage of the Adobe PDF 1.7 specification, the same version of Adobe PDF created by Adobe Acrobat(R) 8 software.” • Flash Paper <ul style="list-style-type: none"> ○ See Macromedia Flash Paper 2, http://www.adobe.com/products/flashpaper/.

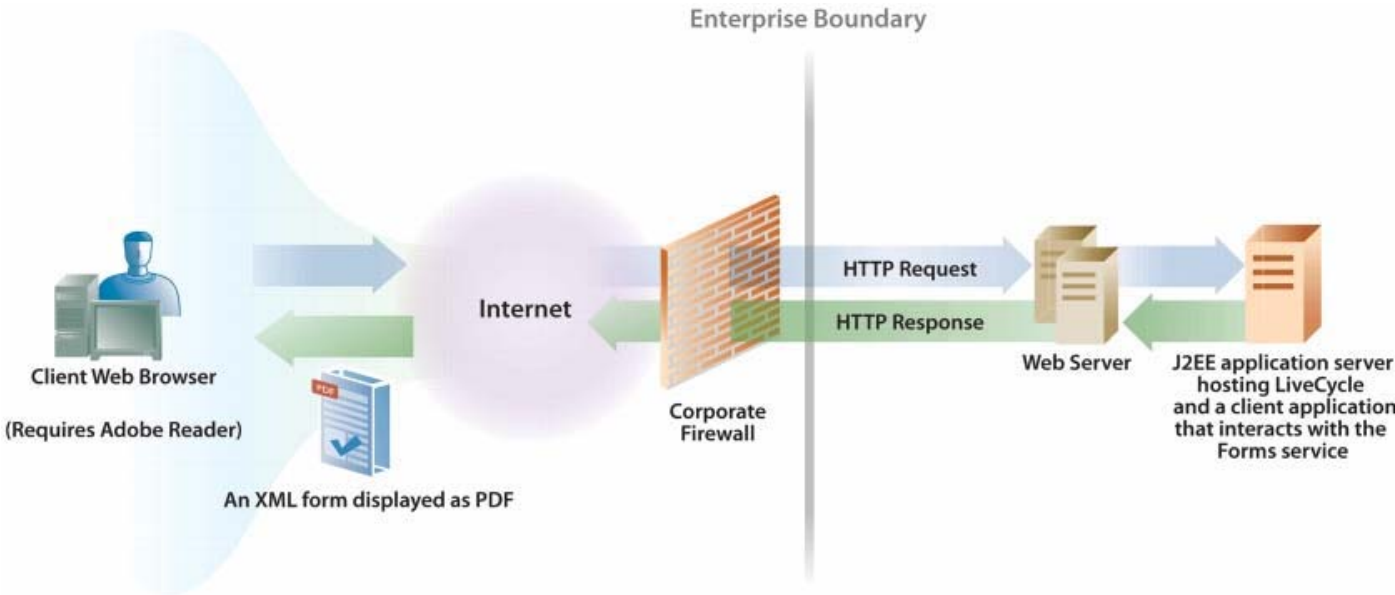
Claim	Claim Language	Evidence
		<p>“FlashPaper 2 allows anyone to convert printable files into Macromedia Flash documents or PDF files with one click.”</p> <ul style="list-style-type: none"> ○ See FlashPaper 2 Feature Tour, available at http://www.adobe.com/products/flashpaper/productinfo/features/brz_tour/ (wherein the narrator explains “users can interact with the documents using standard controls like zooming and scrolling”). • Framemaker <ul style="list-style-type: none"> ○ See Migrating from Unstructured to Structured FrameMaker, p. 7, available at http://www.adobe.com/devnet/framemaker/pdfs/migrationguide.pdf. “Structured FrameMaker provides everything you need to create high-quality print and PDF output. Many other XML authoring tools do not include a high-quality print solution, and designing a layout for print and PDF is much more complex than publishing to the web.” ○ See http://www.adobe.com/products/framemaker/ (noting “long-document and pristine PDF output support” as top features of Framemaker). • InDesign CS4 <ul style="list-style-type: none"> ○ See Adobe FrameMaker 9, http://www.adobe.com/products/framemaker/faq/. “Adobe InDesign CS4 software is a professional page layout solution that breaks down the barriers between online and offline publishing. It allows you to create compelling print layouts, immersive content for playback in the Adobe Flash Player runtime, and interactive PDF documents.” • Pagemaker <ul style="list-style-type: none"> ○ See Recommendations for creating PDF files, http://kb2.adobe.com/cps/320/320923.html. “Adobe PageMaker 7.0.1a is designed to work with Adobe Acrobat 6.0.x and 7.0.x and enables you to export files directly from

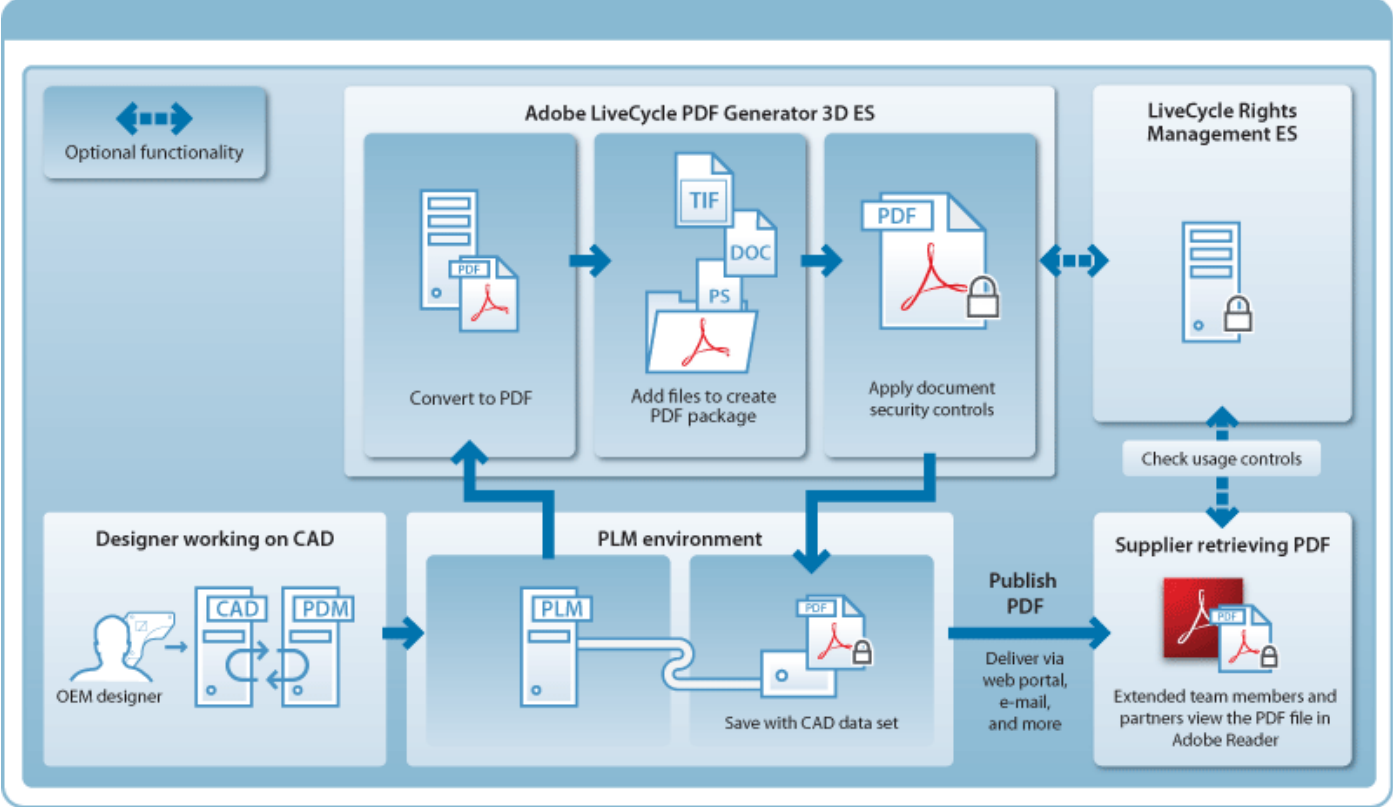
Claim	Claim Language	Evidence
		<p>PageMaker to PDF.” and any other tools used to create pdf or similar content.</p> <p>For example, users of Adobe pdf authoring tools, the tools themselves and/or the servers hosting the pdf authoring tools (and/or the combination thereof) run an application program in a computer network environment. In addition, Adobe provides the infrastructure (e.g. the authoring tools/servers), in addition to instructions to users, and causes them to use Adobe pdf authoring tools in an infringing manner in their default and expected uses.</p>

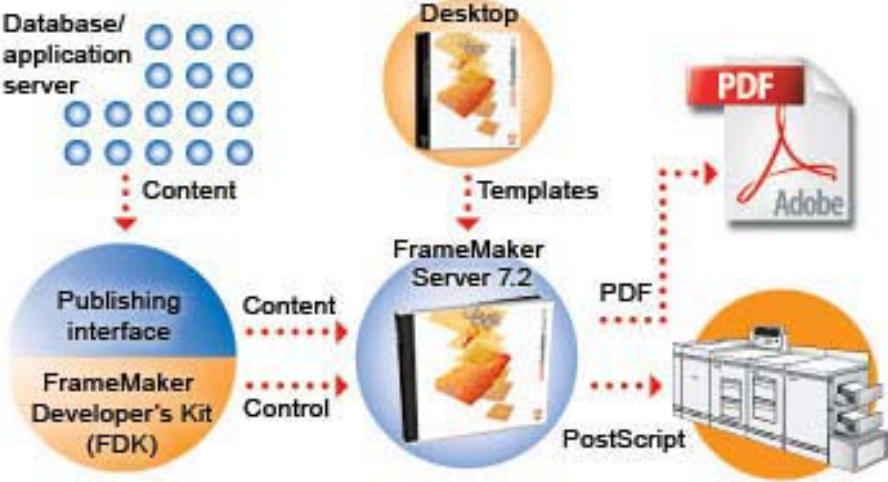
Claim	Claim Language	Evidence
		 <p data-bbox="611 1219 2009 1300">Source: Optimizing Adobe PDF Files for Accessibility, http://www.adobe.com/products/acrobat/pdfs/pdfaccess.pdf.</p>

Claim	Claim Language	Evidence
		 <p>Source: How to Add a Preview Page to PDF Files Created with Adobe Presenter 7, http://blogs.adobe.com/pdfdevjunkie/acrobat/rich_media_annotations/.</p>

Claim	Claim Language	Evidence
		 <p>The screenshot shows a Mozilla Firefox browser window with the address bar displaying http://blogs.adobe.com/acom/2008/09/pdf_support_in_acrobatcom_and.html. The page title is "The Acrobat.com Blog: PDF Support in Acrobat.com and Buzzword". The main content area includes a paragraph about downloading PDFs, a section titled "3. Embed PDFs (and other files)" with subtext about using a "widget", and a section titled "4. Export Buzzword documents to PDF" with subtext about exporting documents. A sidebar on the right contains a navigation menu with categories like "News and Reviews", "Archives" (listing months from November 2009 to March 2008), "Perspectives", "Podcasts", "Presentations", "Tables", "Technical", "Tips and Tricks", "User Stories", "Version updates", and "What 100K People a Week...".</p> <p>Source: The Acrobat.com Blog: PDF Support in Acrobat.com and Buzzword, http://blogs.adobe.com/acom/2008/09/pdf_support_in_acrobatcom_and.html.</p>

Claim	Claim Language	Evidence
		 <p>Source: Rendering Interactive PDF Forms, http://livedocs.adobe.com/livecycle/8.2/programLC/programmer/help/000309.html.</p>

Claim	Claim Language	Evidence
		 <p>The diagram illustrates the workflow of Adobe LiveCycle PDF Generator 3D ES. It starts with an 'OEM designer' working on 'CAD' and 'PDM' data. This data is processed in a 'PLM environment' and 'Save with CAD data set'. The process then moves to 'Convert to PDF', 'Add files to create PDF package' (involving TIF, DOC, and PS files), and 'Apply document security controls'. An 'Optional functionality' box is linked to the 'Convert to PDF' step. The resulting PDF is managed by 'LiveCycle Rights Management ES', which includes a 'Check usage controls' step. Finally, the PDF is 'Publish PDF' and 'Deliver via web portal, e-mail, and more' to a 'Supplier retrieving PDF', where 'Extended team members and partners view the PDF file in Adobe Reader'.</p> <p>Source: LiveCycle PDF Generator 3D ES — in depth, https://www.adobe.com/products/livecycle/pdfgenerator3d/indepth.html.</p>

Claim	Claim Language	Evidence
		 <p>The diagram illustrates the architecture of Adobe FrameMaker Server 7.2. It shows a 'Database/application server' providing 'Content' to a 'Publishing interface' and 'FrameMaker Developer's Kit (FDK)'. The 'Publishing interface' and 'FDK' both send 'Content' and 'Control' to 'FrameMaker Server 7.2'. The server also receives 'Templates' from a 'Desktop' and outputs 'PDF' and 'PostScript' files. A printer icon is shown receiving the PostScript output.</p> <p>Source: Adobe FrameMaker Server 7.2, http://www.adobe.com/products/fmserver/overview.html.</p> <p>Citation 1pre(7): Using Adobe Acrobat 9 Pro, p. 207, available at http://help.adobe.com/en_US/Acrobat/9.0/Professional/acrobat_pro_9.0_help.pdf. (describing how to create forms that can be filled out on a computer and submitted through an internet connection) "To collect form data on a server, type the location. For example, http://www.[domain]/[folder]/[subfolder]/ for an Internet address or \\[server]\[folder]\[subfolder]\ for a location on a local network."</p> <p>Citation 1pre(8): Linking to a PDF File, http://kb2.adobe.com/cps/155/tn_15588.html. "Portable Document Format (PDF) files are commonly available on Web sites for electronic document distribution. A Web site visitor can view a PDF file from within the browser window if a PDF viewer plug-in has been installed in the browser."</p>

Claim	Claim Language	Evidence
		<p>Citation 1pre(9): Using Adobe Acrobat 9 Pro, p. 34, available at http://help.adobe.com/en_US/Acrobat/9.0/Professional/acrobat_pro_9.0_help.pdf. "Internet preferences[:] Display PDF In Browser [d]isplays any PDF opened from the web in the browser window."</p> <p>Citation 1pre(10): Using Adobe Acrobat 9 Pro, p. 34, available at http://help.adobe.com/en_US/Acrobat/9.0/Professional/acrobat_pro_9.0_help.pdf. "Allow Fast Web View [d]ownloads PDFs for viewing on the web one page at a time. If this option is not selected, the entire PDF downloads before it is displayed. If you want the entire PDF to continue downloading in the background while you view the first page of requested information, also select Allow Speculative Downloading In The Background."</p> <p>Citation 1pre(11): Using Adobe Acrobat 9 Pro, p. 59, available at http://help.adobe.com/en_US/Acrobat/9.0/Professional/acrobat_pro_9.0_help.pdf. "You can select various settings to ensure that your PDF has the best balance between file size, resolution, conformity to specific standards, and other factors. Which settings you select depends on your goals for the PDF that you are creating. For example, a PDF intended for high-quality commercial printing requires different settings than a PDF intended only for on-screen viewing and quick downloading over the Internet."</p> <p>Citation 1pre(12): Using Adobe Acrobat 9 Pro, p. 183, available at http://help.adobe.com/en_US/Acrobat/9.0/Professional/acrobat_pro_9.0_help.pdf. "After you convert an existing document to a PDF form, you can add fields to it to convert it to an interactive form. An</p>

Claim	Claim Language	Evidence
		<p>interactive form can be filled out on a computer and submitted through an Internet or local network connection.”</p> <p>In addition, for the reasons set forth above, the Acrobat PDF plug-in, either alone and/or in combination with Adobe Acrobat, Adobe Reader, and/or pdf authoring tools, also infringes this element directly and indirectly (through contributory and/or induced infringement).</p> <ul style="list-style-type: none"> • See Linking to a PDF File, http://kb2.adobe.com/cps/155/tn_15588.html. “Portable Document Format (PDF) files are commonly available on Web sites for electronic document distribution. A Web site visitor can view a PDF file from within the browser window if a PDF viewer plug-in has been installed in the browser.” • See Configure Firefox and Mozilla to display PDF files (Technote), http://kb2.adobe.com/cps/333/333563.html. “Using thePDF plug-in If you select a PDF file after installing the plug-in, the PDF file will download to the browser’s Temp folder, and the browser will open Acrobat or Adobe Reader to display the file within the browser window. The Acrobat toolbar at the top of the browser window is an indicator that the PDF plug-in installed correctly.” • See Configure Safari to display PDF files using Acrobat 8 viewers (Technote), http://kb2.adobe.com/cps/333/333545.html. “The AdobePDFViewer.plugin file is the main file used by Acrobat to view PDF files in the Safari browser” • See Configure Safari to display PDF files using Acrobat 7 viewers, http://kb2.adobe.com/cps/331/331040.html. “The main file used by Acrobat to view PDF files in the Safari browser on Mac OS X is the Adobe PDFViewer.plugin; this file is installed in the Library/Internet Plug-Ins folder.” • See A New Web Browser Joins the Party - Google Chrome,