

# **EXHIBIT “B”**



US007708198B2

(12) **United States Patent**  
**Gangi**

(10) **Patent No.:** **US 7,708,198 B2**

(45) **Date of Patent:** **May 4, 2010**

(54) **WALLET CONSOLIDATOR TO FACILITATE A TRANSACTION**

4,016,405 A 4/1977 McCune et al.

4,102,493 A 7/1978 Moreno

4,214,230 A 7/1980 Fak et al.

4,234,932 A 11/1980 Gorgens

4,253,017 A 2/1981 Whitehead

(75) Inventor: **Frank J. Gangi**, Frisco, TX (US)

(73) Assignee: **E-Micro Corporation**, Houston, TX (US)

(Continued)

FOREIGN PATENT DOCUMENTS

(\* ) Notice: Subject to any disclaimer, the term of this patent is extended or adjusted under 35 U.S.C. 154(b) by 38 days.

AU 732877 B2 10/1998

(Continued)

OTHER PUBLICATIONS

(21) Appl. No.: **11/931,479**

(22) Filed: **Oct. 31, 2007**

Hwang, Diana; Computer Reseller News; "Vendors Step Up To Challenge Posed By Smart Card Technology"; Oct. 16, 1995; pp. 1-3.\*

(Continued)

(65) **Prior Publication Data**

US 2008/0059374 A1 Mar. 6, 2008

Primary Examiner—Ella Colbert

(74) Attorney, Agent, or Firm—Bracewell & Giuliani LLP

**Related U.S. Application Data**

(60) Division of application No. 09/923,617, filed on Aug. 6, 2001, now Pat. No. 7,349,885, which is a continuation of application No. 09/618,407, filed on Jul. 18, 2000, now Pat. No. 6,293,462, which is a continuation of application No. 09/087,193, filed on May 29, 1998, now Pat. No. 6,131,811.

(57) **ABSTRACT**

A wallet consolidator to warehouse information pertaining to at least one card and to retrieve the warehoused information to facilitate a transaction is provided. An embodiment of a wallet consolidator can include a housing, one or more input devices positioned to receive information, and a memory device positioned to store at least a portion of the information received by the one or more input devices. The wallet consolidator can also include a radio frequency wireless communication interface associated with the housing and adapted to communicate with a point-of-sale terminal thereby to provide at least a portion of the information stored in the memory device to the point-of-sale terminal, a display screen, and a controller positioned within the housing in communication with and to control each of the one or more input devices, the memory device, the radio frequency wireless communication interface, and the display screen.

(51) **Int. Cl.**

**G06K 5/00** (2006.01)

(52) **U.S. Cl.** ..... **235/380**; 235/382

(58) **Field of Classification Search** ..... 705/1, 705/41, 69; 235/370, 380, 382; 361/683, 361/708

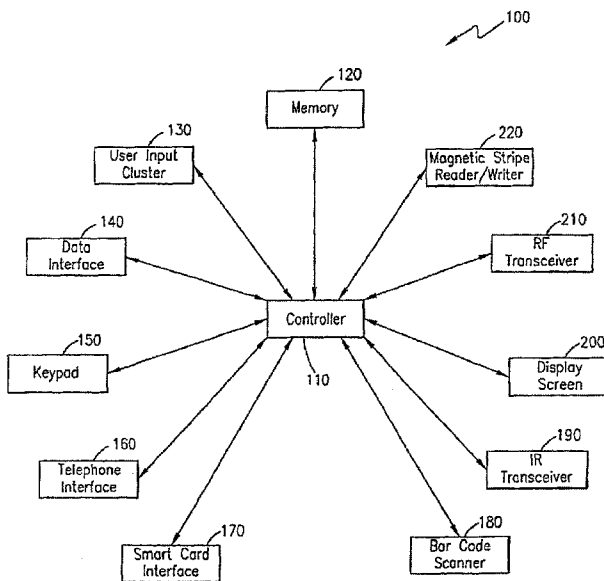
See application file for complete search history.

(56) **References Cited**

U.S. PATENT DOCUMENTS

3,845,277 A 10/1974 Voss et al.

**30 Claims, 3 Drawing Sheets**



U.S. PATENT DOCUMENTS					
4,314,352 A	2/1982	Fought	5,754,656 A	5/1998	Nishioka et al.
4,390,968 A	6/1983	Hennessy et al.	5,761,309 A	6/1998	Ohashi et al.
4,437,130 A	3/1984	Hennessy et al.	5,790,677 A	8/1998	Fox et al.
4,438,326 A	3/1984	Uchida	5,818,030 A	10/1998	Reyes
4,443,027 A	4/1984	McNeely et al.	5,825,871 A	10/1998	Mark
4,458,142 A	7/1984	Bernstein	5,831,862 A	11/1998	Hetrick et al.
4,614,861 A	9/1986	Pavlov et al.	5,832,457 A	11/1998	O'Brien et al.
4,634,845 A	1/1987	Hale et al.	5,834,747 A	11/1998	Cooper
4,650,978 A	3/1987	Hudson et al.	5,834,756 A *	11/1998	Gutman et al. .... 235/493
4,679,236 A	7/1987	Davies	5,844,497 A	12/1998	Gray
4,701,601 A	10/1987	Francini et al.	5,850,442 A	12/1998	Muftic
4,705,211 A	11/1988	Honda et al.	5,883,810 A	3/1999	Franklin et al.
4,707,594 A	11/1987	Roth	5,884,271 A	3/1999	Pitroda
4,742,351 A	5/1988	Suzuki	5,895,903 A	4/1999	Abe et al.
4,755,940 A	7/1988	Brachtl et al.	5,905,246 A	5/1999	Fajkowski
4,772,782 A	9/1988	Nonat	5,913,203 A	6/1999	Wong et al.
4,791,283 A	12/1988	Burkhardt	5,915,226 A	6/1999	Martineau
4,837,422 A	6/1989	Dethloff et al.	5,917,168 A	6/1999	Nakamura et al.
4,837,822 A	6/1989	Crosley et al.	5,923,016 A	7/1999	Fredregill et al.
4,849,613 A	7/1989	Eisele	5,936,226 A	8/1999	Aucsmith
4,868,376 A	9/1989	Lessin et al.	5,936,541 A	8/1999	Stambler
4,918,631 A	4/1990	Hara et al.	5,937,394 A	8/1999	Wong et al.
4,926,480 A	5/1990	Chaum	5,940,511 A	8/1999	Wilfong
4,928,001 A	5/1990	Masada	5,953,710 A	9/1999	Fleming
4,959,788 A	9/1990	Nagata et al.	5,955,961 A	9/1999	Wallerstein
4,960,982 A	10/1990	Takahira	5,956,699 A	9/1999	Wong et al.
4,990,759 A	2/1991	Gloton et al.	RE36,365 E	11/1999	Levine et al.
5,010,237 A	4/1991	Kawana	5,991,412 A	11/1999	Wissenburgh et al.
5,095,196 A	3/1992	Miyata	6,000,832 A	12/1999	Franklin et al.
5,130,519 A	7/1992	Bush et al.	6,003,763 A	12/1999	Gallagher et al.
5,135,095 A	8/1992	Kocznar et al.	6,012,634 A	1/2000	Brogan et al.
5,157,247 A	10/1992	Takahira	6,012,636 A	1/2000	Smith
5,168,520 A	12/1992	Weiss	6,014,634 A	1/2000	Scroggie et al.
5,192,947 A	3/1993	Neustein	6,018,717 A	1/2000	Lee et al.
5,220,501 A	6/1993	Lawlor et al.	6,024,288 A	2/2000	Gottlich et al.
5,221,838 A	6/1993	Gutman et al.	6,029,150 A	2/2000	Kravitz
5,276,311 A	1/1994	Hennige	6,029,890 A	2/2000	Austin
5,317,636 A	5/1994	Vizcaino	6,032,134 A	2/2000	Weissman
5,371,797 A	12/1994	Bocinsky, Jr.	6,038,492 A	3/2000	Nichols et al.
5,373,558 A	12/1994	Chaum	6,038,551 A *	3/2000	Barlow et al. .... 705/41
5,375,037 A	12/1994	Le Roux	6,039,244 A	3/2000	Finsterwald
5,412,192 A	5/1995	Hoss	6,047,268 A	4/2000	Bartoli et al.
5,426,283 A	6/1995	Berthozat et al.	6,050,493 A	4/2000	Fertig
5,434,398 A	7/1995	Goldberg	6,061,660 A	5/2000	Eggleston et al.
5,434,919 A	7/1995	Chaum	6,068,184 A	5/2000	Barnett
5,438,166 A	8/1995	Carey et al.	6,068,192 A	5/2000	McCabe et al.
5,438,186 A	8/1995	Nair et al.	6,072,870 A	6/2000	Nguyen et al.
5,440,108 A	8/1995	Tran et al.	6,075,861 A	6/2000	Miller, II
5,444,616 A	8/1995	Nair et al.	6,078,888 A	6/2000	Johnson, Jr.
5,448,047 A	9/1995	Nair et al.	6,078,902 A	6/2000	Schenkler
5,455,407 A	10/1995	Rosen	6,089,451 A	7/2000	Krause
5,471,045 A	11/1995	Geronimi	6,098,053 A	8/2000	Slater
5,473,690 A	12/1995	Grimonprez et al.	6,101,477 A	8/2000	Hohle et al.
5,497,411 A	3/1996	Pellerin	6,111,953 A	8/2000	Walker et al.
5,538,442 A	7/1996	Okada	6,119,933 A	9/2000	Wong et al.
5,557,518 A	9/1996	Rosen	6,122,625 A	9/2000	Rosen
5,568,121 A	10/1996	Lamensdorf	6,129,274 A	10/2000	Suzuki
5,578,808 A	11/1996	Taylor	6,131,811 A	10/2000	Gangi
5,585,787 A	12/1996	Wallerstein	6,132,799 A	10/2000	Corniglione et al.
5,590,038 A	12/1996	Pitroda	6,163,771 A	12/2000	Walker et al.
5,590,197 A	12/1996	Chen et al.	D436,620 S	1/2001	Webb et al.
5,623,552 A	4/1997	Lane	6,178,408 B1	1/2001	Copple et al.
5,627,355 A	5/1997	Rahman et al.	6,188,309 B1	2/2001	Levine
5,649,118 A	7/1997	Carlisle et al.	6,189,787 B1	2/2001	Dorf
5,655,008 A	8/1997	Futch et al.	6,205,436 B1	3/2001	Rosen
5,671,280 A	9/1997	Rosen	6,206,293 B1	3/2001	Gutman et al.
5,689,247 A	11/1997	Welner	RE37,122 E	4/2001	Levine et al.
5,745,555 A	4/1998	Mark	6,213,403 B1	4/2001	Bates, III
5,748,737 A *	5/1998	Daggar ..... 705/41	6,215,665 B1	4/2001	Martin
5,754,652 A	5/1998	Wilfong	6,224,109 B1	5/2001	Yang
5,754,653 A	5/1998	Canfield	6,227,447 B1	5/2001	Campisano
			6,230,977 B1	5/2001	Johnson
			6,234,389 B1 *	5/2001	Valliani et al. .... 235/380

6,257,486	B1	7/2001	Teicher et al.	7,083,087	B1	8/2006	Gangi
6,292,786	B1	9/2001	Deaton et al.	7,086,584	B2	8/2006	Stoutenburg et al.
6,293,462	B1	9/2001	Gangi	7,089,421	B2	8/2006	Wheeler et al.
6,327,578	B1	12/2001	Linehan	7,092,916	B2	8/2006	Diveley
6,332,134	B1	12/2001	Foster	7,096,205	B2	8/2006	Hansen et al.
6,339,766	B1	1/2002	Gephart	7,096,354	B2	8/2006	Wheeler et al.
6,343,284	B1	1/2002	Ishikawa et al.	7,104,440	B2	9/2006	Hansen
6,370,488	B1	4/2002	Beaudoin et al.	7,107,249	B2	9/2006	Dively et al.
6,385,591	B1	5/2002	Mankoff	7,117,183	B2	10/2006	Blair et al.
6,394,343	B1	5/2002	Berg et al.	7,158,955	B2	1/2007	Diveley
6,402,029	B1	6/2002	Gangi	7,177,848	B2	2/2007	Hogan et al.
6,403,029	B1	6/2002	Schmidt	7,184,980	B2	2/2007	Allen-Roumann et al.
6,425,523	B1	7/2002	Shem-Ur et al.	7,184,989	B2	2/2007	Hansen et al.
6,456,984	B1	9/2002	Demoff et al.	7,195,154	B2	3/2007	Routhenstein
6,470,233	B1*	10/2002	Johnson, Jr. .... 700/237	7,225,154	B2	5/2007	Hansen
6,473,500	B1	10/2002	Risafi et al.	7,228,292	B2	6/2007	Coyle
6,505,772	B1	1/2003	Mollett et al.	7,257,228	B2	8/2007	Wheeler et al.
6,518,927	B2	2/2003	Schremmer et al.	7,264,152	B2	9/2007	Tsuei et al.
6,549,912	B1	4/2003	Chen	7,266,533	B2	9/2007	Karas et al.
6,574,730	B1	6/2003	Bissell et al.	7,309,003	B2	12/2007	Algiene et al.
6,581,827	B2	6/2003	Welton	7,316,350	B2	1/2008	Algiene
6,592,044	B1	7/2003	Wong et al.	7,319,977	B2	1/2008	McGee et al.
6,607,127	B2	8/2003	Wong	7,328,191	B2	2/2008	McGee et al.
6,609,654	B1	8/2003	Anderson et al.	7,357,312	B2	4/2008	Gangi
6,631,849	B2	10/2003	Blossom	7,379,919	B2	5/2008	Hogan et al.
6,636,833	B1	10/2003	Flitcroft et al.	7,398,225	B2	7/2008	Voltmer et al.
6,685,088	B1	2/2004	Royer et al.	7,398,252	B2	7/2008	Neofytides et al.
6,732,919	B2	5/2004	Macklin et al.	2001/0034720	A1	10/2001	Armes
6,755,341	B1	6/2004	Wong et al.	2001/0045454	A1	11/2001	Gangi
6,755,344	B1	6/2004	Mollett et al.	2001/0047335	A1	11/2001	Arndt et al.
6,761,309	B2	7/2004	Stoutenburg et al.	2001/0048023	A1	12/2001	Fitzmaurice et al.
6,789,189	B2	9/2004	Wheeler et al.	2002/0007320	A1	1/2002	Hogan et al.
6,805,288	B2	10/2004	Routhenstein et al.	2002/0035548	A1	3/2002	Hogan et al.
6,814,282	B2	11/2004	Seifert et al.	2002/0083010	A1	6/2002	Kim
6,820,199	B2	11/2004	Wheeler et al.	2002/0087462	A1	7/2002	Seifert et al.
6,827,260	B2	12/2004	Stoutenburg et al.	2002/0104878	A1	8/2002	Seifert et al.
6,834,270	B1	12/2004	Pagani et al.	2002/0112160	A2	8/2002	Wheeler et al.
6,847,953	B2	1/2005	Kuo	2002/0120584	A1	8/2002	Hogan et al.
6,851,054	B2	2/2005	Wheeler et al.	2002/0138363	A1	9/2002	Karas et al.
6,857,566	B2	2/2005	Wankmueller	2002/0138424	A1	9/2002	Coyle
6,886,742	B2	5/2005	Stoutenburg et al.	2002/0139849	A1	10/2002	Gangi
6,892,302	B2	5/2005	Wheeler et al.	2002/0143706	A1	10/2002	Diveley
6,915,279	B2	7/2005	Hogan et al.	2002/0152168	A1	10/2002	Neofytides et al.
6,915,430	B2	7/2005	Wheeler et al.	2002/0152176	A1	10/2002	Neofytides et al.
6,922,673	B2	7/2005	Karas et al.	2002/0153414	A1	10/2002	Stoutenburg et al.
6,935,559	B2	8/2005	Mollett et al.	2002/0156683	A1	10/2002	Stoutenburg et al.
6,938,156	B2	8/2005	Wheeler et al.	2002/0161702	A1	10/2002	Milberger et al.
6,938,821	B2	9/2005	Gangi	2002/0166891	A1	11/2002	Stoutenburg et al.
6,950,940	B2	9/2005	Wheeler et al.	2002/0169719	A1	11/2002	Dively et al.
6,952,773	B2	10/2005	Wheeler et al.	2002/0174014	A1	11/2002	Wittrup
6,957,336	B2	10/2005	Wheeler et al.	2002/0178025	A1	11/2002	Hansen et al.
6,957,770	B1	10/2005	Robinson	2002/0198806	A1	12/2002	Blagg et al.
6,959,381	B2	10/2005	Wheeler et al.	2003/0021242	A1	1/2003	Drysdale et al.
6,978,369	B2	12/2005	Wheeler et al.	2003/0024979	A1	2/2003	Hansen et al.
6,981,154	B2	12/2005	Wheeler et al.	2003/0036956	A1	2/2003	Karas et al.
6,990,470	B2	1/2006	Hogan et al.	2003/0051145	A1	3/2003	Jackson et al.
6,991,157	B2	1/2006	Bishop et al.	2003/0055780	A1	3/2003	Hansen et al.
6,991,160	B2	1/2006	Demere	2003/0065624	A1	4/2003	James et al.
6,993,510	B2	1/2006	Guy et al.	2003/0069856	A1	4/2003	Seifert et al.
7,003,479	B2	2/2006	Cowell et al.	2003/0083987	A1	5/2003	Stoutenburg et al.
7,003,493	B2	2/2006	Weichert et al.	2003/0093367	A1	5/2003	Allen-Rouman et al.
7,010,681	B1	3/2006	Fletcher et al.	2003/0095665	A1	5/2003	Wheeler et al.
7,010,691	B2	3/2006	Wheeler et al.	2003/0097561	A1	5/2003	Wheeler et al.
7,014,104	B2	3/2006	MacFarlane et al.	2003/0097562	A1	5/2003	Wheeler et al.
7,028,185	B2	4/2006	Wheeler et al.	2003/0097565	A1	5/2003	Wheeler et al.
7,032,112	B2	4/2006	Wheeler et al.	2003/0097570	A1	5/2003	Wheeler et al.
7,039,593	B2	5/2006	Sager	2003/0097573	A1	5/2003	Wheeler et al.
7,047,414	B2	5/2006	Wheeler et al.	2003/0097589	A1	5/2003	Syvanne
7,054,842	B2	5/2006	James et al.	2003/0101136	A1	5/2003	Wheeler et al.
7,058,611	B2	6/2006	Kranzley et al.	2003/0101344	A1	5/2003	Wheeler et al.
7,070,094	B2	7/2006	Stoutenburg et al.	2003/0110129	A1	6/2003	Frazier et al.
7,082,533	B2	7/2006	Wheeler et al.	2003/0115463	A1	6/2003	Wheeler et al.
7,083,081	B2	8/2006	McGee et al.	2003/0120498	A1	6/2003	Villapudua

2003/0120615	A1	6/2003	Kuo	2005/0005124	A1	1/2005	Wheeler et al.
2003/0126036	A1	7/2003	Mascavage, III et al.	2005/0010505	A1	1/2005	Darrell
2003/0126067	A1	7/2003	Seifert et al.	2005/0015280	A1	1/2005	Gabel et al.
2003/0126075	A1	7/2003	Mascavage, III et al.	2005/0017067	A1	1/2005	Seifert et al.
2003/0126083	A1	7/2003	Seifert et al.	2005/0044373	A1	2/2005	Wheeler et al.
2003/0126437	A1	7/2003	Wheeler et al.	2005/0075974	A1	4/2005	Turgeon
2003/0126438	A1	7/2003	Wheeler et al.	2005/0080691	A1	4/2005	Holm-Blagg
2003/0126739	A1	7/2003	Prater	2005/0080730	A1	4/2005	Sorrentino
2003/0130907	A1	7/2003	Karas et al.	2005/0091116	A1	4/2005	Monk
2003/0130940	A1	7/2003	Hansen et al.	2005/0091153	A1	4/2005	Monk
2003/0130948	A1	7/2003	Algiene et al.	2005/0107152	A1	5/2005	McGee et al.
2003/0131234	A1	7/2003	Wheeler et al.	2005/0108127	A1	5/2005	Brown et al.
2003/0131235	A1	7/2003	Wheeler et al.	2005/0108130	A1	5/2005	Monk
2003/0135438	A1	7/2003	Blagg et al.	2005/0114217	A1	5/2005	Monk
2003/0135459	A1	7/2003	Abelman et al.	2005/0116027	A1	6/2005	Algiene et al.
2003/0154164	A1	8/2003	Mascavage et al.	2005/0119968	A1	6/2005	Michelsen et al.
2003/0155416	A1	8/2003	Macklin et al.	2005/0119969	A1	6/2005	Michelsen et al.
2003/0158818	A1	8/2003	George et al.	2005/0137986	A1	6/2005	Kean
2003/0171992	A1	9/2003	Blagg et al.	2005/0153398	A1	7/2005	Su et al.
2003/0172039	A1	9/2003	Guy et al.	2005/0167481	A1	8/2005	Hansen et al.
2003/0177067	A1	9/2003	Cowell et al.	2005/0177496	A1	8/2005	Blagg et al.
2003/0182218	A1	9/2003	Blagg	2005/0185774	A1	8/2005	Greear et al.
2003/0187712	A1	10/2003	Arthus et al.	2005/0185780	A1	8/2005	Greear et al.
2003/0222135	A1	12/2003	Stoutenburg et al.	2005/0187782	A1	8/2005	Greear et al.
2003/0222136	A1	12/2003	Bolle et al.	2005/0187830	A1	8/2005	Greear et al.
2003/0225689	A1	12/2003	MacFarlane et al.	2005/0187841	A1	8/2005	Greear et al.
2003/0229541	A1	12/2003	Randall et al.	2005/0187864	A1	8/2005	Greear et al.
2003/0229578	A1	12/2003	Hansen et al.	2005/0187865	A1	8/2005	Greear et al.
2003/0236747	A1	12/2003	Sager	2005/0187870	A1	8/2005	Greear et al.
2004/0006537	A1	1/2004	Zelechowski et al.	2005/0187938	A1	8/2005	Greear et al.
2004/0030647	A1	2/2004	Hansent et al.	2005/0192874	A1	9/2005	Greear et al.
2004/0030657	A1	2/2004	Holm-Blagg et al.	2005/0192895	A1	9/2005	Rogers et al.
2004/0039693	A1	2/2004	Nauman et al.	2005/0192897	A1	9/2005	Rogers et al.
2004/0039702	A1	2/2004	Blair et al.	2005/0209961	A1	9/2005	Michelsen et al.
2004/0049452	A1	3/2004	Blagg	2005/0211763	A1	9/2005	Sgambati et al.
2004/0054625	A1	3/2004	Kellogg et al.	2005/0234817	A1	10/2005	VanFleet et al.
2004/0064405	A1	4/2004	Weichert et al.	2005/0234822	A1	10/2005	VanFleet et al.
2004/0065726	A1	4/2004	McGee et al.	2005/0261968	A1	11/2005	Randall et al.
2004/0068437	A1	4/2004	McGee et al.	2005/0263587	A1	12/2005	Martinez
2004/0073511	A1	4/2004	Beaumont et al.	2005/0267840	A1	12/2005	Holm-Blagg et al.
2004/0078327	A1	4/2004	Frazier et al.	2005/0288964	A1	12/2005	Lutzen et al.
2004/0083184	A1	4/2004	Tsuei et al.	2006/0005192	A1	1/2006	Prendergast et al.
2004/0088261	A1	5/2004	Moore et al.	2006/0016879	A1	1/2006	Kean
2004/0112952	A1	6/2004	Algiene et al.	2006/0028319	A1	2/2006	Kean et al.
2004/0117299	A1	6/2004	Algiene et al.	2006/0036496	A1	2/2006	Cowell et al.
2004/0117302	A1	6/2004	Weichert et al.	2006/0036543	A1	2/2006	Blagg et al.
2004/0138947	A1	7/2004	McGee et al.	2006/0059040	A1	3/2006	Eldred et al.
2004/0139008	A1	7/2004	Mascavage	2009/0108056	A1	4/2009	Faust
2004/0143566	A1	7/2004	Fukasawa				
2004/0148203	A1	7/2004	Whitaker et al.				
2004/0148239	A1	7/2004	Albee et al.				
2004/0148286	A1	7/2004	Rogers				
2004/0153398	A1	8/2004	Baumgartner et al.	AU	732877	5/2001	
2004/0158521	A1	8/2004	Newton et al.	DE	100 50 882 A2	5/2002	
2004/0159699	A1	8/2004	Nelson et al.	DE	10050882	5/2005	
2004/0186773	A1	9/2004	George et al.	EP	0661675 A2	5/1995	
2004/0193551	A1	9/2004	McGee et al.	EP	0656600 A2	6/1995	
2004/0199461	A1	10/2004	Hansen	EP	0656600 A2	6/1995	
2004/0205023	A1	10/2004	Hafer et al.	EP	0661675	7/1995	
2004/0210476	A1	10/2004	Blair et al.	EP	0722241	7/1996	
2004/0210506	A1	10/2004	Algiene et al.	EP	0722241 A2	12/1996	
2004/0210521	A1	10/2004	Crea et al.	EP	1017030	7/2000	
2004/0210523	A1	10/2004	Gains et al.	EP	1017030 A2	7/2000	
2004/0211830	A1	10/2004	Algiene	EP	1028401	8/2000	
2004/0211831	A1	10/2004	Stoutenburg et al.	EP	1028401 A2	8/2000	
2004/0215557	A1	10/2004	Michelsen	JP	55143679	11/1980	
2004/0215574	A1	10/2004	Michelsen et al.	JP	55143679 A	11/1980	
2004/0230527	A1	11/2004	Hansen et al.	JP	61253580	11/1986	
2004/0254894	A1	12/2004	Tsuei et al.	JP	02148374	6/1990	
2004/0260653	A1	12/2004	Tsuei et al.	JP	05040864	2/1993	
2005/0005117	A1	1/2005	Wheeler et al.	JP	02148374	5/2002	
2005/0005118	A1	1/2005	Wheeler et al.	JP	2004102784	4/2004	
2005/0005123	A1	1/2005	Wheeler et al.	JP	05040884	2/2005	
				WO	WO92/16913	10/1992	

## FOREIGN PATENT DOCUMENTS

WO	WO 92/16913	A1	10/1992
WO	98/10363	A1	3/1998
WO	98/12675	A2	3/1998
WO	WO98/10363		3/1998
WO	WO98/12675		3/1998
WO	WO99/05633		2/1999
WO	WO 99/05633	A1	2/1999
WO	WO99/38129		7/1999
WO	WO 99/38129	A1	7/1999
WO	WO99/49424		9/1999
WO	WO 99/49424	A1	9/1999
WO	WO99/57675		11/1999
WO	WO 99/57675	A1	11/1999
WO	WO00/25262		5/2000
WO	WO 00/25262	A1	5/2000
WO	WO00/30048		5/2000
WO	WO 00/30048	A1	5/2000
WO	WO00/33497		6/2000
WO	WO 00/33497	A2	6/2000
WO	WO00/49586		8/2000
WO	WO 00/49586	A1	8/2000
WO	WO 00/52900	A1	9/2000
WO	WO 00/54208	A2	9/2000
WO	01/29789	A1	4/2001
WO	WO01/29789		4/2001
WO	WO 01/46902	A1	6/2001
WO	WO01/48902		7/2001
WO	WO01/50428		7/2001
WO	WO 01/50429	A	7/2001
WO	WO01/54082		7/2001
WO	WO 01/54082	A2	7/2001
WO	01/61920	A1	8/2001
WO	WO01/61920		8/2001
WO	WO01/69556		9/2001
WO	WO 01/69556	A2	9/2001
WO	WO01/71675		9/2001
WO	WO 01/71675	A1	9/2001
WO	WO01/78024		10/2001
WO	WO 01/78024	A2	10/2001
WO	01/88659	A2	11/2001
WO	WO01/88695		11/2001
WO	WO2005005287		1/2005
WO	2005/052871	A1	6/2005
WO	WO 2005/052871	A1	6/2005

## OTHER PUBLICATIONS

Curtis, Walt and Schnaidt, Patricia; Network Computing, v5, n14; "The electronic wallet, (secure ID cards and digital cash)"; Nov. 15, 1994; p. 1.\*

Internet Week, v2, n43; "Mastercard To Test IBM Digital Wallet: Software Will Open Market to Electronic Commerce"; Oct. 28, 1996; pp. 1-3.\*

R. Zapata, "Visa Hit with Suit Over No-Contact Credit Cards", IPLaw360, Portfolio Media Inc., Oct. 4, 2007, (3 pages).

EMV '96 Integrated Circuit Card Terminal Specification for Payment Systems, Version 3.1.1, May 31, 1998 (116 pages).

ISO/IEC JTC 1/SC 27, IT—Security Techniques, May 10, 1999 (4 pages).

File History of Gangi, U.S. Patent 6,938,821, (U.S. Appl. No. 10/052,405) including arguments from the Examiner and arguments in support of patentability.

File History of Gangi, U.S. Patent 7,083,087 (U.S. Appl. No. 11/130,765), including arguments from the Examiner and arguments in support of patentability.

File History of Gangi U.S. Appl. No. 11/929,592.

Partial File History of Gangi U.S. Appl. No. 10/235,012, abandoned.

Partial File History of Gangi, U.S. Patent 6,131,811 (U.S. Appl. No. 09/087,193), including arguments from the Examiner and arguments in support of patentability.

Partial File History of Gangi U.S. Patent 6,293,462 (U.S. Appl. No. 09/818,407), including arguments from the Examiner and arguments in support of patentability.

Partial File History of Gangi U.S. Patent 6,402,029 (U.S. Appl. No. 09/664,205), including arguments from the Examiner and arguments in support of patentability.

File History of Gangi U.S. Appl. No. 11/932,049.

File History of Gangi U.S. Appl. No. 11/931,479.

File History of Gangi U.S. Appl. No. 09/923,617, including arguments from the Examiner and arguments in support of patentability—part 1.

File History of Gangi U.S. Appl. No. 09/923,617, including arguments from the Examiner and arguments in support of patentability—part 2.

R.Zapata, article, titled Visa Hit with Suit Over No-Contact Credit Cards, Portfolio Media, Oct. 4, 2007.

EMV '96 Integrated Circuit Card Application Specification for Payment Systems, Version 3.1.1 (May 31, 1998).

ISO/IEC JTC 1/SC 27 Information Technology-Security Techniques (May 10, 1998).

File history of Gangi, US Patent 6,938,821, (U.S. Appl. No. 10/052,405) including arguments from the Examiner and arguments in support of patentability.

File History of Gangi, US Patent 7,083,087 (U.S. Appl. No. 11/130,765), including arguments from the Examiner and arguments in support of patentability.

File History of Gangi, U.S. Appl. No. 11/929,592.

Partial File History of Gangi U.S. Appl. No. 10/253,012, abandoned.

Partial File History of Gangi, US Patent 6,131,811 (U.S. Appl. No. 10/052,405) including arguments from the Examiner and arguments in support of patentability.

Partial File History of Gangi, US Patent 6,293,462 (U.S. Appl. No. 09/818,407) including arguments from the Examiner and arguments in support of patentability.

Partial File History of Gangi, US Patent 6,402,029 (U.S. Appl. No. 09/664,205) including arguments from the Examiner and arguments in support of patentability.

File History of Gangi U.S. Appl. No. 11/923,049.

Partial File History of Gangi, U.S. Appl. No. 09/923,617 including arguments from the Examiner and arguments in support of patentability.

Towitoko Electronics, "Product Overview Smartcard Terminals & Systems," Feb. 1998.

Dr. Klaus Vedder and Dr. Franz Weikmann, Glesecke & Derivant, "Smart Cards-Requirements, Properties and Applications," 1998.

"ActivCard," ActivCard, Inc., 1998.

OKI Advanced Products, Oki America, Inc., "Value-Checker.TM. CP," 1998.

Logis Chipcards Products, "Logismart Chipcard Readers-Worth Your Attention," 1998.

Selec Oy, "Setpurse. TM.," 1998.

NURI Information & Communications Inc., "NURI Smart Card Solutions," 1998.

Visa US s., "Visa Smart".

Vivowallett, found at [www.vivotech.com](http://www.vivotech.com).

Lindenmayer, Article, American Bunker, titled First Date, Grocer Tie ACH Payments to Loyalty Cards, Feb. 8, 2006.

Abstract for Japanese Patent Publication No. 55-143679, Patent Abstracts of Japan (2 pages).

Abstract for Japanese Patent Publication No. 02-148374, Patent Abstracts of Japan (2 pages).

Abstract for Japanese Patent Publication No. 05-040864, Patent Abstracts of Japan (2 pages).

Abstract for WO0030048, esp@cenet (1 page).

Abstract for WO0171675, esp@cenet (1 page).

Towitoko Electronics GmbH, "Product Overview Smartcard Terminals & Systems," Feb. 1998 (31 pages) Taufkirchen.

K Vedder, et al., Smart Cards—Requirements, Properties and Applications, Gieseck & Devrient GmbH, 1998 (22 pages) Germany.

ActivCard, ActivCard, Inc., 1998 (12 pages).

OKI Advanced Products, OKI America, Inc., "Value-Checker.TM. CP," 1998 (3 pages).

Logis Chipcard Products, "Logismart Chipcard Readers—Worth Your Attention," 1998 (10 pages).

Setec Oy, "Setpurse.TM.," 1998 (38 pages) Finland.

NURI Information & Communication Inc., "To Ensure Your Information Services NURI Smart Card Solutions," 1998 (21 pages) Korea.

Visa U.S.S., "VisaSmart" (9 pages).

Vivowallet, found at [www.vivotech.com](http://www.vivotech.com) (15 pages).

Isabelle Lindenmayer, American Banker the Financial Services Daily, titled First Data, Grocer Tie ACH Payments to Loyalty Cards, Feb. 8, 2006 (5 pages).

Abstract for Japanese Patent Publication No. 2004-102784, Patent Abstracts of Japan (2 pages).

Abstract for Japanese Patent Publication No. 61-253580, Patent Abstracts of Japan (1 page).

Abstract for German Patent Publication No. 10050882, esp@cenet (1 page).

Office Action from co-pending U.S. Appl. No. 11/929,592, dated May 19, 2008 (5 pages).

Response to Restriction Requirement with Extension of Time from co-pending U.S. Appl. No. 11/929,592, submitted on May 23, 2008 (9 pages).

Office Action, from co-pending U.S. Appl. No. 11/929,592, dated Jun. 30, 2008 (23 pages).

Terminal Disclaimer and Statement Under 37 CFR 3.73(b) and Response to Office Action, from co-pending U.S. Appl. No. 11/929,592, submitted on Sep. 30, 2008 (32 pages).

Supplemental Amendment, Exhibit A (Substitute Specification), Exhibit B (Substitute Specification: Track Changes Copy), from co-pending U.S. Appl. No. 11/929,592, submitted on Dec. 4, 2008 (89 pages).

Notice of Allowance, from co-pending U.S. Appl. No. 11/929,592, dated Jan. 22, 2009 (34 pages).

Comments on Statement of Reasons for Allowance and Part B—Fee(s) Transmittal, from co-pending U.S. Appl. No. 11/929,592, submitted Jan. 23, 2009 (2 pages).

Office Action for U.S. Appl. No. 11/932,049, dated Apr. 30, 2009, 12 pages.

Declaration Under 37 C.F.R. § 1.131 Signed by Frank Gangi With Exhibits 1-32.

"The History of Frequent Flyer Programs" From SmarterTravel, <http://wiki.smartertravel.com/index.php/>

The\_History\_of\_Frequent\_Flyer\_Programs, 2 pages.

<http://www.e-micro.com/>, E-Micro Corporation, Apr. 2001.

"American Express India expands Membership Rewards program", M2 Presswire, Mar. 2000, [http://findarticles.com/p/articles/mi\\_hb5243/is\\_200003/ai\\_n20070910/](http://findarticles.com/p/articles/mi_hb5243/is_200003/ai_n20070910/), 1 page.

"Continental Airlines: Continental Airlines introduces interactive customer loyalty program", M2 Presswire, Dec. 1999, 1 page.

"AmEx Rewards Beefed-Up", Oct. 14, 1999, CardTrak Online, <http://www.cardweb.com/cardtrak/news/1999/october/4a.html>, 2 pages.

"Midway Airlines joins American Express membership rewards programme", Airlin Industry Information, Mar. 3, 2000, <http://www.allbusiness.com/operations/shipping-air-freight/448154-1.html>, 3 pages.

Rowley, Jennifer, "Loyalty Kiosks: making loyalty cards work", British Food Journal, 2000, vol. 102, Issue 5/6, p. 390-398.

\* cited by examiner

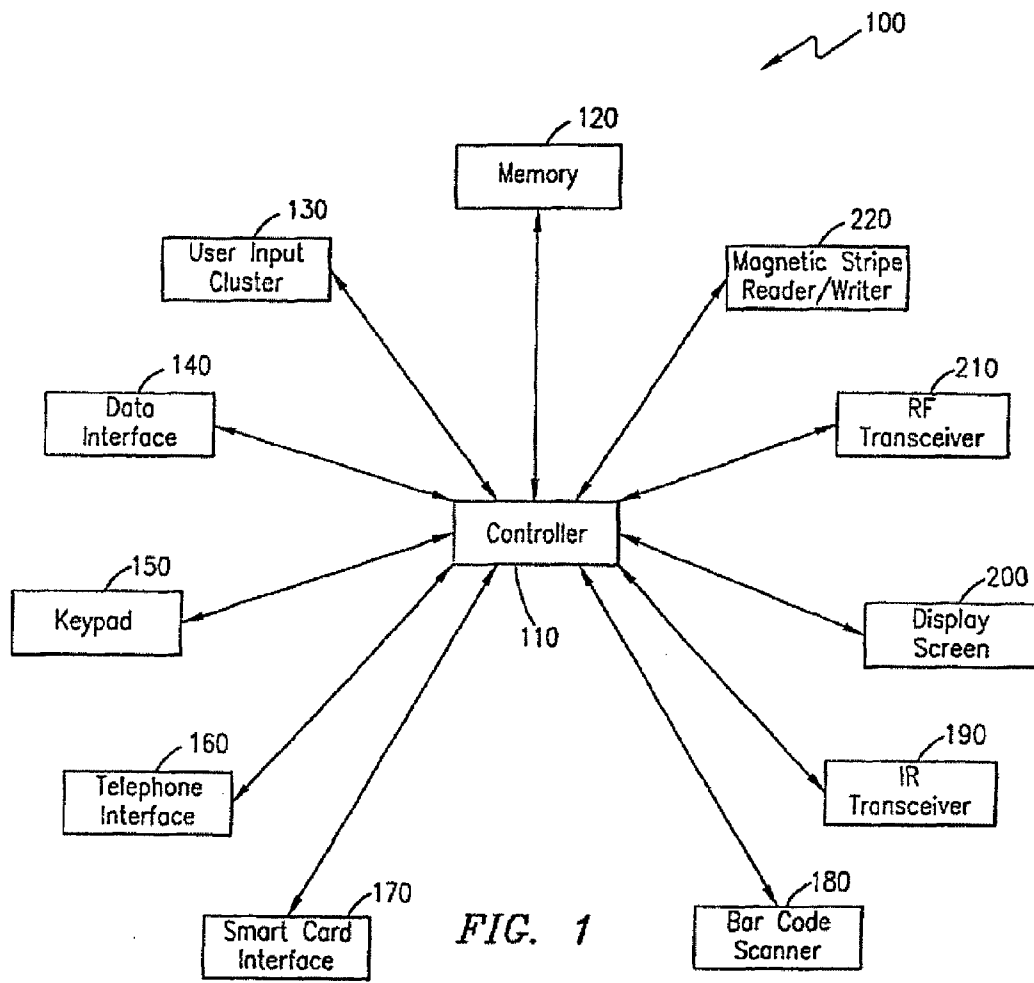
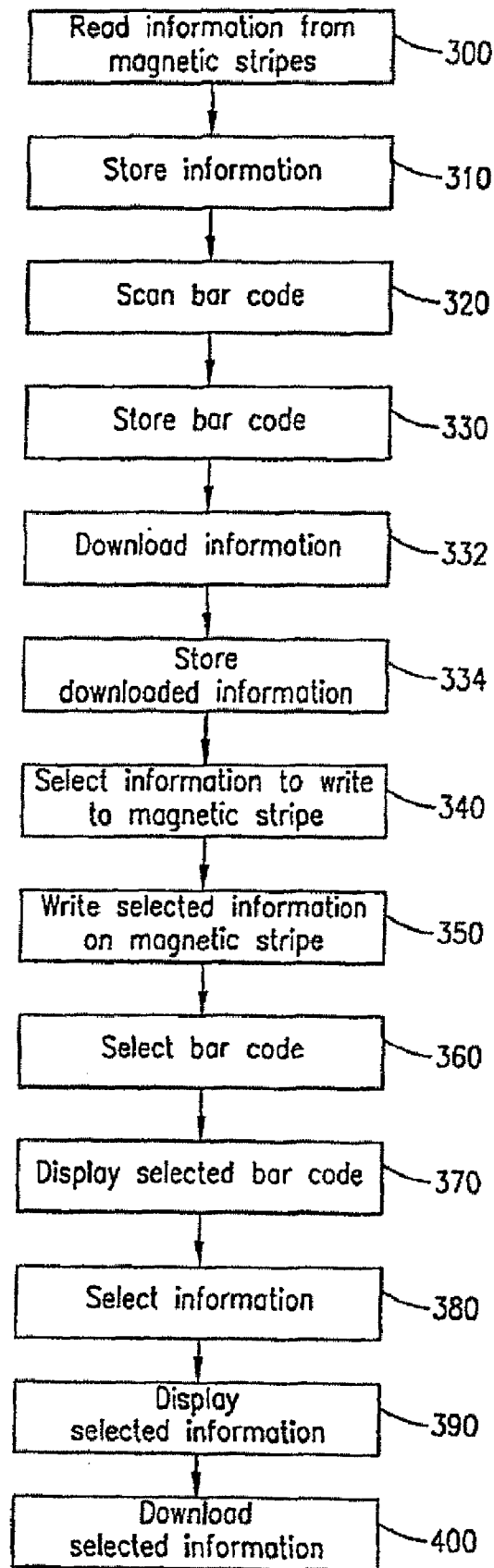
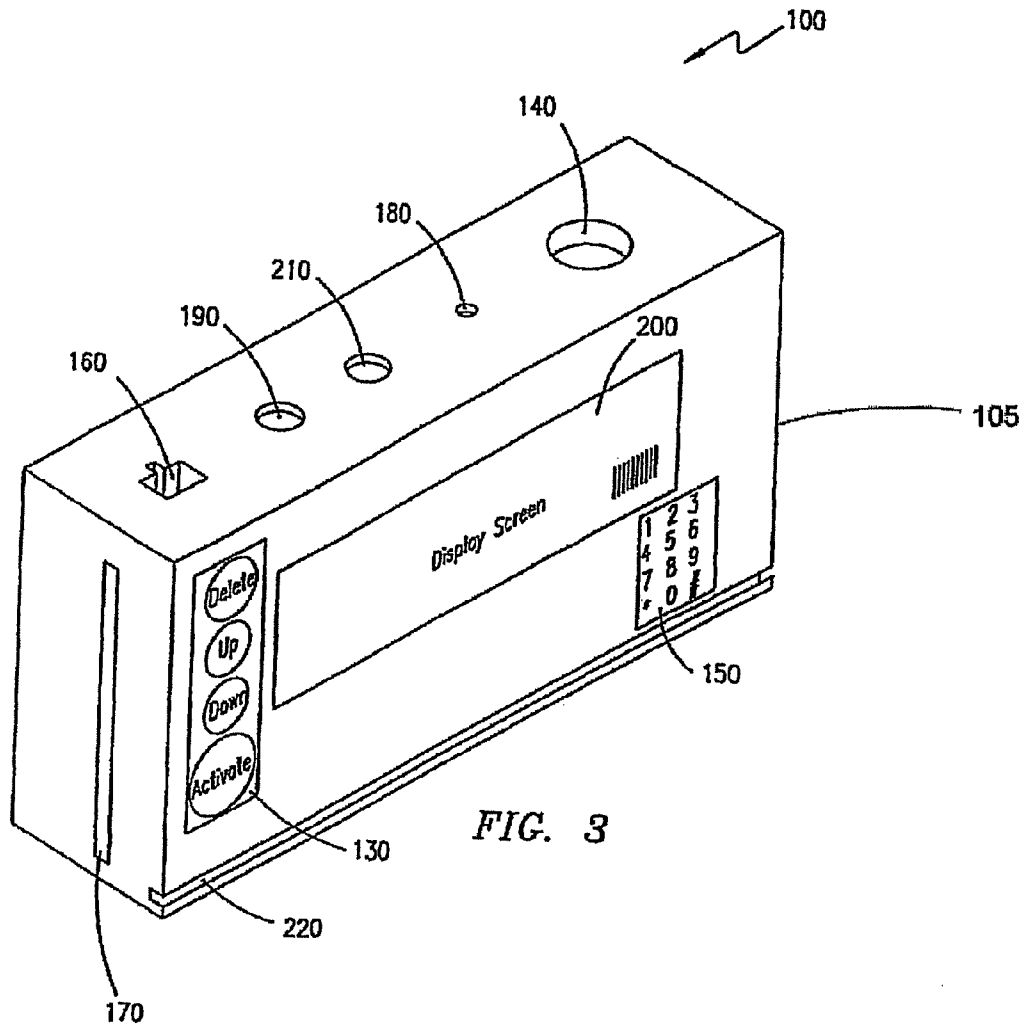


FIG. 1



FIG. 2





## WALLET CONSOLIDATOR TO FACILITATE A TRANSACTION

### RELATED APPLICATIONS

This application is a divisional of and claims priority to and the benefit of U.S. patent application Ser. No. 09/923,617, filed Aug. 6, 2001, titled "Wallet Consolidator and Related Methods of Processing a Transaction Using a Wallet Consolidator," now U.S. Pat. No. 7,349,885 which is a continuation of U.S. patent application Ser. No. 09/618,407, filed Jul. 18, 2000, titled "Wallet Consolidator," now U.S. Pat. No. 6,293,462, which is a continuation of U.S. patent application Ser. No. 09/087,193, filed May 29, 1998, titled "Wallet Consolidator," now U.S. Pat. No. 6,131,811, each incorporated herein by reference in their entireties.

### BACKGROUND OF THE INVENTION

#### 1. Field of The Invention

The present invention pertains in general to the use of electronic smart cards for the storage of information pertaining to electronic commerce and consumer identification, and in particular, but not by way of limitation, to an apparatus for the warehousing and retrieval of information pertaining to credit cards, debit cards, identification cards, and other selected data.

#### 2. Description of Related Art

In today's electronic commerce there has been a proliferation in the use of various types of credit, debit, identification, and other types of authorization cards. For example, an average individual is likely to carry a driver's license, several credit and debit cards, an identification card for access to a health club, an identification card to gain access to a place of employment, and an access card to gain entry into a parking garage, among others. Furthermore, with advances in electronic commerce, smart cards are likely to replace paper and coin money resulting in an additional card for consumers to carry. Each of these cards typically incorporates a magnetic stripe or bar code to facilitate easy recognition of the card and to store various types of data. Although the use of these cards allows for easy and efficient electronic commerce, the number of such cards quickly becomes cumbersome and many individuals find carrying the large number of cards inconvenient.

Attempts have been made to use a single smart card to hold the various information contained on several cards. These attempts, however, involve the downloading of information from the smart card provider and do not allow a smart card user to control the contents of the device by adding additional information from newly issued cards or removing information from discontinued cards.

It would be advantageous, therefore, to devise an apparatus for consolidating the various cards, and other types of information, which individuals typically carry in a wallet or purse. It would further be advantageous if such an apparatus stored the information in a central location and facilitated the use of a single multi-purpose card. It would still further be advantageous if such an apparatus allowed the user of the apparatus the ability to control the stored information.

### SUMMARY OF THE INVENTION

In view of the foregoing, embodiments of the present invention advantageously provide a wireless device or apparatus, also known as a wallet consolidator, capable of warehousing digitized information stored on various types of

credit, debit, identification, and other types of authorization cards, including identification information, some or all of which to be delivered to various computing devices and possibly a portion to a device operator located with the computer device. According to an embodiment of the present invention, a wallet consolidator to warehouse information pertaining to at least one card and to retrieve the warehoused information to facilitate a transaction at a point-of-sale terminal can include, for example, a housing, one or more input devices associated with the housing and positioned to receive information, and a memory device associated with then housing and positioned to store at least a portion of the information received by the one or more input devices. One or more input devices, for example, can be positioned to receive information associated with the at least one card so that at least a portion of the information received by the one or more input devices enables a point-of-sale transaction. The at least one card can be, for example, a credit card, a debit card, an identification card, or an electronic coupon. The one or more input devices, for example, can include a magnetic stripe reader/writer for reading and writing magnetic stripes, a bar code scanner for scanning bar codes, a keypad, a touch sensitive display screen, or an input cluster among others, to input user selections and commands.

An embodiment of the wallet consolidator can also include a radio frequency wireless communication interface associated with the housing and adapted to communicate with a point-of-sale terminal thereby to provide at least a portion of the information stored in the memory device to the point-of-sale terminal, a display screen, and a controller positioned within the housing in communication with each of the one or more input devices, the memory device, the radio frequency wireless communication interface, and the display screen. The display screen, for example, can be configured to display a menu of functions to a user. The menu of functions, can, for instance, include one or more of: adding card information, deleting card information, duplicating information, transferring information, moving cash, and accessing information. The information received by the one or more input devices, can include, for example, identification information. Moreover, the controller, according to an embodiment of the wallet consolidator can be positioned, for example, to control input of the information into the memory device of the wallet consolidator through the one or more input devices, display of the menu of functions to a user through the display screen, retrieval of at least a portion of the information from the memory device, and output of at least a portion of the information stored in the memory device through the radio frequency wireless communication interface to the point-of-sale terminal. A user, for example, can select the at least a portion of the information using one of the one or more input devices and position the wallet consolidator in communication with the point-of-sale terminal to enable a point-of-sale transaction responsive to the point-of-sale terminal receiving the at least a portion of the information communicated thereto from the wallet consolidator to thereby facilitate a transaction at the point-of-sale terminal.

In another embodiment of the present invention, for example, the one or more input devices can be, for example, connected to the housing and can including at least one keypad. Additionally, the memory device can be, for example a memory positioned within the housing, and the radio frequency wireless communication interface can be, for instance, connected to the housing. Moreover, the display screen can be connected to the housing and positioned on a same face of the housing as the at least one keypad, and the controller can be positioned within the housing and can be in

communication with each of the one or more input devices, the memory, the display screen, and the wireless communication interface. Also according to an embodiment of the present invention, the at least a portion of the information stored in the memory device of the wallet consolidator can be transmitted to various computing devices such as, but not limited to, point-of-sale terminals, dumb terminals, and databases, positioned to process a point-of-sale transaction effected pursuant to the at least a portion of the information. The at least a portion of the information stored in the memory device of the wallet consolidator can be communicated to the various computing devices via a data interface, an infrared transceiver, or a radio frequency wireless communication interface.

More specifically, according to an embodiment of the present invention, the one or more input devices can be associated with the housing and positioned to receive information associated with at least one card from one or both of a remote database and a user so that at least a portion of the information received by one of the one or more input devices enables a transaction. Additionally, for example, the radio frequency wireless communication interface can be associated with the housing and adapted to be positioned to communicate with a remote database thereby to provide the at least a portion of the information stored in the memory to a remote database. Also according to an embodiment of the present invention, the controller can be positioned to control input of the information into the memory of the wallet consolidator through the one or more input devices, display the menu of functions to a user through the display screen, retrieve the at least a portion of the information from the memory, and output the at least a portion of the information stored in the memory through the radio frequency wireless communication interface to a remote database. A user, for example, can select the at least a portion of the information using one of the one or more input devices and position the wallet consolidator in communication with a remote database to enable a transaction responsive to a remote database receiving the at least a portion of the information communicated thereto from the wallet consolidator to thereby facilitate a transaction.

According to an exemplary embodiment of the present invention, the one or more input devices can include at least one keypad, and the display screen can be connected to the housing and beneficially positioned on a same face of the housing as the at least one keypad. Furthermore, the information displayed on the display screen can comprise information from the memory device being displayed as controlled by the controller. Additionally, the information received by the one or more input devices can include information included on a plurality of different cards, the cards being selected from the group of credit cards, debit cards, identification cards, and electronic coupons. Also according to an embodiment of the present invention, the one or more input devices can be adapted to receive an input of a passcode from a user to gain access to the wallet consolidator so that the controller displays the menu of functions after the user gains access to the wallet consolidator by entering the passcode through the one of the one or more input devices. Moreover, the one or more input devices, for example, can further include a touch sensitive display screen associated with the display screen, associated with the housing, and positioned adjacent to the at least one keypad. In an embodiment of the present invention, the at least one keypad can comprise a first keypad, and the touch sensitive display screen can include a second keypad.

According to another embodiment of the present invention, the memory device can be configured to have sufficient memory to store a digitized image. The digitized image can

include, for instance, a digitized image of a signature, a portrait, the at least one card, and a bar code. The controller can, for example, be configured to operably store the digitized image in the memory device of the wallet consolidator and to display the digitized image on the display screen of the wallet consolidator. Furthermore, the digitized image displayed on the display screen can be adapted to be used at a point-of-sale terminal. The controller, for example can be further configured to store a digitized image of a bar code in the memory device of the wallet consolidator and can be adapted to display the digitized image of a bar code on the display screen so that the displayed digitized image of a bar code can be scannable by a bar code scanner. In another embodiment of the present invention, the information stored in the memory device of the wallet consolidator can include at least one bar code and the controller can be configured to operably display the bar code on the display screen to thereby define a displayed bar code image. The displayed bar code image, for example, can be adapted to be scannable by a bar code scanner.

According to an embodiment of the wallet consolidator, in its most generalized configuration, the one or more input devices can include, but is not limited to, one or more of the following: a magnetic stripe card reader, a bar code reader, a keypad, a touch screen, a smart card reader, a kiosk, a memory card, a telephony interface, a wireless interface, a wireline communication interface, a wireless communication interface, an infrared (IR) interface, and a radio frequency (RF) interface. The memory device can include, but is not limited to, one or more of the following: semiconductor memory, a smart card (contact, contactless, or hybrid), a memory card (portable flash memory), random access memory (RAM), magnetic memory, a hard disk, a magnetic tape, an optical memory device, and an optical disc. Also according to an embodiment of the present invention, the wallet consolidator can include, for example, a communication interface. The communication interface can include, but is not limited to, one or more of the following: a data interface, a telephony interface, a wireless interface, a wireline communication interface, a wireless communication interface, a radio frequency (RF) interface, an infrared (IR) interface, and a display configured for displaying scannable bar codes.

To store information in the wallet consolidator, for example, or alternatively in a smart card interfaced to the wallet consolidator, information can be read from magnetic stripes on various types of cards such as, but not limited to, credit, debit, and identification cards. A bar code scanner allows a bar code to be scanned from a card and stored in the memory device. Additionally, images of the cards including, but not limited to, signatures and portraits can be downloaded, and with sufficient memory, stored for future use. A user can retrieve information using the one or more input devices for use in, for example, a point-of-sale transaction. The stored images can be retrieved and displayed on a display screen, including a bar code, which can be scanned by a bar code scanner.

According to another embodiment of a wallet consolidator, the wallet consolidator can include an one or more input devices positioned to receive information stored on at least one card, a memory device connected to the one or more input devices to store the information received by the input device, and a communication interface connected to the memory device and positioned to transmit at least a portion of the information stored in the memory device to a point-of-sale terminal located at a point-of-sale. The point-of-sale terminal can be positioned to process a transaction responsive to the at least a portion of the information. The information can

5

include, for example, account identification information pertaining to at least one of the following: one or more credit cards, one or more debit cards, one or more identification cards, one or more electronic coupons, one or more medical records, one or more health club membership accounts, or one or more food stamp accounts. Accordingly, the at least one card can include one or more credit cards, one or more debit cards, one or more identification cards, one or more electronic coupons, one or more medical record cards, one or more health club identification access cards, one or more employment identification access cards, one or more parking garage access cards, or one or more food stamp identification cards. The information can also include driver's license data taken from, for example, a driver's license card. Further, the information can include a digitized image of the at least one card, to thereby provide further functionality. Advantageously, the communication interface can include a wireless communication interface such as, for example, a wireless interface, a wireless communication interface, or a radio frequency (RF) wireless communication interface, to thereby enhance personal mobility.

According to another embodiment of the present invention, a wallet consolidator includes a controller positioned to control operation of the wallet consolidator, one or more input devices in communication with the controller and positioned to receive a copy of identification information stored on at least one card, a memory device in communication with the controller and positioned to store the identification information received by the one or more input devices, and a communication interface in communication with the controller and positioned to transmit at least a portion of the identification information stored in the memory device to a point-of-sale terminal located at a point-of-sale. The point-of-sale terminal can be positioned to process a point-of-sale transaction responsive to the at least a portion of the identification information. According to an embodiment of the wallet consolidator, the information can include identification information contained on the at least one card, and the communication interface can be wireless and can include, for example, a wireless interface, a wireless communication interface, or a radio frequency (RF) wireless communication interface, to thereby enhance personal mobility.

According to another embodiment of a wallet consolidator, the wallet consolidator can include one or more input devices positioned to receive information stored on at least one card, a memory device connected to the input device to store the information received by the input device, and a wireless communication interface connected to the memory device and positioned to transmit at least a portion of the information stored in the memory device to a point-of-sale terminal located at a point-of-sale. The point-of-sale terminal can be positioned to process a transaction responsive to the at least a portion of the information.

According to another embodiment of a wallet consolidator, the wallet consolidator can include an one or more input devices positioned to receive information stored on at least one card, a memory device connected to the one or more input devices to store the information received by the one or more input devices, and a communication interface connected to the memory device and positioned to effectuate communication of at least a portion of the information stored in the memory device to a point-of-sale terminal located at a point-of-sale when the point-of-sale terminal is positioned to receive the at least a portion of the information from the wallet consolidator for use in a point-of-sale transaction. The communication interface can include, for example, a data inter-

6

face, a telephone interface, an infrared transceiver, a wireless communication interface, or a radio frequency (RF) wireless communication interface.

According to another embodiment of a wallet consolidator, the wallet consolidator can include a controller positioned to control operation of the wallet consolidator, one or more input devices in communication with the controller and positioned to receive information contained on at least one card, a memory device in communication with the controller and positioned to store the information received by the one or more input devices, and a wireless communication interface in communication with the controller and positioned to interface with a point-of-sale terminal located at a point-of-sale to provide at least a portion of the information stored in the memory device to the point-of-sale terminal. The point-of-sale terminal can be positioned to enable a transaction responsive to receiving the at least a portion of the information.

According to another embodiment of a wallet consolidator, the wallet consolidator can include a controller positioned to control operation of the wallet consolidator, one or more input devices in communication with the controller and positioned to receive information contained on at least one card, a memory device in communication with the controller and positioned to store the information received by the input device, and a wireless communication interface in communication with the controller. The wireless communication interface is adapted to be positioned to interface or to effectuate communication with a point-of-sale terminal located at a point-of-sale to provide at least a portion of the information stored in the memory device to the point-of-sale terminal when the wallet consolidator is positioned adjacent the point-of-sale terminal to thereby enable a transaction responsive to receiving the at least a portion of the information.

### BRIEF DESCRIPTION OF THE DRAWINGS

So that the manner in which the features and advantages of the invention, as well as others which will become apparent, may be understood in more detail, a more particular description of the invention briefly summarized above may be had by reference to the embodiments thereof which are illustrated in the appended drawings, which form a part of this specification. It is to be noted, however, that the drawings illustrate only various embodiments of the invention and are therefore not to be considered limiting of the invention's scope as it may include other effective embodiments as well.

FIG. 1 is a functional block diagram of the wallet consolidator;

FIG. 2 is a flow diagram of a preferred method for consolidating card information using the wallet consolidator described in FIG. 1; and

FIG. 3 is a perspective view of a wallet consolidator consistent with a preferred embodiment of the present invention.

### DETAILED DESCRIPTION

The present invention will now be described more fully hereinafter with reference to the accompanying drawings which illustrate preferred embodiments of the invention. This invention may, however, be embodied in many different forms and should not be construed as limited to the embodiments set forth herein. Rather, these embodiments are provided so that this disclosure will be thorough and complete, and will fully convey the scope of the invention to those skilled in the art. Like numbers refer to like elements throughout, the prime notation, if used, indicates similar elements in alternative embodiments.

Referring now to FIG. 1, there is illustrated a functional block diagram of a wallet consolidator shown generally at 100. The functional components of the wallet consolidator 100 can include a controller 110, a memory device 120, a user input cluster 130, a data interface 140, a keypad 150, a telephone interface 160, a smart card interface 170, a bar code scanner 180, an infrared (IR) transceiver 190, a display screen 200, a radio frequency (RF) transceiver 210, and a magnetic stripe reader/writer 220.

The controller 110 controls the overall operation of the wallet consolidator 100 including the coordination of the various functional blocks. The magnetic stripe reader/writer 220 is used to read and write information from and to magnetic stripes used on credit cards, debit cards, and identification cards among others. Information read from the magnetic stripes by the magnetic stripe reader/writer 220 can be stored in the memory device 120 of the wallet consolidator 100. In an alternative embodiment, the information can be stored in a memory device located within a smart card which is commonly known in the industry. In situations where the information from the magnetic stripe is stored in the memory device of the smart card, the information can be written into the memory of the smart card using the smart card interface 170. The smart card interface 170 can effectuate reading and writing from and to the smart card.

A keypad 150 can be used as a user input device for inputting information or indicating selections and actions to the wallet consolidator 100. In an embodiment of the present invention, the keypad 150 is a numeric keypad, however; in an alternative embodiment the keypad 150 is an alphanumeric keypad. The user input cluster 130 provides an additional user input device for communicating selections and actions to the wallet consolidator 100. While it is understood that the user input cluster 130 can have any number of input buttons, a preferred configuration includes an up and a down button for moving through options provided to the user on the display screen 200, a delete button for removing items from the display screen, and an activate button for making a selection or enabling an action by the wallet consolidator 100.

The bar code scanner 180 allows a user to scan a bar code on the face of identification, credit, debit, and other types of cards and to store the bar code in the memory device 120 of the wallet consolidator, or alternatively, in the memory device of the smart card. In either event, the user can select the bar code for display on the display screen 200 such that the bar code, as displayed on the display screen 200, is readable by a bar code scanner.

In addition to displaying items stored in the memory device 120 of the wallet consolidator 100, or alternatively the memory device of the smart card, the display screen 200 can be used for programming, or otherwise controlling, the operation of the wallet consolidator 100. For example, the display screen 200, in conjunction with the keypad 150 or the user input cluster 130, can be used by the user to input a passcode to gain access to the wallet consolidator 100. In an alternative embodiment, the keypad 150 can be effectuated using a touch sensitive display screen 200.

After gaining access to the wallet consolidator 100, the controller 110 can display a menu of functions on the display screen 200 and the user can make a selection by either using the user input cluster 130 to scroll through and select an option or by directly selecting an option using the keypad 150. The types of options can include, but are not limited to, selecting a card to add or delete, duplicating information, transferring data, moving cash, or accessing various types of information such as electronic coupons, identification information, or medical records among others. Based on the

selected option, the wallet consolidator 100, via the display screen 200, can traverse an action tree which instructs the user on the use of the wallet consolidator 100.

The data interface 140 and telephone interface 160 can effectuate communication between the wallet consolidator 100 and various computing devices such as, but not limited to, point-of-sale terminals, dumb terminals, and databases. The data interface 140 can use a serial data port, a parallel data port, or any other data communication technique. In a similar fashion, the telephone interface 160 can allow communication via a wireline or wireless telecommunication network. Furthermore, the infrared transceiver 190 and the radio frequency transceiver 210 can effectuate wireless communication between the wallet consolidator 100 and various computing devices such as, but not limited to, point-of-sale terminals, dumb terminals, and databases, which are equipped with a similar infrared transceiver or radio frequency transceiver.

The wallet consolidator 100, according to an embodiment of the present invention, can allow an individual to swipe his or her credit, debit, identification, or other type cards through the magnetic stripe reader/writer 220 and store the information contained in the magnetic stripe in the memory device 120 of the wallet consolidator 100, or alternatively, in the memory device of the smart card. The wallet consolidator 100 can also allow an individual to scan a bar code on a card using the bar code scanner 180 and store the bar code in the wallet consolidator 100, or alternatively in the memory device of the smart card. Furthermore, the individual can download the image of the cards or other cards which do not have a magnetic stripe and, with sufficient memory, store a digitized image in the memory device 120 of the wallet consolidator 100, or alternatively in the memory device of the smart card. Additionally, other types of information can be stored in either the memory device 120 of the wallet consolidator 100 or the memory device of the smart card. Among other types of information, items such as electronic coupons or food stamp balances can be stored and then redeemed during a point-of-sale transaction. Communication with various computing devices such as, but not limited to, point-of-sale terminals, dumb terminals, and databases, can be effectuated using the telephone interface 160, the radio frequency transceiver 210, the infrared transceiver 190, or the display screen 200.

Referring additionally now to FIG. 2, there is illustrated a flow diagram of a preferred computer implemented method for consolidating card information using the wallet consolidator 100 described in FIG. 1. Information stored on magnetic stripes can be entered into the wallet consolidator 100 by swiping the subject identification, credit, debit, or other type of card through the magnetic stripe reader/writer 220 to read the information from the magnetic stripe of the subject card (step 300). Alternatively, the information can be entered into the wallet consolidator 100 via the data interface 140, the keypad 150, the telephone interface 160, the infrared transceiver 190, or the radio frequency transceiver 210. The entered information can be stored in the memory device 120 of the wallet consolidator 100, or alternatively, in the memory device of the smart card (step 310).

Similarly, bar codes from the cards can be scanned (step 320) and the bar codes can be stored in the memory device 120 of the wallet consolidator 100, or alternatively, in the memory device of the smart card (step 330). Alternatively, the information can be entered into the wallet consolidator 100 via the data interface 140, the keypad 150, the telephone interface 160, the infrared transceiver 190, or the radio frequency transceiver 210.

Still further, other information such as electronic coupons or images such as portraits and signatures can be downloaded into the wallet consolidator **100** (step **332**) and stored in the memory device **120** of the wallet consolidator **100**, or alternatively, in the memory device of the smart card (step **334**). The information can be downloaded into the wallet consolidator **100** via the data interface **140**, the keypad **150**, the telephone interface **160**, the infrared transceiver **190**, or the radio frequency transceiver **210**.

To retrieve magnetic stripe information from the wallet consolidator **100**, the user can select the desired information using either the user input cluster **130** or the keypad **150** (step **340**). Once the information has been selected, the information can be written onto a magnetic strip of the smart card or other multi-use card (step **350**). Alternatively, the information which was selected can be communicated to various computing devices such as, but not limited to, point-of-sale terminals, dumb terminals, and databases via the data interface **140**, the telephone interface **160**, the infrared transceiver **190**, or the radio frequency transceiver **210**.

Similarly, the user can select a desired bar code using either the user input cluster **130** or the keypad **150** (step **360**), and the selected image can be displayed on the display screen **200** (step **370**). Alternatively, the selected information can be communicated to various computing devices such as, but not limited to, point-of-sale terminals, dumb terminals, and databases via the data interface **140**, the telephone interface **160**, the infrared transceiver **190**, or the radio frequency transceiver **210**.

Still further, the user can select stored information, including downloaded information (step **380**), and display the selected information (step **390**) or download the selected information (step **400**) to various computing devices such as, but not limited to, point-of-sale terminals, dumb terminals, and databases via the data interface **140**, the telephone interface **160**, the infrared transceiver **190**, or the radio frequency transceiver **210**.

Referring now to FIG. 3, there is illustrated a perspective view of a wallet consolidator **100**. The wallet consolidator, shown generally at **100**, can include a housing **105**, the controller **110** which is located internally and not shown, the memory device **120** also located internally and not shown, the user input cluster **130**, the data interface **140**, the keypad **150**, the telephone interface **160**, the smart card interface **170**, the bar code scanner **180**, the infrared transceiver **190**, the display screen **200**, the radio frequency transceiver **210**, and the magnetic stripe reader/writer **220**.

This application is related to U.S. patent application Ser. No. 11/932,049, filed Oct. 31, 2007, titled "Wallet Consolidator and Related Methods of Processing a Transaction Using a Wallet Consolidator"; U.S. patent application Ser. No. 09/923,617, filed Aug. 6, 2001, titled "Wallet Consolidator and Related Methods of Processing a Transaction Using a Wallet Consolidator" now U.S. Pat. No. 7,349,885; U.S. patent application Ser. No. 09/618,407, filed Jul. 18, 2000, titled "Wallet Consolidator," now U.S. Pat. No. 6,293,462; and U.S. patent application Ser. No. 09/087,193, filed May 29, 1998, titled "Wallet Consolidator," now U.S. Pat. No. 6,131,811, each incorporated herein by reference in their entireties.

In the drawings and specification, there have been disclosed a typical preferred embodiment of the invention, and although specific terms are employed, the terms are used in a descriptive sense only and not for purposes of limitation. The invention has been described in considerable detail with specific reference to these illustrated embodiments. It will be apparent, however, that various modifications and changes

can be made within the spirit and scope of the invention as described in the foregoing specification and as defined in the appended claims.

The invention claimed is:

**1.** A wallet consolidator to warehouse information pertaining to at least one card and to retrieve the warehoused information to facilitate a transaction at a point-of-sale terminal positioned remote from the wallet consolidator, the wallet consolidator comprising:

a housing to be carried by a user;

one or more input devices associated with the housing and being positioned to receive information, the information being associated with one or more of: at least one card and at least one electronic coupon, at least a portion of the information being received by one of the one or more input devices to thereby further enable a point-of-sale transaction, and the at least one card being selected from the group of: credit cards, debit cards, identification cards, coupons, and barcodes;

memory associated with the housing and positioned to store at least a portion of the information received by the one or more input devices;

a radio frequency wireless communication interface associated with the housing and positioned to communicate with a point-of-sale terminal thereby to provide the at least a portion of the information stored in the memory to the point-of-sale terminal;

a display screen to display a menu of functions to a user, the functions including one or more of: adding card information, deleting card information, duplicating information, transferring information, moving cash, and accessing information; and

a controller located internally within the housing, in communication with each of the one or more input devices, the memory, the display screen, and the wireless communication interface, and positioned to control input of the information into the memory of the wallet consolidator through the one or more input devices, display of the menu of functions to a user through the display screen, retrieval of the at least a portion of the information from the memory, and output of the at least a portion of the information stored in the memory through the radio frequency wireless communication interface to the point-of-sale terminal when a user selects the at least a portion of the information using one of the one or more input devices and positions the wallet consolidator in communication with the point-of-sale terminal to enable a point-of-sale transaction responsive to the point-of-sale terminal receiving the at least a portion of the information communicated thereto from the wallet consolidator to thereby facilitate a transaction at the point-of-sale terminal.

**2.** A wallet consolidator as defined in claim **1**,

wherein the information received by one of the one or more input devices comprises identification information;

wherein the information displayed on the display screen comprises information from the memory being displayed as controlled by the controller;

wherein the one or more input devices includes at least one keypad; and

wherein the display screen is connected to the housing and positioned on a same face of the housing as the at least one keypad.

**3.** A wallet consolidator as defined in claim **2**, wherein the one or more input devices further includes a touch sensitive

## 11

display screen associated with the display screen, associated with the housing, and positioned adjacent to the at least one keypad.

4. A wallet consolidator as defined in claim 3, wherein the at least one keypad comprises a first keypad; and

wherein the touch sensitive display screen includes a second keypad.

5. A wallet consolidator as defined in claim 1, wherein the information received by the one or more input devices includes information included on a plurality of different cards, the plurality of different cards being selected from the group of credit cards, debit cards, identification cards, coupons, and barcodes.

6. A wallet consolidator as defined in claim 1, wherein one of the one or more input devices operably receives an input of a passcode from a user to gain access to the wallet consolidator so that the controller displays the menu of functions after the user gains access to the wallet consolidator by entering the passcode through the one of the one or more input devices.

7. A wallet consolidator as defined in claim 1, wherein the memory at least has sufficient memory to store a digitized image, the digitized image being selected from the group of a signature, a portrait, the at least one card, and a bar code; and wherein the controller operably stores the digitized image in the memory device of the wallet consolidator.

8. A wallet consolidator as defined in claim 7, wherein the controller operably displays the digitized image on the display screen to thereby define a displayed digitized image; and wherein the displayed digitized image is usable at the point-of-sale terminal.

9. A wallet consolidator as defined in claim 1, wherein the memory at least has sufficient memory to store a digitized image of a bar code; and wherein the controller operably stores the digitized image of a bar code in the memory of the wallet consolidator and operably displays the digitized image of a bar code on the display screen to thereby define a displayed digitized image of a bar code, the displayed digitized image of a bar code being adapted to be scannable by a bar code scanner.

10. A wallet consolidator as defined in claim 1, wherein the information stored in the memory includes at least one bar code; and wherein the controller operably displays the bar code on the display screen to thereby define a displayed bar code image, the displayed bar code image being scannable by a bar code scanner.

11. A wallet consolidator to facilitate a transaction at a remote point-of-sale terminal, the wallet consolidator comprising:

a housing to be carried by a user;

one or more input devices connected to the housing and being positioned to receive information, the information being associated with one or more of: at least one card and at least one electronic coupon, at least a portion of the information being received by one of the one or more input devices to thereby further enable a point-of-sale transaction, the one or more input devices including at least one keypad, and the at least one card being selected from the group of credit cards, debit cards, identification cards, coupons, and barcodes;

## 12

memory positioned within the housing and positioned to store at least a portion of the information received by the one or more input devices;

a radio frequency wireless communication interface connected to the housing and positioned to communicate with a remote point-of-sale terminal thereby to provide the at least a portion of the information stored in the memory to the remote point-of-sale terminal;

a display screen to display a menu of functions to a user, the functions including one or more of: adding card information, deleting card information, duplicating information, transferring information, moving cash, and accessing information, the display screen being connected to the housing and positioned on a same face of the housing as the at least one keypad; and

a controller located internally within the housing, in communication with each of the one or more input devices, the memory, the display screen, and the wireless communication interface, and positioned to control input of the information into the memory of the wallet consolidator through the one or more input devices, display of the menu of functions to a user through the display screen, retrieval of the at least a portion of the information from the memory, and output of the at least a portion of the information stored in the memory through the radio frequency wireless communication interface to the remote point-of-sale terminal when a user selects the at least a portion of the information using one of the one or more input devices and positions the wallet consolidator in communication with the remote point-of-sale terminal to enable a point-of-sale transaction responsive to the remote point-of-sale terminal receiving the at least a portion of the information communicated thereto from the wallet consolidator to thereby facilitate a transaction at the remote point-of-sale terminal.

12. A wallet consolidator as defined in claim 11, wherein the information received by one of the one or more input devices comprises identification information; and wherein the information displayed on the display screen comprises information from the memory being displayed as controlled by the controller.

13. A wallet consolidator as defined in claim 11, wherein the information received by the one or more input devices includes information included on a plurality of different cards, the plurality of different cards being selected from the group of: credit cards, debit cards, identification cards, coupons, and barcodes.

14. A wallet consolidator as defined in claim 11, wherein one of the one or more input devices operably receives an input of a passcode from a user to gain access to the wallet consolidator so that the controller displays the menu of functions after the user gains access to the wallet consolidator by entering the passcode through the one of the one or more input devices.

15. A wallet consolidator as defined in claim 11, wherein the memory at least has sufficient memory to store a digitized image, the digitized image being selected from the group of a signature, a portrait, the at least one card, and a bar code; and wherein the controller operably stores the digitized image in the memory of the wallet consolidator.

16. A wallet consolidator as defined in claim 15, wherein the controller operably displays the digitized image on the display screen to thereby define a displayed digitized image; and wherein the displayed digitized image is usable at the point-of-sale terminal.



13

17. A wallet consolidator as defined in claim 11, wherein the memory at least has sufficient memory to store a digitized image of a bar code; and wherein the controller operably stores the digitized image of a bar code in the memory of the wallet consolidator and operably displays the digitized image of a bar code on the display screen to thereby define a displayed digitized image of a bar code, the displayed digitized image of a bar code being scannable by a bar code scanner. 5

18. A wallet consolidator as defined in claim 11, wherein the information stored in the memory includes at least one bar code; and wherein the controller operably displays the bar code on the display screen to thereby define a displayed bar code image, the displayed bar code image being scannable by a bar code scanner. 15

19. A wallet consolidator as defined in claim 11, wherein the one or more input devices further includes a touch sensitive display screen associated with the display screen, associated with the housing, and positioned adjacent to the at least one keypad. 20

20. A wallet consolidator as defined in claim 19, wherein the at least one keypad comprises a first keypad; and wherein the touch sensitive display screen includes a second keypad. 25

21. A wallet consolidator to facilitate a transaction, the wallet consolidator comprising:  
 a housing to be carried by a user;  
 one or more input devices associated with the housing and being positioned to receive information, the information being received from one or more of: a remote database and a user, the information also being associated with one or more of: at least one card and at least one electronic coupon, at least a portion of the information being received by one of the one or more input devices to thereby further enable a transaction, and the at least one card being selected from the group of: credit cards, debit cards, identification cards, and electronic coupons, and barcodes; 30  
 memory associated with the housing and positioned to store at least a portion of the information received by the one or more input devices;  
 a radio frequency wireless communication interface associated with the housing and positioned to communicate with a remote database thereby to provide the at least a portion of the information stored in the memory to a remote database; 35  
 a display screen to display a menu of functions to a user, the functions including one or more of: adding card information, deleting card information, duplicating information, transferring information, moving cash, and accessing information; and 40  
 a controller located internally within the housing, in communication with each of the one or more input devices, the memory, the display screen, and the wireless communication interface, and positioned to control input of the information into the memory of the wallet consolidator through the one or more input devices, display of the menu of functions to a user through the display screen, retrieval of the at least a portion of the information from the memory, and output of the at least a portion of the information stored in the memory through the radio frequency wireless communication interface to a remote database when a user selects the at least a portion 45  
 50  
 55  
 60

14

of the information using one of the one or more input devices and positions the wallet consolidator in communication with a remote database to enable a transaction responsive to a remote database receiving the at least a portion of the information communicated thereto from the wallet consolidator to thereby facilitate a transaction.

22. A wallet consolidator as defined in claim 21, wherein the information received by one of the one or more input devices comprises identification information; and wherein the information displayed on the display screen comprises information from the memory being displayed as controlled by the controller.

23. A wallet consolidator as defined in claim 21, wherein the information received by the one or more input devices includes information included on a plurality of different cards, the plurality of different cards being selected from the group of: credit cards, debit cards, identification cards, coupons, and barcodes.

24. A wallet consolidator as defined in claim 23, wherein one of the one or more input devices operably receives an input of a passcode from a user to gain access to the wallet consolidator so that the controller displays the menu of functions after the user gains access to the wallet consolidator by entering the passcode through the one of the one or more input devices.

25. A wallet consolidator as defined in claim 21, wherein the memory at least has sufficient memory to store a digitized image, the digitized image being selected from the group of a signature, a portrait, the at least one card, and a bar code; and wherein the controller operably stores the digitized image in the memory of the wallet consolidator.

26. A wallet consolidator as defined in claim 25, wherein the controller operably displays the digitized image on the display screen to thereby define a displayed digitized image; and wherein the displayed digitized image is usable at the point-of-sale terminal.

27. A wallet consolidator as defined in claim 21, wherein the memory at least has sufficient memory to store a digitized image of a bar code; and wherein the controller operably stores the digitized image of a bar code in the memory of the wallet consolidator and operably displays the digitized image of a bar code on the display screen to thereby define a displayed digitized image of a bar code, the displayed digitized image of a bar code being scannable by a bar code scanner.

28. A wallet consolidator as defined in claim 21, wherein the information stored in the memory includes at least one bar code; and wherein the controller operably displays the bar code on the display screen to thereby define a displayed bar code image, the displayed bar code image being scannable by a bar code scanner.

29. A wallet consolidator as defined in claim 21, wherein the one or more input devices further includes a touch sensitive display screen associated with the display screen, associated with the housing, and positioned adjacent to the at least one keypad.

30. A wallet consolidator as defined in claim 29, wherein the at least one keypad comprises a first keypad; and wherein the touch sensitive display screen includes a second keypad.