

EXHIBIT “C”



US007712658B2

(12) **United States Patent**
Gangi

(10) **Patent No.:** **US 7,712,658 B2**
(45) **Date of Patent:** ***May 11, 2010**

(54) **WALLET CONSOLIDATOR AND RELATED METHODS OF PROCESSING A TRANSACTION USING A WALLET CONSOLIDATOR**

(56) **References Cited**

U.S. PATENT DOCUMENTS

3,845,277 A 10/1974 Voss et al.

(75) Inventor: **Frank J. Gangi**, Frisco, TX (US)

(Continued)

(73) Assignee: **E-Micro Corporation**, Frisco, TX (US)

FOREIGN PATENT DOCUMENTS

(*) Notice: Subject to any disclaimer, the term of this patent is extended or adjusted under 35 U.S.C. 154(b) by 0 days.

AU 732877 B2 10/1998

This patent is subject to a terminal disclaimer.

(Continued)

OTHER PUBLICATIONS

(21) Appl. No.: **11/932,049**

Internet Week, V2, n43; "Mastercard to Test IBM Digital Wallet; Software Will Open Market to Electronic Commerce"; Oct. 28, 1996; pp. 1-3.*

(22) Filed: **Oct. 31, 2007**

(Continued)

(65) **Prior Publication Data**

US 2008/0065535 A1 Mar. 13, 2008

Primary Examiner—Ella Colbert

(74) *Attorney, Agent, or Firm*—Bracewell & Giuliani LLP

Related U.S. Application Data

(57) **ABSTRACT**

(63) Continuation of application No. 09/923,617, filed on Aug. 6, 2001, now Pat. No. 7,349,885, which is a continuation of application No. 09/618,407, filed on Jul. 18, 2000, now Pat. No. 6,293,462, which is a continuation of application No. 09/087,193, filed on May 29, 1998, now Pat. No. 6,131,811.

A wallet consolidator to facilitate a transaction is provided. An embodiment of a wallet consolidator can include a housing, a data interface connected to the housing and positioned to effectuate communication between the wallet consolidator and one or more computing devices to thereby receive information associated with at least one card from one or more computing devices, and a memory positioned to store at least a portion of the information received by the data interface. The wallet consolidator can also include an input cluster connected to the housing to facilitate selection of at least a portion of the information by a user, a display screen to display a menu of functions to a user, and a controller positioned within the housing in communication with and to control each of the data interface, the memory, the input cluster, and the display screen.

(51) **Int. Cl.**

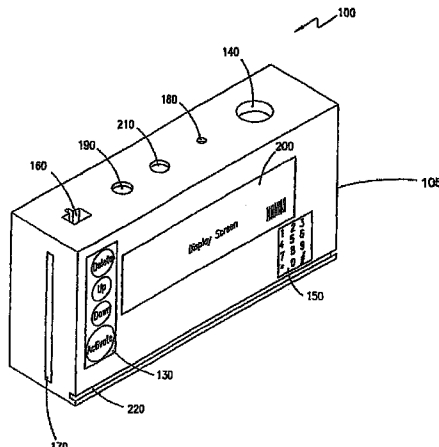
- G06K 5/00** (2006.01)
- G06K 19/06** (2006.01)
- G06Q 40/00** (2006.01)
- G06F 7/08** (2006.01)

(52) **U.S. Cl.** **235/380; 235/379; 235/381; 235/492; 705/41**

(58) **Field of Classification Search** **705/1, 705/41, 69, 70-74, 75; 235/370, 375, 379-383, 235/492**

See application file for complete search history.

20 Claims, 3 Drawing Sheets



U.S. PATENT DOCUMENTS					
			5,671,280 A	9/1997	Rosen
			5,689,247 A	11/1997	Welner
4,016,405 A	4/1977	McCune et al.	5,745,555 A	4/1998	Mark
4,102,493 A	7/1978	Moreno	5,748,737 A *	5/1998	Daggar 705/41
4,214,230 A	7/1980	Fak et al.	5,754,652 A	5/1998	Wilfong
4,234,932 A	11/1980	Gorgens	5,754,653 A	5/1998	Canfield
4,253,017 A	2/1981	Whitehead	5,754,656 A	5/1998	Nishioka et al.
4,277,837 A *	7/1981	Stuckert 235/380	5,761,309 A	6/1998	Ohashi et al.
4,314,352 A	2/1982	Fought	5,781,723 A *	7/1998	Yee et al. 726/20
4,390,968 A	6/1983	Hennessy et al.	5,790,677 A	8/1998	Fox et al.
4,437,130 A	3/1984	Hennessy et al.	5,818,030 A	10/1998	Reyes
4,438,326 A	3/1984	Uchida	5,825,871 A	10/1998	Mark
4,443,027 A	4/1984	McNeely et al.	5,831,862 A	11/1998	Hetrick et al.
4,458,142 A	7/1984	Bernstein	5,832,457 A	11/1998	O'Brien et al.
4,614,861 A	9/1986	Pavlov et al.	5,834,747 A	11/1998	Cooper
4,634,845 A	1/1987	Hale et al.	5,834,756 A *	11/1998	Gutman et al. 235/493
4,650,978 A	3/1987	Hudson et al.	5,844,497 A	12/1998	Gray
4,679,236 A	7/1987	Davies	5,850,442 A	12/1998	Muftic
4,701,601 A	10/1987	Francini et al.	5,883,810 A	3/1999	Franklin et al.
4,705,211 A	11/1987	Honda et al.	5,884,271 A	3/1999	Pitroda
4,707,594 A	11/1987	Roth	5,895,903 A	4/1999	Abe et al.
4,742,351 A *	5/1988	Suzuki 340/5.54	5,905,246 A	5/1999	Fajkowski
4,755,940 A	7/1988	Brachtl et al.	5,913,203 A	6/1999	Wong et al.
4,772,782 A	9/1988	Nonat	5,915,226 A	6/1999	Martineau
4,791,283 A	12/1988	Burkhardt	5,917,168 A	6/1999	Nakamura et al.
4,837,422 A	6/1989	Dethloff et al.	5,923,016 A	7/1999	Fredregill et al.
4,837,822 A	6/1989	Crosley et al.	5,936,226 A	8/1999	Aucsmith
4,849,613 A	7/1989	Eisele	5,936,541 A	8/1999	Stambler
4,868,376 A	9/1989	Lessin et al.	5,937,394 A	8/1999	Wong et al.
4,918,631 A	4/1990	Hara et al.	5,940,511 A	8/1999	Wilfong
4,926,480 A	5/1990	Chaum	5,953,710 A	9/1999	Fleming
4,928,001 A	5/1990	Masada	5,955,961 A	9/1999	Wallerstein
4,959,788 A	9/1990	Nagata et al.	5,956,699 A	9/1999	Wong et al.
4,960,982 A	10/1990	Takahira	RE36,365 E	11/1999	Levine et al.
4,990,759 A	2/1991	Gloton et al.	5,991,412 A	11/1999	Wissenburgh et al.
5,010,237 A *	4/1991	Kawana 235/379	6,000,832 A	12/1999	Franklin et al.
5,095,196 A	3/1992	Miyata	6,003,763 A	12/1999	Gallagher et al.
5,130,519 A	7/1992	Bush et al.	6,012,634 A	1/2000	Brogan et al.
5,135,095 A	8/1992	Kocznar et al.	6,012,636 A	1/2000	Smith
5,157,247 A *	10/1992	Takahira 235/492	6,014,634 A	1/2000	Scroggie et al.
5,168,520 A	12/1992	Weiss	6,018,717 A	1/2000	Lee et al.
5,192,947 A	3/1993	Neustein	6,024,288 A	2/2000	Gottlich et al.
5,220,501 A	6/1993	Lawlor et al.	6,029,150 A	2/2000	Kravitz
5,221,838 A	6/1993	Gutman et al.	6,029,890 A	2/2000	Austin
5,276,311 A	1/1994	Hennige	6,032,134 A	2/2000	Weissman
5,317,636 A	5/1994	Vizcaino	6,038,492 A	3/2000	Nichols et al.
5,371,797 A	12/1994	Bocinsky, Jr.	6,038,551 A *	3/2000	Barlow et al. 705/41
5,373,558 A	12/1994	Chaum	6,039,244 A	3/2000	Finsterwald
5,375,037 A	12/1994	Le Roux	6,047,268 A	4/2000	Bartoli et al.
5,412,192 A	5/1995	Hoss	6,050,493 A	4/2000	Fertig
5,426,283 A	6/1995	Berthozat et al.	6,061,660 A	5/2000	Eggleston et al.
5,434,398 A	7/1995	Goldberg	6,068,184 A	5/2000	Barnett
5,434,919 A	7/1995	Chaum	6,068,192 A	5/2000	McCabe et al.
5,438,166 A	8/1995	Carey et al.	6,072,870 A	6/2000	Nguyen et al.
5,438,186 A	8/1995	Nair et al.	6,075,861 A	6/2000	Miller, II
5,440,108 A	8/1995	Tran et al.	6,078,888 A	6/2000	Johnson, Jr.
5,444,616 A	8/1995	Nair et al.	6,078,902 A	6/2000	Schenkler
5,448,047 A	9/1995	Nair et al.	6,089,451 A	7/2000	Krause
5,455,407 A	10/1995	Rosen	6,098,053 A	8/2000	Slater
5,471,045 A	11/1995	Geronimi	6,101,477 A	8/2000	Hohle et al.
5,473,690 A	12/1995	Grimonprez et al.	6,111,953 A	8/2000	Walker et al.
5,497,411 A	3/1996	Pellerin	6,116,371 A	9/2000	Suyama et al.
5,538,442 A	7/1996	Okada	6,119,933 A	9/2000	Wong et al.
5,557,518 A	9/1996	Rosen	6,122,625 A	9/2000	Rosen
5,568,121 A	10/1996	Lamensdorf	6,129,274 A	10/2000	Suzuki
5,578,808 A *	11/1996	Taylor 235/380	6,131,811 A	10/2000	Gangi
5,585,787 A	12/1996	Wallerstein	6,132,799 A	10/2000	Corniglioni et al.
5,590,038 A *	12/1996	Pitroda 705/41	6,163,771 A	12/2000	Walker et al.
5,590,197 A	12/1996	Chen et al.	D436,620 S	1/2001	Webb et al.
5,623,552 A	4/1997	Lane	6,178,408 B1	1/2001	Copple et al.
5,627,355 A	5/1997	Rahman et al.	6,188,309 B1	2/2001	Levine
5,649,118 A	7/1997	Carlisle et al.	6,189,787 B1	2/2001	Dorf
5,655,008 A	8/1997	Futch et al.	6,205,436 B1	3/2001	Rosen

US 7,712,658 B2

6,206,293 B1	3/2001	Gutman et al.	7,032,112 B2	4/2006	Wheeler et al.
RE37,122 E	4/2001	Levine et al.	7,039,593 B2	5/2006	Sager
6,213,403 B1	4/2001	Bates, III	7,054,842 B2	5/2006	James et al.
6,215,665 B1	4/2001	Martin	7,058,611 B2	6/2006	Kranzley et al.
6,224,109 B1	5/2001	Yang	7,070,094 B2	7/2006	Stoutenburg et al.
6,227,447 B1	5/2001	Campisano	7,083,081 B2	8/2006	McGee et al.
6,230,977 B1	5/2001	Johnson	7,083,087 B1	8/2006	Gangi
6,234,389 B1 *	5/2001	Valliani et al. 235/380	7,086,584 B2	8/2006	Stoutenburg et al.
6,257,486 B1	7/2001	Teicher et al.	7,089,421 B2	8/2006	Wheeler et al.
6,292,786 B1	9/2001	Deaton et al.	7,092,916 B2	8/2006	Diveley
6,293,462 B1	9/2001	Gangi	7,096,205 B2	8/2006	Hansen et al.
6,327,578 B1	12/2001	Linehan	7,096,354 B2	8/2006	Wheeler et al.
6,332,134 B1	12/2001	Foster	7,104,440 B2	9/2006	Hansen
6,339,766 B1	1/2002	Gephart	7,107,249 B2	9/2006	Diveley et al.
6,343,284 B1	1/2002	Ishikawa et al.	7,117,183 B2	10/2006	Blair et al.
6,370,488 B1	4/2002	Beaudoin et al.	7,158,955 B2	1/2007	Diveley
6,385,591 B1	5/2002	Mankoff	7,177,848 B2	2/2007	Hogan et al.
6,394,343 B1	5/2002	Berg et al.	7,184,989 B2	2/2007	Hansen et al.
6,403,029 B1	6/2002	Gangi	7,195,154 B2	3/2007	Routhenstein
6,425,523 B1	7/2002	Shem-Ur et al.	7,225,154 B2	5/2007	Hansen
6,456,984 B1	9/2002	Demoff et al.	7,228,292 B2	6/2007	Coyle
6,470,233 B1 *	10/2002	Johnson, Jr. 700/237	7,257,228 B2	8/2007	Wheeler et al.
6,473,500 B1	10/2002	Risafi et al.	7,264,152 B2	9/2007	Tsuei et al.
6,505,772 B1	1/2003	Mollett et al.	7,266,533 B2	9/2007	Karas et al.
6,518,927 B2	2/2003	Schremmer et al.	7,309,003 B2	12/2007	Algiene et al.
6,549,912 B1	4/2003	Chen	7,316,350 B2	1/2008	Algiene
6,607,127 B2	4/2003	Wong	7,319,977 B2	1/2008	McGee et al.
7,047,414 B2	5/2003	Wheeler et al.	7,328,191 B2	2/2008	McGee et al.
7,082,533 B2	5/2003	Wheeler et al.	7,357,312 B2	4/2008	Gangi
7,184,980 B2	5/2003	Allen-Rouman et al.	7,379,919 B2	5/2008	Hogan et al.
6,574,730 B1	6/2003	Bissell et al.	7,398,225 B2	7/2008	Voltmer et al.
6,581,827 B2	6/2003	Welton	7,398,252 B2	7/2008	Neofytides et al.
6,592,044 B1	7/2003	Wong et al.	2001/0034720 A1	10/2001	Armes
6,609,654 B1	8/2003	Anderson et al.	2001/0045454 A1	11/2001	Gangi
6,631,849 B2	10/2003	Blossom	2001/0047335 A1	11/2001	Arndt et al.
6,636,833 B1	10/2003	Flitcroft et al.	2001/0048023 A1	12/2001	Fitzmaurice et al.
6,685,088 B1	2/2004	Royer et al.	2002/0007320 A1	1/2002	Hogan et al.
6,732,919 B2	5/2004	Macklin et al.	2002/0035548 A1	3/2002	Hogan et al.
6,755,341 B1	6/2004	Wong et al.	2002/0083010 A1	6/2002	Kim
6,755,344 B1	6/2004	Mollett et al.	2002/0087462 A1	7/2002	Seifert et al.
6,761,309 B2	7/2004	Stoutenburg et al.	2002/0104878 A1	8/2002	Seifert et al.
6,789,189 B2	9/2004	Wheeler et al.	2002/0112160 A2	8/2002	Wheeler et al.
6,805,288 B2	10/2004	Routhenstein et al.	2002/0120584 A1	8/2002	Hogan et al.
6,814,282 B2	11/2004	Seifert et al.	2002/0138363 A1	9/2002	Karas et al.
6,820,199 B2	11/2004	Wheeler et al.	2002/0138424 A1	9/2002	Coyle
6,827,260 B2	12/2004	Stoutenburg et al.	2002/0143566 A1	10/2002	Diveley
6,834,270 B1	12/2004	Pagani et al.	2002/0143706 A1	10/2002	Diveley
6,847,953 B2	1/2005	Kuo	2002/0152168 A1	10/2002	Neofytides et al.
6,851,054 B2	2/2005	Wheeler et al.	2002/0152176 A1	10/2002	Neofytides et al.
6,857,566 B2	2/2005	Wankmueller	2002/0153414 A1	10/2002	Stoutenburg et al.
6,886,742 B2	5/2005	Stoutenburg et al.	2002/0156683 A1	10/2002	Stoutenberg et al.
6,892,302 B2	5/2005	Wheeler et al.	2002/0161702 A1	10/2002	Milberger et al.
6,938,821 B2	6/2005	Gangi	2002/0166891 A1	11/2002	Stoutenburg et al.
6,915,279 B2	7/2005	Hogan et al.	2002/0169719 A1	11/2002	Dively et al.
6,915,430 B2	7/2005	Wheeler et al.	2002/0174014 A1	11/2002	Wittrup
6,922,673 B2	7/2005	Karas et al.	2002/0178025 A1	11/2002	Hansen et al.
6,935,559 B2	8/2005	Mollett et al.	2002/0198806 A1	12/2002	Blagg et al.
6,938,156 B2	8/2005	Wheeler et al.	2003/0021242 A1	1/2003	Drysdale et al.
6,950,940 B2	9/2005	Wheeler et al.	2003/0024979 A1	2/2003	Hansen et al.
6,952,773 B2	10/2005	Wheeler et al.	2003/0036956 A1	2/2003	Karas et al.
6,957,336 B2	10/2005	Wheeler et al.	2003/0051145 A1	3/2003	Jackson et al.
6,959,381 B2	10/2005	Wheeler et al.	2003/0055780 A1	3/2003	Hansen et al.
6,978,369 B2	12/2005	Wheeler et al.	2003/0065624 A1	4/2003	James et al.
6,981,154 B2	12/2005	Wheeler et al.	2003/0069856 A1	4/2003	Seifert et al.
6,990,470 B2	1/2006	Hogan et al.	2003/0083987 A1	5/2003	Stoutenberg et al.
6,991,157 B2	1/2006	Bishop et al.	2003/0093367 A1	5/2003	Allen-Rouman et al.
6,991,160 B2	1/2006	Demere	2003/0095665 A1	5/2003	Wheeler et al.
6,993,510 B2	1/2006	Guy et al.	2003/0097561 A1	5/2003	Wheeler et al.
7,003,479 B2	2/2006	Cowell et al.	2003/0097562 A1	5/2003	Wheeler et al.
7,003,493 B2	2/2006	Weichert et al.	2003/0097565 A1	5/2003	Wheeler et al.
7,010,691 B2	3/2006	Wheeler et al.	2003/0097570 A1	5/2003	Wheeler et al.
7,014,104 B2	3/2006	MacFarlane et al.	2003/0097573 A1	5/2003	Wheeler et al.
7,028,185 B2	4/2006	Wheeler et al.	2003/0097589 A1	5/2003	Syvanne

2003/0101136	A1	5/2003	Wheeler et al.	2004/0260653	A1	12/2004	Tsuei et al.
2003/0101344	A1	5/2003	Wheeler et al.	2005/0005117	A1	1/2005	Wheeler et al.
2003/0110129	A1	6/2003	Frazier et al.	2005/0005118	A1	1/2005	Wheeler et al.
2003/0115463	A1	6/2003	Wheeler et al.	2005/0005123	A1	1/2005	Wheeler et al.
2003/0120498	A1	6/2003	Villapudua	2005/0005124	A1	1/2005	Wheeler et al.
2003/0120615	A1	6/2003	Kuo	2005/0010505	A1	1/2005	Darrell
2003/0126036	A1	7/2003	Mascavage et al.	2005/0015280	A1	1/2005	Gabel et al.
2003/0126067	A1	7/2003	Seifert et al.	2005/0017067	A1	1/2005	Seifert et al.
2003/0126075	A1	7/2003	Mascavage et al.	2005/0044373	A1	2/2005	Wheeler et al.
2003/0126083	A1	7/2003	Seifert et al.	2005/0075974	A1	4/2005	Turgeon
2003/0126437	A1	7/2003	Wheeler et al.	2005/0080691	A1	4/2005	Holm-Blagg
2003/0126438	A1	7/2003	Wheeler et al.	2005/0080730	A1	4/2005	Sorrentino
2003/0126739	A1	7/2003	Prater	2005/0091116	A1	4/2005	Monk
2003/0130907	A1	7/2003	Karas et al.	2005/0091153	A1	4/2005	Monk
2003/0130940	A1	7/2003	Hansen et al.	2005/0107152	A1	5/2005	McGee et al.
2003/0130948	A1	7/2003	Algiene et al.	2005/0108127	A1	5/2005	Brown et al.
2003/0131234	A1	7/2003	Wheeler et al.	2005/0108130	A1	5/2005	Monk
2003/0131235	A1	7/2003	Wheeler et al.	2005/0114217	A1	5/2005	Monk
2003/0135438	A1	7/2003	Blagg et al.	2005/0116027	A1	6/2005	Algiene et al.
2003/0135459	A1	7/2003	Abelman et al.	2005/0119968	A1	6/2005	Michelsen et al.
2003/0154164	A1	8/2003	Mascavage, III et al.	2005/0119969	A1	6/2005	Michelsen et al.
2003/0155416	A1	8/2003	Macklin et al.	2005/0137986	A1	6/2005	Kean
2003/0158818	A1	8/2003	George et al.	2005/0167481	A1	8/2005	Hansen et al.
2003/0171992	A1	9/2003	Blagg et al.	2005/0177496	A1	8/2005	Blagg et al.
2003/0172039	A1	9/2003	Guy et al.	2005/0185774	A1	8/2005	Grear et al.
2003/0177067	A1	9/2003	Cowell et al.	2005/0185780	A1	8/2005	Grear et al.
2003/0182218	A1	9/2003	Blagg	2005/0187782	A1	8/2005	Grear et al.
2003/0187712	A1	10/2003	Arthus et al.	2005/0187830	A1	8/2005	Grear et al.
2003/0222135	A1	12/2003	Stoutenburg et al.	2005/0187841	A1	8/2005	Grear et al.
2003/0222136	A1	12/2003	Bolle et al.	2005/0187864	A1	8/2005	Grear et al.
2003/0225689	A1	12/2003	MacFarlane et al.	2005/0187865	A1	8/2005	Grear et al.
2003/0229541	A1	12/2003	Randall et al.	2005/0187870	A1	8/2005	Grear et al.
2003/0229578	A1	12/2003	Hansen et al.	2005/0187938	A1	8/2005	Grear et al.
2003/0236747	A1	12/2003	Sager	2005/0192874	A1	9/2005	Grear et al.
2004/0006537	A1	1/2004	Zeleoski et al.	2005/0192895	A1	9/2005	Rogers et al.
2004/0030647	A1	2/2004	Hansen et al.	2005/0192897	A1	9/2005	Rogers et al.
2004/0039693	A1	2/2004	Nauman et al.	2005/0209961	A1	9/2005	Michelsen et al.
2004/0039702	A1	2/2004	Blair et al.	2005/0211763	A1	9/2005	Sgambati et al.
2004/0049452	A1	3/2004	Blagg	2005/0234817	A1	10/2005	VanFleet et al.
2004/0054625	A1	3/2004	Kellogg et al.	2005/0234822	A1	10/2005	VanFleet et al.
2004/0064405	A1	4/2004	Weichert	2005/0261968	A1	11/2005	Randall et al.
2004/0065726	A1	4/2004	McGee et al.	2005/0263587	A1	12/2005	Martinez
2004/0068437	A1	4/2004	McGee et al.	2005/0267840	A1	12/2005	Holm-Blagg et al.
2004/0073511	A1	4/2004	Beaumont et al.	2005/0288964	A1	12/2005	Lutzen et al.
2004/0078327	A1	4/2004	Frazier et al.	2006/0005192	A1	1/2006	Prendergast et al.
2004/0083184	A1	4/2004	Tsuei et al.	2006/0016879	A1	1/2006	Kean
2004/0088261	A1	5/2004	Moore et al.	2006/0028319	A1	2/2006	Kean et al.
2004/0112952	A1	6/2004	Algiene et al.	2006/0036496	A1	2/2006	Cowell et al.
2004/0117299	A1	6/2004	Algiene et al.	2006/0036543	A1	2/2006	Blagg et al.
2004/0117302	A1	6/2004	Weichert et al.	2006/0059040	A1	3/2006	Eldred et al.
2004/0138947	A1	7/2004	McGee et al.				
2004/0139008	A1	7/2004	Mascavage				
2004/0148203	A1	7/2004	Whitaker et al.				
2004/0148239	A1	7/2004	Albee et al.	AU	732877	5/2001	
2004/0148286	A1	7/2004	Rogers	DE	100 50 882 A1	5/2002	
2004/0153398	A1	8/2004	Baumgartner et al.	DE	10050882	5/2002	
2004/0158521	A1	8/2004	Newton et al.	EP	0661675 A2	5/1995	
2004/0159699	A1	8/2004	Nelson et al.	EP	0656600 A2	6/1995	
2004/0186773	A1	9/2004	George et al.	EP	0656600 A2	6/1995	
2004/0193551	A1	9/2004	McGee et al.	EP	0661675	7/1995	
2004/0199461	A1	10/2004	Hansen	EP	0722241	7/1996	
2004/0205023	A1	10/2004	Hafer et al.	EP	0722241 A2	12/1996	
2004/0210476	A1	10/2004	Blair et al.	EP	1017030	7/2000	
2004/0210506	A1	10/2004	Algiene et al.	EP	1017030 A2	7/2000	
2004/0210521	A1	10/2004	Crea et al.	EP	1028401	8/2000	
2004/0210523	A1	10/2004	Gains et al.	EP	1028401 A2	8/2000	
2004/0211830	A1	10/2004	Algiene	JP	55143679	11/1980	
2004/0211831	A1	10/2004	Stoutenburg et al.	JP	55143679 A	11/1980	
2004/0215557	A1	10/2004	Michelsen	JP	61253580	11/1986	
2004/0215574	A1	10/2004	Michelsen et al.	JP	02148374	11/1988	
2004/0230527	A1	11/2004	Hansen et al.	JP	02148374	6/1990	
2004/0030657	A1	12/2004	Holm-Blagg et al.	JP	05040864	2/1993	
2004/0254894	A1	12/2004	Tsuei et al.	JP	05040884	6/1993	

FOREIGN PATENT DOCUMENTS

JP	2004102784	4/2004
WO	WO92/16913	10/1992
WO	WO 92/16913 A1	10/1992
WO	98/10363 A1	3/1998
WO	98/12675 A2	3/1998
WO	WO98/10363	3/1998
WO	WO98/12675	3/1998
WO	WO99/05633	2/1999
WO	WO 99/05633 A1	2/1999
WO	WO99/38129	7/1999
WO	WO 99/38129 A1	7/1999
WO	WO99/49424	9/1999
WO	WO 99/49424 A1	9/1999
WO	WO99/57675	11/1999
WO	WO 99/57675 A1	11/1999
WO	WO00/25262	5/2000
WO	WO 00/25262 A1	5/2000
WO	WO00/30048	5/2000
WO	WO 00/30048 A1	5/2000
WO	WO00/33497	6/2000
WO	WO 00/33497 A2	6/2000
WO	WO00/49586	8/2000
WO	WO 00/49586 A1	8/2000
WO	WO 00/52900 A1	9/2000
WO	WO 00/54208 A2	9/2000
WO	01/29789 A1	4/2001
WO	WO01/29789	4/2001
WO	WO 01/46902 A1	6/2001
WO	WO01/48902	7/2001
WO	WO01/50428	7/2001
WO	WO 01/50429 A	7/2001
WO	WO01/54082	7/2001
WO	WO 01/54082 A2	7/2001
WO	01/61920 A1	8/2001
WO	WO01/61920	8/2001
WO	WO01/69556	9/2001
WO	WO 01/69556 A2	9/2001
WO	WO01/71675	9/2001
WO	WO 01/71675 A1	9/2001
WO	WO01/78024	10/2001
WO	WO 01/78024 A2	10/2001
WO	01/88659 A2	11/2001
WO	WO01/88695	11/2001
WO	WO2005005287	1/2005
WO	2005/05287 A1	6/2005
WO	WO 2005/05287 A1	6/2005

OTHER PUBLICATIONS

Curtis, Walt and Schnaidt, Patricia; "The electronic Wallet. (secure ID cards and digital cash)"; Network Computing, v5, n. 14; Nov. 15, 1994; p. 1.*

Hwang, Diana; "Vendors step up to challenge posed by smart card technology"; Computer Reseller News, n. 63; Oct. 16, 1995; pp. 1-3.*

File history of Gangi, US Patent 6,938,821, (U.S. Appl. No. 10/052,405) including arguments from the Examiner and arguments in support of patentability.

File History of Gangi, US Patent 7,083,087 (U.S. Appl. No. 11/130,765), including arguments from the Examiner and arguments in support of patentability.

File History of Gangi, U.S. Appl. No. 11/929,592.

Partial File History of Gangi U.S. Appl. No. 10/253,012, abandoned.

Partial File History of Gangi, US Patent 6,131,811 (U.S. Appl. No. 10/052,405) including arguments from the Examiner and arguments in support of patentability.

Partial File History of Gangi, US Patent 6,293,462 (U.S. Appl. No. 09/818,407) including arguments from the Examiner and arguments in support of patentability.

Partial File History of Gangi, US Patent 6,402,029 (U.S. Appl. No. 09/664,205) including arguments from the Examiner and arguments in support of patentability.

File History of Gangi U.S. Appl. No. 11/923,049.

File History of Gangi U.S. Appl. No. 11/931,479.

Partial File History of Gangi, U.S. Appl. No. 09/923,617 including arguments from the Examiner and arguments in support of patentability.

Towitoko Electronics, "Product Overview Smartcard Terminals & Systems," Feb. 1998.

Dr. Klaus Vedder and Dr. Franz Weikmann, Giesecke & Derivant, "Smart Cards-Requirements, Properties and Applications," 1998.

"ActivCard," ActivCard, Inc., 1998.

OKI Advanced Products, Oki America, Inc., "Value-Checker.TM. CP," 1998.

Logis Chipcards Products, "Logismart Chipcard Readers—Worth Your Attention," 1998.

Selec Oy, "Setpurse. TM," 1998.

NURI Information & Communications Inc., "NURI Smart Card Solutions," 1998.

Visa US s., "Visa Smart".

Vivowallett, found at www.vivotech.com.

Lindenmayer, Article, American Bunker, titled First Date, Grocer Tie ACH Payments to Loyalty Cards, Feb. 8, 2006.

Towitoko Electronics GmbH, "Product Overview Smartcard Terminals & Systems," Feb. 1998 (31 pages) Taufkirchen.

K Vedder, et al., Smart Cards—Requirements, Properties and Applications, Gieseck & Devrient GmbH, 1998 (22 pages) Germany.

ActivCard, ActivCard, Inc., 1998 (12 pages).

OKI Advanced Products, OKI America, Inc., "Value-Checker.TM. CP," 1998 (3 pages).

Logis Chipcard Products, "Logismart Chipcard Readers—Worth Your Attention," 1998 (10 pages).

Setec Oy, "Setpurse.TM.," 1998 (38 pages) Finland.

NURI Information & Communication Inc., "To Ensure Your Information Services NURI Smart Card Solutions," 1998 (21 pages) Korea.

Visa U.S.S., "VisaSmart" (9 pages).

ViVOWallett, found at www.vivotech.com (15 pages).

Isabelle Lindenmayer, American Banker The Financial Services Daily, titled First Data, Grocer Tie ACH Payments to Loyalty Cards, Feb. 8, 2006 (5 pages).

Abstract for Japanese Patent Publication No. 2004-102784, Patent Abstracts of Japan (2 pages).

Abstract for Japanese Patent Publication No. 61-253580, Patent Abstracts of Japan (1 page).

Abstract for German Patent Publication No. 10050882, esp@cenet (1 page).

Abstract for Japanese Patent Publication No. 55-143679, Patent Abstracts of Japan (2 pages).

Abstract for Japanese Patent Publication No. 02-148374, Patent Abstracts of Japan (2 pages).

Abstract for Japanese Patent Publication No. 05-040864, Patent Abstracts of Japan (2 pages).

Abstract for WO0030048, esp@cenet (1 page).

Abstract for WO0171675, esp@cenet (1 page).

R. Zapata, "Visa Hit with Suit Over No-Contact Credit Cards", IPLaw360, Portfolio Media Inc., Oct. 4, 2007 (3 pages).

EMV '96 Integrated Circuit Card Terminal Specification for Payment Systems, Version 3.1.1, May 31, 1998 (116 pages).

ISO/IEC JTC 1/SC 27, IT—Security Techniques, May 10, 1999 (4 pages).

File History of Gangi, U.S. Patent 6,938,821, (U.S. Appl. No. 10/052,405) including arguments from the Examiner and arguments in support of patentability.

File History of Gangi, U.S. Patent 7,083,087 (U.S. Appl. No. 11/130,765), including arguments from the Examiner and arguments in support of patentability.

Partial File History of Gangi U.S. Appl. No. 10/235,012, abandoned.

Partial File History of Gangi, U.S. Patent 6,131,811 (U.S. Appl. No. 09/087,193), including arguments from the Examiner and arguments in support of patentability.

Partial File History of Gangi U.S. Patent 6,293,462 (U.S. Appl. No. 09/818,407), including arguments from the Examiner and arguments in support of patentability.

Partial File History of Gangi U.S. Patent 6,402,029 (U.S. Appl. No. 09/664,205), including arguments from the Examiner and arguments in support of patentability.

File History of Gangi U.S. Appl. No. 11/932,049.

File History of Gangi U.S. Appl. No. 11/931,479.

File History of Gangi U.S. Appl. No. 09/923,617, including arguments from the Examiner and arguments in support of patentability—part 1.

File History of Gangi U.S. Appl. No. 09/923,617, including arguments from the Examiner and arguments in support of patentability—part 2.

Office Action from co-pending U.S. Appl. No. 11/929,592, dated May 19, 2008 (5 pages).

Response to Restriction Requirement with Extension of Time from co-pending U.S. Appl. No. 11/929,592, submitted on May 23, 2008 (9 pages).

Office Action, from co-pending U.S. Appl. No. 11/929,592, dated Jun. 30, 2008 (23 pages).

Terminal Disclaimer and Statement Under 37 CFR 3.73(b) and Response to Office Action, from co-pending U.S. Appl. No. 11/929,592, submitted on Sep. 30, 2008 (32 pages).

Supplemental Amendment, Exhibit A (Substitute Specification), Exhibit B (Substitute Specification: Track Changes Copy), from co-pending U.S. Appl. No. 11/929,592, submitted on Dec. 4, 2008 (89 pages).

Notice of Allowance, from co-pending U.S. Appl. No. 11/929,592, dated Jan. 22, 2009 (34 pages).

Comments on Statement of Reasons for Allowance and Part B—Fee(s) Transmittal, from co-pending U.S. Appl. No. 11/929,592, submitted Jan. 23, 2009 (2 pages).

Declaration Under 37 C.F.R. 1.131 by Frank Gangi With 32 Exhibits. “American Express India expands Membership Rewards program”, M2 Presswire, Mar. 2000, http://findarticles.com/p/articles/mi_hb5243/is_200003/ai_n20070910/, 1 page.

“Continental Airlines: Continental Airlines introduces interactive customer loyalty program”, M2 Presswire, Dec. 1999, 1 page.

“AmEx Rewards Beefed-Up”, Oct. 14, 1999, CardTrak Online, <http://www.cardweb.com/cardtrak/news/1999/october/4a.html>, 2 pages.

“Midway Airlines joins American Express membership rewards programme”, Airlin Industry Information, Mar. 3, 2000, <http://www.allbusiness.com/operations/shipping-aair-freight/448154-1.html>, 3 pages.

Rowley, Jennifer, “Loyalty Kiosks: making loyalty cards work”, British Food Journal, 2000, vol. 102, Issue 5/6, p. 390-398.

“The History of Frequent Flyer Programs” From SmarterTravel, <http://wiki.smartertravel.com/index.php/>

The_History_of_Frequent_Flyer_Programs, 2 pages.

Office Action for U.S. Appl. No. 11/931,479 dated Apr. 15, 2009.

R.Zapata, article, titled Visa Hit with Suit Over No-Contact Credit Cards, Portfolio Media, Oct. 4, 2007.

EMV '96 Integrated Circuit Card Application Specification for Payment Systems, Version 3.1.1 (May 31, 1998).

ISO/IEC JTC 1/SC 27 Information Technology—Security Techniques (May 10, 1998).

* cited by examiner

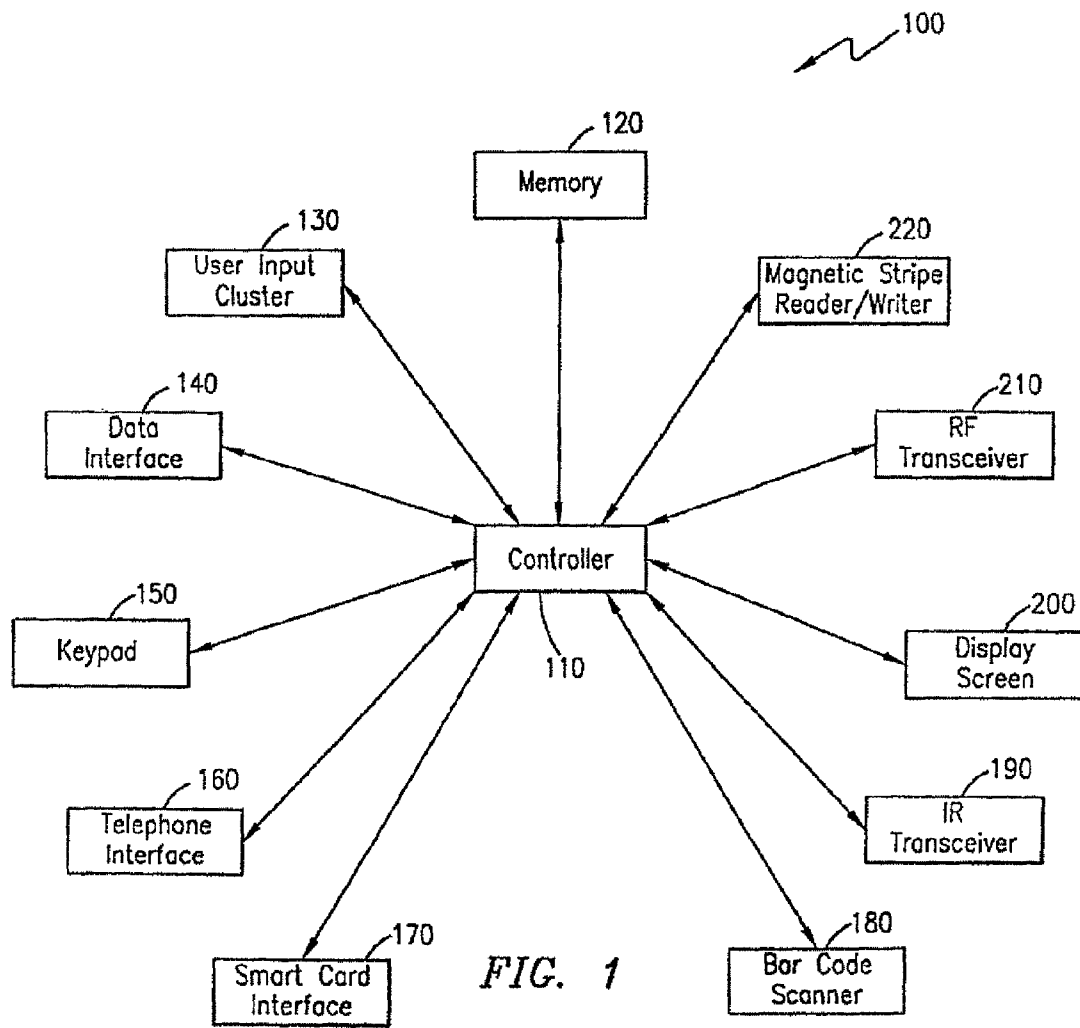
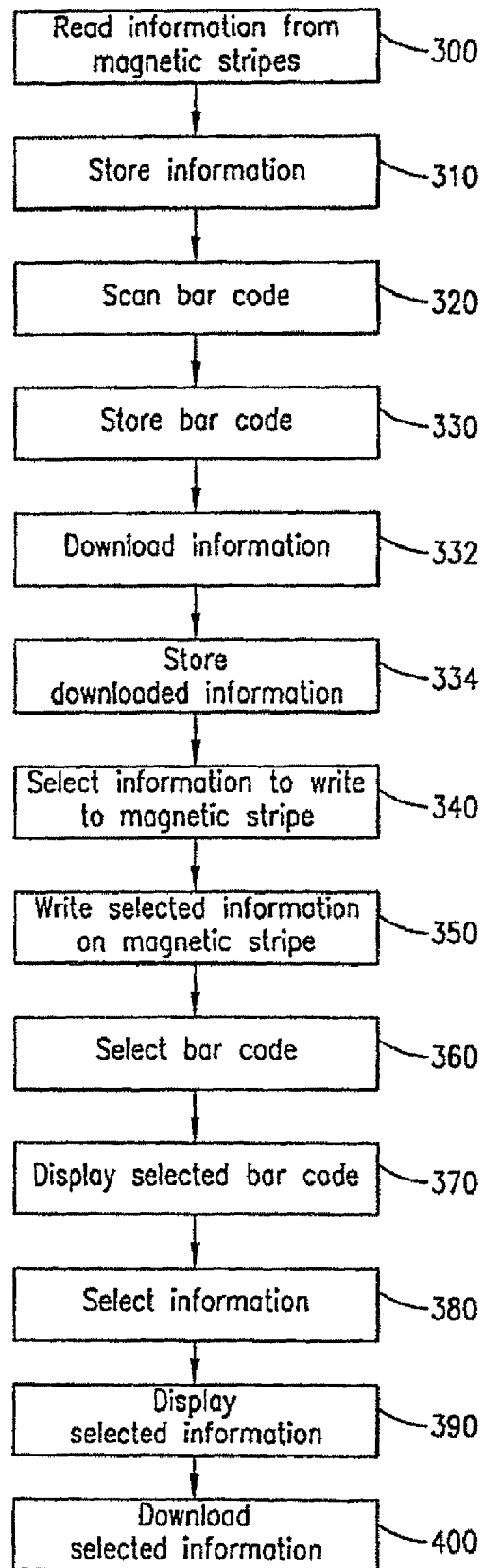
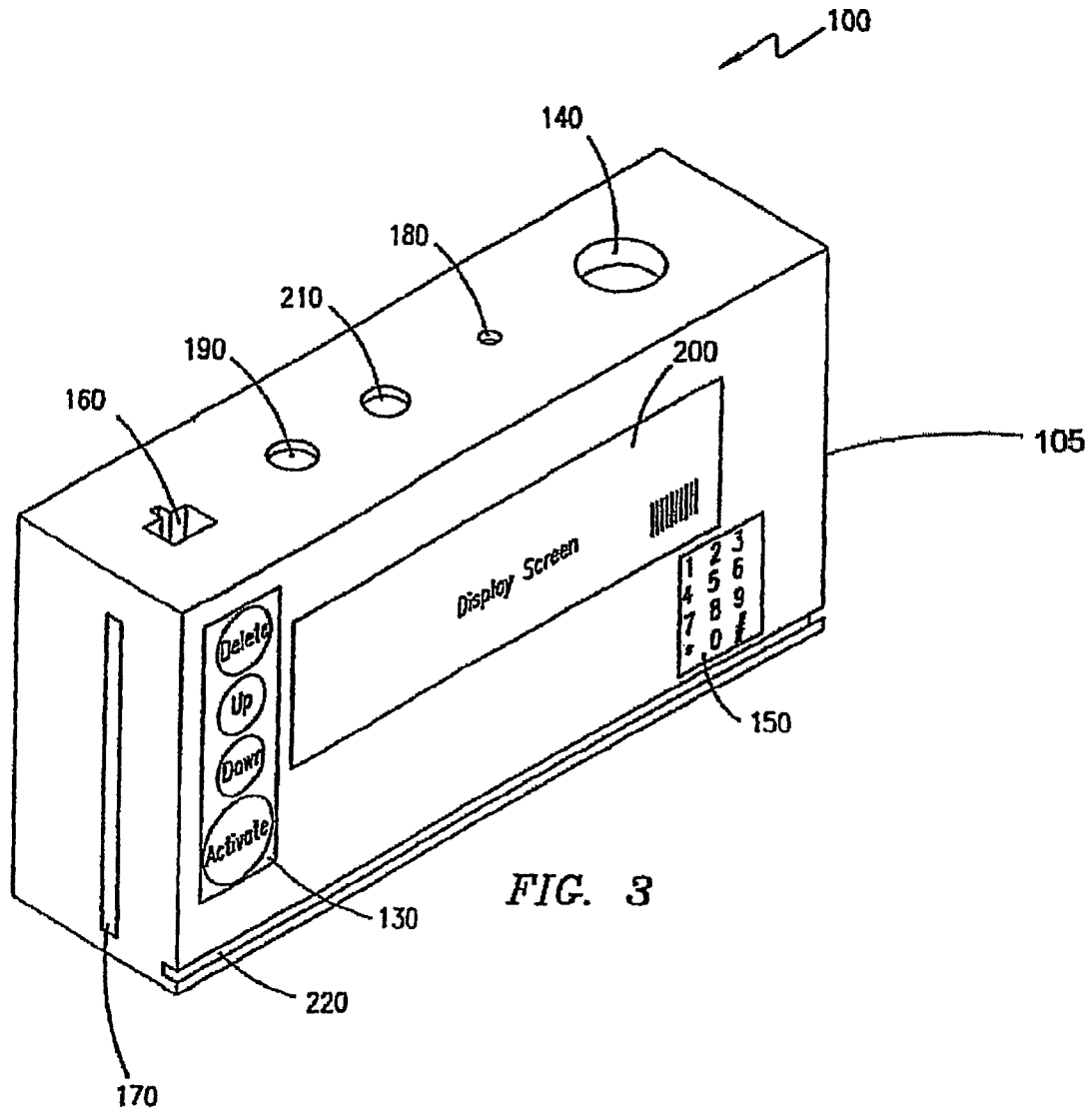


FIG. 1

FIG. 2





**WALLET CONSOLIDATOR AND RELATED
METHODS OF PROCESSING A
TRANSACTION USING A WALLET
CONSOLIDATOR**

RELATED APPLICATIONS

This application is a continuation of and claims priority to and the benefit of U.S. patent application Ser. No. 09/923,617, filed Aug. 6, 2001, titled "Wallet Consolidator and Related Methods of Processing a Transaction Using a Wallet Consolidator," now U.S. Pat. No. 7,349,885, which is a continuation of U.S. patent application Ser. No. 09/618,407, filed Jul. 18, 2000, titled "Wallet Consolidator," now U.S. Pat. No. 6,293,462, which is a continuation of U.S. patent application Ser. No. 09/087,193, filed May 29, 1998, titled "Wallet Consolidator," now U.S. Pat. No. 6,131,811, each incorporated herein by reference in their entireties.

BACKGROUND OF THE INVENTION

1. Field of the Invention

The present invention pertains in general to the use of electronic smart cards for the storage of information pertaining to electronic commerce and consumer identification, and in particular, but not by way of limitation, to an apparatus for the warehousing and retrieval of information pertaining to credit cards, debit cards, identification cards, and other selected data.

2. Description of Related Art

In today's electronic commerce there has been a proliferation in the use of various types of credit, debit, identification, and other types of authorization cards. For example, an average individual is likely to carry a driver's license, several credit and debit cards, an identification card for access to a health club, an identification card to gain access to a place of employment, and an access card to gain entry into a parking garage, among others. Furthermore, with advances in electronic commerce, smart cards are likely to replace paper and coin money resulting in an additional card for consumers to carry. Each of these cards typically incorporates a magnetic stripe or bar code to facilitate easy recognition of the card and to store various types of data. Although the use of these cards allows for easy and efficient electronic commerce, the number of such cards quickly becomes cumbersome and many individuals find carrying the large number of cards inconvenient.

Attempts have been made to use a single smart card to hold the various information contained on several cards. These attempts, however, involve the downloading of information from the smart card provider and do not allow a smart card user to control the contents of the device by adding additional information from newly issued cards or removing information from discontinued cards.

It would be advantageous, therefore, to devise an apparatus for consolidating the various cards, and other types of information, which individuals typically carry in a wallet or purse. It would further be advantageous if such an apparatus stored the information in a central location and facilitated the use of a single multi-purpose card. It would still further be advantageous if such an apparatus allowed the user of the apparatus the ability to control the stored information.

SUMMARY OF THE INVENTION

In view of the foregoing, embodiments of the present invention advantageously provide a device or apparatus, also

known as a wallet consolidator, capable of warehousing digitized information stored on various types of credit, debit, identification, and other types of authorization cards, including identification information, some or all of which to be delivered to various computing devices and possibly a portion to a device operator located with the computing device. According to an embodiment of the present invention, a wallet consolidator to facilitate a transaction can include, for example, a housing, a data interface connected to the housing and positioned to effectuate communication between the wallet consolidator and one or more computing devices, and a memory positioned in the housing and positioned to store at least a portion of the information received by the data interface. The data interface, for example, can be positioned to receive information associated with at least one card from one or more computing devices so that at least a portion of the information received by the data interface enables a transaction. The at least one card can be, for example, a credit card, a debit card, an identification card, or an electronic coupon. The data interface, for example, can include a magnetic stripe reader/writer for reading and writing magnetic stripes, a bar code scanner for scanning bar codes, a serial data port, a parallel data port, or any other data communication technique.

An embodiment of the wallet consolidator can also include an input cluster connected to the housing to facilitate selection of at least a portion of the information by a user, and a controller positioned within the housing in communication with each of the data interface, the memory, the input cluster, and the display screen. The display screen, for example, can be configured to display a menu of functions to a user. The menu of functions, can, for instance, include one or more of: adding card information, deleting card information, duplicating information, transferring information, moving cash, and accessing information. The information received by the data interface, can include, for example, identification information. Moreover, the controller, according to an embodiment of the wallet consolidator can be positioned to control input of the information into the memory of the wallet consolidator through the data interface, display of the menu of functions to a user through the display screen, retrieval of the at least a portion of the information from the memory, and display of at least a portion of the information stored in the memory on the display screen when a user selects the at least a portion of the information using the input cluster and positions the display screen of the wallet consolidator to enable a transaction responsive to the at least a portion of the information stored in the memory being displayed on the display screen. Additionally, according to an embodiment of the present invention, the wallet consolidator can further include a radio frequency wireless communication interface.

Additionally, according to an embodiment of the present invention, the information displayed on the display screen can comprise information from the memory being displayed as controlled by the controller. The information can be, for example, signatures, portraits, bar codes which can be scanned by a bar code scanner, and images of one or more cards. Additionally, the input cluster can be adapted to receive an input of a passcode from a user to gain access to the wallet consolidator so that the controller displays the menu of functions after the user gains access to the wallet consolidator by entering the passcode through the input cluster. Additionally, the information received by data interface can include information associated with one or more of: driver's licenses, food stamps, credit cards, debit cards, identification cards, electronic coupons, health club cards, parking cards, entry access cards, and medical records. Moreover, the wallet

consolidator can further include a touch sensitive display associated with the display screen, associated with the housing, and positioned adjacent to the input cluster.

According to another embodiment of the present invention, the memory can be configured to have sufficient memory to store a digitized image. The digitized image can include, for instance, a digitized image of a signature, a portrait, the at least one card, and a bar code. The controller can, for example, be configured to operably store the digitized image in the memory of the wallet consolidator and to display the digitized image on the display screen of the wallet consolidator. Furthermore, the digitized image displayed on the display screen can be adapted to be used at a point-of-sale terminal. The controller, for example can operably store a digitized image of a bar code in the memory of the wallet consolidator. Likewise, the controller can be adapted to display the digitized image of a bar code on the display screen so that the displayed digitized image of a bar code can be scannable by a bar code scanner. In another embodiment of the present invention, the information stored in the memory of the wallet consolidator can include at least one bar code and the controller can be configured to operably display the bar code on the display screen to thereby define a displayed bar code image. The displayed bar code image, for example, can be adapted to be scannable by a bar code scanner.

According to another exemplary embodiment of the present invention, a wallet consolidator to facilitate a transaction can include a housing and a radio frequency transceiver connected to the housing and positioned to effectuate communication between the wallet consolidator and one or more computing devices to thereby receive information associated with at least one card from one or more computing devices so that at least a portion of the information received by the radio frequency transceiver enables a transaction. The wallet consolidator can also include, for example, a memory positioned in the housing and positioned to store at least a portion of the information received by the radio frequency transceiver, an input cluster connected to the housing to facilitate selection of at least a portion of the information received by the radio frequency transceiver, a display screen to display a menu of functions to a user, and a controller positioned within the housing in communication with each of the radio frequency transceiver, the memory, the input cluster, and the display screen. Additionally, for example, the controller can be positioned to control input of the information into the memory of the wallet consolidator through the radio frequency transceiver, display of the menu of functions to a user through the display screen, retrieval of the at least a portion of the information from the memory, and display of at least a portion of the information stored in the memory on the display screen when a user selects the at least a portion of the information using the input cluster and positions the display screen of the wallet consolidator to enable a transaction responsive to the at least a portion of the information stored in the memory being displayed on the display screen.

According to another embodiment of the wallet consolidator, the wallet consolidator can also include, for example, one or more input devices. The one or more input devices can include, but are not limited to, one or more of the following: a magnetic stripe card reader, a bar code reader, a keypad, a touch screen, a smart card reader, a kiosk, a memory card, a telephony interface, a wireless interface, a wireline communication interface, a wireless communication interface, an infrared (IR) interface, and a radio frequency (RF) interface. The memory can include, but is not limited to, one or more of the following: semiconductor memory, a smart card (contact, contactless, or hybrid), a memory card (portable flash

memory), random access memory (RAM), magnetic memory, a hard disk, a magnetic tape, an optical memory device, and an optical disc. Also according to an embodiment of the present invention, the wallet consolidator can include, for example, a communication interface. The communication interface can include, but is not limited to, one or more of the following: a data interface, a telephony interface, a wireless interface, a wireline communication interface, a wireless communication interface, a radio frequency (RF) interface, an infrared (IR) interface, and a display configured for displaying scannable bar codes.

To store information in the wallet consolidator, for example, or alternatively in a smart card interfaced to the wallet consolidator, information can be read from magnetic stripes on various types of cards such as, but not limited to, credit, debit, and identification cards. A bar code scanner allows a bar code to be scanned from a card and stored in the memory. Additionally, images of the cards including, but not limited to, signatures and portraits can be downloaded, and with sufficient memory, stored for future use. A user can retrieve information using the one or more input devices for use in, for example, a point-of-sale transaction. The stored images can be retrieved and displayed on a display screen, including a bar code, which can be scanned by a bar code scanner.

According to another embodiment of a wallet consolidator, the wallet consolidator can include one or more input devices positioned to receive information stored on at least one card, a memory connected to the one or more input devices to store the information received by the input device, and a communication interface connected to the memory and positioned to transmit at least a portion of the information stored in the memory to a point-of-sale terminal located at a point-of-sale. The point-of-sale terminal can be positioned to process a transaction responsive to the at least a portion of the information. The information can include, for example, account identification information pertaining to at least one of the following: one or more credit cards, one or more debit cards, one or more identification cards, one or more electronic coupons, one or more medical records, one or more health club membership accounts, or one or more food stamp accounts. Accordingly, the at least one card can include one or more credit cards, one or more debit cards, one or more identification cards, one or more electronic coupons, one or more medical record cards, one or more health club identification access cards, one or more employment identification access cards, one or more parking garage access cards, or one or more food stamp identification cards. The information can also include driver's license data taken from, for example, a driver's license card. Further, the information can include a digitized image of the at least one card, to thereby provide further functionality. Advantageously, the communication interface can include, for example, a wireless interface, a wireless communication interface, or a radio frequency (RF) wireless communication interface, to thereby enhance personal mobility.

According to another embodiment of the present invention, a wallet consolidator includes a controller positioned to control operation of the wallet consolidator, one or more input devices in communication with the controller and positioned to receive a copy of identification information stored on at least one card, a memory in communication with the controller and positioned to store the identification information received by the one or more input devices, and a communication interface in communication with the controller and positioned to transmit at least a portion of the identification information stored in the memory to a point-of-sale terminal

located at a point-of-sale. The point-of-sale terminal can be positioned to process a point-of-sale transaction responsive to the at least a portion of the identification information. According to an embodiment of the wallet consolidator, the information can include identification information contained on the at least one card, and the communication interface can be wireless and can include, for example, a wireless interface, a wireless communication interface, or a radio frequency (RF) wireless communication interface, to thereby enhance personal mobility.

According to another embodiment of a wallet consolidator, the wallet consolidator can include one or more input devices positioned to receive information stored on at least one card, a memory connected to the input device to store the information received by the input device, and a wireless communication interface connected to the memory and positioned to transmit at least a portion of the information stored in the memory to a point-of-sale terminal located at a point-of-sale. The point-of-sale terminal can be positioned to process a transaction responsive to the at least a portion of the information.

According to another embodiment of a wallet consolidator, the wallet consolidator can include an one or more input devices positioned to receive information stored on at least one card, a memory connected to the one or more input devices to store the information received by the one or more input devices, and a communication interface connected to the memory and positioned to effectuate communication of at least a portion of the information stored in the memory to a point-of-sale terminal located at a point-of-sale when the point-of-sale terminal is positioned to receive the at least a portion of the information from the wallet consolidator for use in a point-of-sale transaction. The communication interface can include, for example, a data interface, a telephone interface, an infrared transceiver, a wireless communication interface, or a radio frequency (RF) wireless communication interface.

According to another embodiment of a wallet consolidator, the wallet consolidator can include a controller positioned to control operation of the wallet consolidator, one or more input devices in communication with the controller and positioned to receive information contained on at least one card, a memory in communication with the controller and positioned to store the information received by the one or more input devices, and a wireless communication interface in communication with the controller and positioned to interface with a point-of-sale terminal located at a point-of-sale to provide at least a portion of the information stored in the memory to the point-of-sale terminal. The point-of-sale terminal can be positioned to enable a transaction responsive to receiving the at least a portion of the information.

According to another embodiment of a wallet consolidator, the wallet consolidator can include a controller positioned to control operation of the wallet consolidator, one or more input devices in communication with the controller and positioned to receive information contained on at least one card, a memory in communication with the controller and positioned to store the information received by the input device, and a wireless communication interface in communication with the controller. The wireless communication interface is adapted to be positioned to interface or to effectuate communication with a point-of-sale terminal located at a point-of-sale to provide at least a portion of the information stored in the memory to the point-of-sale terminal when the wallet consolidator is positioned adjacent the point-of-sale terminal to thereby enable a transaction responsive to receiving the at least a portion of the information.

BRIEF DESCRIPTION OF THE DRAWINGS

So that the manner in which the features and advantages of the invention, as well as others which will become apparent, may be understood in more detail, a more particular description of the invention briefly summarized above may be had by reference to the embodiments thereof which are illustrated in the appended drawings, which form a part of this specification. It is to be noted, however, that the drawings illustrate only various embodiments of the invention and are therefore not to be considered limiting of the invention's scope as it may include other effective embodiments as well.

FIG. 1 is a functional block diagram of the wallet consolidator;

FIG. 2 is a flow diagram of a preferred method for consolidating card information using the wallet consolidator described in FIG. 1; and

FIG. 3 is a perspective view of a wallet consolidator consistent with a preferred embodiment of the present invention.

DETAILED DESCRIPTION

The present invention will now be described more fully hereinafter with reference to the accompanying drawings which illustrate preferred embodiments of the invention. This invention may, however, be embodied in many different forms and should not be construed as limited to the embodiments set forth herein. Rather, these embodiments are provided so that this disclosure will be thorough and complete, and will fully convey the scope of the invention to those skilled in the art. Like numbers refer to like elements throughout, the prime notation, if used, indicates similar elements in alternative embodiments.

Referring now to FIG. 1, there is illustrated a functional block diagram of a wallet consolidator shown generally at **100**. The functional components of the wallet consolidator **100** can include a controller **110**, a memory device **120**, a user input cluster **130**, a data interface **140**, a keypad **150**, a telephone interface **160**, a smart card interface **170**, a bar code scanner **180**, an infrared (IR) transceiver **190**, a display screen **200**, a radio frequency (RF) transceiver **210**, and a magnetic stripe reader/writer **220**.

The controller **110** controls the overall operation of the wallet consolidator **100** including the coordination of the various functional blocks. The magnetic stripe reader/writer **220** is used to read and write information from and to magnetic stripes used on credit cards, debit cards, and identification cards among others. Information read from the magnetic stripes by the magnetic stripe reader/writer **220** can be stored in the memory device **120** of the wallet consolidator **100**. In an alternative embodiment, the information can be stored in a memory device located within a smart card which is commonly known in the industry. In situations where the information from the magnetic stripe is stored in the memory device of the smart card, the information can be written into the memory of the smart card using the smart card interface **170**. The smart card interface **170** can effectuate reading and writing from and to the smart card.

A keypad **150** can be used as a user input device for inputting information or indicating selections and actions to the wallet consolidator **100**. In an embodiment of the present invention, the keypad **150** is a numeric keypad, however; in an alternative embodiment the keypad **150** is an alphanumeric keypad. The user input cluster **130** provides an additional user input device for communicating selections and actions to the wallet consolidator **100**. While it is understood that the user input cluster **130** can have any number of input buttons, a

preferred configuration includes an up and a down button for moving through options provided to the user on the display screen 200, a delete button for removing items from the display screen, and an activate button for making a selection or enabling an action by the wallet consolidator 100.

The bar code scanner 180 allows a user to scan a bar code on the face of identification, credit, debit, and other types of cards and to store the bar code in the memory device 120 of the wallet consolidator, or alternatively, in the memory device of the smart card. In either event, the user can select the bar code for display on the display screen 200 such that the bar code, as displayed on the display screen 200, is readable by a bar code scanner.

In addition to displaying items stored in the memory device 120 of the wallet consolidator 100, or alternatively the memory device of the smart card, the display screen 200 can be used for programming, or otherwise controlling, the operation of the wallet consolidator 100. For example, the display screen 200, in conjunction with the keypad 150 or the user input cluster 130, can be used by the user to input a passcode to gain access to the wallet consolidator 100. In an alternative embodiment, the keypad 150 can be effectuated using a touch sensitive display screen 200.

After gaining access to the wallet consolidator 100, the controller 110 can display a menu of functions on the display screen 200 and the user can make a selection by either using the user input cluster 130 to scroll through and select an option or by directly selecting an option using the keypad 150. The types of options can include, but are not limited to, selecting a card to add or delete, duplicating information, transferring data, moving cash, or accessing various types of information such as electronic coupons, identification information, or medical records among others. Based on the selected option, the wallet consolidator 100, via the display screen 200, can traverse an action tree which instructs the user on the use of the wallet consolidator 100.

The data interface 140 and telephone interface 160 can effectuate communication between the wallet consolidator 100 and various computing devices such as, but not limited to, point-of-sale terminals, dumb terminals, and databases. The data interface 140 can use a serial data port, a parallel data port, or any other data communication technique. In a similar fashion, the telephone interface 160 can allow communication via a wireline or wireless telecommunication network. Furthermore, the infrared transceiver 190 and the radio frequency transceiver 210 can effectuate wireless communication between the wallet consolidator 100 and various computing devices such as, but not limited to, point-of-sale terminals, dumb terminals, and databases, which are equipped with a similar infrared transceiver or radio frequency transceiver.

The wallet consolidator 100, according to an embodiment of the present invention, can allow an individual to swipe his or her credit, debit, identification, or other type cards through the magnetic stripe reader/writer 220 and store the information contained in the magnetic stripe in the memory device 120 of the wallet consolidator 100, or alternatively, in the memory device of the smart card. The wallet consolidator 100 can also allow an individual to scan a bar code on a card using the bar code scanner 180 and store the bar code in the wallet consolidator 100, or alternatively in the memory device of the smart card. Furthermore, the individual can download the image of the cards or other cards which do not have a magnetic stripe and, with sufficient memory, store a digitized image in the memory device 120 of the wallet consolidator 100, or alternatively in the memory device of the smart card. Additionally, other types of information can be stored in

either the memory device 120 of the wallet consolidator 100 or the memory device of the smart card. Among other types of information, items such as electronic coupons or food stamp balances can be stored and then redeemed during a point-of-sale transaction. Communication with various computing devices such as, but not limited to, point-of-sale terminals, dumb terminals, and databases, can be effectuated using the telephone interface 160, the radio frequency transceiver 210, the infrared transceiver 190, or the display screen 200.

Referring additionally now to FIG. 2, there is illustrated a flow diagram of a preferred computer implemented method for consolidating card information using the wallet consolidator 100 described in FIG. 1. Information stored on magnetic stripes can be entered into the wallet consolidator 100 by swiping the subject identification, credit, debit, or other type of card through the magnetic stripe reader/writer 220 to read the information from the magnetic stripe of the subject card (step 300). Alternatively, the information can be entered into the wallet consolidator 100 via the data interface 140, the keypad 150, the telephone interface 160, the infrared transceiver 190, or the radio frequency transceiver 210. The entered information can be stored in the memory device 120 of the wallet consolidator 100, or alternatively, in the memory device of the smart card (step 310).

Similarly, bar codes from the cards can be scanned (step 320) and the bar codes can be stored in the memory device 120 of the wallet consolidator 100, or alternatively, in the memory device of the smart card (step 330). Alternatively, the information can be entered into the wallet consolidator 100 via the data interface 140, the keypad 150, the telephone interface 160, the infrared transceiver 190, or the radio frequency transceiver 210.

Still further, other information such as electronic coupons or images such as portraits and signatures can be downloaded into the wallet consolidator 100 (step 332) and stored in the memory device 120 of the wallet consolidator 100, or alternatively, in the memory device of the smart card (step 334). The information can be downloaded into the wallet consolidator 100 via the data interface 140, the keypad 150, the telephone interface 160, the infrared transceiver 190, or the radio frequency transceiver 210.

To retrieve magnetic stripe information from the wallet consolidator 100, the user can select the desired information using either the user input cluster 130 or the keypad 150 (step 340). Once the information has been selected, the information can be written onto a magnetic strip of the smart card or other multi-use card (step 350). Alternatively, the information which was selected can be communicated to various computing devices such as, but not limited to, point-of-sale terminals, dumb terminals, and databases via the data interface 140, the telephone interface 160, the infrared transceiver 190, or the radio frequency transceiver 210.

Similarly, the user can select a desired bar code using either the user input cluster 130 or the keypad 150 (step 360), and the selected image can be displayed on the display screen 200 (step 370). Alternatively, the selected information can be communicated to various computing devices such as, but not limited to, point-of-sale terminals, dumb terminals, and databases via the data interface 140, the telephone interface 160, the infrared transceiver 190, or the radio frequency transceiver 210.

Still further, the user can select stored information, including downloaded information (step 380), and display the selected information (step 390) or download the selected information (step 400) to various computing devices such as, but not limited to, point-of-sale terminals, dumb terminals,

and databases via the data interface **140**, the telephone interface **160**, the infrared transceiver **190**, or the radio frequency transceiver **210**.

Referring now to FIG. **3**, there is illustrated a perspective view of a wallet consolidator **100**. The wallet consolidator, shown generally at **100**, can include a housing **105**, the controller **110** which is located internally and not shown, the memory device **120** also located internally and not shown, the user input cluster **130**, the data interface **140**, the keypad **150**, the telephone interface **160**, the smart card interface **170**, the bar code scanner **180**, the infrared transceiver **190**, the display screen **200**, the radio frequency transceiver **210**, and the magnetic stripe reader/writer **220**.

This application is related to U.S. patent application Ser. No. 11/931,479, filed Oct. 31, 2007, titled "Wallet Consolidator and Related Methods of Processing a Transaction Using a Wallet Consolidator"; U.S. patent application Ser. No. 09/923,617, filed Aug. 6, 2001, titled "Wallet Consolidator and Related Methods of Processing a Transaction Using a Wallet Consolidator" now U.S. Pat. No. 7,349,885; U.S. patent application Ser. No. 09/618,407, filed Jul. 18, 2000, titled "Wallet Consolidator," now U.S. Pat. No. 6,293,462; and U.S. patent application Ser. No. 09/087,193, filed May 29, 1998, titled "Wallet Consolidator," now U.S. Pat. No. 6,131,811, each incorporated herein by reference in their entireties.

In the drawings and specification, there have been disclosed a typical preferred embodiment of the invention, and although specific terms are employed, the terms are used in a descriptive sense only and not for purposes of limitation. The invention has been described in considerable detail with specific reference to these illustrated embodiments. It will be apparent, however, that various modifications and changes can be made within the spirit and scope of the invention as described in the foregoing specification and as defined in the appended claims.

That claimed is:

1. A wallet consolidator to facilitate a transaction, the wallet consolidator comprising:

- a housing to be carried by a user;
- a data interface connected to the housing and being positioned to effectuate communication between the wallet consolidator and one or more computing devices to thereby receive information associated with at least one card from one or more computing devices so that at least a portion of the information received by the data interface enables a transaction, the at least one card being selected from the group of: credit cards, debit cards, identification cards, and electronic coupons;
- memory positioned in the housing and positioned to store at least a portion of the information received by the data interface;
- a user input cluster connected to the housing to facilitate selection of at least a portion of the information by a user;
- a display screen to display a menu of functions to a user, the functions including one or more of: adding card information, deleting card information, duplicating information, transferring information, moving cash, and accessing information; and
- a controller located internally inside the housing, in communication with each of the data interface, the memory, the user input cluster, and the display screen, and positioned to control input of the information into the memory of the wallet consolidator through the data interface, display of the menu of functions to a user through the display screen, retrieval of the at least a

portion of the information from the memory, and display of at least a portion of the information stored in the memory on the display screen when a user selects the at least a portion of the information using the user input cluster and positions the display screen of the wallet consolidator to enable a transaction responsive to the at least a portion of the information stored in the memory being displayed on the display screen.

2. A wallet consolidator as defined in claim **1**, wherein the information displayed on the display screen comprises information from the memory being displayed as controlled by the controller, the information selected from the group of: signatures, portraits, bar codes which can be scanned by a bar code scanner, and images of one or more cards.

3. A wallet consolidator as defined in claim **1**, wherein the information received by the data interface includes information included on a plurality of different cards, the cards being selected from the group of: credit cards, debit cards, identification cards, and electronic coupons; and wherein the wallet consolidator further includes a radio frequency wireless communication interface.

4. A wallet consolidator as defined in claim **3**, wherein the user input cluster operably receives an input of a passcode from a user to gain access to the wallet consolidator so that the controller displays the menu of functions after the user gains access to the wallet consolidator by entering the passcode through the user input cluster.

5. A wallet consolidator as defined in claim **1**, wherein the memory at least has sufficient memory to store a digitized image, the digitized image being selected from the group of a signature, a portrait, the at least one card, and a bar code; and wherein the controller operably stores the digitized image in the memory of the wallet consolidator.

6. A wallet consolidator as defined in claim **5**, wherein the controller operably displays the digitized image on the display screen to thereby define a displayed digitized image; and wherein the displayed digitized image is used usable at a point-of-sale terminal.

7. A wallet consolidator as defined in claim **1**, wherein the memory at least has sufficient memory to store a digitized image of a bar code; and wherein the controller operably stores the digitized image of a bar code in the memory of the wallet consolidator and operably displays the digitized image of a bar code on the display screen to thereby define a displayed digitized image of a bar code, the displayed digitized image of a bar code being scannable by a bar code scanner.

8. A wallet consolidator as defined in claim **1**, wherein the information stored in the memory includes at least one bar code; and wherein the controller operably displays the bar code on the display screen to thereby define a displayed bar code image, the displayed bar code image being scannable by a bar code scanner.

9. A wallet consolidator as defined in claim **1**, wherein the wallet consolidator includes a touch sensitive display screen associated with the display screen, associated with the housing, and positioned adjacent to the user input cluster.

10. A wallet consolidator as defined in claim **1**, wherein the information received by the data interface includes identification information selected from the group of information associated with one or more of: driver's licenses, food stamps, credit cards, debit cards, identification cards, electronic coupons, health club cards, parking cards, entry cards, and medical records.

11

11. A wallet consolidator to facilitate a transaction, the wallet consolidator comprising:
 a housing to be carried by a user;
 a radio frequency transceiver connected to the housing and being positioned to effectuate communication between the wallet consolidator and one or more computing devices to thereby receive information associated with at least one card from one or more computing devices so that at least a portion of the information received by the radio frequency transceiver enables a transaction, the at least one card being selected from the group of: credit cards, debit cards, identification cards, and electronic coupons;
 memory positioned in the housing and positioned to store at least a portion of the information received by the radio frequency transceiver;
 a user input cluster connected to the housing to facilitate selection of at least a portion of the information by a user;
 a display screen to display a menu of functions to a user, the functions including one or more of: adding card information, deleting card information, duplicating information, transferring information, moving cash, and accessing information; and
 a controller located internally inside the housing, in communication with each of the radio frequency transceiver, the memory, the user input cluster, and the display screen, and positioned to control input of the information into the memory of the wallet consolidator through the radio frequency transceiver, display of the menu of functions to a user through the display screen, retrieval of the at least a portion of the information from the memory, and display of at least a portion of the information stored in the memory on the display screen when a user selects the at least a portion of the information using the user input cluster and positions the display screen of the wallet consolidator to enable a transaction responsive to the at least a portion of the information stored in the memory being displayed on the display screen.

12. A wallet consolidator as defined in claim 11, wherein the information displayed on the display screen comprises information from the memory being displayed as controlled by the controller, the information selected from the group of: signatures, portraits, bar codes which can be scanned by a bar code scanner, and images of one or more cards.

13. A wallet consolidator as defined in claim 11, wherein the information received by the radio frequency transceiver includes information included on a plurality of different cards, the cards being selected from the

12

group of: selected from the group of: credit cards, debit cards, identification cards, and electronic coupons; and wherein the wallet consolidator further includes a radio frequency wireless communication interface.

14. A wallet consolidator as defined in claim 13, wherein the user input cluster operably receives an input of a passcode from a user to gain access to the wallet consolidator so that the controller displays the menu of functions after the user gains access to the wallet consolidator by entering the passcode through the user input cluster.

15. A wallet consolidator as defined in claim 11, wherein the memory at least has sufficient memory to store a digitized image, the digitized image being selected from the group of a signature, a portrait, the at least one card, and a bar code; and wherein the controller operably stores the digitized image in the memory of the wallet consolidator.

16. A wallet consolidator as defined in claim 15, wherein the controller operably displays the digitized image on the display screen to thereby define a displayed digitized image; and wherein the displayed digitized image is usable at a point-of-sale terminal.

17. A wallet consolidator as defined in claim 11, wherein the memory at least has sufficient memory to store a digitized image of a bar code; and wherein the controller operably stores the digitized image of a bar code in the memory of the wallet consolidator and operably displays the digitized image of a bar code on the display screen to thereby define a displayed digitized image of a bar code, the displayed digitized image of a bar code being scannable by a bar code scanner.

18. A wallet consolidator as defined in claim 11, wherein the information stored in the memory includes at least one bar code; and wherein the controller operably displays the bar code on the display screen to thereby define a displayed bar code image, the displayed bar code image being scannable by a bar code scanner.

19. A wallet consolidator as defined in claim 11, wherein the wallet consolidator includes a touch sensitive display screen associated with the display screen, associated with the housing, and positioned adjacent to the user input cluster.

20. A wallet consolidator as defined in claim 11, wherein the information received by the radio frequency transceiver includes identification information selected from the group of information associated with one or more of: driver's licenses, food stamps, credit cards, debit cards, identification cards, electronic coupons, health club cards, parking cards, entry cards, and medical records.

* * * * *